

A CONTROLLABILITY METHOD FOR MAXWELL'S EQUATIONS

T. CHAUMONT-FRELET^{†,‡}, M.J. GROTE[‡], S. LANTERI^{†,‡}, AND J.H. TANG[‡]

ABSTRACT. We propose a controllability method for the numerical solution of time-harmonic Maxwell's equations in their first-order formulation. By minimizing a quadratic cost functional, which measures the deviation from periodicity, the controllability method determines iteratively a periodic solution in the time domain. At each conjugate gradient iteration, the gradient of the cost functional is simply computed by running any time-dependent simulation code forward and backward for one period, thus leading to a non-intrusive implementation easily integrated into existing software. Moreover, the proposed algorithm automatically inherits the parallelism, scalability, and low memory footprint of the underlying time-domain solver. Since the time-periodic solution obtained by minimization is not necessarily unique, we apply a cheap post-processing filtering procedure which recovers the time-harmonic solution from any minimizer. Finally, we present a series of numerical examples which show that our algorithm greatly speeds up the convergence towards the desired time-harmonic solution when compared to simply running the time-marching code until the time-harmonic regime is eventually reached.

KEY WORDS. Maxwell's equations, time-harmonic scattering, exact controllability, discontinuous Galerkin

1. INTRODUCTION

Efficient numerical methods for electromagnetic wave propagation are central to a wide range of applications in science and technology [4, 20]. For wave phenomena with harmonic time dependence, governed by a single angular frequency $\omega > 0$, the electromagnetic wave field satisfies time-harmonic Maxwell's equations in a domain $\Omega \subset \mathbb{R}^3$: Given a current density $\mathbf{j} : \Omega \rightarrow \mathbb{C}^3$, we seek two vector fields $\mathbf{e}, \mathbf{h} : \Omega \rightarrow \mathbb{C}^3$ such that

$$(1.1a) \quad \begin{cases} i\omega\boldsymbol{\varepsilon}\mathbf{e} + \boldsymbol{\sigma}\mathbf{e} + \nabla \times \mathbf{h} &= \mathbf{j}, \\ i\omega\boldsymbol{\mu}\mathbf{h} - \nabla \times \mathbf{e} &= \mathbf{0}, \end{cases}$$

inside the computational domain Ω , where the first-order tensors $\boldsymbol{\varepsilon}$, $\boldsymbol{\sigma}$ and $\boldsymbol{\mu}$ are the permittivity, conductivity and permeability of the medium in Ω . At the boundary $\partial\Omega$ of Ω , divided into two disjoint sets Γ_P and Γ_I , we impose the boundary conditions

$$(1.1b) \quad \begin{cases} \mathbf{e} \times \mathbf{n} &= \mathbf{0} & \text{on } \Gamma_P, \\ \mathbf{e} \times \mathbf{n} + \mathbf{Z}\mathbf{h}_\tau &= \mathbf{g} & \text{on } \Gamma_I, \end{cases}$$

where \mathbf{n} stands for the outward unit normal to $\partial\Omega$ and $\mathbf{h}_\tau := \mathbf{n} \times (\mathbf{h} \times \mathbf{n})$. Here, the first-order tensor \mathbf{Z} , defined on Γ_I , describes a surface impedance while $\mathbf{g} : \Gamma_I \rightarrow \mathbb{C}^3$ typically represents incident electromagnetic field. The PEC condition on Γ_P corresponds to the surface of a perfectly conducting material whereas the impedance boundary condition on Γ_I either models the boundary of an imperfect conductor or corresponds to an approximation of the Silver-Müller radiation condition [12]. Note that Γ_P or Γ_I may be empty.

In heterogeneous media with intricate geometries, Galerkin discretizations based on variational formulations of (1.1), such as curl-conforming finite elements or discontinuous Galerkin (DG) methods [28, 32], probably are the most flexible and competitive approaches currently available. If ω is “large” and the computational domain spans many wavelengths, resolving the wavelength and limiting dispersion errors requires the use of highly refined meshes coupled with high-order elements [10, 30]. Hence, the high-frequency regime typically leads to large, sparse, indefinite and

[†]Inria, 2004 Route des Lucioles, 06902 Valbonne, France

[‡]Laboratoire J.A. Dieudonné, Parc Valrose, 28 Avenue Valrose, 06108 Nice Cedex 02, France

[‡]Department of Mathematics and Computer Science, University of Basel, Spiegelgasse 1, 4051 Basel, Switzerland

[‡]ISTerre, 1381 Rue de la Piscine, 38610 Gières, France

ill-conditioned linear systems which need to be solved numerically by direct or iterative methods. Although considerable progress has been achieved over the past decades [2, 3], the parallel implementation of scalable direct solvers remains a challenge when the number of unknowns is large. On the other hand, the design of robust and efficient preconditioners for iterative solvers is a delicate task [13]. Recent developments include domain decomposition [6, 28], shifted-laplacian [16], and sweeping [39] preconditioners. Still, the efficient solution of 3D time-harmonic Maxwell's equations with heterogeneous coefficients remains to this day a formidable challenge, especially in the high-frequency regime.

To avoid these difficulties, we instead transform (1.1) back to the time-domain and consider its time-dependent counterpart

$$(1.2) \quad \begin{cases} \varepsilon \dot{\mathbf{E}} + \sigma \mathbf{E} + \nabla \times \mathbf{H} &= \mathbf{J} & \text{in } \mathbb{R}_+ \times \Omega, \\ \mu \dot{\mathbf{H}} - \nabla \times \mathbf{E} &= \mathbf{0} & \text{in } \mathbb{R}_+ \times \Omega, \\ \mathbf{E} \times \mathbf{n} &= \mathbf{0} & \text{on } \mathbb{R}_+ \times \Gamma_P, \\ \mathbf{E} \times \mathbf{n} + \mathbf{Z} \mathbf{H}_\tau &= \mathbf{G} & \text{on } \mathbb{R}_+ \times \Gamma_I, \end{cases}$$

with time-harmonic forcing $\mathbf{J}(t, \mathbf{x}) := \text{Re} \{ \mathbf{j}(\mathbf{x}) e^{i\omega t} \}$, $\mathbf{G}(t, \mathbf{x}) := \text{Re} \{ \mathbf{g}(\mathbf{x}) e^{i\omega t} \}$, and initial conditions $\mathbf{E}|_{t=0} = \mathbf{E}_0$ and $\mathbf{H}|_{t=0} = \mathbf{H}_0$ yet to be specified. The key advantage of this strategy is that it only requires the solution of a time evolution problem for which efficient numerical schemes, such as finite differences [37, 40] or DG [15, 23, 25] discretizations coupled with explicit time integration, can be utilized. As these algorithms are inherently parallel with a low memory footprint, they are extremely attractive on modern computer architectures.

In this context, a simple and common approach follows from the limiting amplitude principle [33], which states under suitable assumptions that the solution of (1.2) “converges” to the time-harmonic solution in the sense that $\mathbf{E}(t, \mathbf{x}) \rightarrow \text{Re} \{ \mathbf{e}(\mathbf{x}) e^{i\omega t} \}$ and $\mathbf{H}(t, \mathbf{x}) \rightarrow \text{Re} \{ \mathbf{h}(\mathbf{x}) e^{i\omega t} \}$ as $t \rightarrow +\infty$. Thus, to solve (1.1) one can simply simulate time-dependent Maxwell's equations for a “sufficiently long” time and eventually extract the time-harmonic solution. However, as the final simulation time required to obtain an accurate approximation may be very large, especially near resonances or in the presence of trapping geometries, the usefulness of this approach is somewhat limited [5].

Both controllability methods and fixed-point iterations have been proposed to accelerate convergence and determine initial conditions $(\mathbf{E}_0, \mathbf{H}_0)$ which render the time-dependent solution T -periodic with period $T := 2\pi/\omega$. Inspired by the seminal work in [29], controllability methods (CM) [8, 9] reformulate the controllability problem as a minimization problem for a quadratic cost functional $J(\mathbf{E}_0, \mathbf{H}_0)$, which measures the misfit between $(\mathbf{E}_0, \mathbf{H}_0)$ and the time-dependent solution $(\mathbf{E}(T), \mathbf{H}(T))$ after one period. Then, the functional J is minimized by a conjugate gradient (CG) iteration, which leads to the combined controllability method-CG algorithm, or CMCG for short. Alternatively, fixed-point iterations determine the T -periodic solution by applying a judicious filtering operator at each iteration to achieve convergence [34, 36]. As the convergence of fixed-point iterations can be slow near resonances or in the presence of trapping geometries, an outer CG or GMRES Krylov subspace method must be applied, depending on boundary conditions.

When using the controllability approach, one faces two central questions: efficient computation of the gradient J' and uniqueness of the time-periodic solution. As early work on CMCG methods was restricted to scattering problems from acoustics [8, 9] or electromagnetics [7] in second-order formulation, the computation of J' always required the solution of a strongly elliptic (coercive) problem. To avoid solving that additional elliptic problem at each CG iteration, the controllability method was later applied to the Helmholtz equation in first-order formulation [27] using Raviart-Thomas FE for the spatial discretization; due to the lack of available mass-lumping, however, the mass-matrix then needed to be inverted at each time-step during the time integration. By combining a first-order formulation with a DG discretization, a scalable parallel formulation was recently derived [22], which completely avoids the need for solving any elliptic problem or inverting the mass-matrix.

In general, the T -periodic solution of (1.2) is not unique and hence does not necessarily yield the desired (unique) time-harmonic solution of (1.1). For sound-soft acoustic scattering, where

Dirichlet and impedance conditions are imposed on distinct parts of the boundary, the T -periodic solution in fact is unique and the one-to-one correspondence is therefore immediate. For other boundary-value problems, however, such as sound-hard scattering or problems in bounded physical domains, the periodic solution is generally no longer unique, as it may contain additional (T -periodic) spurious modes. Two ideas have been proposed as a remedy to extend the CMCG approach to arbitrary boundary conditions. First, uniqueness can be restored by modifying J , though at a small price in the computation of its gradient [5, 24]. Alternatively, a cheap filtering operator can be applied as a post-processing step to any minimizer of J , which removes any spurious modes [22, 38] and thus restores uniqueness using the original cost functional J .

Here we propose a CMCG method for time-harmonic Maxwell's equations (1.1) in their first order formulation, which completely avoids the solution of any elliptic problem, and combine it with a post-processing filtering step to guarantee uniqueness, regardless of the boundary conditions. Moreover, thanks to a DG discretization in space, the mass-matrix is automatically block-diagonal. Hence, the resulting CMCG algorithm is inherently parallel and scalable but also guaranteed to converge to the time-harmonic solution starting from any initial guess, as long as time-harmonic Maxwell's equations (1.1) are well-posed for the frequency ω under consideration.

The remainder of this work is organized as follows. We provide a formal description of the algorithm and a discussion of our key theoretical results in Section 2. As the mathematical framework required to rigorously define and analyze Maxwell's equations is rather involved, the precise description and preliminary results are postponed to Section 3. Section 4 contains the bulk of the theory, where we carefully analyze the relation between the time-harmonic and time-periodic solutions. Here, our contributions are twofold. On the one hand, we identify configurations of boundary conditions and right-hand sides for which the unique time-periodic solution coincides with the time-harmonic solution. On the other hand, we show that the filtering procedure introduced in [22, 38] always recovers the time-harmonic solution from any minimizer, as long as (1.1) is well-posed. In Section 5, we describe in detail our CMCG method and establish its convergence toward the time-harmonic solution. In Section 6, we present various numerical experiments highlighting the performance of the proposed CMCG algorithm. Here, we benchmark the proposed CMCG algorithm against the limiting amplitude principle, where pure time-marching (without controllability) is utilized, as both methods are non-invasive and easily integrated with any existing time-marching code; in contrast, efficient preconditioners typically require an important and dedicated implementation effort. Finally, we provide in Section 7 some concluding remarks.

2. MAIN RESULTS

Throughout this work, we adopt the notation $U = (\mathbf{e}, \mathbf{h})$ for a time-harmonic electromagnetic field, while the calligraphic font $\mathcal{U} = (\mathbf{E}, \mathbf{H})$ is reserved for time-dependent fields. It is easily seen that if U is a time-harmonic field solution to (1.1) with right-hand side \mathbf{j} and \mathbf{g} , then $\mathcal{U}(t, \mathbf{x}) := \text{Re}\{U(\mathbf{x})e^{i\omega t}\}$ is the solution of time-dependent Maxwell's equations (1.2) with right-hand side $\mathbf{J}(t, \mathbf{x}) := \text{Re}\{\mathbf{j}(\mathbf{x})e^{i\omega t}\}$, $\mathbf{G}(t, \mathbf{x}) := \text{Re}\{\mathbf{g}(\mathbf{x})e^{i\omega t}\}$, and initial condition $\mathcal{U}_0 := \text{Re } U$.

The CMCG algorithm hinges on an idea that is essentially the converse of the above statement. Namely, we seek an initial condition \mathcal{U}_0 such that the resulting time-dependent field \mathcal{U} (with right-hand sides \mathbf{J} and \mathbf{G} as above) is time-periodic, with period $T := 2\pi/\omega$. Let $P_{\mathbf{j}, \mathbf{g}, \omega} : \mathcal{U}_0 \rightarrow \mathcal{U}(T)$ denote the (affine) operator mapping the initial condition \mathcal{U}_0 to the solution \mathcal{U} of (1.2) with time-harmonic right-hand sides \mathbf{J} and \mathbf{G} evaluated at time T . Then, the ‘‘controllability method’’ corresponds to solving (linear) equation $P_{\mathbf{j}, \mathbf{g}, \omega} \mathcal{U}_0 = \mathcal{U}_0$.

At this point, three main questions arise. First, if the time-dependent solution with initial condition \mathcal{U}_0 is periodic, can we ensure that $\mathcal{U}_0 = \text{Re } U$, where U is the corresponding frequency-domain solution? Second, can we design an efficient algorithm to solve for $P_{\mathbf{j}, \mathbf{g}, \omega} \mathcal{U}_0 = \mathcal{U}_0$? Finally, can we prove the convergence of this algorithm?

2.1. The structure of periodic solutions. Our first set of results characterizes those initial conditions \mathcal{U}_0 such that $\mathcal{U}_0 = P_{\mathbf{j},\mathbf{g},\omega}\mathcal{U}_0$. In essence, we establish that

$$\mathcal{U}_0 = \text{Re} \left([\mathbf{p}, \mathbf{q}] + U + \sum_{|\ell| \geq 2} U_\ell \right),$$

where U is the unique time-harmonic solution, \mathbf{p} and \mathbf{q} are two curl-free fields with $\mathbf{p} \times \mathbf{n} = \mathbf{q} \times \mathbf{n} = 0$ on Γ_1 , and for all $|\ell| \geq 2$, U_ℓ is any time-harmonic solution with frequency $\ell\omega$ and vanishing right-hand sides. Thus, if time-harmonic problem (1.1) is well-posed for all multiples $\ell\omega$ of ω , then we simply have $\mathcal{U}_0 = \text{Re}([\mathbf{p}, \mathbf{q}] + U)$, which holds whenever the problem features dissipation ($\text{supp } \boldsymbol{\sigma} \neq \emptyset$ and/or $|\Gamma_1| > 0$). Moreover, we show that if both \mathcal{U}_0 and \mathbf{j} are orthogonal to curl-free fields, then $\mathbf{p} = \mathbf{q} = \mathbf{o}$, so that $\mathcal{U}_0 = \text{Re } U$. In fact, if Ω is simply connected, we have $\mathbf{p} = \nabla p$ and $\mathbf{q} = \nabla q$ for two scalar functions p and q , while the condition on \mathcal{U}_0 and \mathbf{j} simply means that they are divergence-free.

Our second set of results concerns the post-processing of periodic solutions by the filtering operator

$$(2.1) \quad F_{\mathbf{j},\mathbf{g},\omega}\mathcal{U}_0 := \frac{2}{T} \int_0^T \mathcal{U}(t) e^{-i\omega t} dt,$$

where \mathcal{U} is the solution to time-dependent Maxwell's equations (1.2) with initial condition \mathcal{U}_0 and right-hand sides \mathbf{J} and \mathbf{G} . Note that $F_{\mathbf{j},\mathbf{g},\omega}$ may be easily computed “on the fly” during time-marching while computing $P_{\mathbf{j},\mathbf{g},\omega}$ without storing the time-history of $\mathcal{U}(t)$. Then, our key result states that $U = F_{\mathbf{j},\mathbf{g},\omega}\mathcal{U}_0$ for any initial condition \mathcal{U}_0 satisfying $\mathcal{U}_0 = P_{\mathbf{j},\mathbf{g},\omega}\mathcal{U}_0$, as long as time-harmonic problem (1.1) is well-posed for the frequency ω ,

In fact, we prove the slightly stronger result that for any initial condition \mathcal{U}_0 , $F_{\mathbf{j},\mathbf{g},\omega}\mathcal{U}_0$ solves time-harmonic Maxwell's equations with a modified right-hand side, where the misfit $(I - P_{\mathbf{j},\mathbf{g},\omega})\mathcal{U}_0$ is added to the physical source terms. This result enables us to control the error $U - F_{\mathbf{j},\mathbf{g},\omega}\mathcal{U}_0$ by the misfit $\mathcal{U}_0 - P_{\mathbf{j},\mathbf{g},\omega}\mathcal{U}_0$. It is also central for subsequently analyzing the convexity of the cost functional.

2.2. The CMCG algorithm. To determine an initial condition \mathcal{U}_0 that leads to a time-periodic solution, i.e. $\mathcal{U}_0 = P_{\mathbf{j},\mathbf{g},\omega}\mathcal{U}_0$, we minimize the “energy functional”

$$J(\mathcal{U}_0) := \frac{1}{2} \|\mathcal{U}(T) - \mathcal{U}_0\|_{\boldsymbol{\varepsilon},\boldsymbol{\mu}}^2 = \frac{1}{2} \|(I - P_{\mathbf{j},\mathbf{g},\omega})\mathcal{U}_0\|_{\boldsymbol{\varepsilon},\boldsymbol{\mu}}^2$$

which measures the $(\boldsymbol{\varepsilon}, \boldsymbol{\mu}$ -weighted) $L^2(\Omega)$ -misfit between the initial condition and the solution after one period. Since $P_{\mathbf{j},\mathbf{g},\omega}$ is an affine operator, it can be decomposed as $P_{\mathbf{j},\mathbf{g},\omega}\mathcal{U}_0 = P_\omega\mathcal{U}_0 + \mathcal{G}$, where $\mathcal{G} := P_{\mathbf{j},\mathbf{g},\omega}0$ and the operator $P_\omega := P_{\mathbf{0},\mathbf{o},\omega}$, which corresponds to the propagation of the initial condition \mathcal{U}_0 a time T with zero right-hand side, is now linear. Hence

$$J(\mathcal{U}_0) = \frac{1}{2} \|(I - P_\omega)\mathcal{U}_0 - \mathcal{G}\|_{\boldsymbol{\varepsilon},\boldsymbol{\mu}}^2,$$

is a standard quadratic functional.

The gradient is given by

$$J'(\mathcal{U}_0) = (I - P_\omega^*)(I - P_\omega)\mathcal{U}_0 - \mathcal{G}^*, \quad \mathcal{G}^* := (I - P_\omega^*)\mathcal{G},$$

where P_ω^* denotes the adjoint of P_ω , which actually maps the final condition \mathcal{U}_T to $\mathcal{U}(0)$ by back-propagation. In practice the action of P_ω and P_ω^* on any \mathcal{U}_0 is simply obtained by solving (1.2) numerically in the time-domain for one period. Hence, after the initialization step described in Algorithm 1, we simply compute the gradient of J by one forward and one backward solve as listed in Algorithm 2.

Once we have an efficient algorithm to compute J' , we may choose any quadratic minimization algorithm [11]. Here, we employ the conjugate gradient method, resulting in Algorithm 3. Note that in practice the evaluation of the scalar product $(\mathcal{U}_0, \mathcal{V}_0)_{\boldsymbol{\varepsilon},\boldsymbol{\mu}}$ simply amounts to computing $\mathbb{V}^T \mathbb{M} \mathbb{U}$, where \mathbb{M} is the mass matrix arising from space discretization, and \mathbb{U} (resp. \mathbb{V}) is the discrete vector of degrees of freedom representing \mathcal{U}_0 (resp. \mathcal{V}_0).

Algorithm 1 Initialization

Require: right-hand sides \mathbf{j} and \mathbf{g}

- 1: compute $\mathcal{G} = P_{\mathbf{j}, \mathbf{g}, \omega} 0$ by time-marching for one period
- 2: compute $\mathcal{G}_T = P_{\omega}^* \mathcal{G}$ by back-propagating over one period
- 3: set $\mathcal{G}^* = \mathcal{G} - \mathcal{G}_T$
- 4: **return** \mathcal{G}^*

Algorithm 2 Gradient evaluation

Require: real-valued electromagnetic field \mathcal{U}_0 , precomputed \mathcal{G}^*

- 1: compute $\mathcal{U}_T = P_{\omega} \mathcal{U}$ by time-marching for one period
- 2: set $\mathcal{W}_T = \mathcal{U}_T - \mathcal{U}_0$.
- 3: compute $\mathcal{W}_0 = P_{\omega}^* \mathcal{W}_T$ by back-propagation over one period
- 4: set $J'(\mathcal{U}_0) = \mathcal{W}_T - \mathcal{U}_0 - \mathcal{G}^*$.
- 5: **return** $J'(\mathcal{U}_0)$

Algorithm 3 CMCG Algorithm

Require: right-hand sides \mathbf{j} and \mathbf{g} , initial guess $\mathcal{U}_0^{(0)}$, tolerance δ , maximum iteration ℓ_{\max}

- 1: compute \mathcal{G}^* from \mathbf{j} and \mathbf{g} with Algorithm 1
- 2: compute $\mathcal{J}' = J'(\mathcal{U}_0^{(0)})$ with Algorithm 2
- 3: set $\mathcal{R}^{(0)} = \mathcal{J}'$, $\mathcal{D}^{(0)} = \mathcal{J}'$
- 4: **for** $\ell = 0, \dots, \ell_{\max} - 1$ **do**
- 5: **if** $\|\mathcal{R}^{(\ell)}\|_{\varepsilon, \mu} \leq \delta \|\mathcal{R}^{(0)}\|_{\varepsilon, \mu}$ **then**
- 6: **return** $\mathcal{U}_0^{(\ell)}$
- 7: **end if**
- 8: compute $\mathcal{A} = J'(\mathcal{D}^{(\ell)}) + \mathcal{G}^*$ with Algorithm 2
- 9: set $\alpha = \|\mathcal{R}^{(\ell)}\|_{\varepsilon, \mu}^2 / (\mathcal{D}^{(\ell)}, \mathcal{A})_{\varepsilon, \mu}$
- 10: set $\mathcal{U}_0^{(\ell+1)} = \mathcal{U}_0^{(\ell)} + \alpha \mathcal{D}^{(\ell)}$
- 11: set $\mathcal{R}^{(\ell+1)} = \mathcal{R}^{(\ell)} - \alpha \mathcal{A}$
- 12: set $\beta = \|\mathcal{R}^{(\ell+1)}\|_{\varepsilon, \mu}^2 / \|\mathcal{R}^{(\ell)}\|_{\varepsilon, \mu}^2$
- 13: set $\mathcal{D}^{(\ell+1)} = \mathcal{R}^{(\ell)} + \beta \mathcal{D}^{(\ell)}$
- 14: **end for**
- 15: **return** $\mathcal{U}_0^{(\ell_{\max})}$

2.3. Convexity of the functional and convergence. Finally, we address the convexity of the energy functional, which immediately relates to the convergence of the CMCG algorithm. It has been previously established that J is strongly convex for the case of sound-soft scattering by a convex obstacle, but that it is *not* necessarily so for general geometries [5]. Here, we show that J is strongly convex in an appropriate sense as long as time-harmonic problem (1.1) is well-posed, thereby ensuring the convergence of the proposed algorithm. To do so, we introduce a second filtering operator $F_{\omega} \mathcal{U}_0 := F_{\mathbf{0}, \mathbf{0}, \omega} \mathcal{U}_0$ that is defined as (2.1), but with right-hand sides $\mathbf{j} = \mathbf{g} = \mathbf{0}$. Our key result is that J is continuous, uniformly-Lipschitz and strictly convex on the space of initial conditions modulo the kernel of F_{ω} . This quotient space is only used as a technical tool in the proofs, and, in practice, if $\mathcal{U}_0^{(\ell)}$ is the initial condition at iteration ℓ in the CG algorithm, then $F_{\mathbf{j}, \mathbf{g}, \omega} \mathcal{U}_0^{(\ell)} \rightarrow U$ for any initial guess $\mathcal{U}_0^{(0)}$.

3. SETTINGS AND PRELIMINARY RESULTS

This section provides the mathematical framework needed to rigorously analyze the CMCG algorithm.

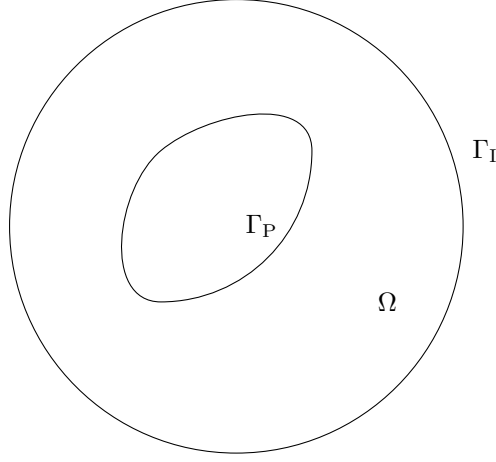


FIGURE 3.1.1. Example of boundary condition settings

3.1. Domain and coefficients. We consider time-harmonic Maxwell's equations set in a Lipschitz domain $\Omega \subset \mathbb{R}^3$. The boundary $\Gamma := \partial\Omega$ of Ω is partitioned into two relatively open disjoint subsets Γ_P and Γ_I . We assume that $\overline{\Gamma_P} \cap \overline{\Gamma_I} = \emptyset$, which is not mandatory, but simplifies the analysis. Figure 3.1.1 presents a possible configuration.

To avoid the proliferation of necessary notation to handle both two and three-dimensional problems at the same time, we restrict our theoretical investigations to three-dimensional domains. However, our analysis also applies to two-dimensional problems in any polarization with natural modifications. For the sake of simplicity, we also avoid dealing with boundary sources in our theoretical analysis, and focus on volumic sources. Still, our numerical experiments show, that our CMCG method applies equally well with both types of sources.

We consider three measurable symmetric tensor-valued functions $\varepsilon, \mu, \sigma : \Omega \rightarrow \mathbb{S}(\mathbb{R}^3)$ which respectively represent the electric permittivity, the magnetic permeability, and the conductivity of the material contained in Ω . These tensors are assumed to be uniformly bounded. We require that ε and μ are uniformly elliptic in Ω . For the conductivity, we assume that $\sigma = \mathbf{0}$ outside some set $\Omega_\sigma \subset \Omega$ with Lipschitz boundary $\Gamma_\sigma := \partial\Omega_\sigma$ with σ uniformly elliptic in Ω_σ .

On Γ_I , we consider a symmetric tensor-valued “impedance” function $\mathbf{Z} : \Gamma_I \rightarrow \mathbb{S}(\mathbb{R}^3)$ which is assumed to be measurable with respect to the surface measure, uniformly bounded and elliptic. We also assume that \mathbf{Z} is tangential, i.e., for all $\xi \in \mathbb{R}^3$ and a.e. $\mathbf{x} \in \Gamma_I$, $\xi \cdot \mathbf{n}(\mathbf{x}) = 0$ implies that $\mathbf{Z}(\mathbf{x}) \cdot \xi = 0$. Finally, $\mathbf{Y} := \mathbf{Z}^{-1}$ denotes the inverse of \mathbf{Z} .

3.2. Functional spaces. If $\mathbb{K} = \mathbb{R}$ or \mathbb{C} , $L^2(\Omega, \mathbb{K})$ denotes the space of measurable square integrable functions mapping Ω to \mathbb{K} [1]. Similarly, $L^2(\Gamma_I, \mathbb{K})$ is the space of functions from Γ_I to \mathbb{K} that are square integrable with respect to the surface measure of Γ_I . For vector-valued function, we write $\mathbf{L}^2(\Omega, \mathbb{K}) := (L^2(\Omega, \mathbb{K}))^3$ and $\mathbf{L}^2(\Gamma_I, \mathbb{K}) := (L^2(\Gamma_I, \mathbb{K}))^3$. We denote by $(\cdot, \cdot)_\Omega$ and $(\cdot, \cdot)_{\Gamma_I}$ the inner-products of these spaces. If ϕ is a measurable essentially bounded tensor, we employ the notations $\|\cdot\|_{\phi, \Omega}^2 = (\phi \cdot, \cdot)_\Omega$ and $\|\cdot\|_{\phi, \Gamma_I}^2 = (\phi \cdot, \cdot)_{\Gamma_I}$. As usual, $H^1(\Omega)$ stands for the first-order Sobolev space [1]. If $\gamma \subset \partial\Omega$ is a relatively open subset, $H_\gamma^1(\Omega, \mathbb{K})$ is the subset of functions of $H^1(\Omega, \mathbb{K})$ with vanishing trace on γ .

For the analysis, we also need Sobolev spaces of vector-valued functions with “well-defined” curl, denoted by $\mathcal{H}(\text{curl}, \Omega, \mathbb{K}) := \{\mathbf{v} \in \mathbf{L}^2(\Omega, \mathbb{K}) \mid \nabla \times \mathbf{v} \in \mathbf{L}^2(\Omega, \mathbb{K})\}$, see [18]. Following [14], we can define the tangential trace of a function $\mathbf{v} \in \mathcal{H}(\text{curl}, \Omega, \mathbb{K})$ on Γ_P and Γ_I , and introduce $\mathcal{X}(\Omega, \mathbb{K}) := \{\mathbf{v} \in \mathcal{H}(\text{curl}, \Omega, \mathbb{K}) \mid \mathbf{v}_\tau|_{\Gamma_I} \in \mathbf{L}^2(\Gamma_I, \mathbb{K})\}$ and $\mathcal{X}_{\Gamma_P}(\Omega, \mathbb{K}) := \{\mathbf{v} \in \mathcal{X}(\Omega, \mathbb{K}) \mid \mathbf{v}_\tau|_{\Gamma_P} = \mathbf{0}\}$.

To simplify the discussion below, we finally introduce the product spaces $L(\Omega) := \mathbf{L}^2(\Omega, \mathbb{C}) \times \mathbf{L}^2(\Omega, \mathbb{C})$, $\mathcal{L}(\Omega) := \mathbf{L}^2(\Omega, \mathbb{R}) \times \mathbf{L}^2(\Omega, \mathbb{R})$, $V(\Omega) := \mathcal{X}_{\Gamma_P}(\Omega, \mathbb{C}) \times \mathcal{X}(\Omega, \mathbb{C})$ and $\mathcal{V}(\Omega) := \mathcal{X}_{\Gamma_P}(\Omega, \mathbb{R}) \times \mathcal{X}(\Omega, \mathbb{R})$. In the remaining of this work, we follow the convention introduced above: if $Y(\Omega)$ is a space of complex-valued electromagnetic fields, $\mathcal{Y}(\Omega)$ always denotes its real-valued counterpart.

The spaces L and \mathcal{L} are equipped with the inner product

$$(3.1) \quad ([\mathbf{v}, \mathbf{w}], [\mathbf{v}', \mathbf{w}'])_{\varepsilon, \mu} := (\varepsilon \mathbf{v}, \mathbf{v}')_{\Omega} + (\mu \mathbf{w}, \mathbf{w}')_{\Omega}$$

for all $[\mathbf{v}, \mathbf{w}], [\mathbf{v}', \mathbf{w}'] \in L(\Omega)$ and the associated norm $\|\cdot\|_{\varepsilon, \mu}^2 = (\cdot, \cdot)_{\varepsilon, \mu}$, while we introduce the energy norm

$$(3.2) \quad \begin{aligned} \|\mathbf{v}, \mathbf{w}\|^2 &:= \omega^2 \|\mathbf{v}\|_{\varepsilon, \Omega}^2 + \|\mathbf{v}_{\tau}\|_{\mathbf{Y}, \Gamma_I}^2 + \|\nabla \times \mathbf{v}\|_{\mu^{-1}, \Omega}^2 + \|\sigma \mathbf{v}\|_{\varepsilon^{-1}, \Omega}^2 \\ &\quad + \omega^2 \|\mathbf{w}\|_{\mu, \Omega}^2 + \|\mathbf{w}_{\tau}\|_{\mathbf{Z}, \Gamma_I}^2 + \|\nabla \times \mathbf{h}\|_{\varepsilon^{-1}, \Omega}^2 \end{aligned}$$

for all $[\mathbf{v}, \mathbf{w}] \in V(\Omega)$. We also introduce the subspace

$$\mathcal{V}_I(\Omega) := \{[\mathbf{e}, \mathbf{h}] \in \mathcal{V}(\Omega) \mid \mathbf{e} \times \mathbf{n} + \mathbf{Z} \mathbf{h}_{\tau} = \mathbf{0} \text{ on } \Gamma_I\},$$

of fields satisfying impedance condition (1.1b) on Γ_I .

Finally, if $\mathcal{V}(\Omega)$ is any of the aforementioned real-valued spaces, then $C^0(0, T; \mathcal{V}(\Omega))$ and $C^1(0, T; \mathcal{V}(\Omega))$ contain functions from $[0, T]$ to $\mathcal{V}(\Omega)$.

3.3. Variational formulation. We introduce the sesquilinear form

$$(3.3) \quad a([\mathbf{e}, \mathbf{h}], [\mathbf{v}, \mathbf{w}]) := (\sigma \mathbf{e}, \mathbf{v}) + (\mathbf{Y} \mathbf{e}_{\tau}, \mathbf{v}_{\tau})_{\Gamma_I} + (\mathbf{Z} \mathbf{h}_{\tau}, \mathbf{w}_{\tau})_{\Gamma_I} + (\mathbf{h}, \nabla \times \mathbf{v}) - (\mathbf{e}, \nabla \times \mathbf{w})$$

for all $[\mathbf{e}, \mathbf{h}], [\mathbf{v}, \mathbf{w}] \in V(\Omega)$. Then, the weak formulation of (1.1) is: Find $[\mathbf{e}, \mathbf{h}] \in V(\Omega)$ such that

$$i\omega([\mathbf{e}, \mathbf{h}], [\mathbf{v}, \mathbf{w}]) + a([\mathbf{e}, \mathbf{h}], [\mathbf{v}, \mathbf{w}]) = (\mathbf{j}, \mathbf{v}) + (\mathbf{Y} \mathbf{g} \times \mathbf{n}, \mathbf{v}_{\tau})_{\Gamma_I} + (\mathbf{Z} \mathbf{g}, \mathbf{w}_{\tau})_{\Gamma_I}$$

for all $[\mathbf{v}, \mathbf{w}] \in V(\Omega)$. By using integration by parts, we easily verify that

$$(3.4) \quad a([\mathbf{v}, \mathbf{w}], [\mathbf{e}, \mathbf{h}]) = \overline{a([\mathbf{e}, -\mathbf{h}], [\mathbf{v}, -\mathbf{w}])}$$

for all $[\mathbf{v}, \mathbf{w}], [\mathbf{e}, \mathbf{h}] \in V_I(\Omega)$.

3.4. Well-posedness. Throughout this work, we assume that the time-harmonic problem under consideration is well-posed for the chosen angular frequency ω .

Assumption 3.1 (Well-posedness). *For all $\phi \in L(\Omega)$, there exists a unique $S_{\omega} \phi \in V(\Omega)$ such that*

$$(3.5) \quad i\omega(S_{\omega} \phi, w)_{\varepsilon, \mu} + a(S_{\omega} \phi, w) = (\phi, w)_{\varepsilon, \mu} \quad \forall w \in V(\Omega).$$

In addition, the stability estimate

$$(3.6) \quad \|S_{\omega} \phi\| \leq C_{\text{stab}} \|\phi\|_{\varepsilon, \mu}$$

holds true.

In (3.6), C_{stab} is a dimensionless constant that depends on the frequency ω , the shape of the boundaries Γ_P and Γ_I , and the physical coefficients ε , μ and σ . Unless the entire domain contains a conductive materials (i.e. $\Omega_{\sigma} = \Omega$), the stability constant will increase with the frequency. In the most favorable case of a non-trapping configuration [26, 31], we have

$$C_{\text{stab}} \simeq \frac{\omega d_{\Omega}}{c},$$

where $c := 1/\sqrt{\varepsilon_{\max} \mu_{\max}}$ is the (minimal) wavespeed and d_{Ω} is the diameter of the computational domain. If $\lambda := c/\omega$ denotes the wavelength, C_{stab} is actually proportional to the number of wavelengths $N_{\lambda} := d_{\Omega}/\lambda$ across Ω . The stability constant can however exhibit “arbitrarily bad” behaviour in more complicated geometries (close to a resonance frequency when $\Omega_{\sigma} := \emptyset$ and $\Gamma_I := \emptyset$ for instance). We also mention that when considering two-dimensional geometries, the two possible polarizations are equivalent to scalar Helmholtz problems, for which a vast body of literature is now available (see, e.g., [19] and the references therein).

For future references, we note that the “converse” estimate to (3.6), namely

$$(3.7) \quad \|\phi\|_{\varepsilon, \mu} \leq \|S_{\omega} \phi\|,$$

holds true, as can be seen from the strong form of time-harmonic Maxwell's equations (1.1) and definition (3.2) of the energy norm.

We finally observe that in view of (3.4), the operator S_ω^* defined for all $\phi \in L(\Omega)$ by the variational equation

$$i\omega(w, S_\omega^* \phi)_{\varepsilon, \mu} + a(w, S_\omega^* \phi) = (w, \phi)_{\varepsilon, \mu} \quad \forall w \in L(\Omega),$$

has a very similar structure to S_Ω . In particular, (3.6) and (3.7) hold true for S_ω^* too.

3.5. Time-harmonic solution. Henceforth, we consider a fixed right-hand side $\psi \in L(\Omega)$, and denote by $U \in V(\Omega)$ the associated solution satisfying

$$(3.8) \quad i\omega(U, w) + a(U, w) = (\psi, w)_{\varepsilon, \mu} \quad \forall w \in V(\Omega),$$

whose existence and uniqueness follows from Assumption 3.1.

3.6. Time-dependent solutions. Although existence and uniqueness results for the time-dependent Maxwell's equations (1.2) are fairly standard, we provide some detail here, since the final controllability method seeks an initial condition lying only in the space $\mathcal{L}(\Omega)$, so that solutions to (1.2) can only be defined in a very weak sense.

Following Sections 4.3.1 and 5.2.4 of [4], we introduce the unbounded operator

$$A : \mathcal{V}_1(\Omega) \ni [\mathbf{e}, \mathbf{h}] \rightarrow [\varepsilon^{-1} \sigma \mathbf{e} + \varepsilon^{-1} \nabla \times \mathbf{h}, -\mu^{-1} \nabla \times \mathbf{e}] \in \mathcal{L}(\Omega).$$

Then Hille-Yosida's theorem [4, Theorem 4.3.2] shows that for all $\mathcal{U}_0 \in \mathcal{V}_1(\Omega)$ and $\mathcal{F} \in C^1(0, T, \mathcal{L}(\Omega))$, there exists a unique $\mathcal{U} \in C^1(0, T, \mathcal{L}(\Omega)) \cap C^0(0, T, \mathcal{V}_1(\Omega))$ such that

$$(3.9) \quad \begin{cases} \dot{\mathcal{U}}(t) + A\mathcal{U}(t) &= \mathcal{F}(t) \quad t \in [0, T], \\ \mathcal{U}(0) &= \mathcal{U}_0, \end{cases}$$

and the estimate

$$(3.10) \quad \|\mathcal{U}(T)\|_{\varepsilon, \mu} \leq \|\mathcal{U}_0\|_{\varepsilon, \mu} + \int_0^T \|\mathcal{F}(t)\|_{\varepsilon, \mu} dt$$

holds true. Owing to the regularity of \mathcal{U} , simple manipulations then show that we can rewrite the first line of (3.9) as

$$(3.11) \quad (\dot{\mathcal{U}}(t), v)_{\varepsilon, \mu} + a(\mathcal{U}(t), v) = (\mathcal{F}(t), v)_{\varepsilon, \mu} \quad \forall t \in [0, T]$$

for all $v \in \mathcal{V}(\Omega)$.

So far, we have defined solutions to (1.2) in a variational sense for sufficiently smooth initial data $\mathcal{U}_0 \in \mathcal{V}_1$, where the link between (3.5) and (3.11) is clear. This is not entirely sufficient since as previously explained, the functional framework for the controllability method is set in $\mathcal{L}(\Omega)$. By density of $\mathcal{V}_1(\Omega)$ in $\mathcal{L}(\Omega)$ however, estimate (3.10) enables us to define, for any fixed \mathcal{F} , the operator $\mathcal{U}_0 \rightarrow \mathcal{U}(T)$ for all $\mathcal{U}_0 \in \mathcal{L}(\Omega)$ by continuity, thereby defining a continuous affine operator mapping $\mathcal{L}(\Omega)$ into itself. This observation is linked to the fact that when $\mathcal{F} := 0$, the operator A is the infinitesimal generator of a C_0 semigroup on $\mathcal{L}(\Omega)$, see [35].

Although $\mathcal{U}(T)$ can be defined for rough initial data $\mathcal{U}_0 \in \mathcal{L}(\Omega)$, the corresponding solution \mathcal{U} only solves (3.9) in a very weak sense as we only have $\mathcal{U} \in C^0(0, T; \mathcal{L}(\Omega))$. In particular, (3.11) does not hold. In the proofs below, we circumvent this difficulty by establishing our results first for initial data in $\mathcal{V}_1(\Omega)$, and then extend them to the general case by continuity owing to the dense inclusion $\mathcal{V}_1(\Omega) \subset \mathcal{L}(\Omega)$.

Finally, we note that in view of (3.4), for all $\mathcal{U}_0 \in \mathcal{V}_1(\Omega)$, there exists a unique $\mathcal{U}^* \in C^1(0, T; \mathcal{L}(\Omega)) \cap C^0(0, T, \mathcal{V}_1(\Omega))$ such that

$$(3.12) \quad (v, \dot{\mathcal{U}}^*(t))_{\varepsilon, \mu} + a(v, \mathcal{U}^*(t)) = 0 \quad \forall t \in [0, t]$$

and $\mathcal{U}^*(0) = \mathcal{U}_0$. Here, we can also extend the notion of (weak) solutions to (3.12) to any $\mathcal{U}_0 \in \mathcal{L}(\Omega)$, as for (3.11).

4. PROPERTIES OF TIME-PERIODIC SOLUTIONS

Here, we introduce the key operators at involved in the controllability method. We also discuss in detail the link between periodic solutions to time-dependent Maxwell's equations (1.2) and the time-harmonic solution to (1.1).

4.1. Key operators. First, we introduce the filtering and propagator operators, which are the building blocks of the energy functional and the associated CMCG method.

4.1.1. Filtering. Let $T := \omega/(2\pi)$ denote the period associated with the frequency ω . The filtering operator F_ω is defined by

$$(4.1) \quad F_\omega \mathcal{U} := \frac{2}{T} \int_0^T \mathcal{U}(t) e^{-i\omega t} dt$$

for all $\mathcal{U} \in C^0(0, T; \mathcal{L}(\Omega))$. Clearly, F_ω continuously maps $C^0(0, T; \mathcal{L}(\Omega))$ into $L(\Omega)$. and $C^0(0, T; \mathcal{V}(\Omega))$ into $V(\Omega)$. In addition, when $\mathcal{U} \in C^1(0, T; \mathcal{L}(\Omega))$, integration by parts easily shows that

$$(4.2) \quad F_\omega \dot{\mathcal{U}} = i\omega F_\omega \mathcal{U} + \frac{\omega}{\pi} [\![\mathcal{U}]\!]_T,$$

where, for $\mathcal{W} \in C^0(0, T, \mathcal{L}(\Omega))$, we have introduced the notation $[\![\mathcal{W}]\!]_T := \mathcal{W}(T) - \mathcal{W}(0)$.

4.1.2. Propagators. Following the discussion in Section 3.6, if $\mathcal{U}_0 \in \mathcal{V}_1(\Omega)$ and $\phi \in L(\Omega)$, there exists a unique element $\mathcal{U} \in C^1(0, T; \mathcal{L}(\Omega)) \cap C^0(0, T; \mathcal{V}_1(\Omega))$ such that

$$(4.3) \quad \begin{cases} (\dot{\mathcal{U}}(t), v)_{\varepsilon, \mu} + a(\mathcal{U}(t), v) &= (\operatorname{Re}(\phi e^{i\omega t}), v)_{\varepsilon, \mu} \quad \forall v \in \mathcal{V}, \quad t \in (0, T) \\ \mathcal{U}(0) &= \mathcal{U}_0, \end{cases}$$

and we define forward propagator $P_{\phi, \omega} \mathcal{U}_0 := \mathcal{U}(T)$. When $\phi := 0$, we simply write $P_\omega := P_{0, \omega}$.

Similarly, we define a backward propagator. For $\mathcal{W}_T \in \mathcal{V}_1(\Omega)$, there exists a unique element $\mathcal{W} \in C^1(0, T, \mathcal{L}(\Omega)) \cap C^0(0, T, \mathcal{V}_1(\Omega))$ such that

$$(4.4) \quad \begin{cases} -(v, \dot{\mathcal{W}}(t))_{\varepsilon, \mu} + a(v, \mathcal{W}(t)) &= 0 \quad \forall v \in \mathcal{V}, \quad t \in (0, T) \\ \mathcal{W}(T) &= \mathcal{W}_T, \end{cases}$$

and we set $P_\omega^* \mathcal{W}_T := \mathcal{W}(0)$. Notice that \mathcal{W} is indeed well-defined, since the change of variable $\tilde{t} := T - t$ transforms (4.4) into (3.12). Together with (3.4), this remark shows that the same time-stepping algorithm may be used to compute $P_{\phi, \omega}$ and P_ω^* simply by changing the sign of the magnetic field.

Again, while the above definitions of $P_{\phi, \omega}$ and P_ω^* require $\mathcal{V}_1(\Omega)$ -regularity of the initial data, semigroup theory allows us to extend the definitions of $P_{\phi, \omega}$ and P_ω^* as operators continuously mapping $\mathcal{L}(\Omega)$ into itself [35].

Next, we remark that P_ω is linear, whereas $P_{\phi, \omega}$ is affine, since

$$(4.5) \quad P_{\phi, \omega} \mathcal{U}_0 = P_\omega \mathcal{U}_0 + P_{\phi, \omega} 0 \quad \forall \mathcal{U}_0 \in \mathcal{L}(\Omega).$$

Lemma 4.1. *The operator P_ω^* is the adjoint of P_ω for the $\mathcal{L}(\Omega)$ inner-product, i.e.*

$$(4.6) \quad (P_\omega \mathcal{U}_0, \mathcal{W}_T)_{\varepsilon, \mu} = (\mathcal{U}_0, P_\omega^* \mathcal{W}_T)_{\varepsilon, \mu}$$

for all $\mathcal{U}_0, \mathcal{W}_T \in \mathcal{L}(\Omega)$.

Proof. We only need to show (4.6) in $\mathcal{V}_1(\Omega)$; the general case follows by density. Hence, we consider $\mathcal{U}_0, \mathcal{W}_T \in \mathcal{V}_1(\Omega)$ and denote by $\mathcal{U}, \mathcal{W} \in C^1(0, T, \mathcal{L}(\Omega)) \cap C^0(0, T, \mathcal{V}_1(\Omega))$ the associated solutions to (4.3) and (4.4). Owing to the time-regularity of \mathcal{U} and \mathcal{W} , integration by parts shows that

$$\int_0^T (\dot{\mathcal{U}}(t), \mathcal{W}(t))_{\varepsilon, \mu} dt = [(\mathcal{U}(t), \mathcal{W}(t))_{\varepsilon, \mu}]_0^T - \int_0^T (\mathcal{U}(t), \dot{\mathcal{W}}(t))_{\varepsilon, \mu} dt,$$

which we rewrite as

$$(4.7) \quad \int_0^T (\dot{\mathcal{U}}(t), \mathcal{W}(t))_{\varepsilon, \mu} dt + \int_0^T (\mathcal{U}(t), \dot{\mathcal{W}}(t))_{\varepsilon, \mu} dt = (P_\omega \mathcal{U}_0, \mathcal{W}_T)_{\varepsilon, \mu} - (\mathcal{U}_0, P_\omega^* \mathcal{W}_T)_{\varepsilon, \mu}.$$

The left-hand side of (4.7) vanishes, since

$$\begin{aligned} & \int_0^T (\dot{\mathcal{U}}(t), \mathcal{W}(t))_{\varepsilon, \mu} dt + \int_0^T (\mathcal{U}(t), \dot{\mathcal{W}}(t))_{\varepsilon, \mu} dt \\ &= \int_0^T (\dot{\mathcal{U}}(t), \mathcal{W}(t))_{\varepsilon, \mu} + a(\mathcal{U}(t), \mathcal{W}(t)) dt + \int_0^T (\mathcal{U}(t), \dot{\mathcal{W}}(t))_{\varepsilon, \mu} - a(\mathcal{U}(t), \mathcal{W}(t)) dt \end{aligned}$$

which is zero due to (4.3) and (4.4). \square

4.1.3. Filtering of initial conditions. If $\mathcal{U}_0 \in \mathcal{L}(\Omega)$ and $\phi \in L(\Omega)$, we introduce the notation $F_{\phi,\omega}\mathcal{U}_0 := F_\omega\mathcal{U}$, where $\mathcal{U} \in C^0(0, T, \mathcal{L}(\Omega))$ solves (4.3) in a weak sense, see 3.6. For $\phi := 0$, we simply write $F_\omega\mathcal{U}_0 := F_{0,\omega}\mathcal{U}_0$.

4.1.4. Energy functional. Let $J : \mathcal{L}(\Omega) \rightarrow \mathbb{R}$ denote the “energy functional”

$$(4.8) \quad J(\mathcal{U}_0) := \frac{1}{2} \|P_{\psi,\omega}\mathcal{U}_0 - \mathcal{U}_0\|_{\varepsilon,\mu}^2 \quad \forall \mathcal{U}_0 \in \mathcal{L}(\Omega).$$

Using (4.5), we can rewrite (4.8) as

$$(4.9) \quad J(\mathcal{U}_0) = \frac{1}{2} \|(I - P_\omega)\mathcal{U}_0 - \mathcal{G}\|_{\varepsilon,\mu}^2 \quad \forall \mathcal{U}_0 \in \mathcal{L}(\Omega),$$

where $\mathcal{G} := P_{\psi,\omega}0$. Note that J is continuous over $\mathcal{L}(\Omega)$ thanks to the discussions in Sections 3.6 and 4.1.2.

4.2. Structure of the minimizers. For U , the (unique) time-harmonic solution to (3.8), $\mathcal{U}_0 := \text{Re } U$ is a minimizer of J since $J(\mathcal{U}_0) = 0$. However, depending on the boundary conditions, and properties of the right-hand sides, \mathcal{U}_0 may not be the only minimizer of J . In this section, we analyze the properties satisfied by the minimizers of J and exhibit the structure of the minimization set. We also identify situations in which the minimizer of J is unique.

The starting point of our analysis is the following model decomposition result.

Lemma 4.2 (Modal decomposition). *Let $\mathcal{U}_0 \in \mathcal{V}_1(\Omega)$ satisfy $J(\mathcal{U}_0) = 0$. Then, we have*

$$(4.10) \quad \mathcal{U}_0 = \text{Re} \left(U_0 + U + \sum_{\ell \geq 2} U_\ell \right),$$

where $U_0 \in \ker a$, U is the unique solution to (3.8), and for $\ell \geq 2$, U_ℓ is an element of $V(\Omega)$ satisfying

$$(4.11) \quad i\ell\omega(U_\ell, v) + a(U_\ell, v) = 0 \quad \forall v \in V(\Omega).$$

Proof. Since the proof closely follows along the lines of [38, Theorem 6], we omit details for the sake of brevity. Consider $\mathcal{U}_0 \in \mathcal{V}_1(\Omega)$ such that $J(\mathcal{U}_0) = 0$, and let $\mathcal{U} \in C^1(0, T, \mathcal{L}(\Omega)) \cap C^0(0, T, \mathcal{V}_1(\Omega))$ be the solution to (4.3) with initial condition \mathcal{U}_0 and right-hand side ψ . By assumption, $J(\mathcal{U}_0) = 0$ since \mathcal{U} is T -periodic. Hence, we can expand \mathcal{U} in Fourier series as

$$(4.12) \quad \mathcal{U}(t) = \text{Re} \left(\sum_{\ell \geq 0} U_\ell e^{i\ell\omega t} \right) \quad \forall t \in (0, T)$$

where

$$(4.13) \quad U_0 := \frac{1}{T} \int_0^T \mathcal{U}(t) dt \in V(\Omega), \quad U_\ell := \frac{2}{T} \int_0^T \mathcal{U}(t) e^{-i\ell\omega t} dt, \quad \ell \geq 1,$$

Then, we obtain (4.10) by setting $t = 0$ in (4.12). After multiplying (4.3) by $e^{-i\ell\omega t}$ and integrating over $(0, T)$, we see that $U_0 \in \ker a$, $U_1 = U$, and that U_ℓ satisfies (4.11) for $\ell \geq 2$. \square

Equipped with Lemma 4.2, we need a further understanding of the kernel

$$\ker a := \{u \in V(\Omega) \mid a(u, v) = 0 \quad \forall v \in V(\Omega)\}$$

and the space

$$K(\Omega) := \left\{ [e, h] \in V(\Omega) \mid \begin{array}{l} e \times n = h \times n = 0 \text{ on } \Gamma_I \\ \nabla \times e = \nabla \times h = 0 \text{ in } \Omega \end{array} \right\}$$

will play an important role. To characterize its structure, we introduce the set of gradients $G(\Omega) := \nabla H_\Gamma^1(\Omega, \mathbb{C}) \times \nabla H_{\Gamma_I}^1(\Omega, \mathbb{C})$ and its orthogonal complement (with respect to the $(\cdot, \cdot)_{\varepsilon,\mu}$ inner-product) $Z(\Omega) := G^\perp(\Omega)$, which consists of divergence-free functions. Then, we have $K(\Omega) = G(\Omega) \oplus H(\Omega)$, where $H(\Omega) := K(\Omega) \cap Z(\Omega)$ is a “cohomology” space associated with Ω . The structure of $H(\Omega)$ is well-characterized [14]. In particular, it is finite-dimensional, and even trivial

when Ω is simply-connected. Similar properties hold for the real-valued counterparts of these spaces.

Lemma 4.3 (Characterization of $\ker a$). *We have*

$$\ker a = \{[\mathbf{e}, \mathbf{h}] \in K(\Omega) \mid \mathbf{e} = \mathbf{0} \text{ on } \Omega_\sigma\}.$$

Proof. Let $W := [\mathbf{e}, \mathbf{h}] \in V(\Omega)$. For all smooth, compactly supported, vector valued-function $\phi \in \mathcal{D}(\Omega)$, we have

$$a([\mathbf{e}, \mathbf{h}], [\phi, 0]) = (\sigma \mathbf{e}, \phi) + (\mathbf{h}, \nabla \times \phi) = 0, \quad a([\mathbf{e}, \mathbf{h}], [0, \phi]) = -(\mathbf{e}, \nabla \times \phi) = 0,$$

which implies that $\nabla \times \mathbf{h} = -\sigma \mathbf{e}$ and $\nabla \times \mathbf{e} = \mathbf{0}$. As a consequence, we have

$$\begin{aligned} 0 &= \operatorname{Re} a([\mathbf{e}, \mathbf{h}], [\mathbf{e}, \mathbf{h}]) \\ &= (\sigma \mathbf{e}, \mathbf{e}) + (\mathbf{Y} \mathbf{e}_\tau, \mathbf{e}_\tau)_{\Gamma_1} + (\mathbf{Z} \mathbf{h}_\tau, \mathbf{h}_\tau)_{\Gamma_1} + (\mathbf{h}, \nabla \times \mathbf{e}) - (\mathbf{e}, \nabla \times \mathbf{h}) \\ &= 2(\sigma \mathbf{e}, \mathbf{e}) + (\mathbf{Y} \mathbf{e}_\tau, \mathbf{e}_\tau)_{\Gamma_1} + (\mathbf{Z} \mathbf{h}_\tau, \mathbf{h}_\tau)_{\Gamma_1}, \end{aligned}$$

from which we conclude that $\mathbf{e} \times \mathbf{n} = \mathbf{h} \times \mathbf{n} = \mathbf{0}$ on Γ_1 and $\mathbf{e} = \mathbf{0}$ in Ω_σ . This last equality also implies that $\nabla \times \mathbf{h} = \mathbf{0}$. \square

The first key result of this section applies to the case where the time-harmonic problem is well-posed for all multiplies $\ell\omega$ of the original frequency ω . It is an immediate consequence of Lemmas 4.2 and 4.3 and of the decomposition of $K(\Omega)$ discussed above, so that its proof is omitted.

Theorem 4.4 (Decomposition for well-posed problems). *Assume that time-harmonic equations (3.5) are well-posed for all frequencies $\ell\omega$, $\ell \in \mathbb{N}^*$. Then, we have*

$$\mathcal{U}_0 = \operatorname{Re} ([\nabla p, \nabla q] + \theta + U)$$

where $p \in H_\Gamma^1(\Omega, \mathbb{C})$ and $q \in H_{\Gamma_1}^1(\Omega, \mathbb{C})$ and $\theta \in H(\Omega)$.

Next, we show that if the right-hand side of the problem satisfies suitable conditions, the “stationary part” U_0 of the minimizer must vanish.

Theorem 4.5 (Decomposition of divergence-free minimizers). *Assume that $\psi \in K^\perp(\Omega)$ and that $\mathcal{U}_0 \in \mathcal{V}(\Omega) \cap \mathcal{K}^\perp(\Omega)$. Then, we have*

$$\mathcal{U}_0 = \operatorname{Re} \left(U + \sum_{\ell \geq 2} U_\ell \right).$$

Proof. Let \mathcal{U} be the time domain solution with initial condition \mathcal{U}_0 , and introduce $[\mathbf{E}_0, \mathbf{H}_0] := \mathcal{U}_0$ and $[\mathbf{E}, \mathbf{H}] := \mathcal{U}$. For any test functions $[\mathbf{v}, \mathbf{0}], [\mathbf{0}, \mathbf{w}] \in \mathcal{K}(\Omega)$, we have

$$(\varepsilon \dot{\mathbf{E}}, \mathbf{v})_{\tilde{\Omega}_\sigma} = (\mu \dot{\mathbf{H}}, \mathbf{w})_\Omega = 0,$$

which implies that $[\mathbf{E}(t), \mathbf{H}(t)] \in \mathcal{K}^\perp(\Omega)$. Therefore, $U_0 \in K^\perp(\Omega)$. It follows that $U_0 \in K(\Omega) \cap K^\perp(\Omega)$ and hence, vanishes. \square

We finally observe that if the assumptions of Theorems 4.4 and 4.5 are both satisfied, we indeed have $\mathcal{U}_0 = \operatorname{Re} U$. Since $\mathcal{K}^\perp(\Omega) = \mathcal{Z}(\Omega) \cap \mathcal{H}^\perp(\Omega)$, we see that the assumptions on \mathcal{U}_0 and ψ in the statement of (4.5) mean that these fields are divergence-free and orthogonal to the (finite-dimensional) space $\mathcal{H}(\Omega)$. Note that this last requirement is null for simply connected domains, since $\mathcal{H}(\Omega) = \{0\}$ in this case. Similarly to [22, Theorem 1] in the acoustic case, it is always possible to explicitly compute the time independent components $[\nabla p, \nabla q]$ and θ by solving Poisson problems.

4.3. Filtering of periodic solutions. In the previous section, we exhibited the structure of the minimizing set of J using Fourier theory. As the filtering operator essentially selects one specific Fourier mode, modal decomposition (4.10) can be used to show how filtering acts on minimizers of J . In fact, this technique was used in [22] to show that for any minimizer \mathcal{U}_0 of J , we recover the time-harmonic solution U after filtering.

Here, we develop an alternate proof technique, that actually does not rely on the development of the previous section. This idea appears to be new, and enables to quantify how well initial conditions \mathcal{U}_0 leading to “approximately periodic” time-dependent solution approximate the time-harmonic solution U after filtering. The proof improves similar concepts used in [38, Theorem 10] for the acoustic Helmholtz equation formulated using a second-order in time framework.

Theorem 4.6 (Alternate characterization of filtered solutions). *Let $\phi \in L(\Omega)$. Then, for all $\mathcal{U}_0 \in \mathcal{L}(\Omega)$, we can characterize $F_\omega \mathcal{U}_0$ as the unique element of $V(\Omega)$ such that*

$$(4.14) \quad i\omega(F_{\phi,\omega} \mathcal{U}_0, v)_{\varepsilon,\mu} + a(F_{\phi,\omega} \mathcal{U}_0, v) = (\phi, v)_{\varepsilon,\mu} + \frac{\omega}{\pi}(\mathcal{U}_0 - P_\omega \mathcal{U}_0, v)_{\varepsilon,\mu}$$

for all $v \in V(\Omega)$. As a direct consequence, we have

$$(4.15) \quad \|U - F_{\psi,\omega} \mathcal{U}_0\| \leq \frac{\omega}{\pi} C_{\text{stab}} \|(I - P_{\psi,\omega}) \mathcal{U}_0\|_{\varepsilon,\mu}.$$

for all $\mathcal{U}_0 \in \mathcal{V}(\Omega)$.

Proof. We first discuss the case where $\mathcal{U}_0 \in \mathcal{V}_1(\Omega)$. Thus, let \mathcal{U} be as in (4.3) with initial condition \mathcal{U}_0 and right-hand side $\phi \in L(\Omega)$. For all $v \in \mathcal{V}(\Omega)$, we have

$$(4.16) \quad \frac{2}{T} \int_0^T \left\{ (\dot{\mathcal{U}}, v)_{\varepsilon,\mu} + a(\mathcal{U}, v) \right\} e^{-i\omega t} dt = \frac{2}{T} \int_0^T (\text{Re}(\phi e^{i\omega t}), v)_{\varepsilon,\mu} e^{-i\omega t} dt.$$

Since ε, σ, μ and v are time-independent, we can write

$$\frac{2}{T} \int_0^T \left\{ (\dot{\mathcal{U}}, v)_{\varepsilon,\mu} + a(\mathcal{U}, v) \right\} e^{-i\omega t} dt = (F_\omega \dot{\mathcal{U}}, v)_{\varepsilon,\mu} + a(F_\omega \mathcal{U}, v),$$

and (4.2) shows that

$$\frac{2}{T} \int_0^T \left\{ (\dot{\mathcal{U}}, v)_{\varepsilon,\mu} + a(\mathcal{U}, v) \right\} e^{-i\omega t} dt = i\omega(F_\omega \mathcal{U}, v)_{\varepsilon,\mu} + a(F_\omega \mathcal{U}, v) + \frac{\omega}{\pi}(\llbracket \mathcal{U} \rrbracket_T, v)_{\varepsilon,\mu}.$$

Similarly, since ϕ is time-independent, we have

$$\frac{2}{T} \int_0^T (\text{Re}(\phi e^{i\omega t}), v)_{\varepsilon,\mu} e^{-i\omega t} dt = (\phi, v)_{\varepsilon,\mu},$$

and as a result

$$i\omega(F_\omega \mathcal{U}, v)_{\varepsilon,\mu} + a(F_\omega \mathcal{U}, v) = (\phi, v)_{\varepsilon,\mu} - \frac{\omega}{\pi}(\llbracket \mathcal{U} \rrbracket_T, v)_{\varepsilon,\mu},$$

so that (4.14) follows whenever $\mathcal{U}_0 \in \mathcal{V}_1(\Omega)$, recalling that $F_{\phi,\omega} \mathcal{U}_0 := F_\omega \mathcal{U}$ and $\llbracket \mathcal{U} \rrbracket_T := P_{\phi,\omega} \mathcal{U}_0 - \mathcal{U}_0$.

For the general case where $\mathcal{U}_0 \in \mathcal{L}(\Omega)$, we first observe that we may equivalently rewrite (4.14) as

$$(4.17) \quad F_{\phi,\omega} \mathcal{U}_0 = S_\omega \left(\phi + \frac{\omega}{\pi}(I - P_\omega) \mathcal{U}_0 \right).$$

At that point, identity (4.17) is already established in $\mathcal{V}_1(\Omega)$. But then, since (4.17) involves continuous operators from $L(\Omega)$ into itself, the density of $\mathcal{V}_1(\Omega)$ into $L(\Omega)$ implies the general case.

To conclude the proof, letting $\phi = \psi$ and recalling the definition (3.8) of U , we obtain

$$i\omega(U - F_{\psi,\omega} \mathcal{U}_0, v)_{\varepsilon,\mu} + a(U - F_{\psi,\omega} \mathcal{U}_0, v) = \frac{\omega}{\pi}((P_{\psi,\omega} - I) \mathcal{U}_0, v)_{\varepsilon,\mu},$$

so that (4.15) follows from (3.6). \square

Using (3.5), we may rewrite (4.14) in compact form as

$$(4.18) \quad F_\omega \mathcal{U}_0 = \frac{\omega}{\pi} S_\omega \circ (I - P_\omega) \mathcal{U}_0 \quad \forall \mathcal{U}_0 \in \mathcal{L}(\Omega).$$

Taking again advantage of the similarity between the original and adjoint problems, we can also show that

$$(4.19) \quad F_\omega \mathcal{W}_T = \frac{\omega}{\pi} S_\omega^* \circ (I - P_\omega^*) \mathcal{W}_T \quad \forall \mathcal{W}_T \in \mathcal{L}(\Omega).$$

Stability estimate (4.15) is of particular interest, since it shows that filtering “nearly periodic” solutions yields good approximations of the time-harmonic solution. It also suggests that the misfit $\mathcal{U}_0 - P_{\psi,\omega} \mathcal{U}_0$ may be used as a stopping criterion for iterative methods, but the dependency on the frequency must be taken into account.

5. CONTROLLABILITY METHOD

In this section, we build upon the results of the previous section to introduce our controllability method, that we couple with a conjugate gradient minimization algorithm.

We seek an initial condition $\mathcal{U}_0 \in \mathcal{L}(\Omega)$ satisfying $P_{\psi,\omega} \mathcal{U}_0 = \mathcal{U}_0$, or maybe more explicitly, such that

$$(5.1) \quad (I - P_\omega) \mathcal{U}_0 = \mathcal{G},$$

where $P_{\psi,\omega}$, P_ψ and \mathcal{G} are respectively introduced at (4.3), (4.5) and (4.9). Clearly, $\mathcal{U}_0 := \text{Re } U$ is one solution to (5.1) but it may not be unique. Nevertheless, we always have $U = F_{\psi,\omega} \mathcal{U}_0$. In addition, estimate (4.15) implies that for any approximate solution \mathcal{U}_0 to (5.1), $F_\omega \mathcal{U}_0$ is an approximate solution to (3.8).

5.1. The conjugate gradient method. After space discretization, (5.1) corresponds to a finite-dimensional linear system. In principle, the matrix corresponding to P_ω could therefore be (approximately) assembled by running a time-domain solver for one period for every possible initial conditions. However, this approach is prohibitively expensive in practice. Instead, we opt for the matrix-free conjugate gradient iteration, which only requires evaluating $P_\omega \mathcal{U}_0$ for a limited number of initial conditions.

We thus reformulate controllability equation (5.1) as the optimization problem

$$(5.2) \quad \min_{\mathcal{U}_0 \in \mathcal{L}(\Omega)} J(\mathcal{U}_0),$$

where J is the energy functional introduced in (4.8). From (4.9), we recall that J corresponds to a “standard” quadratic form and, as result, its gradient and Hessian are easily derived. The proof of the result below is omitted, as it follows from standard algebraic manipulations.

Theorem 5.1 (Structure of the energy functional). *For all $\mathcal{U}_0, \mathcal{V}_0 \in \mathcal{L}(\Omega)$, we have*

$$\begin{aligned} J(\mathcal{U}_0 + \mathcal{V}_0) &= J(\mathcal{U}_0) + \text{Re}((I - P_\omega^*)(I - P_\omega) \mathcal{U}_0 - (I - P_\omega^*) \mathcal{G}, \mathcal{V}_0)_{\varepsilon, \mu} \\ &\quad + \frac{1}{2} ((I - P_\omega) \mathcal{V}_0, (I - P_\omega) \mathcal{V}_0)_{\varepsilon, \mu}. \end{aligned}$$

It follows that

$$(5.3) \quad J'(\mathcal{U}_0) = (I - P_\omega^*)(I - P_\omega) \mathcal{U}_0 - (I - P_\omega^*) \mathcal{G}$$

and

$$(5.4) \quad (J''(\mathcal{U}_0))(\mathcal{V}_0, \mathcal{V}_0) = \|(I - P_\omega) \mathcal{V}_0\|_{\varepsilon, \mu}^2.$$

Next, we show that J is continuous, uniformly Lipschitz, and strongly convex over the quotient space $\mathcal{L}(\Omega)/\ker F_\omega$. These properties ensure the uniqueness of the minimizer of J up to an element of $\ker F_\omega$ and also implies the convergence of gradient-based algorithms [11].

Theorem 5.2 (Convexity of energy functional). *For $\mathcal{U}_0 \in \mathcal{L}(\Omega)$, we have*

$$(5.5) \quad J(\mathcal{U}_0) = \frac{1}{2} \left\| \frac{\pi}{\omega} S_\omega^{-1} F_\omega \mathcal{U}_0 - \mathcal{G} \right\|_{\varepsilon, \mu}^2.$$

In addition, for all $\mathcal{U}_0, \mathcal{V}_0 \in \mathcal{L}(\Omega)$, the estimates

$$(5.6) \quad \|J'(\mathcal{U}_0) - J'(\mathcal{V}_0)\|_{\varepsilon, \mu} \leq \frac{\omega^2}{\pi^2} \|F_\omega(\mathcal{U}_0 - \mathcal{V}_0)\|$$

and

$$(5.7) \quad (J''(\mathcal{U}_0))(\mathcal{V}_0, \mathcal{V}_0) \geq \frac{\pi^2}{\omega^2} \frac{1}{C_{\text{stab}}^2} \|F_\omega \mathcal{V}_0\|^2$$

hold true.

Proof. Identity (5.5) is a direct consequence of (4.14). Then, estimate (5.6) follows from (5.3), characterizations (4.18) and (4.19) of $(I - P_\omega)$ and $(I - P_\omega^*)$, and the continuity estimate (3.7). Finally, we obtain convexity estimate (5.7) from (5.4), (4.14) and (3.6). \square

This result is to be compared with [5, Theorem 3], where a convexity result is established under specific assumptions on the spectrum. The use of the filtering allows to bypass this limitation.

In practice, it is not necessary to introduce the quotient space $\mathcal{L}(\Omega)/\ker F_\omega$. Indeed, a careful examination of standard convergence proofs (see, e.g., [11, Theorem 8.4.4]) shows that properties (5.6) and (5.7) are sufficient to ensure the convergence of $F_{\psi, \omega} \mathcal{U}_0^{(\ell)}$ to U starting from any initial guess $\mathcal{U}_0^{(0)} \in \mathcal{L}(\Omega)$, where $\mathcal{U}_0^{(\ell)}$ denotes a minimizing sequence. In addition, a reduction factor of the form

$$\|U - F_{\psi, \omega} \mathcal{U}_0^{(\ell+1)}\| \leq (1 - C_{\text{stab}}^{-4}) \|U - F_{\psi, \omega} \mathcal{U}_0^{(\ell)}\|$$

can be obtained.

Among the possible gradient descent techniques, we select the usual CG iteration (see [11, Section 8.5]) to solve (5.2).

5.2. Discretization. In our computations, we use an upwind-flux discontinuous Galerkin method to discretize Maxwell's equations (4.3) and (4.4) in space, while explicit Runge-Kutta schemes are employed for time integration. We restrict our numerical experiments to two-dimensional examples, and the required notation is briefly presented below.

5.2.1. Two-dimensional setting. Here, we consider two-dimensional Maxwell's equations in a bounded domain $\Omega \subset \mathbb{R}^2$. Specifically, we consider three-dimensional Maxwell's equations (1.1) in the domain $\Omega \times I$ for some interval I , under the assumption that the electromagnetic field (\mathbf{e}, \mathbf{h}) does not depend on the third space variable. There are two uncoupled polarizations, and we focus on the “transverse magnetic” case where $\mathbf{h} = (\mathbf{h}_1, \mathbf{h}_2, 0)$ and $\mathbf{e} = (0, 0, e_3)$. The other polarization can be dealt with similarly by swapping the roles of \mathbf{h} and \mathbf{e} . Employing the notation \mathbf{h} for the 2D vector gathering the magnetic field component and e for the only non-zero component of the electric field. This, time-harmonic Maxwell's equations reduce to

$$(5.8) \quad \begin{cases} i\omega\varepsilon e + \sigma e + \text{curl } \mathbf{h} &= j & \text{in } \Omega, \\ i\omega\mu \mathbf{h} - \text{curl } e &= \mathbf{0} & \text{in } \Omega, \\ e &= 0 & \text{on } \Gamma_P, \\ e + Z\mathbf{h}_\tau &= g & \text{on } \Gamma_I, \end{cases}$$

where ε, σ, μ and Z are now scalar-valued functions, and the two-dimensional curl operators are given by

$$\text{curl } \mathbf{v} = \partial_1 v_2 - \partial_2 v_1 \quad \text{curl } v = (\partial_2 v, -\partial_1 v)$$

for any vector-valued and scalar-valued function \mathbf{v} and v .

The corresponding time-domain Maxwell's equations are given by

$$(5.9a) \quad \begin{cases} \varepsilon \dot{E} + \sigma E + \text{curl } \mathbf{H} &= J, \\ \mu \dot{\mathbf{H}} - \text{curl } E &= \mathbf{0}, \end{cases}$$

in Ω and

$$(5.9b) \quad \begin{cases} E &= 0 & \text{on } \Gamma_P, \\ E + Z\mathbf{H} \times \mathbf{n} &= G & \text{on } \Gamma_I, \end{cases}$$

for all $t \in [0, T]$.

5.2.2. Discontinuous Galerkin discretization. Following [15, 25], we discretize (5.9) with a first-order discontinuous Galerkin (DG) method. The computational domain Ω is thus partitioned into a mesh \mathcal{T}_h consisting of triangular elements K . For any element $K \in \mathcal{T}_h$, ρ_K denote the diameter of the largest circle contained in K .

For the sake of simplicity, we assume that \mathcal{T}_h is conforming in the sense that the intersection $\overline{K_+} \cap \overline{K_-}$ of two distinct elements $K_{\pm} \in \mathcal{T}_h$ is either empty, a single vertex, or a full face of both elements. Note that the considered DG method is very flexible, and can, in principle, accommodate non-conforming meshes with hanging nodes and/or different types of elements.

Next, we denote by \mathcal{F}_h the set of faces associated to \mathcal{T}_h , and we assume that each boundary face $F \in \mathcal{F}_h$ with $F \subset \partial\Omega$ either entirely belongs to Γ_I or Γ_P . The sets $\mathcal{F}_{I,h}, \mathcal{F}_{P,h} \subset \mathcal{F}_h$ gather those faces respectively lying in Γ_I and \mathcal{P} , whereas $\mathcal{F}_{\text{int},h}$ gathers the remaining ‘‘interior’’ faces. We associate with each face $F \in \mathcal{F}_h$ a fixed normal unit normal vector \mathbf{n}_F chosen such that $\mathbf{n}_F = \mathbf{n}$ when $F \subset \partial\Omega$. For internal faces, the orientation is arbitrary. We also employ the notation \mathbf{t}_F for the unit tangential to F obtained from \mathbf{n}_F by a $+\pi/2$ rotation.

For a given integer $q \in \mathbb{N}$, $\mathcal{P}_q(\mathcal{T}_h)$ stands for scalar-valued functions $v : \Omega \rightarrow \mathbb{R}$ such that $v|_K$ is a polynomial of degree less than or equal to q for all $K \in \mathcal{T}_h$. Note that the elements of $\mathcal{P}_q(\mathcal{T}_h)$ are, in general, discontinuous across the faces $F \in \mathcal{F}_h$ of the mesh. Similarly $\mathcal{P}_q(\mathcal{T}_h)$ is the space of vector-valued functions $\mathbf{v} := (\mathbf{v}_1, \mathbf{v}_2) : \Omega \rightarrow \mathbb{R}^2$ such that $\mathbf{v}_1, \mathbf{v}_2 \in \mathcal{P}_q(\mathcal{T}_h)$.

If $v \in \mathcal{P}_q(\mathcal{T}_h)$ and $F \in \mathcal{F}_{\text{int},h}$, the notations

$$\{v\}_F := v_+|_F + v_-|_F \quad \llbracket v \rrbracket_F := v_+|_F(\mathbf{n}_+ \cdot \mathbf{n}_F) + v_-|_F(\mathbf{n}_- \cdot \mathbf{n}_F)$$

stand for the usual average and jump of v across F , where we used $v_{\pm} := v|_{K_{\pm}}$ and $\mathbf{n}_{\pm} = \mathbf{n}_{K_{\pm}}$, for any to elements K_- and K_+ of \mathcal{T}_h such that $F = \partial K_- \cap \partial K_+$. For external faces, we simply set $\{v\}_F := \llbracket v \rrbracket_F := v|_F$. In addition, if $\mathbf{w} \in \mathcal{P}_q(\mathcal{T}_h)$ the same notations have to be understood component-wise.

Given $E_{h,0} \in \mathcal{P}_q(\mathcal{T}_h)$ and $\mathbf{H}_{h,0} \in \mathcal{P}_q(\mathcal{T}_h)$, the semi-discrete DG scheme consists in finding $E_h(t) \in \mathcal{P}_q(\mathcal{T}_h)$ and $\mathbf{H}_h(t) \in \mathcal{P}_q(\mathcal{T}_h)$ by solving the system of ODE for $t \in (0, T)$,

$$(5.10) \quad \begin{cases} (\varepsilon \dot{E}_h(t), v_h)_{\Omega} + (\sigma E_h(t), v_h)_{\Omega} + (\mathbf{H}_h(t), \text{curl } v_h)_{\Omega} + (\widehat{\mathbf{H}}_h(t) \times \mathbf{n}_F, \llbracket v_h \rrbracket)_{\mathcal{F}_h} &= (J(t), v_h) \\ (\mu \dot{\mathbf{H}}_h(t), \mathbf{w}_h)_{\Omega} + (E_h(t), \text{curl } \mathbf{w}_h)_{\Omega} + (\widehat{E}_h(t), \llbracket \mathbf{w}_h \rrbracket \times \mathbf{n}_F)_{\mathcal{F}_h} &= 0 \end{cases}$$

for all $v_h \in \mathcal{P}_q(\mathcal{T}_h)$ and $\mathbf{w}_h \in \mathcal{P}_q(\mathcal{T}_h)$, with initial conditions $E_h(0) = E_{h,0}$ and $\mathbf{H}_h(t) = \mathbf{H}_{h,0}$. In (5.10), $(\cdot, \cdot)_{\mathcal{F}_h} := \sum_{F \in \mathcal{F}_h} (\cdot, \cdot)_F$, while $\widehat{E}_h(t)$ and $\widehat{\mathbf{H}}_h(t)$ are the upwind ‘‘numerical fluxes’’

$$\widehat{E}_h|_F := \frac{1}{\{Y_{\text{flux}}\}} \left(\{Y_{\text{flux}} E_h\}_F + \frac{1}{2} \llbracket \mathbf{H}_h \rrbracket_F \times \mathbf{n}_F \right) \quad \widehat{\mathbf{H}}_h|_F := \frac{1}{\{Z_{\text{flux}}\}} \left(\{Z_{\text{flux}} \mathbf{H}_h\}_F - \frac{1}{2} \llbracket E_h \rrbracket_F \mathbf{t}_F \right),$$

where $Z_{\text{flux}} := \sqrt{\mu/\varepsilon}$, $Y_{\text{flux}} = 1/Z_{\text{flux}}$, whenever $F \in \mathcal{F}_{\text{int},h}$. For the remaining faces, we set

$$\widehat{E}_h|_F := 0 \quad \widehat{\mathbf{H}}_h|_F := -Y E_h \mathbf{t}_F + \mathbf{H}_h$$

when $F \in \mathcal{F}_{P,h}$ and

$$\widehat{E}_h|_F := \frac{1}{2} (E_h + Z\mathbf{H}_h \times \mathbf{n} + G) \quad \widehat{\mathbf{H}}_h|_F := \frac{Y}{2} (Z\mathbf{H}_h - E_h \mathbf{t}_F - G \mathbf{t}_F)$$

if $F \in \mathcal{F}_{I,h}$. This choice introduces some numerical dissipation, leading to stable discretizations when coupled with Runge-Kutta time-integration.

To simplify further discussions, we introduce the compact notation $\mathcal{U}_h(t) := (E_h(t), \mathbf{H}_h(t))$, and we denote by $\mathbb{U}_h(t)$ the coefficients of $\mathcal{U}_h(t)$ expanded in the nodal basis of $\mathcal{P}_q(\mathcal{T}_h)$, to rewrite (5.10) as

$$\mathbb{M} \dot{\mathbb{U}}_h(t) + \mathbb{K} \mathbb{U}_h(t) = \text{Re}(\mathbb{M} \mathbb{J} e^{i\omega t}),$$

Algorithm 4 Explicit second-order Runge-Kutta (RK2) method**Require:** $\mathbb{U}_{h,m}$ an approximation of $\mathbb{U}_h(t_m)$, $m \geq 0$

- 1: $\mathbb{K}_{h,1} := \Phi(t_m, \mathbb{U}_{h,m})$
- 2: $\mathbb{K}_{h,2} := \Phi(t_m + (\delta t/2), \mathbb{U}_{h,m} + (\delta t/2)\mathbb{K}_{h,1})$
- 3: **return** $\mathbb{U}_{h,m+1} := \mathbb{U}_{h,m} + \delta t \mathbb{K}_{h,2}$

Algorithm 5 Explicit fourth-order Runge-Kutta (RK4) method**Require:** $\mathbb{U}_{h,m}$ an approximation of $\mathbb{U}_h(t_m)$, $m \geq 0$

- 1: $\mathbb{K}_{h,1} := \Phi(t_m, \mathbb{U}_{h,m})$
- 2: $\mathbb{K}_{h,2} := \Phi(t_m + (\delta t/2), \mathbb{U}_{h,m} + (\delta t/2)\mathbb{K}_{h,1})$
- 3: $\mathbb{K}_{h,3} := \Phi(t_m + (\delta t/2), \mathbb{U}_{h,m} + (\delta t/2)\mathbb{K}_{h,2})$
- 4: $\mathbb{K}_{h,4} := \Phi(t_m + \delta t, \mathbb{U}_{h,m} + \delta t \mathbb{K}_{h,3})$
- 5: **return** $\mathbb{U}_{h,m+1} := \mathbb{U}_{h,m} + (\delta t/6)(\mathbb{K}_{h,1} + 2\mathbb{K}_{h,2} + 2\mathbb{K}_{h,3} + \mathbb{K}_{h,4})$

where \mathbb{M} and \mathbb{K} are the usual mass and stiffness matrices. A key asset of DG discretizations is that \mathbb{M} is block-diagonal, so that the inverting \mathbb{M}^{-1} is cheap. Hence, we may reformulate the above ODE system as

$$(5.11) \quad \dot{\mathbb{U}}_h(t) = \Phi(t, \mathbb{U}_h(t)), \quad \Phi(t, \mathbb{U}_h(t)) := \text{Re}(\mathbb{J}e^{i\omega t}) + \mathbb{B}\mathbb{U}_h(t), \quad \mathbb{B} := \mathbb{M}^{-1}\mathbb{K}.$$

5.3. Time integration scheme. We integrate (5.11) using a standard second-order explicit Runge-Kutta (RK2) method with \mathcal{P}_1 elements, or a fourth-order explicit Runge-Kutta (RK4) method with \mathcal{P}_3 elements. Both are stable under a “CFL condition” on the time-step δt :

$$(5.12) \quad \delta t \leq c_q \min_{K \in \mathcal{T}_h} (\sqrt{\mu_K \varepsilon_K \rho_K}),$$

where the constant c_q only depends on the polynomial degree q and the shape-regularity of the mesh. In our computations, we use $c_1 := 0.24$ and $c_3 := 0.12$, which we empirically found to be near the stability limit.

We thus select a time-step $\delta t := T/M$, where M is the smallest positive integer such that (5.12) holds, and iteratively compute approximation $\mathcal{U}_{h,m}$ to $\mathcal{U}_h(t_m)$ for $1 \leq m \leq M$, where $t_m := m\delta t$. Since there are no “physical” initial conditions, we are free to choose the initial condition as piecewise polynomial function and therefore, there are no requirements to interpolate or project the initial condition to define $\mathcal{U}_{h,0}$ and the associated dof vector $\mathbb{U}_{h,0}$. We either use the RK2 or the RK4 scheme to compute $\mathbb{U}_{h,m+1}$ from $\mathbb{U}_{h,m}$. Both time integration schemes are standard but for the sake of completeness, there are briefly listed in Algorithms 4 and 5.

5.4. Implementation of the filtering. In this section, we briefly discuss the implementation of the filtering operator F_ω defined in (4.1). For the RK2 scheme, we may simply employ the trapezoidal rule

$$(5.13) \quad F_\omega \mathbb{U}_h \simeq \frac{\delta t}{2} \sum_{m=1}^M (\mathbb{U}_{h,m-1} e^{-i\omega t_{m-1}} + \mathbb{U}_{h,m} e^{-i\omega t_m}),$$

since it is second-order accurate. The situation is slightly more delicate for the RK4 scheme, as employing (5.13) would deteriorate the convergence rate of the method. Instead, we employ a method based on Hermite interpolation. This method is especially efficient, because the RK algorithm computes the vectors $\Phi(t, \mathbb{U}_{h,m})$ anyways which are natural approximations to $\dot{\mathbb{U}}_{h,m}$. We thus let

$$\mathbb{I}_{h,m}(t) := \mathbb{U}_{h,m-1} p_{00}(t) + \mathbb{U}_{h,m} p_{01}(t) + \Phi(t_{m-1}, \mathbb{U}_{h,m-1}) p_{10}(t) + \Phi(t_m, \mathbb{U}_{h,m}) p_{11}(t),$$

where the Hermite polynomials p_{ij} are the only elements of $\mathcal{P}_3(t_{m-1}, t_m)$ satisfying $p_{ij}^{(\ell)}(t_{m+k}) = \delta_{ik}\delta_{j\ell}$ for $0 \leq k, \ell \leq 1$. Since Hermite polynomials are explicitly available, we can evaluate

$$\xi_{ij} := \int_{t_{m-1}}^{t_m} p_{ij}(t) e^{-i\omega t} dt$$

analytically, which yields

$$(5.14) \quad \begin{aligned} F_\omega \mathbb{U}_h &\simeq \sum_{m=1}^M \int_{t_{m-1}}^{t_m} \mathbb{I}_{h,m}(t) e^{-i\omega t} \\ &= \mathbb{U}_{h,m-1} \xi_{00} + \mathbb{U}_{h,m} \xi_{01} + \Phi(t_{m-1}, \mathbb{U}_{h,m-1}) \xi_{10} + \Phi(t_m, \mathbb{U}_{h,m}) \xi_{11}. \end{aligned}$$

We emphasize that (5.13) and (5.14) only require the solutions $\mathbb{U}_{h,m-1}$ and $\mathbb{U}_{h,m}$. In fact, we can easily reformulate the above formula to only require $\mathbb{U}_{h,m}$ at a single time, and this readily compute $F_\omega \mathbb{U}_h$ on the fly.

6. NUMERICAL EXAMPLES

This section gathers numerical examples where we compare our CMCG algorithm against a limiting amplitude principle, where “naive” time-stepping is employed until convergence. The latter algorithm is denoted by FW (for full wave). We utilize the DG method described in Section 5 in both cases, so that a fair measure of the cost is the number of periods that need to be simulated to reach a given accuracy level. We chose to start both algorithm with $\mathcal{W}_0^{(0)} = 0$ in all the considered experiments. It is known that this strategy is not optimal, since transient right-hand sides generally improves the performance of FW, and the convergence of CMCG can be accelerated, if it is applied after a “run-up” phase of a few FW iterations (see, e.g. [8, 38]). Nevertheless, we restrict ourselves to zero initialization for a fair comparison.

Another question we address is the comparison of the solution obtained after convergence of the CMCG or FW method against the solution given by the same frequency-domain DG scheme. In this case we solve the linear system $(i\omega \mathbb{M} + \mathbb{K}) \mathbb{U}_h = \mathbb{M} \mathbb{J}_h$, with the direct solver implemented in the software package MUMPS [2, 3]. We use the notation FS (frequency solver) to refer to this solution. This is a subtle point, because the CMCG and FW algorithm will converge to a (slightly) different approximation, due to the error from time discretization.

Whenever the exact solution is available, we chose the mesh \mathcal{T}_h and polynomial degree q so that the FS relative error, measured as

$$\text{error} := \|U - U_h\|_{\varepsilon, \mu} / \|U\|_{\varepsilon, \mu},$$

where U is the exact solution and U_h the FS solution, is of the order of a few percents, which seems realistic for typical applications. For the CMCG and FW method, the main figure of merit is then the relative error

$$\text{error} := \|U - F_{\psi, \omega} \mathcal{W}_{0,h}^{(\ell)}\|_{\varepsilon, \mu} / \|U\|_{\varepsilon, \mu},$$

where $\mathcal{W}_{h,0}^{(\ell)}$ is the current iterate in the CMCG or FW algorithm. Specifically $\mathcal{W}_{h,0}^{(\ell)}$ denotes the solution obtained after ℓ iterations of the CMCG algorithm, or the solution in the FW algorithm after simulating ℓ periods. Note that CMCG requires twice many time-periods to compute $\mathcal{W}_{h,0}^{(\ell)}$ as FW, which is accounted for in the graphs below. In the last experiment, where the analytical solution is not available, we monitor

$$\text{error} := \|U_h - F_{\psi, \omega} \mathcal{W}_{0,h}^{(\ell)}\|_{\varepsilon, \mu} / \|U_h\|_{\varepsilon, \mu},$$

when comparing CMCG against FW.

In all examples we set $\sigma := 0$, $\mu := 1$, and $Z := 1$. For $\theta \in [0, 2\pi)$, we denote by $\mathbf{d}_\theta := (\cos \theta, \sin \theta)$ the direction associated with θ and $\xi_\theta(\mathbf{x}) := e^{i\omega \mathbf{d}_\theta \cdot \mathbf{x}}$ ($\mathbf{x} \in \mathbb{R}^2$) is the plane wave travelling along the direction \mathbf{d} .

Sometimes, we employ structured meshes based on Cartesian grids. In this case, an “ $N \times M$ Cartesian mesh” is obtained by starting from a grid of $N \times M$ rectangles and then dividing each rectangle into four triangles by joining each of its vertices with its barycentre.

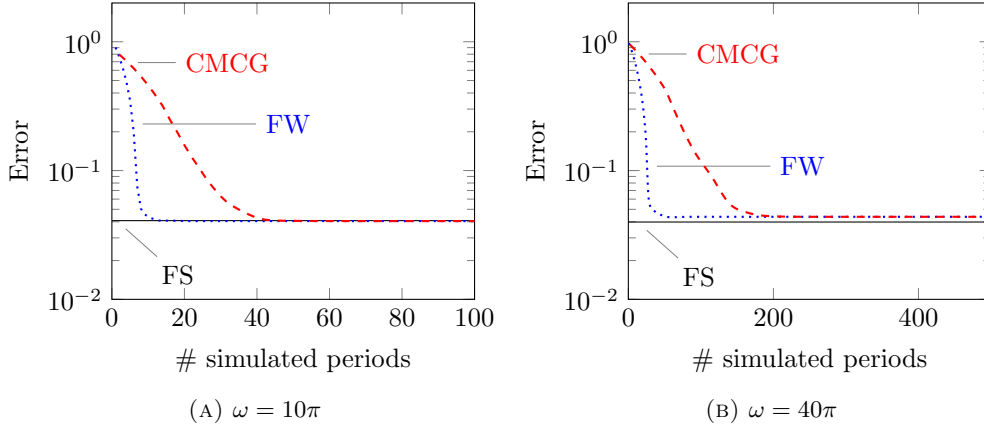


FIGURE 6.1.1. Convergence in the planewave experiment

6.1. Plane wave in free space. In this experiment, we set $\theta = 45^\circ$ and consider the propagation of a plane wave, traveling along the direction \mathbf{d}_θ in the square $\Omega := (0, 1)^2$. A Silver-Müller absorbing boundary condition is imposed on the whole boundary, so that $\Gamma_I := \partial\Omega$ and $\Gamma_P := \emptyset$. We set $\varepsilon := 1$, $j := 0$ and $g = \nabla \xi_\theta \cdot \mathbf{n} + i\omega \xi_\theta$. The solution then reads $(e, \mathbf{h}) := (\xi_\theta, \xi_\theta \mathbf{d}^\perp)$, with $\mathbf{d}^\perp := (-\sin \theta, \cos \theta)$.

We consider the two frequencies $\omega = 10\pi$ and 40π . We employ a 32×32 Cartesian meshes in both cases with \mathcal{P}_1 elements for $\omega = 10\pi$, and \mathcal{P}_3 elements for $\omega = 40\pi$. Figure 6.1.1 shows the evolution of the error. In this particular experiment, FW outperforms CMCG. When using \mathcal{P}_1 elements, the error achieved by both FW and CMCG is indistinguishable from the FS error. On the other hand, the error slightly increases in both FW and CMCG when using \mathcal{P}_3 elements.

6.2. Half open waveguide. We now consider a rectangular domain $\Omega := (0, 4) \times (0, 1)$, where the bottom, top and left sides are perfectly conducting, while an impedance boundary condition is imposed on right side. Hence, we have $\Gamma_P := (0, 4) \times \{0, 1\} \cup \{0\} \times (0, 1)$ and $\Gamma_I := \{4\} \times (0, 1)$. Then, we solve (5.8) with $\varepsilon := 1$, $j := 0$, $g := \xi_\theta$ and $\theta = 30^\circ$.

We obtain a semi-analytical solution by first performing the expansion

$$(6.1) \quad e = \sum_{n \geq 0} e_n(\mathbf{x}_1) \sin(n\pi \mathbf{x}_2),$$

that is justified by the fact that the top and bottom boundary conditions are “Dirichlet-like”. Then, e_n can be analytically found as the solution of linear ordinary differential equation with constant coefficients. In practice, we truncate the expansion (6.1) at $n = 50$, which is sufficient since the convergence is exponential. \mathbf{h} is easily recovered by (analytically) differentiating (6.1).

First, we consider $\omega = 2\pi$ with a 64×16 Cartesian mesh and \mathcal{P}_1 elements. Then, for $\omega = 6\pi$ we use \mathcal{P}_3 elements on a 32×8 Cartesian mesh.

Figures 6.2.1 shows the convergence history of the FW and CMCG solver. CMCG converges significantly faster than FW. In particular, for $\omega = 6\pi$, the FW solver does not reach convergence within 1000 simulated periods. As in the previous experiment, CMCG achieves the same accuracy than FS for \mathcal{P}_1 elements, while the error is slightly increased for \mathcal{P}_3 elements.

6.3. Cavity problem. We next consider an interior problem in a closed cavity $\Omega := (0, 1)^2$ surrounded by a conducting material. We thus set $\Gamma_P := \partial\Omega$ and $\Gamma_I := \emptyset$. We apply a source $j := 1$ and set $g := 0$. This problem features resonances at frequencies $\omega_{r,n,m}^2 := (n^2 + m^2)\pi^2$, for all $n, m \geq 0$, with associated eigenmodes $u_{n,m} := \sin(n\pi \mathbf{x}_1) \sin(m\pi \mathbf{x}_2)$. Again, we obtain a semi-analytical solution by truncating the Fourier expansion.

We examine the behaviour of FW and CMCG when the frequency ω is relatively far or close to a resonant frequency ω_r . Hence, for a fixed resonant frequency ω_r , we consider a frequency of

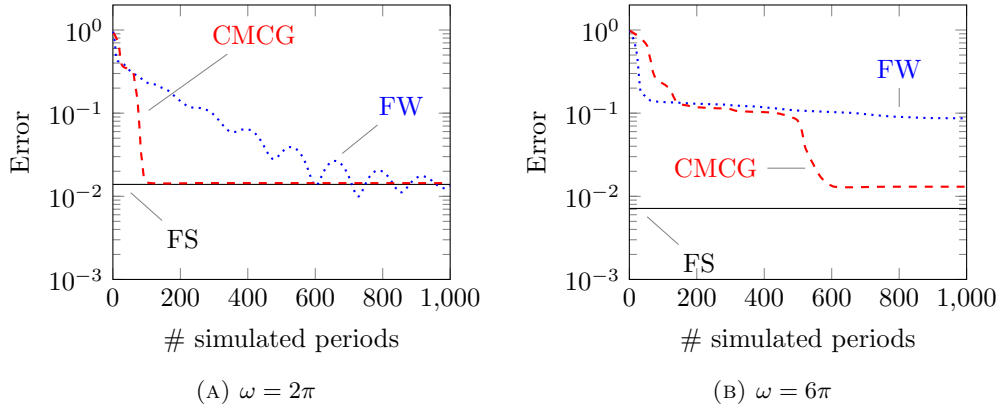
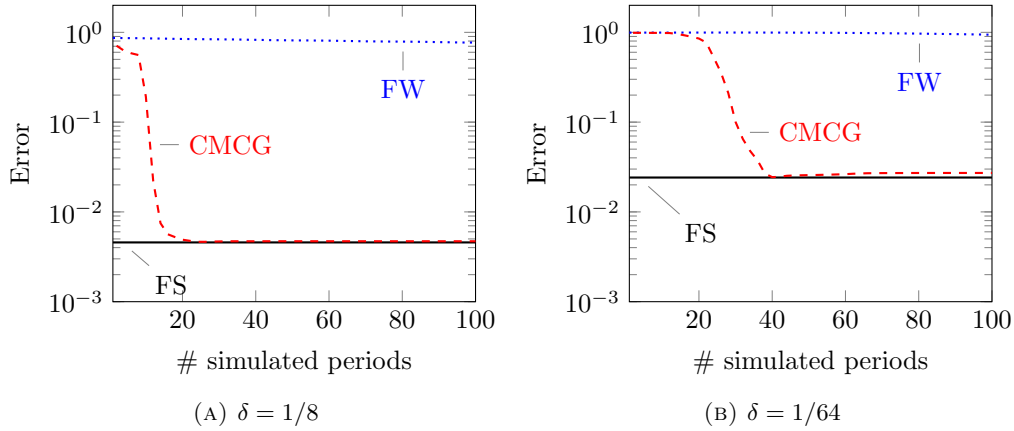
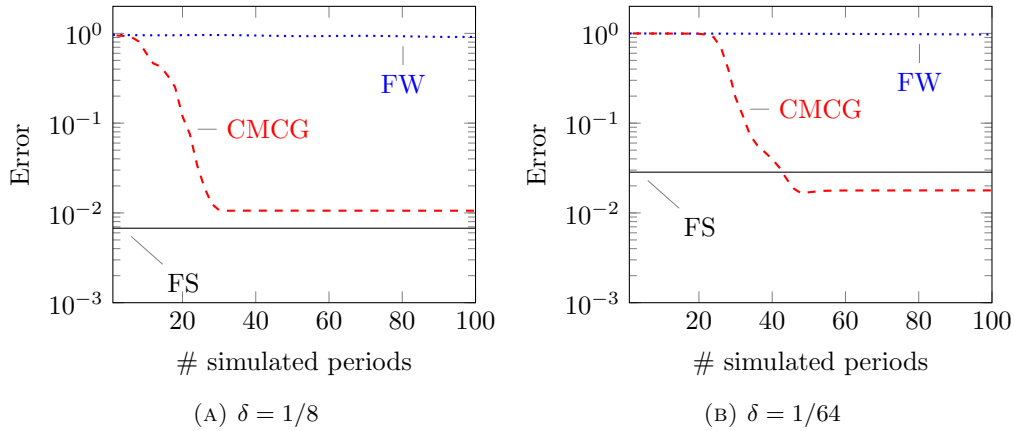


FIGURE 6.2.1. Convergence in the half open waveguide experiment

FIGURE 6.3.1. Convergence in the cavity experiment: $\omega_r = 3\sqrt{2}\pi$ FIGURE 6.3.2. Convergence in the cavity experiment: $\omega_r = 5\sqrt{2}\pi$

the form $\omega_\delta := \omega_r + \sqrt{2}\pi\delta$ with $\delta = 1/8$ or $1/64$. We first take $\omega_r := 3\sqrt{2}\pi$ with \mathcal{P}_1 elements and a 32×32 Cartesian mesh. Then, we use \mathcal{P}_3 elements on an 8×8 Cartesian mesh for $\omega_r := 5\sqrt{2}\pi$.

Figures 6.3.1 and 6.3.2 depict the convergence history of FW and CMCG. The FW algorithm fails to converge even in the favorable case where $\delta = 1/8$. The CMCG algorithm converges in all cases, and the convergence rate is only slightly affected for the smaller value of δ .

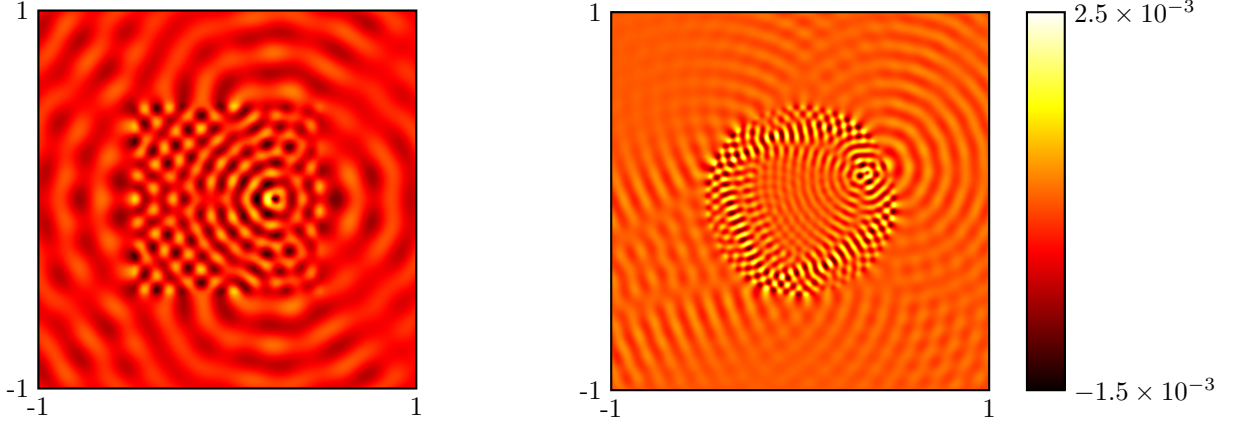


FIGURE 6.4.1. Imaginary part of the electric field in the square (left) and circular (right) traps

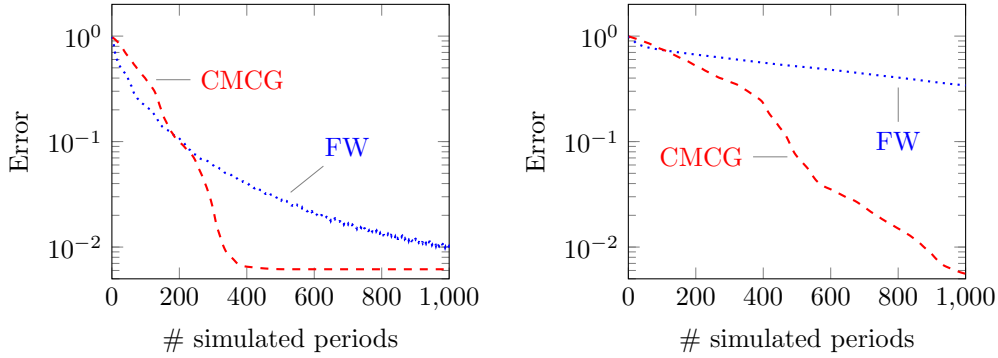


FIGURE 6.4.2. Convergence in the square (left) and circular (right) trap experiments

6.4. Dipole source in a trapping medium. The goal of this experiment is to modelize the electromagnetic field generate by a dipole source emitting inside a body $G \subset \Omega := (-1, 1)^2$. We set $\Gamma_P := \emptyset$ and $\Gamma_I := \partial\Omega$. The permittivity is not constant, and instead, we assume that

$$\varepsilon(\mathbf{x}) := \begin{cases} 4 & \text{if } \mathbf{x} \in G, \\ 1 & \text{otherwise,} \end{cases}$$

this choice is made so that G traps rays: Snell's law ensures that rays crossing the interface with incident angle less than 60° are totally reflected inside the G . We modelize the dipole with $j(\mathbf{x}) := \exp(-|\mathbf{x} - \mathbf{c}|^2/s^2)$ where $s := 0.05$ and $\mathbf{c} \in G$ is the dipole localization. We consider two configurations. In the first case, the trapping body $G := [-0.5, 0.5]^2$ is squared, $\mathbf{c} := (0.25, 0)$ and $\omega := 10\pi$. In the second case $G := \{\mathbf{x} \in \mathbb{R}^2 \mid |\mathbf{x}| < 0.5\}$ is a disk, $\mathbf{c} := (\sqrt{2}/4, 1/2 - \sqrt{2}/4)$ and $\omega := 20\pi$. We employ unstructured meshes generated with GMSH [17]. For the square case, we impose a maximum element size $h = 0.05$ leading to a 3636 elements mesh. For the circular trap, the condition $h = 0.02$ leads to a 22294 triangles mesh. In both cases, \mathcal{P}_3 elements are used respectively resulting in 109k and 668k degrees of freedom. Figure 6.4.1 represents the solutions while Figure 6.4.2 shows the behaviour of the error. Again, CMCG clearly outperforms FW.

7. CONCLUSION

We propose a controllability method (CM) to solve Maxwell's equations in the frequency-domain in their first-order formulation. By minimizing a quadratic cost functional J using a conjugate

gradient iteration (CG), the CMCG method determines a time-periodic solution in the time-domain. At each CG iteration, the gradient J' is computed simply by running a time-domain solver forward and backward over one period, without the need for solving any additional linear system. Hence, our CMCG algorithm automatically inherits the parallelism, scalability, and low memory footprint of the underlying DG time-domain solver. The full CMCG Algorithm 2.3 is listed in Section 2.2.

In general, there exist several time-periodic solutions to Maxwell's equations, distinct from the desired time-harmonic solution, so that the minimizer of J may not be unique. To remove those spurious modes and thus extract the time-harmonic solution from any minimizer, we apply a cheap filtering operator computed “on the fly” as a final post-processing step. In Theorem 4.6, we establish that J combined with the filtering operator is strongly convex in an appropriate sense, which ensures the convergence of the CMCG method to the desired time-harmonic solution from any initial guess. In Section 4.3, we also show that nearly periodic solutions already provide good approximations to the time-harmonic solution after filtering. Hence, by monitoring the misfit, the CG iteration may be stopped as soon as the desired accuracy has been reached.

Comparison with a direct frequency-domain solver shows that the additional error due to time discretization is hardly visible for the low-order \mathcal{P}_1 -RK2 discretization and very small for the higher order \mathcal{P}_3 -RK4 discretization. In these numerical experiments, we also compare the CMCG method against the limiting amplitude principle, where one simply lets the time-domain solver run until the time-harmonic regime is reached. For simple plane wave propagation, the limiting amplitude principle in fact slightly outperforms CMCG. For all other examples however, CMCG significantly outperforms the limiting amplitude approach. For the cavity experiment in Section 6.3, in particular, the convergence of CMCG is hardly affected by the trapping geometry, whereas the limiting amplitude principle utterly fails.

Our CMCG method is non-intrusive and easily integrated into any existing time-domain code. It is not limited to DG discretizations; thus, we expect similar performance using solvers based on finite differences [37, 40]. Although we have only used simple first-order Silver-Müller absorbing boundary conditions in our computations, the CMCG approach immediately extends to other more accurate absorbing conditions or perfectly matched layers [38]. In the presence of complex geometry and local mesh refinement, local time-stepping methods permit to overcome the stringent local CFL stability condition without sacrificing explicitness [21, 24]. The CMCG approach can also compute solutions for multiple frequencies in “one shot”, that is at the cost of a single solve, as proposed in [38].

REFERENCES

1. R. Adams and J. Fournier, *Sobolev spaces*, Academic Press, 2003.
2. P.R. Amestoy, C. Ashcraft, O. Boiteau, A. Buttari, J.Y. L'Excellent, and C. Weisbecker, *Improving multifrontal methods by means of block low-rank representations*, SIAM J. Sci. Comput. **37** (2015), no. 3, A1451–A1474.
3. P.R. Amestoy, I.S. Duff, and J.Y. L'Excellent, *Multifrontal parallel distributed symmetric and unsymmetric solvers*, Comput. Methods Appl. Mech. Engrg. **184** (2000), 501–520.
4. F. Assous, P. Ciarlet, and S. Labrunie, *Mathematical foundations of computational electromagnetism*, Springer, 2018.
5. C. Bardos and J. Rauch, *Variational algorithms for the Helmholtz equation using time evolution and artificial boundaries*, Asymp. Anal. **9** (1994), 101–117.
6. M. Bonazzoli, V. Dolean, I.G. Graham, E.A. Spence, and P.H. Tournier, *Domain decomposition preconditioning for the high-frequency time-harmonic Maxwell equations with absorption*, Math. Comp. **88** (2019), no. 320, 2559–2604.
7. Marie-Odile Bristeau, Roland Glowinski, Jacques Périaux, and Tuomo Rossi, *3D Harmonic Maxwell Solutions on Vector and Parallel Computers using Controllability and Finite Element Methods*, Research Report RR-3607, INRIA, 1999, Projet M3N.
8. M.O. Bristeau, R. Glowinski, and J. Périaux, *On the numerical solution of the Helmholtz equation at large wave numbers using exact controllability methods. Application to scattering*, Contemp. Math. **157** (1994), 399–419.
9. ———, *Controllability methods for the computation of time-periodic solutions; application to scattering*, J. Comput. Phys. **147** (1998), 265–292.
10. T. Chaumont-Frelet and S. Nicaise, *Wavenumber explicit convergence analysis for finite element discretizations of general wave propagation problems*, IMA J. Numer. Anal., in press (2019).

11. P.G. Ciarlet, *Introduction to numerical linear algebra and optimisation*, Cambridge university press, 1989.
12. D. Colton and R. Kress, *Inverse acoustic and electromagnetic scattering theory*, Springer, 2012.
13. O.G. Ernst and M.J. Gander, *Why it is difficult to solve Helmholtz problems with classical iterative methods*, Numerical analysis of multiscale problems, Springer, 2012, pp. 325–363.
14. P. Fernandes and G. Gilardi, *Magnetostatic and electrostatic problems in inhomogeneous anisotropic media with irregular boundary and mixed boundary conditions*, Math. Meth. Appl. Sci. **47** (1997), no. 4, 2872–2896.
15. L. Fezoui, S. Lanteri, S. Lohrengel, and S. Piperno, *Convergence and stability of a discontinuous Galerkin time-domain method for the 3D heterogeneous Maxwell equations on unstructured meshes*, ESAIM Math. Model. Numer. Anal. **39** (2005), no. 6, 1149–1176.
16. M.J. Gander, I.G. Graham, and E.A. Spence, *Applying GMRES to the Helmholtz equation with shifted Laplacian preconditioning: what is the largest shift for which wavenumber-independent convergence is guaranteed?*, Numer. Math. **131** (2015), 567–614.
17. C. Geuzaine and J.F. Remacle, *Gmsh: A 3D finite element mesh generator with built-in pre- and post-processing facilities*, Int. J. Numer. Meth. Engrg. **79** (2009), 1309–1331.
18. V. Girault and P.A. Raviart, *Finite element methods for Navier-Stokes equations: theory and algorithms*, Springer-Verlag, 1986.
19. I.G. Graham, O.R. Pembery, and E.A. Spence, *The Helmholtz equation in heterogeneous media: a priori bounds, well-posedness and resonances*, J. Differential Equations **266** (2019), 2869–2923.
20. D.J. Griffiths, *Introduction to Electrodynamics*, Prentice Hall, 1999.
21. M.J. Grote, M. Mehlin, and T. Mitkova, *Runge–Kutta-based explicit local time-stepping methods for wave propagation*, SIAM J. Sci. Comput. **37** (2015), A747–A775.
22. M.J. Grote, F. Nataf, J.H. Tang, and P.H. Tournier, *Parallel controllability methods for the Helmholtz equation*, Comput. Methods Appl. Mech. Engrg. **362** (2020), 112846.
23. M.J. Grote, A. Schneebeli, and D. Schötzau, *Interior penalty discontinuous Galerkin method for Maxwell's equations: energy norm error estimates*, J. Comp. Appl. Math. **204** (2007), 375–386.
24. M.J. Grote and J.H. Tang, *On controllability methods for the Helmholtz equation*, J. Comp. Appl. Math. **358** (2019), 306–326.
25. J.S. Hesthaven and T. Warburton, *Nodal high-order methods on unstructured grids. Part I. Time-domain solution of Maxwell's equations*, J. Comput. Phys. **181** (2002), 1266–1288.
26. R. Hiptmair, A. Moiola, and I. Perugia, *Stability results for the time-harmonic Maxwell equations with impedance boundary conditions*, Math. Meth. Appl. Sci. **21** (2010), no. 11, 2263–2287.
27. S. Kähkönen, R. Glowinski, T. Rossi, and R.A. Mäkinen, *Solution of time-periodic wave equation using mixed finite elements and controllability techniques*, J. Comput. Acous. **19** (2011), no. 4, 335–352.
28. L. Li, S. Lanteri, and R. Perrussel, *A hybridizable discontinuous Galerkin method combined to a Schwarz algorithm for the solution of 3d time-harmonic Maxwell's equations*, J. Comput. Phys. **256** (2014), 563–581.
29. J.L. Lions, *Exact controllability, stabilization and perturbations for distributed systems*, SIAM review **30** (1988), no. 1, 1–68.
30. J.M. Melenk and S. Sauter, *Wavenumber explicit hp-FEM analysis of Maxwell's equations with transparent boundary conditions*, Foundations of Computational Mathematics **49** (2020), no. 3, 1210–1243.
31. A. Moiola and E.A. Spence, *Electromagnetic transmission problems: wavenumber-explicit bounds*, Presented at MAFELAP, 2019.
32. P. Monk, *Finite element methods for Maxwell's equations*, Oxford science publications, 2003.
33. C.S. Morawetz, *The limiting amplitude principle*, Comm. Pure Appl. Math. **XV** (1962), 349–361.
34. D. Appellö, F. Garcia, and O. Runborg, *WaveHoltz: Iterative solution of the Helmholtz equation via the wave equation*, SIAM J. on Sc. Comp. **42** (2020), no. 4, A1950–A1983.
35. A. Pazy, *Semigroups of linear operators and applications to partial differential equations*, Springer-Verlag, 1983.
36. Z. Peng and D. Appellö, *EM-WaveHoltz: A flexible frequency-domain method built from time-domain solvers*, arXiv [math.NA] 2103.14789, 2021.
37. A. Taflov and S.C. Hagness, *Computational electrodynamics the finite-difference time-domain method*, Artch house, 2005.
38. J.H. Tang, *Solving forward and inverse Helmholtz equations via controllability methods*, Ph.D. thesis, Universität Basel, 2020.
39. P. Tsuji, B. Engquist, and L. Ying, *A sweeping preconditioner for time-harmonic Maxwell's equations with finite elements*, J. Comp. Phys. **231** (2012), 3770–3783.
40. K. Yee, *Numerical solution of initial boundary value problems involving Maxwell's equations in isotropic media*, IEEE Trans. Antennas Propag. **16** (1966), 302–307.