

Subgroup Fairness in Two-Sided Markets

Quan Zhou¹, Jakub Marecek², and Robert N. Shorten^{1,3}

¹University College Dublin, Ireland.

²Czech Technical University in Prague, the Czech Republic.

³Imperial College London, UK.

October 12, 2021

Abstract

It is well known that two-sided markets are unfair in a number of ways. For instance, female workers at Uber earn less than their male colleagues per mile driven. Similar observations have been made for other minority subgroups in other two-sided markets.

Here, we suggest a novel market-clearing mechanism for two-sided markets, which promotes equalisation of the pay per hour worked across multiple subgroups, as well as within each subgroup. In the process, we introduce a novel notion of subgroup fairness (which we call Inter-fairness), which can be combined with other notions of fairness within each subgroup (called Intra-fairness), and the utility for the customers (Customer-Care) in the objective of the market-clearing problem. While the novel non-linear terms in the objective complicate market clearing by making the problem non-convex, we show that a certain non-convex augmented Lagrangian relaxation can be approximated to any precision in time polynomial in the number of market participants using semi-definite programming. This makes it possible to implement the market-clearing mechanism efficiently. On the example of driver-ride assignment in an *Uber*-like system, we demonstrate the efficacy and scalability of the approach, and trade-offs between Inter- and Intra-fairness.

1 Introduction

As the two-sided markets [1, 2] of the so-called “gig economy” grow, fairness thereof is becoming important both from ethical and legal stand points [3–6]. For example, the (former) chief economist of Uber [7] documented a roughly 7% gender earnings gap amongst drivers, but contented that the gender earning gap might be due to men picking their time and location of rides better, and also due to men accumulating experience quickly [7, 8], considering that men can work more hours per week than women in the study. Indeed, many other studies [9] show that women are much less likely than men to work regularly in

two-sided markets. It was recently reported that in the US, gig work constituted a lower share of total earnings for women than for men: [10] report 16%, versus 23% for men. In the UK, [11] found that 75% of female gig workers earned less than £11,500 per annum, compared with 61% of all workers. Although these issues have been longstanding in labour-market structures, the COVID-19 pandemic has set women’s labour force participation back more than 30 years, according a report from U.S. Department of Labour [12] and exposed the urgent need for better solutions that support all working women. We aim to develop market-clearing mechanisms for two-sided markets that would explicitly improve subgroup fairness, while being efficiently computable.

In the context of a two-sided market, where workers are matched with jobs by a matching platform, we define the efforts to provide better services to both sides as Worker-Care and Customer-Care, respectively. From the perspective of workers, we suggest one should like to distinguish between the following two notions of fairness:

- 1) Intra-fairness: Motivated by concepts such as Proportional Fairness in [13], Intra-fairness purses the proportional parity of worker utility (e.g., salary and allowance) such that over time, the accumulated utility, proportional to the workload (e.g, working hours and active time) for every worker, should be equalised.
- 2) Inter-fairness: By analogy with demographic parity, our notion of Inter-fairness strives to ensure that the proportion of accumulated utility to the workload should to be equalised across the (majority and minority) subgroups. A typical example of Inter-fairness would be closing up the gender gap of accumulated utility, proportional to the workload. In the context of this notion of fairness, overlapping subgroups [14] can also be accommodated.

Related notions are well known in classification problems [15]. While there have been some attempts to equalise the pay and opportunity across all workers [13, 16, 17] (Intra-fairness, to use our terms), the notion of subgroup fairness (or Inter-fairness) has received very little attention. In contrast, we aim to equalise the pay per hour worked both across subgroups based on gender, ethnicity, or other sensitive attributes, as required by current or proposed [18] legislation, and within each subgroup.

Notice that the notion of Intra-fairness might be in conflict with Inter-fairness, but that it may be possible to improve one of the objectives without worsen the other too much. We present a natural formulation of the market-clearing problem utilising a weighted sum of these objectives, and its augmented Lagrangian relaxation formulation. We also illustrate the trade-off between Intra- and Inter-fairness computationally.

2 Related Work

The last few years have seen an unprecedented explosion in attention of fairness [19, 20, 16, 21, 14, 22, 23, e.g.] in artificial intelligence and machine learning. Much of the work focuses on classification [24, 19, 20, 22, e.g.] and recommendation systems [25, 17, e.g.], and specifically on notions of subgroup fairness therein. One can request a classifier’s statistic, such as raw positive classification rate (also sometimes known as statistical parity), false positive and false negative rates, to be equalised across the subgroups so that the error caused by the algorithm be proportionately spread across subgroups. Trivially, one aim to achieve this by “fairness under unawareness”, where the protected attributes are not given. The shortcoming of this approach is obvious when there are some other features related to protected attributes and those features could be used to predict the protected attributes. The notions of “equal opportunity” in [19] and “counterfactual fairness ” of [26] require the predictor to be unrelated to protected attributes. In other words, they can be seen as the revised version of unawareness that gets rid of the effects of those unobserved features related to protected attributes. In contrast, “demographic parity” requires the proportion of each segment of a protected class (e.g., gender) should receive the positive outcome at equal rates, although this might be unfair in the case of unbalanced distributions of features between advantaged and disadvantaged subgroups, even in the absence of biases.

Independently, the individual definition of fairness asks for constraints to equalise the outcome across all pairs of individuals, rather than across subgroups. In other words, it requires that “similar individuals should be treated similarly” [24]. This notion of fairness has been considered by [13, 16] in the context of ride-hailing, in two papers most closely related to ours, albeit with exponential-time solvers for the simpler market-clearing problem. Considering that there are multiple conflicting notions of fairness possible, we should like to consider these, and to provide efficient market-clearing mechanisms.

3 Modelling Fairness in Two-Sided Markets

Two-sided markets [1] model platforms that enable the interaction between the two sides: customers submitting jobs $i \in \mathcal{C}_t$, for $t \in \mathcal{T}^+$, and workers $j \in \mathcal{D}$. For example, the system of Uber can be modelled as a two-sided market with direct connections. In this case, workers would be Uber drivers and jobs can be the rides of customers. Note that jobs are assumed to be independent from each other, although one customer might offer multiple jobs.

3.1 Notation

In period t , a list of jobs $i \in \mathcal{C}_t$ are offered with payment pay_t^i for each job to all workers $j \in \mathcal{D}$ in the two-sided market. A binary variable A_t^j indicating all workers’ availability in period t , i.e., $A_t^j = 1$ if worker j is online and waiting

for a job in period t . Accordingly, we split all workers \mathcal{D} into two sets: $\mathcal{D}^{A_t=1}$ and $\mathcal{D}^{A_t=0}$, by their availability such that all available workers in period t are in set $\mathcal{D}^{A_t=1}$ and unavailable ones in set $\mathcal{D}^{A_t=0}$. Further, another binary variable $M_t^{(i,j)}$ is set to be 1 if worker j is assigned job i in period t . Note that worker j cannot get any jobs if she is offline and we assume that one worker can get at most one job in a single period, thus $\sum_{i \in \mathcal{C}_t} M_t^{(i,j)} \leq A_t^j$, for $j \in \mathcal{D}, t \in \mathcal{T}^+$. Also, each job must be matched with exactly one worker, such that $\sum_{j \in \mathcal{D}} M_t^{(i,j)} = 1$, for $i \in \mathcal{C}_t, t \in \mathcal{T}^+$.

Let $d_t^{(i,j)}$ denotes the suitability between job i and worker j in period t . Specifically, $d_t^{(i,j)}$ can be regarded as the distance between worker j and the pick-up location of job i in period t , or as the (estimated) customer's waiting time for pick-up. Note that $d_t^{(i,j)}$ is normally unavailable if the worker is off-line. From the customers' point of view, their service experience ("Customer-Utility") is highly related to suitability $d_t^{(i,j)}$, especially, customers' waiting time. Here, if job i is accepted by worker j in period t , we set

$$\text{Customer-Utility} := -d_t^{(i,j)}, \quad (1)$$

for $i \in \mathcal{C}_t$. On the other hand, workers need to cover the cost of driving to pick-up location and a long wait for pick-up would negatively affect their customer reviews. For simplicity, we assume Worker-Utility j is only related to pay_t^j and $d_t^{(i,j)}$ if she receives job i in period t . But the utility would be 0 if she does not receive any jobs or she is offline. We have

$$\text{Worker-Utility } u_t^j := \sum_{i \in \mathcal{C}_t} M_t^{(i,j)} \left(\text{pay}_t^j - d_t^{(i,j)} \right), \quad (2)$$

for $j \in \mathcal{D}^{A_t=1}$ and $u_t^j := 0$, for $j \in \mathcal{D}^{A_t=0}$. In real life, the worker would rather reject a job if it cannot bring any benefit, and hence we set $u_t^j \geq 0$, for $j \in \mathcal{D}$. Also, we define U_t^j as the accumulated utility of worker j in the end of period t , such that $U_t^j = U_{t-1}^j + u_t^j$, for $t \in \mathcal{T}^+ \setminus \{0\}$ and $U_0^j = 0$, for $j \in \mathcal{D}$. Further, we define Λ_t^j to be the accumulated workload of worker j in the end of period t . For simplicity, Λ_t^j is calculated by the number of periods that worker j is available till period t : $\Lambda_t^j = \sum_{k=1}^t A_k^j$, for $j \in \mathcal{D}, t \in \mathcal{T}^+$. We denote the ratio of accumulated utility proportional to workload (U_t^j / Λ_t^j) to be the return rate of worker j til the end of period t .

3.2 Fairness Notions in Worker-Care

In a two-sided market, the platform often make efforts to provide better services for end-users, although there might be some trade-off between both sides. We can define the terms Customer-Care and Worker-Care to distinguish the efforts invested in both sides. In the case of ride-sharing platforms, Customer-Care is directly set to be the sum of Customer-Utility, as in (3) and we always expect

to maximise Customer-Care.

$$\text{Customer-Care} := - \sum_{i \in \mathcal{C}_i} \sum_{j \in \mathcal{D}^{\mathcal{A}_t=1}} M_t^{(i,j)} \times d_t^{(i,j)}, \quad (3)$$

We have a detailed discussion of Worker-Care in the following text.

Parity of Worker-Utility: One would like to assure that for all pairs (j_1, j_2) of workers, the difference in the accumulated utilities $U_t^{j_1}, U_t^{j_2}$ is as small as possible. However, to pursue superficial equality of worker utility regardless of the difference in active time does not reward hard work and technical excellence. Suppose a worker who works every day earns the same amount as the other worker who works one day in a week, this is unfair indeed. Hence, we would like to skip this notion.

Intra-fairness: Proportional Parity of Worker-Utility: Alternatively, the notion of Intra-fairness asks for proportional parity of Worker-Utility. One would like to assure that for all pairs (j_1, j_2) of workers, the difference between the return rates $U_t^{j_1}/\Lambda_t^{j_1}$ and $U_t^{j_2}/\Lambda_t^{j_2}$ is as small as possible.

The pairwise differences can be evaluated in a number of ways. A large family of such measures of inequality in a population, due to [27], is known as the generalised entropy indices $\text{GE}(\alpha), \alpha \in \mathbb{R}$. The earlier indices developed by [28, 29] are special cases of $\text{GE}(1), \text{GE}(0)$ within this family. Another popular measure of inequality is the Gini index, for which we use the aggregate-value formulation of [30], instead of the formula from the World Bank [31], which requires probability distribution of incomes or ranking of incomes. In addition, we also compare against another, linearised notion of proportional parity, which has been proposed by [13].

In general, we denote the term representing Intra-fairness till period $t \in \mathcal{T}^+$ by **Intra-Fair** $_t$, and define it case-wise:

$$\text{Intra-Fair}_t = \begin{cases} \frac{1}{\alpha(\alpha-1)|\mathcal{D}|} \sum_{j \in \mathcal{D}} \left(\left(\frac{U_t^j}{\Lambda_t^j \times \mu_t} \right)^\alpha - 1 \right) & \text{for } \text{GE}(\alpha)_t \\ \frac{1}{|\mathcal{D}|} \sum_{j \in \mathcal{D}} \frac{U_t^j}{\Lambda_t^j \times \mu_t} \ln \frac{U_t^j}{\Lambda_t^j \times \mu_t} & \text{for } \text{GE}(1)_t \\ \frac{1}{|\mathcal{D}|} \sum_{j \in \mathcal{D}} \ln \frac{\Lambda_t^j \times \mu_t}{U_t^j} & \text{for } \text{GE}(0)_t \\ \frac{1}{2\mu_t|\mathcal{D}|^2} \sum_{j_1, j_2 \in \mathcal{D}} \left| \frac{U_t^{j_1}}{\Lambda_t^{j_1}} - \frac{U_t^{j_2}}{\Lambda_t^{j_2}} \right| & \text{for } \text{Gini}_t \\ \sum_{j \in \mathcal{D}} \left| \max_{k \in \mathcal{D}} \frac{U_{t-1}^k}{\Lambda_{t-1}^k} - \frac{U_t^j}{\Lambda_t^j} \right| & \text{for linearised} \end{cases} \quad (4)$$

where $\alpha \neq 0, 1$ and $\mu_t := \frac{1}{|\mathcal{D}|} \sum_{j \in \mathcal{D}} U_t^j / \Lambda_t^j$ is the average return rate till period t . Lower Intra-fairness indicates higher equality and zero Intra-fairness means absolute equality.

Inter-fairness: Gender Gap of Worker-Utility: The notion of Inter-fairness requests the proportional parity of Worker-Utility among subgroups. If we pick one worker randomly from each subgroup, the difference among their the return rates is as small as possible.

Considering the gender earnings gap among workers, we split the set of workers \mathcal{D} into two subgroups: $\mathcal{D}^{(f)}$ for female worker, $\mathcal{D}^{(m)}$ for male workers. So far, we have defined the set of subgroups $\mathcal{S} := \{f, m\}$ and an element of \mathcal{S} is denoted by s . Correspondingly, we have the average return rate for each subgroup: $\mu_t^{(s)} = \frac{1}{|\mathcal{D}^{(s)}|} \sum_{j \in \mathcal{D}^{(s)}} U_t^j / \Lambda_t^j$, for $s \in \mathcal{S}$.

An important property of GE index allows one to decompose overall inequality into inequality within subgroups and the differences between subgroups [32, 33], such that

$$\text{GE}(1)_t = \underbrace{\sum_{s \in \mathcal{S}} \nu^{(s)} \omega_t^{(s)} \text{GE}(1)_t^{(s)}}_{\text{within subgroup term}} + \underbrace{\sum_{s \in \mathcal{S}} \nu^{(s)} \omega_t^{(s)} \ln \omega_t^{(s)}}_{\text{between subgroup term}}, \quad (5)$$

$$\text{GE}(0)_t = \underbrace{\sum_{s \in \mathcal{S}} \nu^{(s)} \text{GE}(0)_t^{(s)}}_{\text{within subgroup term}} + \underbrace{\sum_{s \in \mathcal{S}} \nu^{(s)} \ln \frac{1}{\omega_t^{(s)}}}_{\text{between-subgroup term}}, \quad (6)$$

where $\nu^{(s)} := \frac{|\mathcal{D}^{(s)}|}{|\mathcal{D}|}$ and $\omega_t^{(s)} := \frac{\mu_t^{(s)}}{\mu_t}$. Note that $\text{GE}(1)_t^{(s)}$, $\text{GE}(0)_t^{(s)}$ are $\text{GE}(1)$ and $\text{GE}(0)$ indices of subgroup s in period t but we will not use them in the following text. The between-subgroup terms of $\text{GE}(1)$, $\text{GE}(0)$ indices in equations (5)-(6) can give us some ideas on defining gender gap of Worker-Utility. We gather all ideas above with a straightforward definition to be **Inter-Fair** $_t$ till period $t \in \mathcal{T}^+$ in (7).

$$\text{Inter-Fair}_t := \begin{cases} 1. \sum_{s \in \mathcal{S}} \nu^{(s)} \omega_t^{(s)} \ln \omega_t^{(s)} & \text{GE}(1)_t \\ 2. \sum_{s \in \mathcal{S}} \nu^{(s)} \ln \frac{1}{\omega_t^{(s)}} & \text{GE}(0)_t \\ 3. \left| \mu_t^{(f)} - \mu_t^{(m)} \right| & \end{cases} \quad (7)$$

Please note that the formula of Inter-Fair_t can be easily extended to the cases of multiple subgroups or overlapping subgroups of sensitive attributes.

4 Formulating Intra-, Inter-fairness and Customer-Care

So far, we have mentioned three objectives that we wish to maximise (Customer-Care) or minimise (Intra-fairness and Inter-Fair). However, the three objectives are usually in conflict with each other. A natural approach to multi-objective problems utilises a convexification, e.g., a weighted sum of the objectives.

The resulting natural formulation entails selecting scalar weights $\gamma^{(1)}, \gamma^{(2)}, \gamma^{(3)}$ and minimising convexified optimisation problem defined in formulation (8), in binary variables $M_t^{(i,j)}$, for $i \in \mathcal{C}_t, j \in \mathcal{D}$, and auxiliary variables u_t^j , for $j \in \mathcal{D}$. The input of formulation (8) in period t is composed of $d_t^{(i,j)}$, for $i \in \mathcal{C}_t, j \in \mathcal{D}$; A_t^j , pay_t^i , for $i \in \mathcal{C}_t$; U_{t-1}^j , Λ_t^j , for $j \in \mathcal{D}$; $|\mathcal{D}^{(s)}|$, for $s \in \mathcal{S}$; and $\gamma^{(1)}, \gamma^{(2)}, \gamma^{(3)}$.

$$\min_{M_t^{(i,j)}, u_t^j} \gamma^{(1)} \text{Intra-Fair} + \gamma^{(2)} \text{Inter-Fair} - \gamma^{(3)} \text{Customer-Care} \quad (8a)$$

$$\text{s.t.} \quad \sum_{i \in \mathcal{C}_t} M_t^{(i,j)} \left(\text{pay}_t^i - d_t^{(i,j)} \right) = u_t^j, \quad j \in \mathcal{D}^{A_t=1} \quad (8b)$$

$$0 = u_t^j, \quad j \in \mathcal{D}^{A_t=0} \quad (8c)$$

$$A_t^j - \sum_{i \in \mathcal{C}_t} M_t^{(i,j)} \geq 0, \quad j \in \mathcal{D} \quad (8d)$$

$$\sum_{j \in \mathcal{D}} M_t^{(i,j)} = 1, \quad i \in \mathcal{C}_t \quad (8e)$$

$$M_t^{(i,j)} \in \{0, 1\}, \quad i \in \mathcal{C}_t, \quad j \in \mathcal{D} \quad (8f)$$

$$u_t^j \geq 0, \quad j \in \mathcal{D} \quad (8g)$$

4.1 Augmented Lagrangian Relaxation

To optimise Formulation (8), one can utilise an augmented Lagrangian relaxation. Instead of linear equality constraints in (8b,8c,8e,8f), we can consider their violations squared.

For constraint (8b,8c,8e), their violations squared are straightforward: for instance, constraint (8c) can be transferred to $(0 - u_t^j)^2$, $j \in \mathcal{D}^{A_t=0}$. As in [34], we can bring those violations squared into the objective with positive multipliers: $\phi_j^{(1)}, \phi_j^{(2)}, \phi_i^{(3)}$ for the violation squared of constraint (8b,8c,8e). By making the multipliers larger, we penalise constraint violations more severely, thereby forcing the minimiser of the objective with quadratic penalty terms closer to the feasible region for the constrained problem.

For integrality constraints $M_t^{(i,j)} \in \{0, 1\}$ in (8e), one may consider replace it with a new constraint in (9) and bring it to the objective with a multiplier $\phi_{i,j}^{(4)}$, while one can also limit $M_t^{(i,j)}$ to be non-negative.

$$M_t^{(i,j)} \left(M_t^{(i,j)} - 1 \right) = 0. \quad (9)$$

Figure 1 suggests the resulting augmented-Lagrangian reformulation in continuous variables $M_t^{(i,j)}$, for $i \in \mathcal{C}_t, j \in \mathcal{D}$ and u_t^j , for $j \in \mathcal{D}$. Please be aware that the values of $\phi_j^{(1)}, \phi_j^{(2)}, \phi_i^{(3)}$ will be given directly in numeric illustration so they are not regarded as variables in the formulation. The input of the formulation in Figure 1 in period t is the same as that of the natural formulation (8).

Moreover, we can also consider the Lagrangian relaxation of the natural formulation (8) and lift constraints (8b-8e) to the objective with Lagrangian multipliers $\lambda_j^{(1)}, \lambda_j^{(2)}, \lambda_j^{(4)}, \lambda_i^{(3)}$ respectively. Combined with augmented-Lagrangian reformulation in Figure 1, we give a full relaxation formulation in Supplemental materials which, however, will not be used for following numeric experiment for simplicity.

$$\begin{aligned}
& \min_{M_t^{(i,j)}, u_t^j} \gamma^{(1)} \text{ Intra-Fair} + \gamma^{(2)} \text{ Inter-Fair} - \gamma^{(3)} \text{ Customer-Care} \\
& + \sum_{j \in \mathcal{D}^{A_t=1}} \phi_j^{(1)} \left(\sum_{i \in \mathcal{C}_t} M_t^{(i,j)} \left(\text{pay}_t^i - d_t^{(i,j)} \right) - u_t^j \right)^2 + \sum_{j \in \mathcal{D}^{A_t=0}} \phi_j^{(2)} \left(u_t^j \right)^2 \\
& + \sum_{i \in \mathcal{C}_t} \phi_i^{(3)} \left(\sum_{j \in \mathcal{D}} M_t^{(i,j)} - 1 \right)^2 + \sum_{i \in \mathcal{C}_t} \sum_{j \in \mathcal{D}} \phi_{i,j}^{(4)} M_t^{(i,j)} \left(M_t^{(i,j)} - 1 \right) \\
\text{s.t. } & A_t^j - \sum_{i \in \mathcal{C}_t} M_t^{(i,j)} \geq 0, \quad j \in \mathcal{D}; \\
& M_t^{(i,j)} \geq 0, \quad i \in \mathcal{C}_t, \quad j \in \mathcal{D}; \quad u_t^j \geq 0, \quad j \in \mathcal{D};
\end{aligned}$$

Figure 1: The augmented-Lagrangian reformulation of the natural formulation (8) in continuous variables $M_t^{(i,j)}$, for $i \in \mathcal{C}_t, j \in \mathcal{D}$ and u_t^j , for $j \in \mathcal{D}$. The input is the same as that of the natural formulation (8).

4.2 Efficient Approximability to Any Precision

Interestingly, one can optimise over the non-convex augmented Lagrangian of Figure 1 to any fixed precision in polynomial time. Formally, for any $\epsilon > 0$, one can approximate the solution of the non-convex non-linear optimisation problem in Figure 1 to ϵ precision on the Turing machine in time polynomial in the dimension. The proof follows from Theorem 2 of [34] and Theorems 5.1 and 5.2 of [35]. In particular, the Figure 1 plays the role of the equivalent problem P_E in Figure 1 and we can approximate the semidefinite programming (SDP) relaxation B3 of [34] to any fixed precision in polynomial time, following the reasoning of Remark 5.1 of [35].

Notice that without considering the details of the bit-complexity of the representation of the solution, one could apply standard convergence analyses of primal-dual interior point methods for SDP bound B3 of Theorem 2 of [34], instead of the results of [35].

Notice that across both the natural integer-programming formulation (8) and the SDP relaxation of Figure 1, it is hard to prove tracking (regret) guarantees [23] for on-line solvers for the time-varying problem. In the case of the convex SDP, this may seem surprising, but [36] have recently shown that even under strong assumptions on the regularity of the SDP (Slater's and LICQ and continuity of the changes to the input, e.g., only due to movements of the drivers), the trajectory of solutions may be non-differentiable, there may be bifurcations, and certain other irregular behaviours. This seems to rule out many traditional approaches [37] of time-varying convex optimisation.

5 Experiments

Experimentally, we set out to answer these questions:

- Q1. What combination of the individual measures of Intra- and Inter-fairness in an objective function of the market-clearing mechanism works the best, with respect to the individual measures of Intra- and Inter-fairness?
- Q2. What is the trade-off between the Intra- and Inter-fairness?

In the Supplemental material, we also address other questions, such as: Can the proposed market-clearing mechanism be implemented efficiently? How stable is the trade-off in cross-validation? To answer these questions, we have implemented:

- the augmented Lagrangian formulation of Figure 1 using the `tssos` library¹ of Wang et al [38, 39, 38] following Section 4.2. For reference, we have also implemented the non-convex version using IBM CPLEX Optimizer Python API (CPLEX).
- the natural formulation (8) in two modelling frameworks: IBM CPLEX Optimizer Python API and IBM Decision Optimisation CPLEX Optimizer API for Python (DOcplex).

Subsequently, we used:

- IBM CPLEX Optimizer as Mixed Integer Linear Programming (MILP) solver via its native API. This provides global optima of (8), but in the worst case, in exponential time.
- IBM CP Optimizer as a Constraint Programming (CP) solver via DOcplex. This does not provide guarantees of global optimality.
- SDPA as an SDP solver via the `tssos` library. This provides global optima of Figure 1 in the worst case in polynomial time, as discussed in Section 4.2. As the degrees of objective and constraints in Figure 1 are all less or equal to 2, we used the first order of the correlative and term sparsity exploiting moment/SOS (CS-TSSOS) hierarchy [38].

We include the comparison of runtime across the 3 solvers and 2 formulations in the Supplemental material, which shows that the augmented Lagrangian relaxation does improve the runtime, compared with the exponential-time algorithms of [13] for optimising Proportional Fairness.

We tested the methods on a subset of the well-known **2018 Yellow Taxi Trip Dataset**², which were collected and provided to the NYC Taxi and Limousine Commission (TLC) by technology providers authorised under the Taxicab &

¹<https://github.com/wangjie212/TSSOS>

²<https://data.cityofnewyork.us/Transportation/2018-Yellow-Taxi-Trip-Data/t29m-gskq> under licence <http://www1.nyc.gov/home/terms-of-use.page>

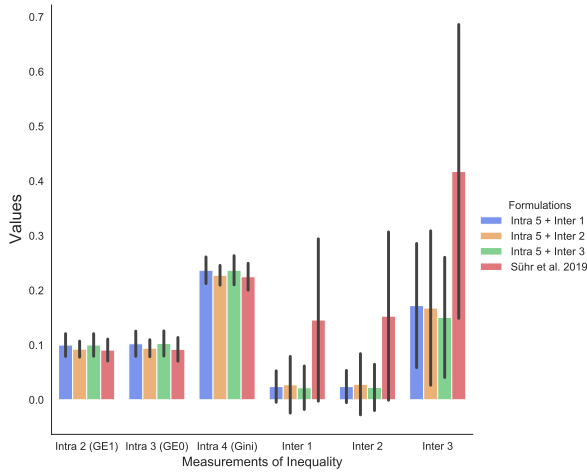


Figure 2: Experimental results of four formulations implemented for 30 times (4×30 runs in total), in DOpplex, with the same batch of NYC taxi dataset but different $d_t^{(i,j)}$ for each run. The mean values of six indices for the 30 implementations are denoted as bars while the black horizontal line on top of each bar denotes mean \pm one standard deviation.

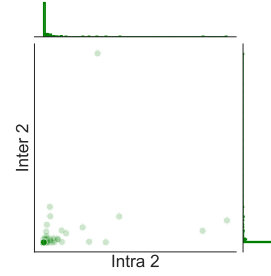


Figure 3: The distributions of Intra 2 and Inter 2 trade-off from 100 trials with formulation Intra 5 + Inter 3 (L). Each dot represents the values of Intra 2 and Inter 2 measured *post hoc* for the result of a trial. The histograms on top and on left show the distributions of Intra 2 and Inter 2 for 100 trials, respectively.

Livery Passenger Enhancement Programs (TPEP/LPEP). This dataset includes fields capturing pick-up and drop-off dates/times, pick-up and drop-off locations, trip distances, itemised fares, rate types, payment types, and driver-reported passenger counts. While the dataset is large, the matching of rides to drivers is typically run frequently, for small batches of rides and drivers. Indeed: making the batches larger would leave both customers and drivers to wait longer for their matches. Even during the rush hour, it may be preferable to narrow down the search area (to a few closest drivers) and utilise the same small batch sizes. We have hence run a repeated k -fold cross-validation with randomly chosen batches from the dataset. (See Section 5.2 and Supplemental material for the details.)

To formalise each batch: Suppose there are 5 jobs in period t , i.e., $\mathcal{C}_t = \{i_0, \dots, i_4\}$. We have 5 workers in the system in total, i.e., $\mathcal{D} = \{j_0, \dots, j_4\}$, among which j_2, j_4 are females. Hence, $|\mathcal{D}| = 5, |\mathcal{D}^{(f)}| = 2, |\mathcal{D}^{(m)}| = 3$. All workers are all available in period t , thus $A_t^j = 1$, for $j \in \mathcal{D}$. For simplicity, we assume in period t all workers are new to the system, hence their accumulated utility U_{t-1}^j and accumulated active time Λ_{t-1}^j are zero. We define the maximal return rate til period $t-1$ as $m_{t-1} := \max_{k \in \mathcal{D}} U_{t-1}^k / \Lambda_{t-1}^k$. The values of $\text{pay}_t^i, i \in \mathcal{C}_t$ correspond to the trip distances within the batch. The values of $d_t^{(i,j)}, i \in \mathcal{C}_t, j \in \mathcal{D}$ are uniform random variables from the interval of $[0, 0.5]$. $\phi_j^{(1)}, \phi_i^{(2)}$

are both set to 10 in following experiments so that the optimum of Augmented-Lagrangian relaxation in Figure 1 can be reached. We do not consider Customer-Care in experiments focusing on the trade-off between notions of fairness and set $\gamma^{(3)}$ to 0 across all formulations.

5.1 A Comparison of the Notions of Fairness

To answer Q1, notice that we have three types of Inter-fairness in (7), which are called Inter 1,..., Inter 3, and five types of Intra-fairness in (4), which are called Intra 1, ..., Intra 5. We can optimise with respect to a combination of these, and evaluate the Optimizer with respect to any of these fairness measures *post hoc*. To reduce the number of comparisons to be made, but to preserve the comparability with the results of [13], who minimise Intra 5 without considering Inter-fairness, we use Intra 5 in the objective throughout, possibly combined with Inter 1, Inter 2 or Inter 3 with equal weights. This way, we obtain four explicit formulations: Intra 5 + Inter 1, Intra 5 + Inter 2, Intra 5 + Inter 3, and ‘‘Sühr et al. 2019’’, where $\gamma^{(2)} = 0$ and $\gamma^{(1)} = 1$.

In Figure 2, we compare the four formulations, as suggested by four different colours, in terms of mean values of Intra 2 ($GE(1)_t$), Intra 3 ($GE(0)_t$), Intra 4 ($Gini_t$), and Inter 1, Inter 2, Inter 3 for 30 runs, as suggested by the bars. The four formulations are implemented for 30 times each (4×30 runs in total) in IBM[®] Decision Optimisation CPLEX Optimizer Modelling for Python (DOcplex), with the same batch randomly chosen from the dataset but different $d_t^{(i,j)}$ for each run. Each experiment gives a matching of workers and jobs, from which we can calculate the values of Intra 2 ($GE(1)_t$), Intra 3 ($GE(0)_t$), Intra 4 ($Gini_t$), and Inter 1, Inter 2, Inter 3 for each implementation. The black vertical line on top of each bar suggests mean \pm one standard deviation.

In terms of Intra-fairness, we included Intra 5 in the objective throughout, and the results are comparable across all four formulations and all three measures of Intra-fairness used in the evaluation. In terms of Inter-fairness, however, we show that including the Inter-fairness in the objective, improves the Inter 1, Inter 2, Inter 3 measures of Inter-fairness, without a detrimental impact on the Intra-fairness. The minimisation of a combination of Intra- and Inter-fairness, especially Intra 5 + Inter 3, significantly decreases Inter-fairness, does not lower measures of Intra-fairness as ‘‘Sühr et al. 2019’’. In particular, we conducted a one-way ANOVA test on index Inter 3 across the four formulations, which suggests that the mean values of index Inter 3 are significantly different ($f = 16.06, p = 8.46 \times 10^{-9}$). Especially, an independent T test between index Inter 3 of Intra 5 + Inter 3 and ‘‘Sühr et al. 2019’’ shows that Intra 5 + Inter 3 has a significant effect on improving Inter-fairness ($t = -4.95, p = 6.69 \times 10^{-6}$).

5.2 A Trade-off between Intra- & Inter-fairness

To answer Q2, notice that Intra-, Inter-fairness, and Customer-Care objectives are in conflict, but we can trace the set of Pareto optimal solutions. Pareto optimal solutions provide an optimal trade-off between multiple objectives, in

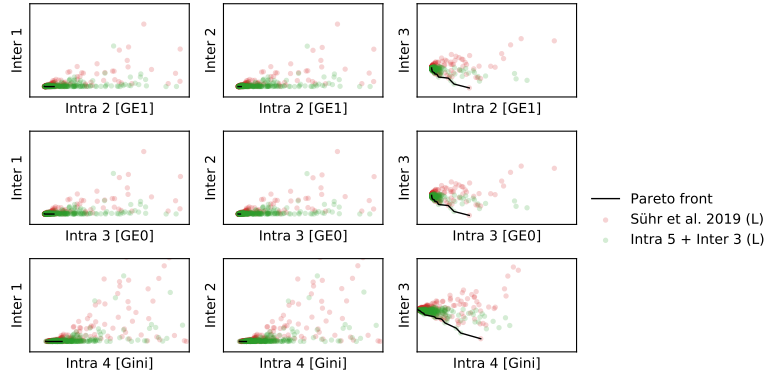


Figure 4: An illustration of the trade-off between Intra- and Inter-fairness in a single trial. The position of each dot represent the value of Intra- and Inter-fairness from one experiment using the implementation of the augmented-Lagrangian formulation in Figure 1 in `tssos`. Red dots suggest the use of $\gamma^{(1)} = 1, \gamma^{(2)} = 0$, as in [13]. Green dots suggest the use of Intra 5 + Inter 3 (L). The Pareto front is shown by a black curve. See the Supplemental material for further details.

the sense that it is not possible to improve one objective without detriment to another objectives. The set of all Pareto optimal solutions is known as the Pareto front.

Here, we focus on the trade-off between Intra- and Inter-fairness, while the same procedures can be extended to Customer-Care too. (See [15, 20].) For the formulation “Intra 5 + Inter 1”, the value of $\gamma^{(1)}$ is uniformly sampled from $[0.5, 0.9]$ with the interval of 0.1 and $\gamma^{(2)}$ is set to $1 - \gamma^{(1)}$. Note that the term “(L)” in the legend shows that we use the augmented Lagrangian formulation in Figure 1 instead of the natural formulation (8) for implementation. In “Sühr et al. 2019”, we take $\gamma^{(1)} = 1, \gamma^{(2)} = 0$. For each formulation, we run 250 times with a batch chosen randomly from the dataset being the same across the two formulations.

In Figure 4, we present the results of each run of an experiment using `tssos` with one dot. For each experiment, we calculate the values of Intra 2,...,Intra 4 and Inter 1,...,Inter 3 from the results *post hoc*. We use the results to position the dots in the corresponding sub-plots. The results of “Sühr et al. 2019 (L)” [13], which are shown in red dots, are overwhelmingly dominated by the results of our formulation Intra 5 + Inter 3 (L), which are shown by green dots. Correspondingly, Pareto front, which is shown by a black curve, is composed mostly of results of Intra 5 + Inter 3 (L). While this results should not be particularly surprising, it suggests that Inter-fairness can be included in the objective without any harm in terms of Intra-fairness.

Since each batch contains only 5 jobs, there might be concerns about whether it can be representative of the behaviour on the Yellow Taxi Trip Dataset. We

have hence performed additional trials, where in each trial, a new batch is sampled from the Yellow Taxi Trip Dataset as described above and used across all implementations. In Figure 3, we present the distributions of Intra 2 and Inter 2 trade-off from 100 trials with Intra 5 + Inter 3 (L) ($\gamma^{(1)} = \gamma^{(2)} = 0.5$). Each dot represents the values of Intra 2 and Inter 2 of one trial. The histograms on top and one left side show the distribution of Intra 2 and Inter 2 of the 100 trials. We include the pseudo code for the cross-validation and the trade-off plots between all other Intra-fairness and Inter-fairness notions in the Supplemental material.

6 Conclusions

We have introduced the notion of Inter-fairness across subgroups in a two-sided market, in addition to Intra-subgroup fairness, among individuals within a subgroup. We have explored the trade-off between Intra-group and Inter-group fairness on the example of a ride-hailing using Yellow Taxi Trip Dataset. Furthermore, we have shown that considering both objectives at the same time is possible within the market clearing, and leads to a an efficiently approximable non-convex augmented Lagrangian formulation. We have presented promising computational results for several numerical routines; an approach considering a convex combination of objectives Intra 5 and Inter 3 seemed particularly promising.

We hope that the notion, the insights, and algorithms may be applicable across a range of two-sided markets, such as online labour platforms and college admissions, and perhaps extended towards comprehensive framework for multiple fairness criteria, such as the fairness resolution model in [40] and the permutation testing framework in [41]. One could also consider robust [22, 21] extensions.

Acknowledgements

Quan’s and Bob’s work has been supported by the Science Foundation Ireland under Grant 16/IA/4610. Jakub acknowledges funding from RCI (reg. no. CZ.02.1.01/0.0/ 0.0/16_019/0000765) supported by the European Union. We are grateful to Angela Zhang for her kind reading of the manuscript.

References

- [1] J.-C. Rochet and J. Tirole, “Defining two-sided markets,” Citeseer, Tech. Rep., 2004.
- [2] —, “Two-sided markets: a progress report,” *The RAND journal of economics*, vol. 37, no. 3, pp. 645–667, 2006.
- [3] A. R. Barzilay and A. Ben-David, “Platform inequality: gender in the gig-economy,” *Seton Hall L. Rev.*, vol. 47, p. 393, 2016.

- [4] N. Van Doorn, “Platform labor: on the gendered and racialized exploitation of low-income service work in the ‘on-demand’ economy,” *Information, Communication & Society*, vol. 20, no. 6, pp. 898–914, 2017.
- [5] C. Liang, Y. Hong, B. Gu, and J. Peng, “Gender wage gap in online gig economy and gender differences in job preferences,” *Available at SSRN 3266249*, 2018.
- [6] E. Bokányi and A. Hannák, “Understanding inequalities in ride-hailing services through simulations,” *Scientific reports*, vol. 10, no. 1, pp. 1–11, 2020.
- [7] C. Cook, R. Diamond, J. Hall, J. A. List, and P. Oyer, “The gender earnings gap in the gig economy: Evidence from over a million rideshare drivers,” National Bureau of Economic Research, Tech. Rep., 2018.
- [8] M. Bertrand, C. Goldin, and L. F. Katz, “Dynamics of the gender gap for young professionals in the financial and corporate sectors,” *American economic journal: applied economics*, vol. 2, no. 3, pp. 228–55, 2010.
- [9] A. Hunt and E. Samman, “Gender and the gig economy,” ODI Working Paper 546, Tech. Rep., 2019.
- [10] D. Farrell and F. Greig, “Paychecks, payday, and the online platform economy,” in *Proceedings. Annual Conference on Taxation and Minutes of the Annual Meeting of the National Tax Association*, vol. 109. JSTOR, 2016, pp. 1–40.
- [11] B. Balaram, J. Warden, and F. Wallace-Stephens, “Good gigs: A fairer future for the uk’s gig economy,” *London: RSA*, 2017.
- [12] J. Jones, “5 facts about the state of the gender pay gap,” [EB/OL], <https://blog.dol.gov/2021/03/19/5-facts-about-the-state-of-the-gender-pay-gap>.
- [13] T. Sühr, A. J. Biega, M. Zehlike, K. P. Gummadi, and A. Chakraborty, “Two-sided fairness for repeated matchings in two-sided markets: A case study of a ride-hailing platform,” in *Proceedings of the 25th ACM SIGKDD International Conference on Knowledge Discovery & Data Mining*, 2019, pp. 3082–3092.
- [14] F. Yang, M. Cisse, and S. Koyejo, “Fairness with overlapping groups; a probabilistic perspective,” in *Advances in Neural Information Processing Systems*, H. Larochelle, M. Ranzato, R. Hadsell, M. F. Balcan, and H. Lin, Eds., vol. 33. Curran Associates, Inc., 2020, pp. 4067–4078. [Online]. Available: <https://proceedings.neurips.cc/paper/2020/file/29c0605a3bab4229e46723f89cf59d83-Paper.pdf>
- [15] T. Speicher, H. Heidari, N. Grgic-Hlaca, K. P. Gummadi, A. Singla, A. Weller, and M. B. Zafar, “A unified approach to quantifying algorithmic unfairness: Measuring individual & group unfairness via inequality indices,”

in *Proceedings of the 24th ACM SIGKDD International Conference on Knowledge Discovery & Data Mining*, 2018, pp. 2239–2248.

- [16] N. S. Lesmana, X. Zhang, and X. Bei, “Balancing efficiency and fairness in on-demand ridesourcing,” in *Advances in Neural Information Processing Systems*, H. Wallach, H. Larochelle, A. Beygelzimer, F. d’Alché Buc, E. Fox, and R. Garnett, Eds., vol. 32. Curran Associates, Inc., 2019. [Online]. Available: <https://proceedings.neurips.cc/paper/2019/file/3070e6addcd702cb58de5d7897bfdae1-Paper.pdf>
- [17] G. K. Patro, A. Biswas, N. Ganguly, K. P. Gummadi, and A. Chakraborty, “Fairrec: Two-sided fairness for personalized recommendations in two-sided platforms,” in *Proceedings of The Web Conference 2020*, 2020, pp. 1194–1204.
- [18] C. C. Giapponi and S. A. McEvoy, “The legal, ethical, and strategic implications of gender discrimination in compensation: Can the fair pay act succeed where the equal pay act has failed?” *Journal of Individual Employment Rights*, vol. 12, no. 2, 2005.
- [19] M. Hardt, E. Price, E. Price, and N. Srebro, “Equality of opportunity in supervised learning,” in *Advances in Neural Information Processing Systems*, D. Lee, M. Sugiyama, U. Luxburg, I. Guyon, and R. Garnett, Eds., vol. 29. Curran Associates, Inc., 2016. [Online]. Available: <https://proceedings.neurips.cc/paper/2016/file/9d2682367c3935defcb1f9e247a97c0d-Paper.pdf>
- [20] M. Wick, S. Panda, and J.-B. Tristan, “Unlocking fairness: a trade-off revisited,” in *Advances in Neural Information Processing Systems*, H. Wallach, H. Larochelle, A. Beygelzimer, F. d’Alché Buc, E. Fox, and R. Garnett, Eds., vol. 32. Curran Associates, Inc., 2019. [Online]. Available: <https://proceedings.neurips.cc/paper/2019/file/373e4c5d8edfa8b74fd4b6791d0cf6dc-Paper.pdf>
- [21] P. Lahoti, A. Beutel, J. Chen, K. Lee, F. Prost, N. Thain, X. Wang, and E. Chi, “Fairness without demographics through adversarially reweighted learning,” in *Advances in Neural Information Processing Systems*, H. Larochelle, M. Ranzato, R. Hadsell, M. F. Balcan, and H. Lin, Eds., vol. 33. Curran Associates, Inc., 2020, pp. 728–740. [Online]. Available: <https://proceedings.neurips.cc/paper/2020/file/07fc15c9d169ee48573edd749d25945d-Paper.pdf>
- [22] S. Wang, W. Guo, H. Narasimhan, A. Cotter, M. Gupta, and M. Jordan, “Robust optimization for fairness with noisy protected groups,” in *Advances in Neural Information Processing Systems*, H. Larochelle, M. Ranzato, R. Hadsell, M. F. Balcan, and H. Lin, Eds., vol. 33. Curran Associates, Inc., 2020, pp. 5190–5203. [Online]. Available: <https://proceedings.neurips.cc/paper/2020/file/37d097caf1299d9aa79c2c2b843d2d78-Paper.pdf>

- [23] S. Cayci, S. Gupta, and A. Eryilmaz, “Group-fair online allocation in continuous time,” in *Advances in Neural Information Processing Systems*, H. Larochelle, M. Ranzato, R. Hadsell, M. F. Balcan, and H. Lin, Eds., vol. 33. Curran Associates, Inc., 2020, pp. 13 750–13 761. [Online]. Available: <https://proceedings.neurips.cc/paper/2020/file/9ec0cfdc84044494e10582436e013e64-Paper.pdf>
- [24] C. Dwork, M. Hardt, T. Pitassi, O. Reingold, and R. Zemel, “Fairness through awareness,” in *Proceedings of the 3rd innovations in theoretical computer science conference*, 2012, pp. 214–226.
- [25] H. Abdollahpouri, G. Adomavicius, R. Burke, I. Guy, D. Jannach, T. Kamishima, J. Krasnodebski, and L. Pizzato, “Multistakeholder recommendation: Survey and research directions,” *User Modeling and User-Adapted Interaction*, vol. 30, no. 1, pp. 127–158, 2020.
- [26] M. J. Kusner, J. Loftus, C. Russell, and R. Silva, “Counterfactual fairness,” in *Advances in Neural Information Processing Systems*, 2017, pp. 4066–4076.
- [27] A. F. Shorrocks, “The class of additively decomposable inequality measures,” *Econometrica: Journal of the Econometric Society*, pp. 613–625, 1980.
- [28] H. Theil, “The measurement of inequality by components of income,” *Economics Letters*, vol. 2, no. 2, pp. 197–199, 1979.
- [29] —, “World income inequality and its components,” *Economics Letters*, vol. 2, no. 1, pp. 99–102, 1979.
- [30] D. Mookherjee and A. Shorrocks, “A decomposition analysis of the trend in uk income inequality,” *The Economic Journal*, vol. 92, no. 368, pp. 886–902, 1982.
- [31] B. Milanovic and S. Yitzhaki, *Decomposing world income distribution: Does the world have a middle class?* The World Bank, 2001.
- [32] S. Mussard, F. Seyte, and M. Terraza, “Decomposition of gini and the generalized entropy inequality measures,” *Economics Bulletin*, vol. 4, no. 7, pp. 1–6, 2003.
- [33] R. N. Costa, S. Pérez-Duarte *et al.*, “Not all inequality measures were created equal—the measurement of wealth inequality, its decompositions, and an application to european household wealth,” European Central Bank, Tech. Rep., 2019.
- [34] S. Poljak, F. Rendl, and H. Wolkowicz, “A recipe for semidefinite relaxation for (0, 1)-quadratic programming,” *Journal of Global Optimization*, vol. 7, no. 1, pp. 51–73, 1995.
- [35] L. Porkolab and L. Khachiyan, “On the complexity of semidefinite programs,” *Journal of Global Optimization*, vol. 10, no. 4, pp. 351–365, 1997.

- [36] A. Bellon, D. Henrion, V. Kungurtsev, and J. Marecek, “Time-varying semidefinite programming: Geometry of the trajectory of solutions,” *arXiv preprint arXiv:2104.05445*, 2021.
- [37] A. Simonetto, E. Dall’Anese, S. Paternain, G. Leus, and G. B. Giannakis, “Time-varying convex optimization: Time-structured algorithms and applications,” *Proceedings of the IEEE*, vol. 108, no. 11, pp. 2032–2048, 2020.
- [38] J. Wang, V. Magron, J. B. Lasserre, and N. H. A. Mai, “Cs-tssos: Correlative and term sparsity for large-scale polynomial optimization,” *arXiv preprint arXiv:2005.02828*, 2020.
- [39] J. Wang, V. Magron, and J.-B. Lasserre, “Chordal-tssos: a moment-sos hierarchy that exploits term sparsity with chordal extension,” *arXiv preprint arXiv:2003.03210*, 2020.
- [40] P. Awasthi, C. Cortes, Y. Mansour, and M. Mohri, “Beyond individual and group fairness,” *arXiv preprint arXiv:2008.09490*, 2020.
- [41] C. DiCiccio, S. Vasudevan, K. Basu, K. Kenthapadi, and D. Agarwal, “Evaluating fairness using permutation tests,” in *Proceedings of the 26th ACM SIGKDD International Conference on Knowledge Discovery & Data Mining*, 2020, pp. 1467–1477.
- [42] J.-C. Rochet and J. Tirole, “Two-sided markets: an overview,” *Institut d’Economie Industrielle working paper*, 2004.
- [43] D. Zeng and A. Psomas, “Fairness-efficiency tradeoffs in dynamic fair division,” in *Proceedings of the 21st ACM Conference on Economics and Computation*, ser. EC ’20. New York, NY, USA: Association for Computing Machinery, 2020, p. 911–912.
- [44] R. M. Karp, U. V. Vazirani, and V. V. Vazirani, “An optimal algorithm for on-line bipartite matching,” in *Proceedings of the twenty-second annual ACM symposium on Theory of computing*, 1990, pp. 352–358.
- [45] A. Torrico, S. Ahmed, and A. Toriello, “A polyhedral approach to online bipartite matching,” *Mathematical Programming*, vol. 172, no. 1-2, pp. 443–465, 2018.
- [46] A. Bernstein, J. Holm, and E. Rotenberg, “Online bipartite matching with amortized $o(\log 2 n)$ replacements,” *Journal of the ACM (JACM)*, vol. 66, no. 5, pp. 1–23, 2019.
- [47] V. Nanda, P. Xu, K. A. Sankararaman, J. P. Dickerson, and A. Srinivasan, “Balancing the tradeoff between profit and fairness in rideshare platforms during high-demand hours,” *arXiv preprint arXiv:1912.08388*, 2019.
- [48] M. Fahrback, Z. Huang, R. Tao, and M. Zadimoghaddam, “Edge-weighted online bipartite matching,” *arXiv preprint arXiv:2005.01929*, 2020.

- [49] Z. Huang and Q. Zhang, “Online primal dual meets online matching with stochastic rewards: configuration lp to the rescue,” in *Proceedings of the 52nd Annual ACM SIGACT Symposium on Theory of Computing*, 2020, pp. 1153–1164.
- [50] Y. Li, J. Fang, Y. Zeng, B. Maag, Y. Tong, and L. Zhang, “Two-sided online bipartite matching in spatial data: experiments and analysis,” *GeoInformatica*, vol. 24, no. 1, pp. 175–198, 2020.
- [51] P. Cheng, X. Jian, and L. Chen, “An experimental evaluation of task assignment in spatial crowdsourcing,” *Proceedings of the VLDB Endowment*, vol. 11, no. 11, pp. 1428–1440, 2018.
- [52] Z. Huang, N. Kang, Z. G. Tang, X. Wu, Y. Zhang, and X. Zhu, “How to match when all vertices arrive online,” in *Proceedings of the 50th Annual ACM SIGACT Symposium on Theory of Computing*, 2018, pp. 17–29.
- [53] L. Kazemi and C. Shahabi, “Geocrowd: enabling query answering with spatial crowdsourcing,” in *Proceedings of the 20th international conference on advances in geographic information systems*, 2012, pp. 189–198.
- [54] Y. Tong, L. Wang, Z. Zimu, B. Ding, L. Chen, J. Ye, and K. Xu, “Flexible online task assignment in real-time spatial data,” *Proceedings of the VLDB Endowment*, vol. 10, no. 11, pp. 1334–1345, 2017.
- [55] L. Zhang, T. Hu, Y. Min, G. Wu, J. Zhang, P. Feng, P. Gong, and J. Ye, “A taxi order dispatch model based on combinatorial optimization,” in *Proceedings of the 23rd ACM SIGKDD international conference on knowledge discovery and data mining*, 2017, pp. 2151–2159.
- [56] Z. Huang, Z. G. Tang, X. Wu, and Y. Zhang, “Online vertex-weighted bipartite matching: Beating $1-1/e$ with random arrivals,” *ACM Transactions on Algorithms (TALG)*, vol. 15, no. 3, pp. 1–15, 2019.
- [57] Z. Huang, B. Peng, Z. G. Tang, R. Tao, X. Wu, and Y. Zhang, “Tight competitive ratios of classic matching algorithms in the fully online model,” in *Proceedings of the Thirtieth Annual ACM-SIAM Symposium on Discrete Algorithms*. SIAM, 2019, pp. 2875–2886.
- [58] J. P. Dickerson, K. A. Sankararaman, A. Srinivasan, and P. Xu, “Balancing relevance and diversity in online bipartite matching via submodularity,” in *Proceedings of the AAAI Conference on Artificial Intelligence*, vol. 33, 2019, pp. 1877–1884.
- [59] F. Ahmed, J. P. Dickerson, and M. Fuge, “Diverse weighted bipartite b-matching,” *arXiv preprint arXiv:1702.07134*, 2017.
- [60] C. Chen, L. Zheng, V. Srinivasan, A. Thomo, K. Wu, and A. Sukow, “Conflict-aware weighted bipartite b-matching and its application to e-commerce,” *IEEE Transactions on Knowledge and Data Engineering*, vol. 28, no. 6, pp. 1475–1488, 2016.

- [61] K. Fu, F. Meng, J. Ye, and Z. Wang, “Compacteta: A fast inference system for travel time prediction,” in *Proceedings of the 26th ACM SIGKDD International Conference on Knowledge Discovery & Data Mining*, 2020, pp. 3337–3345.
- [62] L. Zhu, W. Yu, K. Zhou, X. Wang, W. Feng, P. Wang, N. Chen, and P. Lee, “Order fulfillment cycle time estimation for on-demand food delivery,” in *Proceedings of the 26th ACM SIGKDD International Conference on Knowledge Discovery & Data Mining*, 2020, pp. 2571–2580.
- [63] Z. Wang, K. Fu, and J. Ye, “Learning to estimate the travel time,” in *Proceedings of the 24th ACM SIGKDD International Conference on Knowledge Discovery & Data Mining*, 2018, pp. 858–866.
- [64] Y. Ge, C. Liu, H. Xiong, and J. Chen, “A taxi business intelligence system,” in *Proceedings of the 17th ACM SIGKDD international conference on Knowledge discovery and data mining*, 2011, pp. 735–738.
- [65] M. Qu, H. Zhu, J. Liu, G. Liu, and H. Xiong, “A cost-effective recommender system for taxi drivers,” in *Proceedings of the 20th ACM SIGKDD international conference on Knowledge discovery and data mining*, 2014, pp. 45–54.
- [66] S. Qian, J. Cao, F. L. Mouël, I. Sahel, and M. Li, “Scram: A sharing considered route assignment mechanism for fair taxi route recommendations,” in *Proceedings of the 21th ACM SIGKDD International Conference on Knowledge Discovery and Data Mining*, 2015, pp. 955–964.
- [67] M. Grbovic and H. Cheng, “Real-time personalization using embeddings for search ranking at airbnb,” in *Proceedings of the 24th ACM SIGKDD International Conference on Knowledge Discovery & Data Mining*, 2018, pp. 311–320.
- [68] G. K. Patro, A. Chakraborty, N. Ganguly, and K. Gummadi, “Incremental fairness in two-sided market platforms: on smoothly updating recommendations,” in *Proceedings of the AAAI Conference on Artificial Intelligence*, vol. 34, no. 01, 2020, pp. 181–188.
- [69] R. Mehrotra, B. Carterette, Y. Li, Q. Yao, C. Gao, J. Kwok, Q. Yang, and I. Guyon, “Advances in recommender systems: From multi-stakeholder marketplaces to automated recsys,” in *Proceedings of the 26th ACM SIGKDD International Conference on Knowledge Discovery & Data Mining*, 2020, pp. 3533–3534.
- [70] L. R. Ford Jr and D. R. Fulkerson, “A suggested computation for maximal multi-commodity network flows,” *Management Science*, vol. 5, no. 1, pp. 97–101, 1958.
- [71] J. R. Correa, A. S. Schulz, and N. E. Stier-Moses, “Fast, fair, and efficient flows in networks,” *Operations Research*, vol. 55, no. 2, pp. 215–225, 2007.

- [72] J. J. Jarvis and H. D. Ratliff, “Note—some equivalent objectives for dynamic network flow problems,” *Management science*, vol. 28, no. 1, pp. 106–109, 1982.
- [73] E. Koutsoupias and C. Papadimitriou, “Worst-case equilibria,” in *Annual Symposium on Theoretical Aspects of Computer Science*. Springer, 1999, pp. 404–413.
- [74] C. Papadimitriou, “Algorithms, games, and the internet,” in *Proceedings of the thirty-third annual ACM symposium on Theory of computing*, 2001, pp. 749–753.
- [75] M. Mavronicolas and P. Spirakis, “The price of selfish routing,” in *Proceedings of the thirty-third annual ACM symposium on Theory of computing*, 2001, pp. 510–519.
- [76] A. Czumaj, P. Krysta, and B. Vöcking, “Selfish traffic allocation for server farms,” in *Proceedings of the thirty-fourth annual ACM symposium on Theory of computing*, 2002, pp. 287–296.
- [77] A. S. Schulz and N. Stier Moses, “On the performance of user equilibria in traffic networks,” in *Proceedings of SODA*, 2003, pp. 86–87.
- [78] T. Roughgarden and É. Tardos, “How bad is selfish routing?” *Journal of the ACM (JACM)*, vol. 49, no. 2, pp. 236–259, 2002.
- [79] J. R. Correa, A. S. Schulz, and N. E. Stier-Moses, “Selfish routing in capacitated networks,” *Mathematics of Operations Research*, vol. 29, no. 4, pp. 961–976, 2004.
- [80] —, “On the inefficiency of equilibria in congestion games,” in *International Conference on Integer Programming and Combinatorial Optimization*. Springer, 2005, pp. 167–181.
- [81] —, “A geometric approach to the price of anarchy in nonatomic congestion games,” *Games and Economic Behavior*, vol. 64, no. 2, pp. 457–469, 2008.
- [82] R. Zwick, *Fair game?: The use of standardized admissions tests in higher education*. Psychology Press, 2002.
- [83] J. Hyman, “Act for all: The effect of mandatory college entrance exams on postsecondary attainment and choice,” *Education Finance and Policy*, vol. 12, no. 3, pp. 281–311, 2017.
- [84] N. Garg, H. Li, and F. Monachou, “Standardized tests and affirmative action: The role of bias and variance,” *arXiv preprint arXiv:2010.04396*, 2020.
- [85] J. Furuta, “Rationalization and student/school personhood in us college admissions: The rise of test-optional policies, 1987 to 2015,” *Sociology of Education*, vol. 90, no. 3, pp. 236–254, 2017.

- [86] G. Ross, “Social justice and social justice leadership for african american male students and the sat/act scores,” *Act Scores (October 10, 2020)*, 2020.
- [87] R. M. Anderson, H. Heesterbeek, D. Klinkenberg, and T. D. Hollingsworth, “How will country-based mitigation measures influence the course of the covid-19 epidemic?” *The Lancet*, vol. 395, no. 10228, pp. 931–934, 2020.

A Additional Related Work

A.1 Online Matching in Two-Sided Markets

The gig economy is often modelled as a “two-sided market”, cf. [1, 42, 2]. The nascent study of fairness-efficiency trade-offs in such dynamic markets [43] has not encompassed subgroup fairness yet. It builds, however, on an extensive literature on online bipartite matching, which has been studied at least since [44]. Notice that, ultimately, one matches workers to jobs.

There are several models of online bipartite matching. In the model of [44], one part of the bipartite graph (“workers”) is fixed and known in advance, while nodes from the other part (“jobs”) arrive online and must immediately be matched or discarded [45–47]. This model has many applications in online advertising platforms [48, 49]; a wide range of novel applications arise [50] in the sharing economy, including applications within task assignment in spatial crowd-sourcing, real-estate agencies, and food delivery [51–54]. Especially, in the application of ride-sharing platforms, it could be a powerful tool for taxi order dispatch systems [55].

In the fully online matching model of [52, 56, 57], all vertices are allowed to arrive online. This seems particularly useful in ride-hailing platforms, where drivers could be matched rapidly to customers seeking a ride, while both drivers and customers are often assumed to arrive in an on-line manner.

Throughout both models, the online matching literature focuses on maximising the aggregate value of the matching [44, 46, 51, 54, 52]. However, in many real-world problems, it is also important to consider the contributions of diversity [58], for instance, matching academic papers to potential reviewers [59], recommendations of new books and movies on eBay to potential buyers [60]. This notion of diversity in matching can be seen as a step towards the notion of fairness that we introduce.

Ride sharing is one of the most important sections of the gig economy, and there is a considerable amount of research focussed on it. For instance, travel time prediction [61–63], recommendation systems [64–67]. While the traditional way is to focus on the satisfaction of passengers, drivers’ experience in ride hailing platforms is attracting increasing attention, such as discrimination against minorities [13], frequent updates leaving no room for the producers to adjust [68]. To balance between efficiency and fairness, [69] discuss multi-objective ranking and recommendation techniques. Particularly, [66] design a sharing considered a route assignment mechanism for fair taxi route recommendations without sacrificing driving efficiency.

A.2 Dynamic Network Flows

Bipartite matching should be seen as a special case of network flows. [70] initiated the study of minimising latency. [71, 72] proposed three fairness notions in dynamic flows, e.g., minimising the average latency, minimising the maximum latency, or ensuring similar users experience similar latency. The objective

of minimising the average latency has been discussed, for example, by [73–76]. [77–81] consider the average latency, for instance. In the example of a ride-hailing system where the assigned flows can be seen as drivers’ utility, to minimise the maximum latency or the average latency in network routing is also a powerful tool for equalising the drivers’ utility. However, the fairness in network flows has not taken subgroup fairness into account.

A.3 College Admission

In addition to two-sided markets, the proposed method in our paper offers an insight into the well-known problem of college admission, which has long been a source of controversy. From the colleges’ standpoint, the objective of the admission office is to maximise the expected academic quality of admitted students. From the point of view of fairness and diversity, measures of scholastic aptitude (e.g., the ACT and SAT), have long been seen as a “wealth test” [82–84]. In the US, a substantial attention has hence focussed on the so-called affirmative action, which has been designed to increase the educational attainment of disadvantaged students [83]. This has recently developed into test-optional college admissions [85, 86]. This trend has been accelerated by the onset of the Covid-19 pandemic [87]. In the application of college admission, candidates can be divided into subgroups by race, gender, language etc. and there is no limit on overlapping subgroups. Our Inter-fairness would request some statistical indices, such as the rate of admission, to be equalised across different subgroups. Clearly, Inter-fairness focuses on lifting ethnic diversity and on balancing between ethnic diversity and academic quality, we could also use the weighted sum of the two objectives.

B Full Details of the Formulations

B.1 Full Formulation

We consider the Lagrangian relaxation of the natural formulation (8) and lift constraints (8b-8e) to the objective with Lagrangian multipliers $\lambda_j^{(1)}, \lambda_j^{(2)}, \lambda_j^{(4)}, \lambda_i^{(3)}$ respectively. Combined with augmented-Lagrangian reformulation in Figure 1, we give a full relaxation formulation in Figure 5.

C Appendix C: Full Details of the Experiments

C.1 Cross Validation

Let us denote the batched input described in Section 5 in the main body of the paper with \mathcal{O}_t . Since batch \mathcal{O}_t contains only 5 jobs, there might be concerns about whether it can capture the behaviour of the whole dataset of NYC Taxi. We call it a trial if the same subset of trip distances in NYC Taxi dataset is used

$$\begin{aligned}
& \min_{M_t^{(i,j)}, u_t^j, \phi, \lambda} \quad \gamma^{(1)} \text{ Intra-Fair} + \gamma^{(2)} \text{ Inter-Fair} - \gamma^{(3)} \text{ Customer-Care} \\
& \quad + \sum_{j \in \mathcal{D}^{A_i=1}} \phi_j^{(1)} \left(\sum_{i \in \mathcal{C}_t} M_t^{(i,j)} (\text{pay}_i^j - d_t^{(i,j)}) - u_t^j \right)^2 + \sum_{j \in \mathcal{D}^{A_i=0}} \phi_j^{(2)} \left(u_t^j \right)^2 + \sum_{i \in \mathcal{C}_t} \phi_i^{(3)} \left(\sum_{j \in \mathcal{D}} M_t^{(i,j)} - 1 \right)^2 + \sum_{i \in \mathcal{C}_t, \sum_{j \in \mathcal{D}} \phi_{i,j}^{(4)}} M_t^{(i,j)} \left(M_t^{(i,j)} - 1 \right) \\
& \quad + \sum_{j \in \mathcal{D}^{A_i=1}} \lambda_j^{(1)} \left(\sum_{i \in \mathcal{C}_t} M_t^{(i,j)} (\text{pay}_i^j - d_t^{(i,j)}) - u_t^j \right) + \sum_{j \in \mathcal{D}^{A_i=0}} \lambda_j^{(2)} \left(u_t^j \right) + \sum_{i \in \mathcal{C}_t} \lambda_i^{(3)} \left(\sum_{j \in \mathcal{D}} M_t^{(i,j)} - 1 \right) + \sum_{j \in \mathcal{D}} \lambda_j^{(4)} \left(\sum_{i \in \mathcal{C}_t} M_t^{(i,j)} - A_t^j \right) \\
& \text{s.t.} \quad M_t^{(i,j)} \geq 0, \quad i \in \mathcal{C}_t, \quad j \in \mathcal{D}; \quad u_t^j \geq 0, \quad j \in \mathcal{D}; \\
& \quad \phi_j^{(1)} \geq 0, \quad j \in \mathcal{D}; \quad \phi_j^{(2)} \geq 0, \quad j \in \mathcal{D}; \quad \phi_i^{(3)} \geq 0, \quad i \in \mathcal{C}_t; \\
& \quad \lambda_j^{(1)} \in \mathbb{R}, \quad j \in \mathcal{D}; \quad \lambda_j^{(2)} \in \mathbb{R}, \quad j \in \mathcal{D}; \quad \lambda_i^{(3)} \in \mathbb{R}, \quad i \in \mathcal{C}_t; \quad \lambda_j^{(4)} \geq 0, \quad j \in \mathcal{D}.
\end{aligned}$$

Figure 5: The full relaxation reformulation of the natural formulation (8)

in all implementations. For each trial, a new subset of trip distances is randomly chosen from the whole dataset.

We re-do the same experiments in Figure 4 for 4 trials. Figure 6 presents the trade-off plots of 4 other trials. Each dot represents one experiment of the implementation of augmented-Lagrangian formulation in Figure 1 in **tssos**. Red dots denote the experiment of “Sühr et al. 2019 (L)”. Our method Intra 5 + Inter 3 (L) is denoted by green dots. The position of each dot represents the value of Intra-fairness and Inter-fairness from the experiment results. The Pareto front is shown by a black curve. Note that across Figure 4 and 6, each sub-plot in the 3×3 trade-off plot (a trial) uses the same x-axis and y-axis limits as the same sub-plot of other trials. The procedure is in algorithm 1.

Additionally, we implemented the formulation Intra 5 + Inter 3 (L) ($\gamma^{(1)} = \gamma^{(2)} = 0.5$) for 100 trials, with one run in each trial. In Figure 3, we give the distributions of Intra 2 and Inter 2 trade-off from the 100 trials. Each blue dot represents the values of Intra 2 and Inter 2 of one trial. The histograms on the top and on the left side show the distribution of Intra 2 and Inter 2 of 100 trials. See Algorithm 2.

C.2 Runtime

In Figure 8, we compare the runtime of formulations of [13] and our method (Intra 5 + Inter 3) in CP Optimizer (CP), CPLEX (MILP), and **tssos** (SDP) respectively. The four types of red curves suggest the runtime of formulations [13] in (8) and the Lagrangian variant of Figure 1 (suggested by “(L)”) as a function of the number of variables. Then, the four types of green curves denote the runtime of formulations Intra 5 + Inter 3 in (8) and Figure 1 (“(L)”, again). Alongside the mean across 10 runs presented by a curve, there is a shaded error band at mean ± 1 standard deviations. The upper sub-plot in Figure 8 gives the overview of the runtime of all formulations and all solvers.

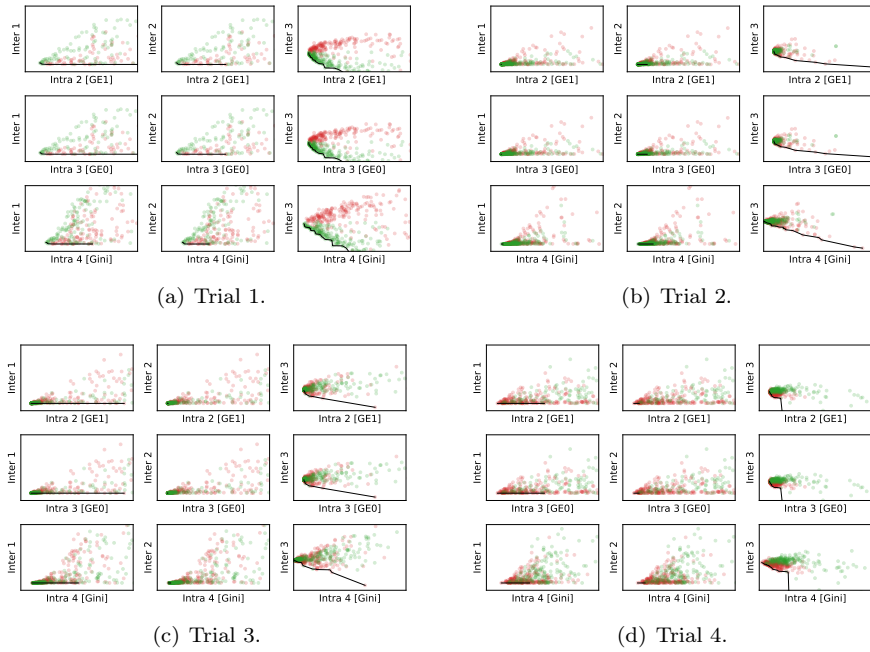


Figure 6: Each sub-figure presents trade-off between Intra- and Inter-fairness with Pareto-Front of one trial. Each dot represents one experiment of the implementation of augmented-Lagrangian formulation in Figure 1 in `tssos`. Red dots denote the experiment of “Sühr et al. 2019 (L)”. Our method Intra 5 + Inter 3 (L) is denoted by green dots. The position of each dot represent the value of Intra-fairness and Inter-fairness from the experiment results. The Pareto front is shown by a black curve.

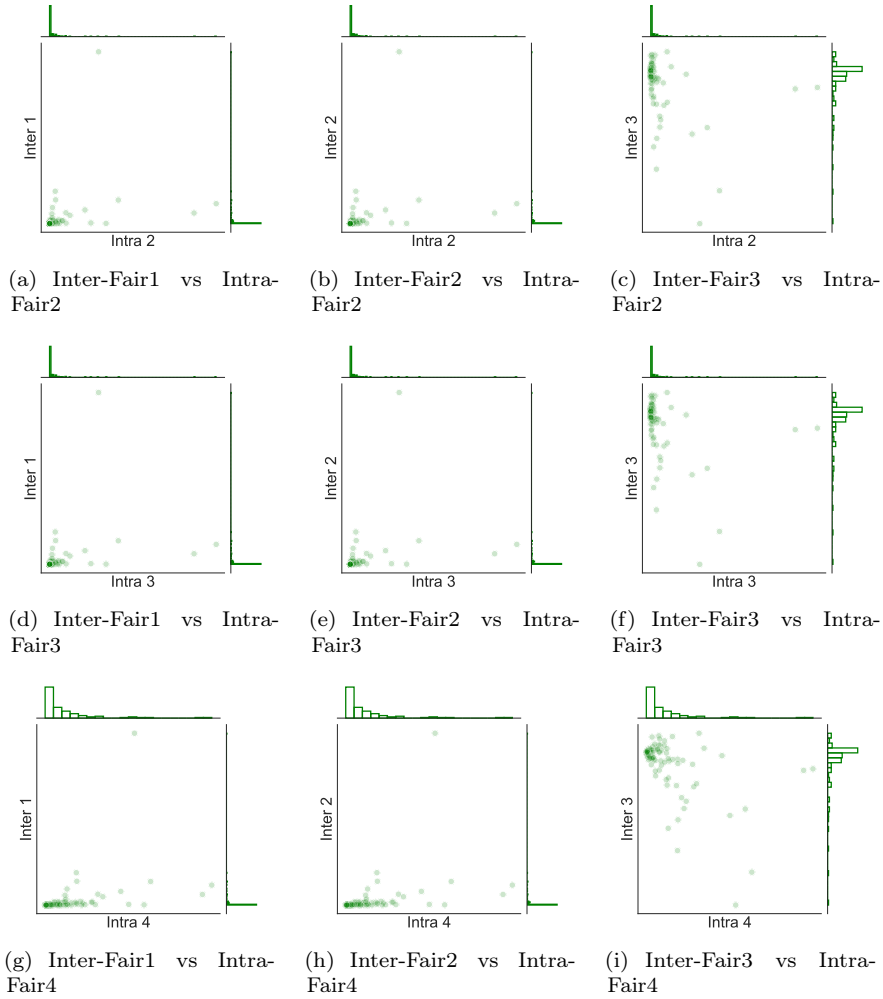


Figure 7: The distributions of Intra- and Inter-fairness trade-off from 100 trials of formulation Intra 5 + Inter 3 (L) via *tssos*. In each sub-figure, each dot represents the values of corresponding Intra-fairness and Inter-fairness notions of one trial. The histograms on top and on left side show the distribution of Intra-fairness and Inter-fairness of the 100 trials.

Algorithm 1 Cross Validation (5 Trials)

Input: $N = 5$: The number of trials; $|\mathcal{C}| = 5$: The size of a batch; NYT Taxi Dataset.

Output: Figure 4 display one trial and the rest trials are in Figure 6.

- 1: Initialise $n = 1$.
 - 2: **for** $n = 1, \dots, N$ **do**
 - 3: Randomly pick a batch from NYC Taxi Dataset with size of $|\mathcal{C}| = 5$. Others are in section 5. (for input in steps 4 & 5)
 - 4: Implement formulation “Intra 5 + Inter 3 (L)” in figure 1 with parameters $\gamma^{(1)} = 0.5, 0.6, \dots, 0.9$, $\gamma^{(2)} = 1 - \gamma^{(1)}$ and $\gamma^{(3)} = 0$, for 50 runs. (50×5 runs in total)
 - 5: Implement formulation “Sühr et al. 2019 (L)” in figure 1 with parameters $\gamma^{(1)} = 1, \gamma^{(2)} = \gamma^{(3)} = 0$, for 250 runs. (250×1 runs in total)
 - 6: Each run matches jobs and drivers from the batch. From each match, we can calculate measures of inequality, i.e., Intra 2 ($GE(1)_t$), Intra 3 ($GE(0)_t$), Intra 4 ($Gini_t$), and Inter 1, Inter 2, Inter 3, defined in (4) and (7).
 - 7: Make a 3×3 trade-off plot (9 sub-plots in total), with fixed x-axis and y-axis limits for each sub-plot, as in Figure 4 and 6.
 - 8: **end for**
-

Algorithm 2 Cross Validation (100 Trials)

Input: $N = 100$: The number of trials; $|\mathcal{C}| = 5$: The size of a batch; NYT Taxi Dataset.

Output: The trade-off plot of all trials in Figure 3 and 7.

- 1: initialise $n = 1$.
 - 2: **for** $n = 1, \dots, N$ **do**
 - 3: Randomly pick a batch from NYC Taxi Dataset with size of $|\mathcal{C}| = 5$. Others are in section 5. (for input in step 4)
 - 4: Implement formulation “Intra 5 + Inter 3 (L)” in figure 1 with parameters $\gamma^{(1)} = \gamma^{(2)} = 0.5$ and $\gamma^{(3)} = 0$, for 1 run.
 - 5: The run matches jobs and workers from the batch. From each match, we calculate measures of inequality:
 - Intra-fairness: Intra 2 ($GE(1)_t$), Intra 3 ($GE(0)_t$), Intra 4 ($Gini_t$), defined in (4).
 - Inter-fairness: Inter 1, Inter 2, Inter 3, defined in (7).
 - 6: **end for**
 - 7: Make a trade-off plot of each pair of Intra- and Inter-fairness across the 100 Trials, as in Figure 7 (9 sub-figures in total).
 - 8: Note: Figure 3 is the sub-figure (b) Inter 2 vs Intra 2 in Figure 7.
-

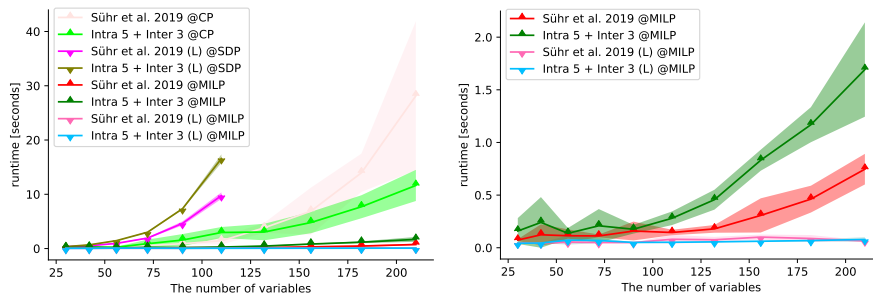


Figure 8: The runtime of formulations “Sühr et al. 2019” and our method Intra 5 + Inter 3 using CP Optimizer (CP), CPLEX (MILP), and an SDP solver (SDPA), respectively. The four types of red curves denote the runtime of formulations “Sühr et al. 2019” against the number of variables while the four types of green curves denote that of formulations Intra 5 + Inter 3. The mean runtime and mean \pm one standard deviations across 10 runs are presented by curves with shaded error bands. The sub-plot on the right gives a zoom in after effect of those four curves which overlap with each other in the left sub-plot.