

The diagrammatic coaction beyond one loop

Samuel Abreu,^{a,b,c} Ruth Britto,^{d,e,f} Claude Duhr,^a Einan Gardi,^c and James Matthew^c

^a*Theoretical Physics Department, CERN, Geneva, Switzerland*

^b*Mani L. Bhaumik Institute for Theoretical Physics, Department of Physics and Astronomy, UCLA, Los Angeles, CA 90095, USA*

^c*Higgs Centre for Theoretical Physics, School of Physics and Astronomy, The University of Edinburgh, Edinburgh EH9 3FD, Scotland, UK*

^d*School of Mathematics, Trinity College, Dublin 2, Ireland*

^e*Hamilton Mathematics Institute, Trinity College, Dublin 2, Ireland*

^f*Institut de Physique Théorique, Université Paris Saclay, CEA, CNRS, F-91191 Gif-sur-Yvette cedex, France*

E-mail: samuel.abreu@cern.ch, brittor@tcd.ie, claudе.duhr@cern.ch,
einan.gardi@ed.ac.uk, james.matthew01@hotmail.com

ABSTRACT: The diagrammatic coaction maps any given Feynman graph into pairs of graphs and cut graphs such that, conjecturally, when these graphs are replaced by the corresponding Feynman integrals one obtains a coaction on the respective functions. The coaction on the functions is constructed by pairing a basis of differential forms, corresponding to master integrals, with a basis of integration contours, corresponding to independent cut integrals. At one loop, a general diagrammatic coaction was established using dimensional regularisation, which may be realised in terms of a global coaction on hypergeometric functions, or equivalently, order by order in the ϵ expansion, via a local coaction on multiple polylogarithms. The present paper takes the first steps in generalising the diagrammatic coaction beyond one loop. We first establish general properties that govern the diagrammatic coaction at any loop order. We then focus on examples of two-loop topologies for which all integrals expand into polylogarithms. In each case we determine bases of master integrals and cuts in terms of hypergeometric functions, and then use the global coaction to establish the diagrammatic coaction of all master integrals in the topology. The diagrammatic coaction encodes the complete set of discontinuities of Feynman integrals, as well as the differential equations they satisfy, providing a general tool to understand their physical and mathematical properties.

KEYWORDS: Feynman integrals, coaction, multiple polylogarithms.

Contents

1	Introduction	2
2	Properties of the diagrammatic coaction	5
2.1	Left and right entries of the coaction on Feynman integrals	6
2.2	Coaction on one-loop integrals	8
2.3	General formula for a coaction beyond one loop	11
2.4	Properties of the coaction	13
3	Diagrammatic coactions from hypergeometric functions	15
3.1	The coaction on hypergeometric functions	16
3.2	The diagrammatic coaction on one-loop integrals reloaded	17
4	The diagrammatical coaction beyond one loop: first example	19
5	Coactions of further two-loop Feynman integrals	25
5.1	Double tadpole	26
5.2	Sunset	27
5.3	Double-Edged Triangle	31
5.4	Adjacent Triangles	35
5.5	Diagonal box	36
6	Summary and discussion	37
A	Calculation of Cut Integrals at Two Loops	39
A.1	Maximal cuts of the one-mass sunset	40
A.2	Maximal cuts of the two-mass sunset	41
A.3	Two-propagator cut of the two-mass sunset	44
B	Differential equations and the basis of cuts	44
B.1	Maximal Cuts of the One-Mass Sunset	46
B.2	Cuts of the two-mass sunset	47
C	Expressions for Master Integrals and Cuts	50
C.1	Sunsets	50
C.2	Double-Edged Triangles	54
C.3	Adjacent Triangles	58
C.4	Diagonal Box	59

1 Introduction

In recent years there has been significant progress in understanding the mathematical properties of dimensionally-regularised Feynman integrals. Amongst many interesting developments, it has been shown that one-loop Feynman graphs can be endowed with a diagrammatic coaction [1, 2]. This coaction maps every graph into a linear combination of pairs of graphs in which subsets of the edges have been either pinched or cut and, crucially, it agrees with the coaction on the associated master integrals. More precisely, to every Feynman graph one can associate a Feynman integral, such that the graphical operations of pinching and cutting edges can be directly interpreted as operations on the corresponding Feynman integrals. The diagrammatic coaction of refs. [1, 2] then stands in one-to-one correspondence with a coaction on integrals, and it encodes many of the analytic properties of the integrals such as their differential equations and discontinuities [1–5]. While one-loop Feynman integrals are well understood from this perspective (see also the work of ref. [6]), much less is known about the multi-loop case. The purpose of this paper is to take the first steps towards generalizing the diagrammatic coaction beyond one loop.

Divergences of both short- and long-distance origin are an inherent feature of Feynman integrals appearing in physical applications. For instance, we are often interested in integrals with massless propagators and massless external momenta, in which long-distance divergences are abundant. Dimensional regularisation provides a very convenient framework to regularise all divergences, and the one-loop diagrammatic coaction was developed within this framework [1, 2]. Feynman integrals computed in D space-time dimensions can be interpreted in (at least) two different ways: as a Laurent series in the dimensional regulator $\epsilon = (d_0 - D)/2$, with d_0 a positive integer, or as a function of hypergeometric type (cf., e.g., refs. [7–11]). Consequently, there are different ways in which a putative coaction can act on Feynman integrals in dimensional regularisation.

When these Feynman integrals are evaluated as Laurent series in ϵ , the coefficients of the Laurent series are periods¹ [12] in the sense of Kontsevich and Zagier [13]. Following this interpretation one may obtain a coaction by uplifting the periods in the Laurent expansion to their motivic analogues. The latter are naturally equipped with a (motivic) coaction [14], which acts on Feynman integrals order by order in the Laurent expansion. The most familiar class of periods that appear in Feynman integral calculations (besides rational and algebraic functions) are the so-called multiple polylogarithms (MPLs) [15], which are iterated integrals generalising the well-known logarithm and dilogarithm functions. At one loop, MPLs are thought to be sufficient to express any integral. Starting at two loops, more complicated classes of periods appear. Nevertheless, it is well known that many multi-loop integrals—and indeed many complete on-shell scattering amplitudes in massless theories—may be fully expressed in terms of MPLs, whose coaction is very well understood [16–18]. For this reason, we focus in this paper exclusively on Feynman integrals whose Laurent expansions only involve MPLs. Following ref. [19], we refer to the coaction acting on the coefficients in the Laurent expansion as the *local coaction*.

¹More precisely, the coefficients are periods when the kinematic variables are evaluated at algebraic numbers. We continue to refer to this type of function as a period.

Considering the second perspective on Feynman integrals mentioned above, where they are not expanded in the dimensional regulator and evaluate to functions of hypergeometric type, leads to a second way to define a coaction. In ref. [20] we proposed a very compact formula for a coaction on large classes of hypergeometric functions which depend on the dimensional regulator ϵ and whose Laurent expansion in ϵ only involves MPLs. While a priori the definition of this coaction is completely distinct from the (motivic, local) coaction on MPLs, based on explicit calculations we conjectured that the two coactions are compatible in the sense that they commute with the Laurent expansion in ϵ . This conjecture was subsequently proven in ref. [19] for the special case of Lauricella functions. Following ref. [19], we refer to the coaction on (generalised) hypergeometric functions as the *global coaction*.

The aforementioned local and global coactions are constructed knowing which type of functions Feynman integrals evaluate to. However, they ignore the graphical origin of these Feynman integrals. One would like to have a coaction on Feynman integrals whose entries are determined by the topological data that defines the underlying Feynman graph, without any reference to the special functions that they evaluate to. From the physics perspective it is intuitively clear what this topological data is. As mentioned above, there are two distinct operations that could be applied on any propagator (internal edge) of a given graph: *pinching*—eliminating a propagator and identifying the two vertices it connects; and *cutting*—putting a propagator on shell, that is, setting the inverse propagator to zero. Thus, the topological data associated with a given Feynman graph consists of all graphs that may be obtained from it upon pinching or cutting a subset of its edges. The coaction conjectured in refs. [1, 2] for one-loop graphs, of which special cases were proven in ref. [6], is defined in terms of this topological data and is an example of such a coaction. We refer to this coaction as the *diagrammatic coaction*.

The diagrammatic coaction must be such that when the Feynman graphs are replaced by the associated integrals, obtained by using the Feynman rules or, equivalently, by directly mapping to Feynman parameter space, one would readily land on a coaction on integrals. Upon evaluating these integrals to all orders in the dimensional regulator one would recover the global coaction on the corresponding hypergeometric function, and upon evaluating them order-by-order in ϵ one would recover the local coaction on the Laurent coefficients.

The existence of a purely graphical coaction on Feynman graphs, which is consistent with these requirements, is highly nontrivial. While the one-loop case is well understood from refs. [1, 2, 6], a complete picture of how to generalise the diagrammatic coaction beyond one loop is still lacking.² As anticipated, the purpose of this paper is to take the first steps towards that goal.

Our construction is based on the well-known notion of master integrals. A given graph defines a topology, for which one may define a basis of master integrals. The basis elements all share the same propagators or a subset thereof. As usual, the requirement is

²A proposal for a diagrammatic coaction beyond one loop was recently put forward in refs. [21, 22] for finite/renormalised Feynman integrals without the use of dimensional regularisation.

that any Feynman integral with the given set of propagators, each raised to any arbitrary integer power, and involving any polynomial numerator depending on internal and external momenta, may be reducible to a linear combination of these basis elements with rational functions as coefficients by means of integration-by-parts relations [23, 24]. The coaction we seek to construct must apply to any integral of the given topology. Naturally, we consider its application on the corresponding basis of master integrals, from which one may deduce the coaction on any other integral of that topology. This fixes a basis for the space of *integrands* under consideration. In mathematical terms, it identifies the basis elements of the relevant (twisted) cohomology group (cf., e.g., refs. [25, 26]). A major difference compared to the one-loop case is that there can be more than one master integral with the same set of propagators.

Having defined the space of integrands our construction of the coaction is directly guided by the global coaction on the corresponding hypergeometric functions obtained upon evaluating the master integrals. Once a basis of integrands has been chosen, we can construct a corresponding (dual) set of *contours* and express each element of the global coaction of these master integrals in terms of the same class of hypergeometric functions [20]. This set of contours defines a basis for the relevant homology group (see ref. [20] and references therein regarding the use of intersection theory and twisted cohomology in this context).

A crucial observation regarding Feynman integrals is that independent integration contours encircling a set of propagator poles directly correspond to independent cut graphs. However, while at one loop there is a unique integration contour that encircles a given set of propagator poles, in the multi-loop case there may be multiple independent contours that all encircle the same set of poles. In other words there are multiple independent cuts sharing the same set of on-shell propagators [27–30]. This is related to the fact that there are in general multiple master integrals associated with a given topology.

If a diagrammatic coaction as described above indeed exists, it must be possible to identify the elements appearing in the global coaction of each of the master integrals in terms of pinches and cuts of the same set. Thus, we identify a clear route to constructing the diagrammatic coaction for a given integral topology: assuming the knowledge of the master integrals and their cuts in terms of hypergeometric functions, one should be able to interpret each element of the global coaction—a priori written in terms of hypergeometric functions—in terms of (cut) graphs. Whenever there are multiple master integrals for a given (sub-) topology, there are also multiple independent cuts sharing the same set of on-shell propagators, making it possible to find a basis of cuts which stands in one-to-one correspondence with the basis of master integrals. We will show that following this procedure we can indeed establish a diagrammatic interpretation of the coaction for every master integral in a variety of two-loop examples.

The structure of this paper is as follows. In section 2 we briefly review the main features of the coaction on integrals, as well as the structure of the diagrammatic coaction at one loop. We describe the main properties that the diagrammatic coaction must have, and highlight the differences between the one-loop case and the general multi-loop case. Next, in section 3 we revisit the construction of the diagrammatic coaction at one loop from the

perspective of the present paper. To this end we consider the example of a one-loop bubble integral with a single massive propagator, which evaluates in dimensional regularisation to a Gauss hypergeometric function. Using the global coaction of the latter [20], we illustrate the procedure described above and interpret each element of the coaction in terms of integrals corresponding to (cut) graphs. The same general procedure is then applied in section 4 to a simple two-loop example, namely the sunset integral with one internal massive propagator. We briefly explain there how cuts are computed (with more details in appendix A) and then show that the diagrammatic interpretation of the global coaction naturally follows. In section 5 we present new results for the diagrammatic coaction of several nontrivial two-loop examples, which we use to highlight the novel features that arise beyond one loop. In section 6 we summarise our findings and give some outlook. We provide some details on the computation of selected cuts in appendix A, comment on how differential equations can be used to constrain the form of cut integrals in appendix B, and list the expressions for all the master integrals and the corresponding cuts which appear in our coaction examples in appendix C.

2 Properties of the diagrammatic coaction

The main purpose of this paper is to provide evidence for the existence of a diagrammatic coaction beyond one loop. Let us begin by discussing the general properties such a coaction is expected to have. In refs. [1, 20] we have conjectured that the three coactions mentioned in the previous section (local, global and diagrammatic) are all manifestations of a general formula for a coaction on integrals, which can be written in the compact form:

$$\Delta \int_{\gamma} \omega = \sum_{ij} c_{ij} \int_{\gamma} \omega_i \otimes \int_{\gamma_j} \omega. \quad (2.1)$$

Here the set $\{\gamma_j\}$ forms a basis of (equivalence classes of) contours that generate the homology group associated with the integral, and the set $\{\omega_i\}$ forms a basis of (equivalence classes of) forms that generate the corresponding dual cohomology group. It is expected on general grounds that the dimensions of the homology and cohomology groups are always equal. The integral whose coaction is considered, $\int_{\gamma} \omega$, involves some contour γ and some integrand ω belonging to the respective spaces. The c_{ij} are algebraic functions of ϵ and the parameters on which the integrals depend; in a Feynman integral these would be masses and Mandelstam invariants. The c_{ij} are uniquely fixed by the choice of bases $\{\gamma_j\}$ and $\{\omega_i\}$. Bases for which $c_{ij} = \delta_{ij}$ naturally induce a pairing between the form ω_i and the contour γ_i , and then the coaction takes the simple form:

$$\Delta \int_{\gamma} \omega = \sum_i \int_{\gamma} \omega_i \otimes \int_{\gamma_i} \omega. \quad (2.2)$$

In what follows we will refer to such bases as *dual bases*, and say that ω_i and γ_i are dual to each other.

The matrix

$$P_{ji} \equiv \int_{\gamma_j} \omega_i \quad (2.3)$$

is called the *period matrix*, and the integral $\int_{\gamma} \omega$ can be written as a linear combination of the entries of this matrix. Taking the local perspective introduced in the previous section, dual bases, where the coaction takes the form of eq. (2.2), can be identified as those in which the period matrix reduces to the unit matrix at leading order in ϵ , that is $P_{ji} = \delta_{ji} + \mathcal{O}(\epsilon)$. Having fixed both bases $\{\omega_i\}$ and $\{\gamma_j\}$, the coaction in eq. (2.1) applied to the elements of the period matrix takes the form of matrix multiplication:

$$\Delta [P_{kl}] = \sum_{i,j} c_{ij} P_{ki} \otimes P_{jl}. \quad (2.4)$$

We note that the c_{ij} can be computed as the inverse of a matrix of intersection numbers, see ref. [20]. The coaction on any integral in the span of the elements of the period matrix can be deduced from eq. (2.4).

Equation (2.1) is very general, and it is conjectured to define a coaction on large classes of integrals. In particular, it encompasses the well-known (local) coaction on multiple polylogarithms as well as the (global) coaction on hypergeometric functions [1, 20]. Our interest here, however, is not in generic period integrals, but more specifically in Feynman integrals. Compared to generic period integrals, these have several important properties that have been thoroughly studied in the physics literature. In the rest of this section, we discuss the implications that these properties have on the form of eq. (2.1) when applied to Feynman integrals.

2.1 Left and right entries of the coaction on Feynman integrals

Let us start by discussing some general properties the diagrammatic coaction should have. We argue that the integrals appearing in the left and right entries of the coaction in eq. (2.1) can be understood respectively as master integrals related by differential equations, and cut integrals computed as residues and related to discontinuities [31].

We start by discussing the left entries, $\int_{\gamma} \omega_i$. The contour γ is the same contour defining the Feynman integral $\int_{\gamma} \omega$ on which the coaction acts on the left-hand side of eq. (2.1), i.e., it is the usual contour corresponding to unrestricted integration over all loop momenta. In turn the integrand ω_i is an element in a restricted set of differential forms, which form a basis of the cohomology group associated to the Feynman integral. Given that these are integrated over the usual contour γ , this basis of the cohomology group directly corresponds to what in the physics literature is called a basis of *master integrals*, cf., e.g., refs. [25, 26, 32, 33].

With the cohomology basis $\{\omega_i\}$ fixed, for the examples considered here we can use known mathematical methods to identify a corresponding basis of the homology group, that is a basis of contours $\{\gamma_j\}$. In the context of the global coaction on hypergeometric functions this process was outlined in ref. [20]. As already stated in section 1, in this paper we focus on Feynman integrals in dimensional regularisation for which the coefficients of the Laurent expansion around $\epsilon = 0$ are linear combinations of polylogarithms. It is clear that there is substantial freedom in choosing the bases of forms and contours, and it is usually convenient to make a choice such that the integrals are *pure*, i.e., the Laurent coefficients can be expressed in terms of MPLs of uniform weight with coefficients that are algebraic

numbers [34]. With such bases, the coefficients of the ϵ -expansion are linear combinations of polylogarithms of a well-defined weight at each order in ϵ ; the weight increases by one with each power of ϵ , and we normalise the integrals such that the weight of the coefficient of ϵ^k is k .

Equation (2.4) encodes many properties of the integrals under consideration. In particular, from the construction of the period matrix in terms of complementary twisted homology and cohomology generators, it follows that the set of left entries $\{P_{ki}\}$ in eq. (2.4), for fixed k and labelled by i , is closed under differentiation. That is, their derivatives can be expressed in terms of the same set, leading to a system of first-order differential equations. It is also clear that the same system of differential equations is satisfied for any choice of contour k , i.e. the differential equations are a statement about the cohomology. In particular, they are satisfied by $\{\int_\gamma \omega_i\}$, which we identified as the basis of master integrals. We conclude that eq. (2.1) is consistent with the well-known property of any basis of master integrals, namely that it is closed under differentiation and satisfies a set of linear first-order differential equations [35–39]. We recall further that differential operators act in the right entry of the coaction [14, 19, 40],

$$\Delta \partial_x = (\text{id} \otimes \partial_x) \Delta. \quad (2.5)$$

It then follows from eq. (2.4) and eq. (2.5) that

$$\Delta [\partial_x P_{kl}] = \sum_{i,j} c_{ij} P_{ki} \otimes \partial_x P_{jl}. \quad (2.6)$$

As an illustration, consider the local coaction acting on a basis of pure functions. One may then extract the components of eq. (2.6) in which the right entries have weight zero. On the left-hand side the chosen component is the trivial element of the coaction, $\partial_x P_{kl} \otimes 1$. On the right-hand side, the corresponding components, where the right entries have weight zero, are simply derivatives of logarithms. These non-transcendental factors can be freely moved to the left entries through scalar multiplication. Thus, comparing the left- and right-hand sides, one derives³ an explicit differential equation for the P_{kl} in terms of the set $\{P_{ki}\}$, indexed by i . The fact that the set of differential equations remains the same for any contour k simply follows from eq. (2.6) noting that it is determined by the right entries, $c_{ij} \partial_x P_{jl}$, which do not depend on k .

Besides differential equations, the coaction also encodes the discontinuities of the integrals, i.e., the variation of the integral under analytic continuation in one of its external parameters [14, 19, 40]. Discontinuities of Feynman integrals are known to be computable in terms of cut integrals, cf., e.g., [3–5, 31, 41–44], which can be defined through modifications of the integration contour that select some combination of residues. With reference to the coaction of the period matrix, eq. (2.4), the right entries incorporate such contour modifications and can be understood as being drawn from the set of discontinuities of P_{kl} .

³The connection between the coaction and differential equations is explained in more detail in refs. [1, 2]. The interested reader is referred specifically to section 9, where the coaction is used to derive the differential equations of generic one-loop integrals.

The same linear relations hold between the discontinuities of P_{kl} and the right entries in its coaction independently of l , i.e. they are a statement about the homology. It follows that in eq. (2.1) the discontinuities of $\int_{\gamma} \omega$ are related in the same way to its cut integrals $\{\int_{\gamma_j} \omega\}$ appearing in the right entries. Discontinuities act on the left entry of the coaction, according to

$$\Delta \text{Disc} = (\text{Disc} \otimes \text{id}) \Delta. \quad (2.7)$$

It follows from eq. (2.4) and eq. (2.7) that

$$\Delta [\text{Disc}_x P_{kl}] = \sum_{i,j} c_{ij} (\text{Disc}_x P_{ki}) \otimes P_{jl}. \quad (2.8)$$

As in the discussion of differential equations above, we can make this discussion more concrete by considering again the local coaction acting on a pure basis. One may extract the component of this coaction such that the left entry has transcendental weight zero. These weight-zero terms are simply rational numbers corresponding to the leading terms in the ϵ -expansion of $\text{Disc}_x P_{ki}$.⁴ Equation (2.8) therefore relates the discontinuity of P_{kl} with respect to a kinematic variable x to a linear combination (summed over j) of the right entries P_{jl} with rational coefficients. We finally note that it follows from eq. (2.6), which holds for any contour k , that the cut integrals are constrained by the fact that they must satisfy the *same* differential equations as their uncut analogues, see, e.g., refs. [27–30, 45].

These considerations lead us to two important conclusions. First, any putative diagrammatic coaction on an L -loop integral should admit a representation that only involves integrals with L loops. Second, it follows from eq. (2.4) (and the way the coaction interacts with differentiation and discontinuity operations) that the coaction on cut integrals will have the same diagrammatic structure as the one for the corresponding uncut ones. This form for the coaction is very restrictive, and it is not at all obvious from the structure of the local or global coactions on motivic periods or hypergeometric functions when considered outside the context of Feynman integrals.

2.2 Coaction on one-loop integrals

The properties discussed in the previous section are very general and independent of the number of loops. To make them more concrete, we provide below a brief review of the diagrammatic coaction on one-loop integrals of refs. [1, 2]. This will set the scene for the general construction in section 2.3.

As an illustration, we discuss the diagrammatic coaction on the one-loop bubble integral with two massive propagators (for definitions and details on the computation of the master integrals and cuts, see ref. [2]):

$$\begin{aligned} \Delta \left[\text{bubble}(e_1, e_2) \right] &= \text{bubble}(e_1, e_2) \otimes \text{cut_bubble}(e_1, e_2) + \text{cut_circle}(e_1) \otimes \left(\text{cut_bubble}(e_1, e_2) + \frac{1}{2} \text{cut_bubble}(e_1, e_2) \right) \\ &+ \text{cut_circle}(e_2) \otimes \left(\text{cut_bubble}(e_1, e_2) + \frac{1}{2} \text{cut_bubble}(e_1, e_2) \right), \end{aligned} \quad (2.9)$$

⁴We normalise the discontinuity operator to cancel overall factors of $2\pi i$.

where e_1 and e_2 denote the two edges of the graph. In ref. [2] it was established by explicit computation in $D = 2 - 2\epsilon$ space-time dimensions that, when all graphs in eq. (2.9) are replaced by their Laurent expansion in ϵ , this expression agrees with the local version of the motivic coaction, which acts on the one-loop bubble integral order by order in ϵ (this was explicitly checked to order ϵ^4). The left entries are uncut Feynman integrals: the bubble integral itself and the two tadpole integrals obtained by pinching one of the two edges in the graph. This set of integrals is indeed closed under differentiation. The right entries, instead, correspond to the different cuts of the bubble integral, where either one or both of the propagators are cut.

To generalise this coaction to one-loop integrals with an arbitrary number of edges, we recall two properties of one-loop integrals. Let G denote a one-loop Feynman graph and E_G the set of internal edges (i.e., propagators). First, at one loop a set of master integrals may be obtained by considering all possible pinches of the graph under consideration (for generic masses and Mandelstam invariants), i.e. we can label the master integrals by all the non-empty subsets of E_G . For example, for the generic one-loop bubble graph in eq. (2.9), we have three master integrals, with edge sets $\{e_1, e_2\}$, $\{e_1\}$ and $\{e_2\}$. Second, the geometry underlying one-loop Feynman integrals is such that there are only singularities at configurations of the loop momentum where either a subset of the propagators are on-shell, or the loop momentum becomes infinite, see e.g. ref. [43]. It turns out that the contours encircling the singularity at infinity can be written as linear combinations of those that do not. More explicitly, if we denote by Γ_C a contour which encircles the poles of the propagators corresponding to a subset of edges C (and no other poles), and by $\Gamma_{\infty C}$ the contour that encircles the propagator poles in C as well as the singularity at infinity, we have the relation [46–49]:

$$\Gamma_{\infty C} = -2x_C \Gamma_C + \sum_{C \subset X \subseteq E_G} (-1)^{[|C|/2] + [|X|/2]} \Gamma_X, \quad (2.10)$$

where $x_C = 1$ if $|C|$ is odd, and $x_C = 0$ if $|C|$ is even. We note however that the set of contours $\{\Gamma_C : C \subseteq E_G\}$, if $C = \emptyset$ is allowed, is larger than the number of master integrals by exactly one element. An extra relation between contours can be found by specialising eq. (2.10) to $C = \emptyset$ [43]:

$$\sum_{e \in E_G} \mathcal{C}_e I_G + \sum_{\substack{e_j, e_k \in E_G \\ j < k}} \mathcal{C}_{e_j e_k} I_G = -\epsilon I_G \pmod{i\pi}, \quad (2.11)$$

where I_G denotes the Feynman integral associated to the one-loop graph G , and $\mathcal{C}_C I_G$ denotes the corresponding integral where the propagators in the set $C \subseteq E_G$ are cut.⁵ Using this relation, we can eliminate the contour Γ_{\emptyset} which corresponds to an uncut integral from the basis of contours. In conclusion, a basis of contours associated with the one-loop graph G is given by $\{\Gamma_C : C \subseteq E_G, C \neq \emptyset\}$, and there are as many independent contours as master integrals. The fact that the bases of integrands and contours at one loop can be

⁵Note that while this relation only holds up to additive terms proportional to $i\pi$, such terms are immaterial in as far as the right entry of the coaction is concerned [1, 2].

uniquely labelled by the propagators of the Feynman integral is at the core of the simplicity of the diagrammatic coaction on one-loop integrals [1, 2].

To write an explicit formula for the one-loop diagrammatic coaction, however, we must settle on a basis for the integrands and the contours. Regarding the integrands, we find it convenient to choose scalar integrals in $D = n_{|E_G|} - 2\epsilon$ space-time dimensions [2], where $n_{|E_G|}$ is an even number depending on the number of edges $|E_G|$: $n_{|E_G|} = |E_G|$ for even $|E_G|$ and $n_{|E_G|} = |E_G| + 1$ for odd $|E_G|$. This choice (which was made in particular in eq. (2.9)) has the advantage of having a simple diagrammatic representation: the master integrals are fully specified by the associated graph G , and furthermore, evaluate to pure functions (once properly normalised, see ref. [2]). We denote this choice of the master integrals as

$$J_G = \int_{\Gamma_\emptyset} \omega_G, \quad (2.12)$$

where ω_G is the associated integrand and where Γ_\emptyset denotes the uncut contour corresponding to the usual unrestricted momentum integration.

Having chosen the basis of integrands, we next turn to the basis of contours. We recall that the space of contours is spanned by $\{\Gamma_C : C \subseteq E_G, C \neq \emptyset\}$. However, if we were to choose these as our basis we would find that the bases of integrand and contours are not dual (in the sense defined in eq. (2.2)). In ref. [2], we proposed a choice of basis of contours which is dual to the basis of integrands of eq. (2.12). The elements of this basis, denoted γ_C , are defined as

$$\gamma_C \equiv \Gamma_C + a_C \sum_{e \in E_G \setminus C} \Gamma_{Ce}, \quad (2.13)$$

with $a_C = 1/2$ for $|C|$ odd and 0 for $|C|$ even, and the contour γ_C is dual to the integrand ω_{G_C} which has the propagators in C and no others. The term proportional to a_C is called a *deformation term*, as it deviates from the naive expectation that Γ_C would be dual to ω_{G_C} .

With these choices of bases, the coaction on one-loop Feynman integrals is given by

$$\Delta \left(\int_{\Gamma_\emptyset} \omega_G \right) = \sum_{\emptyset \neq C \subseteq E_G} \int_{\Gamma_\emptyset} \omega_{G_C} \otimes \int_{\gamma_C} \omega_G, \quad (2.14)$$

where G_C is the graph G with the subset of edges $E_G \setminus C$ pinched. It satisfies the general properties discussed in section 2.1 (see refs. [1, 2]), and eq. (2.9) is easily obtained as a special case. Furthermore, we stress that the coaction in eq. (2.14) achieves the goals we have set in section 1. It is a diagrammatic coaction, in that it is defined in terms of the topological data of the Feynman graph, and we have argued and provided evidence [1, 2, 20, 50, 51] that it reproduces both the local coaction if each integral is replaced by its Laurent expansion in ϵ , and the global coaction if each integral is replaced by the corresponding all-order in ϵ expression. As such, it is the template for what we would like to achieve beyond one loop.

We close this brief summary by noting an important property of the contours γ_C defined in eq. (2.13), which we recall are constructed to be dual to the forms ω_{G_C} that

only feature the propagators in the set C . These dual contours only involve contours that encircle the singularities of (at least) all of the propagators in C . Let us now explain the significance of this property.

Consider the coaction for $\mathcal{C}_Y J_G$, that is for the integral corresponding to the diagram G in which all the propagators in Y (and only these) are cut. Under the cut conditions, any diagram which does not feature all the propagators in Y will vanish, and from eq. (2.14) it follows that

$$\Delta \int_{\Gamma_Y} \omega_G = \sum_{Y \subseteq C \subseteq E_G} \int_{\Gamma_Y} \omega_{G_C} \otimes \int_{\gamma_C} \omega_G. \quad (2.15)$$

According to eq. (2.13), the contour γ_C in the right entry of the coaction necessarily has all the propagators in C (or more) on shell, and since $Y \subseteq C$, we see that the coaction of $\mathcal{C}_Y J_G$ is *fully determined* by diagrams where *all* the propagators in Y are on shell. This matches our physical expectation: all elements of the coaction of a cut integral with the propagators in Y on shell are expected to also have these propagators on shell. In particular, given the discussion below eq. (2.6), it follows from eq. (2.15) that the differential equation for $\mathcal{C}_Y J_G$ is fully determined by Feynman integrals where all the propagators in Y are cut. This applies to the integrals appearing in that differential equation (which all have precisely the propagators in Y on shell) as well as to the coefficients in the differential equation, which are determined by the derivatives of the right entries in eq. (2.15) that have all the propagators in Y , plus additional ones, on shell. While the diagrammatic coaction will be more complex beyond one loop, we expect that this property will carry over: it can be written in a form such that if a given propagator features on a left-entry diagram, it will be cut in the corresponding right entry.

2.3 General formula for a coaction beyond one loop

In order to understand how to generalise the coaction from eq. (2.14) beyond one loop, we start by highlighting a major difference between one-loop Feynman integrals and L -loop ones (for $L > 1$). Beyond one loop, there is no direct correspondence between pinches and the set of master integrals. More concretely, many topologies feature several master integrals that share exactly the same set of propagators but differ for example by numerators (or by propagators raised to different integer powers). As a consequence, a simple representation in terms of graphs as at one loop will not be sufficient, and we will need to consider graphs with additional decorations to distinguish different master integrals that share the same set of propagators.

In the language of the previous section, let G be an L -loop graph. To such a graph, we can associate several independent integrals (labelled by an index k) of the form

$$\int_{\Gamma_\emptyset} \omega_G^{(k)} \quad (2.16)$$

which all have the same set of propagators. Similarly, for the graphs G_C obtained by contracting the edges of G that are not in C , we have in general several associated integrals of the form:

$$\int_{\Gamma_\emptyset} \omega_{G_C}^{(k)}. \quad (2.17)$$

For some sets C there are no associated master integrals (for example a case where G_C has fewer loops than G ; then the corresponding integral vanishes in dimensional regularisation). This leads us to define the set M_G of *master topologies* of G , such that $C \in M_G$ if and only if there exists at least one master integral of the form given in eq. (2.17).⁶ Determining a basis of forms $\omega_{G_C}^{(k)}$ for M_G is closely related to the study of integration-by-parts (IBP) relations (see refs. [23–26, 32, 33, 52–54]) and dimension-shift identities [55–57]. While a solution to this problem is not known for an arbitrary L -loop Feynman integral, several public IBP codes [58–60] are able to construct such a basis for large classes of graph topologies, and in particular for all the examples we will consider in subsequent sections.

Just as the independent integrands are not uniquely identified by sets of propagators, in the multi-loop case it is no longer sufficient to specify a set of cut propagators to define a cut integral [27–30]. Independent integration contours associated with a given set of cut propagators must also be labelled with extra decorations. While much less is known about dependencies between integration contours beyond one loop—in particular, the multi-loop generalisation of the homology relation in eq. (2.10) is not known—we can leverage our one-loop knowledge to show that some cut integrals are not independent.

To this end, given a graph G , let us consider a contour defining an integral where only the propagators in a set X are cut (as noted above, there might be several independent contours satisfying this condition). If the diagram obtained from G by pinching all the uncut propagators, $E_G \setminus X$, has the same number of loops L as the uncut integral G itself, we refer to this contour as defining a *genuine L -loop cut*. In contrast, non-genuine L -loop cuts would be cuts that leave at least one loop uncut. As we will now show, it is always possible to express non-genuine L -loop cuts in terms of genuine L -loop cuts. To understand why this statement should hold, assume that a cut integral contains an uncut one-loop subdiagram. We can then use the one-loop relation in eq. (2.11), which crucially is valid for completely arbitrary kinematics, to express the one-loop Feynman integral associated to this subdiagram in terms of cut integrals. Iterating this procedure, we can eliminate all uncut subdiagrams, replacing them with a linear combination of terms which all feature at least one cut propagator in every loop. We thus arrive at a representation solely in terms of genuine L -loop cuts. As a consequence, we only need to consider genuine L -loop cuts when constructing a spanning set of cut integrals.

For each $C \in M_G$, we define the contours $\Gamma_C^{(k)}$ as a set (enumerated by k) of independent contours that encircle the poles of the propagators in C and only those. In view of the argument of the previous paragraph, we require these contours to be genuine L -loop cuts. Another constraint on the basis of contours is that its size should be the same as the number of independent integrals, i.e., for a given $C \in M_G$, k takes the same values in the bases $\{\Gamma_C^{(k)}\}$ and $\{\omega_{G_C}^{(k)}\}$.

⁶To keep our discussion as simple as possible, we always assume that the integrals we select as master integrals have the smallest possible number of propagators. For instance, if an n -propagator integral I_n is related to an $(n-1)$ -propagator integral I_{n-1} by $I_n = rI_{n-1}$ for some rational function r , then we would choose I_{n-1} as the master integral rather than I_n . This is consistent with building the set M_G by starting with the topologies with the smallest number of propagators.

A priori, the basis of contours $\{\Gamma_C^{(k)}\}$ and the basis of forms $\{\omega_{G_C}^{(k)}\}$ discussed above need not be dual in the sense defined above eq. (2.2). However, given eq. (2.13) and the discussion in the last paragraph of section 2.2, we expect that it is possible to choose a basis of integrands such that the dual contours are given by

$$\gamma_C^{(k)} = \sum_{\substack{X \in M_G \\ C \subseteq X}} \sum_i \alpha_X^{(k,i)} \Gamma_X^{(i)}, \quad (2.18)$$

that is, the dual contour to $\omega_{G_C}^{(k)}$ is a linear combination of contours that encircle all the poles of the propagators in C or more (but not fewer). The coefficients $\alpha_X^{(k,i)}$ can in general depend on the same variables as the Feynman integral.

It follows from the definitions above and from the general coaction formula in eq. (2.2) that the coaction on Feynman integrals beyond one loop takes the form

$$\Delta \left(\int_{\Gamma_\emptyset} \omega_G^{(k)} \right) = \sum_{C \in M_G} \sum_i \int_{\Gamma_\emptyset} \omega_{G_C}^{(i)} \otimes \int_{\gamma_C^{(i)}} \omega_G^{(k)}, \quad (2.19)$$

where i indexes the elements of the basis forms $\omega_{G_C}^{(i)}$ for a given C , as well as their dual contours $\gamma_C^{(i)}$. This formula reduces to eq. (2.14) for one-loop integrals: in that case M_G corresponds to all non-empty subsets of E_G and there is just a single value of i for every C .

We stress that even though eqs. (2.14) and (2.19) look very similar, the one-loop coaction (2.14) is fully explicit (the bases have been fixed and all integrals have been explicitly defined for a generic mass configuration and any number of legs, see refs. [1, 2]), whereas the L -loop generalisation (2.19) is not. In particular, the set of master integrals and their dual contours needs to be identified on a case-by-case basis. Moreover, the explicit definition of the contours and the calculation of the associated cuts of multi-loop integrals is not as well understood as at one loop. In the following sections we will use the connection between the diagrammatic coaction in eq. (2.19) and the global coaction on hypergeometric functions to make eq. (2.19) fully explicit in a series of two-loop examples. Before doing so, we collect in the remainder of this section properties that the coaction must fulfil, independently of the loop order.

2.4 Properties of the coaction

Our pursuit of an explicit diagrammatic coaction of the form of eq. (2.19) is guided by two additional principles: the consistency with degenerate limits, and the cancellation of spurious poles in ϵ that may arise in some of the individual terms. We discuss these two principles in turn.

2.4.1 Degeneracy of external parameters

An important property of the diagrammatic coaction is that it should be consistent with taking degenerate values of the external parameters (e.g., setting masses or Mandelstam invariants to zero, or making them equal). Indeed, in physics applications, one is usually interested in degenerate configurations. Starting with a generic integral and taking

a limit to a degenerate kinematic configuration does not necessarily commute with the ϵ -expansion, and the Laurent coefficients may develop logarithmic singularities. If the limit is taken prior to the ϵ -expansion, experience from explicit computations shows that the limit is always smooth, and the aforementioned logarithmic singularities manifest themselves as additional poles in the dimensional regulator. This implies that we should be able to safely take limits to degenerate kinematics configurations in the diagrammatic coaction.⁷

Let us illustrate this point on the example of the one-loop bubble graph. The bubble integral in eq. (2.9) is an example of a generic Feynman integral, i.e., of an integral where all propagators are massive and the masses and Mandelstam invariants are all distinct and take generic non-zero values. Consider now the limit $m_2 \rightarrow 0$. Then, eq. (2.9) reduces to

$$\Delta \left[\text{bubble}(e_1, e_2) \right] = \text{bubble}(e_1, e_2) \otimes \text{cut-bubble}(e_1, e_2) + \text{tadpole}(e_1) \otimes \left(\text{cut-bubble}(e_1, e_2) + \frac{1}{2} \text{cut-bubble}(e_1, e_2) \right), \quad (2.20)$$

where the thin line represents a massless propagator. In this equation, all terms appearing in eq. (2.9) which involve the tadpole with edge e_2 have disappeared, because scaleless integrals vanish in dimensional regularisation. Similarly, all diagrams where a single massless propagator is cut vanish [4, 43].

We will verify through explicit calculations in a set of examples that the diagrammatic coactions we will construct at two loops also have the property of being consistent with degenerate limits. In particular, a new feature of some examples we will examine is that the degenerate configurations correspond to a reduction in the number of master integrals, and we will see what the consequences are for the coaction formula (see in particular section 5.3).

2.4.2 Cancellation of poles

Feynman integrals in dimensional regularisation are meromorphic functions of the dimensional regulator ϵ . For generic values of the masses and Mandelstam invariants, the poles at $\epsilon \rightarrow 0$ can only be of ultraviolet (UV) origin, corresponding to the limit where the components of the loop momenta become infinite. If a Feynman integral has enough propagators to balance the power of loop momenta in the numerator, there are no singularities in this limit. It follows that, for each number of loops L , only a finite number of generic Feynman integrals without numerator are UV-divergent.

Let us see what this implies for the diagrammatic coaction. We have already established that the left entries of the coaction of a Feynman integral includes graphs obtained by removing (pinching) propagators of the original Feynman integral, which we here assume to be finite. As propagators get removed, the integrals become less well convergent in the UV, and after a sufficient number has been removed they will ultimately have UV poles despite the original integral being finite. Self-consistency of the local coaction requires these poles to cancel. This in turn implies constraints on the combinations of (cut) diagrams that can appear in the diagrammatic coaction. Let us recall how this happens at one loop (see refs. [1, 2] for more details) by returning to the example in eq. (2.9). The

⁷We expect this more generally to be a property of the global coaction on hypergeometric functions.

bubble and tadpole integrals are considered in $D = 2 - 2\epsilon$ dimensions, where the bubble is finite and the tadpole has a UV pole whose residue is independent of the tadpole mass. In our normalisation,

$$\textcircled{e_1} = -\frac{1}{\epsilon} + \mathcal{O}(\epsilon^0), \quad (2.21)$$

and similarly for the other tadpole integral. Since all the cuts of the bubble are finite this is the only source of poles in ϵ in the coaction. Collecting terms appropriately in eq. (2.9), we find that the entries of the coaction that are proportional to $1/\epsilon$ are of the form

$$-\frac{1}{\epsilon} \otimes \left(\text{bubble}_{e_1, e_2}^{\text{cut } e_1} + \text{bubble}_{e_1, e_2}^{\text{cut } e_2} + \text{bubble}_{e_1, e_2}^{\text{cut } e_1, e_2} \right). \quad (2.22)$$

This is precisely the combination of cuts that appears on the left-hand-side of eq. (2.11). Replacing this combination by the right-hand-side of eq. (2.11) we immediately note that the $1/\epsilon$ pole cancels and a coaction term $1 \otimes I_G$ is recovered. Beyond one loop, a similar mechanism must be at play: there must be relations between cuts that make the coaction finite despite of the presence of UV singularities in the left entry.

For non-generic integrals, there can also be poles in ϵ of infrared origin. These must be studied on a case-by-case basis, and we refer the reader to ref. [2] for examples on how the diagrammatic coaction and the local coaction are consistent. Beyond one loop, however, we note that there is yet another situation to consider. It can be that the uncut Feynman integral is finite, but cuts have poles in ϵ . Indeed, the integrations involved in computing a cut integral are closely related to phase-space integrations, and if the cut propagators are massless they might lead to the same type of singularities that appear in phase-space integrations. As for the previous type of singularities we discussed, cuts must appear in specific combinations that guarantee that all poles cancel in the formula for the coaction of a finite integral [3].

3 Diagrammatic coactions from hypergeometric functions

At one loop, we know from refs. [1, 2] how to construct a coaction on Feynman graphs with all the features outlined in the previous section. The situation is very different for higher loops. As already alluded to previously, there are many obstacles for establishing a general diagrammatic coaction beyond one loop. First, while at one loop it is possible to write down a complete basis of master integrals for any integral, the same is not true beyond one loop, and one needs to determine the basis of master integrals from scratch for every family of integrals.⁸ Second, the master integrals may not be expressible in terms of multiple polylogarithms. Indeed, it is known that starting from two loops a wider class of functions is required. Finally, little is known about how to find relations between cuts and build a basis of integration contours at higher loops.

⁸This should better be done in a consistent manner: if a Feynman graph A is obtained by pinching the propagators of another graph B , and we have already constructed the basis of masters for the integral associated with A , then this information should be reused in constructing the basis for the master integral associated with B .

In order to make progress in our understanding of the new features beyond one loop, it is therefore important to analyse explicit examples of higher-loop integrals. In the remainder of this paper, we will do so for some classes of two-loop integrals. As anticipated in the introduction, our strategy will be to use the global coaction on hypergeometric functions to compute the coaction of the set of master integrals associated with the chosen diagram. The entries of this coaction will themselves be hypergeometric functions, which can be identified as elements of the diagrammatic coaction: the left entries with a spanning set of master integrals, and the right entries as a spanning set of cuts of the integral under consideration. By separately computing these (cut) integrals in dimensional regularisation, and then expressing the entries in the aforementioned global coaction in terms of them, we will explicitly construct diagrammatic coactions for each case considered. Before we apply this method at two loops, we review in this section the global coaction on hypergeometric functions, and how it can be used to reproduce, and even prove, the conjectured diagrammatic coaction of the one-loop bubble given in eq. (2.20).

3.1 The coaction on hypergeometric functions

Let us start by defining the class of hypergeometric integrals on which the coaction of ref. [20] can be applied. We consider integrands of the form $\omega = \Phi\varphi$, with

$$\Phi(\mathbf{u}) = \prod_I P_I(\mathbf{u})^{a_I\epsilon} \quad \text{and} \quad \varphi_{n_1\dots n_K}(\mathbf{u}) = d\mathbf{u} \prod_{I=1}^K P_I(\mathbf{u})^{n_I}, \quad (3.1)$$

where n_I are integers and P_I are polynomials in the kinematic variables x_j and the integration variables u_i with $d\mathbf{u} = du_1 \wedge \dots \wedge du_n$. In the following we consider the family of integrals defined by letting the integers n_I vary, with the a_I held fixed. The framework to discuss this type of integrals is that of *twisted (co)homology*, where the *twist* is defined by Φ [61]—see also refs. [26, 62–64] for applications of *twisted (co)homology* to Feynman integrals. The distinction between standard (co)homology and twisted (co)homology will not be crucial for most of the discussion in this paper. If the structure of the polynomials $P_I(\mathbf{u})$ is simple enough, one can construct explicit bases for the homology and cohomology groups associated to this integral. These bases can be used with eq. (2.1) to construct a coaction on these hypergeometric functions. For more details about the construction of this coaction we refer to ref. [20]. Here we simply summarise the case of Gauss’ hypergeometric function ${}_2F_1$.

Gauss’ hypergeometric function admits the Euler representation

$${}_2F_1(\alpha, \beta; \gamma; x) = \frac{\Gamma(\gamma)}{\Gamma(\alpha)\Gamma(\gamma-\alpha)} \int_0^1 u^{\alpha-1} (1-u)^{\gamma-\alpha-1} (1-xu)^{-\beta} du. \quad (3.2)$$

We will impose the condition that $\alpha = n_\alpha + a\epsilon$, $\beta = n_\beta + b\epsilon$ and $\gamma = n_\gamma + c\epsilon$ with integer n_α , n_β and n_γ , so that

$$\begin{aligned} \Phi(u) &= u^{a\epsilon} (1-u)^{(c-a)\epsilon} (1-xu)^{-b\epsilon}, \\ \varphi_{n_\alpha n_\beta n_\gamma}(u) &= u^{n_\alpha-1} (1-u)^{n_\gamma-n_\alpha-1} (1-xu)^{-n_\beta} du. \end{aligned} \quad (3.3)$$

Under this condition, the integral in eq. (3.2) defines a meromorphic function of ϵ , and the Laurent coefficients of the expansion around $\epsilon = 0$ are linear combinations of MPLs with rational coefficients.

It is well known that the homology and cohomology groups associated with Gauss' hypergeometric function are two-dimensional. We choose as a basis of the homology group the contours

$$\gamma_1 = [0, 1], \quad \gamma_2 = [0, 1/x], \quad (3.4)$$

which go between two zeros of the integrand (strictly speaking, between zeros of the polynomials that define the twist). As a dual basis for the integrands, we take

$$\begin{aligned} \omega_1 &= (c - a)\epsilon \Phi(u) \varphi_{101}(u) = (c - a)\epsilon u^{a\epsilon} (1 - u)^{-1+(c-a)\epsilon} (1 - xu)^{-b\epsilon} du, \\ \omega_2 &= -b\epsilon x \Phi(u) \varphi_{112}(u) = -b\epsilon x u^{a\epsilon} (1 - u)^{(c-a)\epsilon} (1 - xu)^{-1-b\epsilon} du. \end{aligned} \quad (3.5)$$

The normalisation is chosen to satisfy the duality condition $c_{ij} = \delta_{ij}$, simplifying the form of the coaction. From eq. (2.2) we then obtain [20]:

$$\begin{aligned} \Delta\left({}_2F_1(\alpha, \beta; \gamma; x)\right) &= {}_2F_1(1 + a\epsilon, b\epsilon; 1 + c\epsilon; x) \otimes {}_2F_1(\alpha, \beta; \gamma; x) \\ &\quad - \frac{b\epsilon}{1 + c\epsilon} {}_2F_1(1 + a\epsilon, 1 + b\epsilon; 2 + c\epsilon; x) \\ &\quad \otimes \frac{\Gamma(1 - \beta)\Gamma(\gamma)}{\Gamma(1 - \beta + \alpha)\Gamma(\gamma - \alpha)} x^{1-\alpha} {}_2F_1\left(\alpha, 1 + \alpha - \gamma; 1 - \beta + \alpha; \frac{1}{x}\right). \end{aligned} \quad (3.6)$$

Let us make a few comments about this result. First, the particular form of the coaction in eq. (3.6) depends on the choice of bases made for the contours and integrands. Other choices would lead to equivalent formulas for the coaction, related to eq. (3.6) through standard contiguous and analytic continuation relations of each of the entries. Second, as already noted, whenever $n_\alpha, n_\beta, n_\gamma$ are integers, then Gauss' hypergeometric function can be expanded into a Laurent series involving only MPLs. The expansion of the right-hand side in the global coaction in eq. (3.6) will be consistent with computing the local coaction on MPLs at each order in the expansion. This was conjectured in ref. [20], and proven in ref. [19]. Note that the right entries in our coaction, both global and local, always have to be interpreted modulo branch cuts, i.e., in the right entries any two expressions that are related by analytic continuation are considered identical. In the case of MPLs, this corresponds to working modulo $i\pi$, which is in practice how we implement this constraint in this paper. Alternatively, one can work with single-valued versions of hypergeometric functions (and MPLs), which is the approach taken in ref. [19].

3.2 The diagrammatic coaction on one-loop integrals reloaded

Let us now discuss how we can relate the global coaction on hypergeometric functions to the diagrammatic coaction on one-loop integrals, having in mind that we would like to use the same strategy to construct a diagrammatic coaction beyond one loop. We illustrate our method in this section on the example of the one-loop bubble integral with one massive propagator.

In eq. (2.20) we presented the diagrammatic coaction of the one-loop bubble graph with $m_1 \neq 0$ and $m_2 = 0$ in $D = 2 - 2\epsilon$ space-time dimensions. In ref. [1, 2] it was checked that when all graphs are replaced by the first few orders of their Laurent expansion in ϵ , then eq. (2.20) reproduces the (local) coaction on MPLs. Based on this empirical evidence, we conjectured in refs. [1, 2] that this should hold true to all orders in the Laurent expansion. We will now show how we can recover eq. (2.20) from the coaction on Gauss' hypergeometric function. Since the global and local coactions are proven to be equivalent in the case considered [19], this will in effect prove the conjecture of refs. [1, 2] for this integral to all orders in ϵ .

We start from the well-known fact that the one-loop bubble integral in $D = 2 - 2\epsilon$ dimensions can be evaluated in terms of Gauss' hypergeometric function (cf., e.g., ref. [65]):

$$\begin{aligned} J_2(p^2; m_1^2) &= \frac{i(p^2 - m_1^2)}{2} \frac{e^{\gamma_E \epsilon}}{\pi^{1-\epsilon}} \int \frac{d^D k}{(k^2 - m_1^2)(k+p)^2} \\ &= -\frac{1}{2} e^{\gamma_E \epsilon} \Gamma(\epsilon) (m_1^2 - p^2)^{-\epsilon} {}_2F_1\left(-\epsilon, 1 + \epsilon; 1 - \epsilon; \frac{p^2}{p^2 - m_1^2}\right). \end{aligned} \quad (3.7)$$

Note that we have normalised the integral so that the coefficients in the Laurent expansion are pure functions (see appendix B in ref. [2] for details).

Using eq. (3.6) and the representation in eq. (3.7), it is straightforward to obtain the global coaction on this integral. We first need to specialise eq. (3.6) to the hypergeometric function in eq. (3.7), which gives

$$\begin{aligned} \Delta\left({}_2F_1(-\epsilon, 1 + \epsilon; 1 - \epsilon; x)\right) &= (1-x)^{-\epsilon} \otimes {}_2F_1(-\epsilon, 1 + \epsilon; 1 - \epsilon; x) \\ &\quad - \frac{\epsilon}{1-\epsilon} {}_2F_1(1-\epsilon, 1 + \epsilon; 2-\epsilon; x) \otimes \frac{2\Gamma^2(1-\epsilon)}{\Gamma(1-2\epsilon)} x^{1+\epsilon}. \end{aligned} \quad (3.8)$$

Then, to account for the prefactor in front of the ${}_2F_1$ function in eq. (3.7), we recall that $\Delta(f \cdot g) = \Delta(f) \cdot \Delta(g)$ and that [2, 19]

$$\Delta[x^\epsilon e^{\gamma_E \epsilon} \Gamma(1+\epsilon)] = [x^\epsilon e^{\gamma_E \epsilon} \Gamma(1+\epsilon)] \otimes [x^\epsilon e^{\gamma_E \epsilon} \Gamma(1+\epsilon)]. \quad (3.9)$$

The representation of the coaction obtained by following these steps, however, has no clear interpretation in terms of Feynman integrals. To reconcile this result with the coaction of eq. (2.20), we recall the expressions for the cuts of this one-loop integral [43],

$$\mathcal{C}_{e_1} J_2(p^2; m_1^2) = \frac{e^{\gamma_E \epsilon}}{\Gamma(1-\epsilon)} \frac{m_1^2 - p^2}{2p^2} (-m_1^2)^{-\epsilon} {}_2F_1\left(1, 1 + \epsilon; 1 - \epsilon; \frac{m_1^2}{p^2}\right), \quad (3.10)$$

$$\mathcal{C}_{e_1, e_2} J_2(p^2; m_1^2) = \frac{e^{\gamma_E \epsilon} \Gamma(1-\epsilon)}{\Gamma(1-2\epsilon)} (p^2)^\epsilon (p^2 - m_1^2)^{-2\epsilon}, \quad (3.11)$$

and that of the tadpole integral of mass m_1^2 in $D = 2 - 2\epsilon$ dimensions (and normalised to start as $1 + \mathcal{O}(\epsilon)$),

$$J_1(m_1^2) = -\frac{e^{\gamma_E \epsilon} \Gamma(1+\epsilon)}{\epsilon} (m_1^2)^{-\epsilon}. \quad (3.12)$$

One then needs to rewrite the coaction obtained by using eq. (3.8) in terms of these functions. This step might in general be nontrivial. For the Gauss hypergeometric function, however, all the analytic continuation and contiguous (or integration-by-parts) relations are known. Using such relations, we find that eq. (3.8) can equivalently be written as

$$\begin{aligned} \Delta\left({}_2F_1(-\epsilon, 1 + \epsilon; 1 - \epsilon; x)\right) &= {}_2F_1(-\epsilon, 1 + \epsilon; 1 - \epsilon; x) \otimes \frac{\Gamma^2(1 - \epsilon)}{\Gamma(1 - 2\epsilon)} x^\epsilon \\ &+ (1 - x)^{-\epsilon} \otimes \left(\frac{\Gamma^2(1 - \epsilon)}{\Gamma(1 - 2\epsilon)} x^\epsilon - \frac{1}{x} (1 - x)^{-\epsilon} {}_2F_1\left(1, 1 + \epsilon; 1 - \epsilon; 1 - \frac{1}{x}\right) \right). \end{aligned} \quad (3.13)$$

Comparing this form with the results in eqs. (3.10), (3.11) and (3.12), it becomes clear that we reproduce the diagrammatic coaction of eq. (2.20). We emphasise that the formula for the coaction obtained in this section is not conjectural: indeed, it relies only on the coaction of Gauss' hypergeometric function conjectured in ref. [20] and proven in ref. [19]. We have therefore presented in this section a complete proof of the diagrammatic coaction in eq. (2.20) that was conjectured in ref. [2].

Rewriting the coaction of eq. (3.8) in a form that made its relation to (cut) Feynman integrals apparent was easy enough in this case, because we simply needed to show that it reproduced the diagrammatic coaction we had previously established. Had we not known the form of the diagrammatic coaction, however, we could have rediscovered eq. (2.20) starting from eq. (3.8). To do this, one needs to keep in mind the general properties of the diagrammatic coaction discussed in section 2. Specifically, in this case to obtain a diagrammatic interpretation of eq. (2.20) it would have been sufficient to assume that the bubble and tadpole integrals in eqs. (3.7) and (3.12) form a basis for the left entries of the coaction and that the cuts in eqs. (3.10) and (3.11) form a basis for the right entries. This assumption is motivated by the form of eq. (2.1) and the interpretation of its left entries as spanning master integrands and its right entries as spanning cuts of the original integral considered. Going beyond one loop, this exercise provides us with a roadmap for constructing a coaction on specific multi-loop Feynman integrals, as we illustrate in a first example in the next section.

4 The diagrammatical coaction beyond one loop: first example

In this section we present our first example of a diagrammatic coaction beyond one loop. We consider the sunset integral with massive external legs, of mass p^2 , and a single massive propagator of mass m^2 , see fig. 1. We call this integral the *one-mass sunset* to distinguish it from similar integrals with a different number of massive propagators, the zero- and two-mass sunset integrals which will be discussed in section 5.2. The one-mass sunset integral has a salient new feature compared to one-loop integrals: there are two master integrals that share the same set of propagators. It is therefore interesting to see how the diagrammatic coaction applies here. We note that in other respects this family of integrals is very simple: all pinches lead to integrals that vanish in dimensional regularisation. This makes it a particularly suitable example to begin with. To construct the diagrammatic coaction of the one-mass sunset we will follow the approach of section 3.2, keeping in mind the points highlighted in section 2.

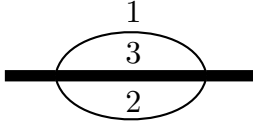


Figure 1: One-mass sunset.

Master integrals. Let us first discuss the left entries of the coaction. As argued in section 2.1, these are spanned by the master integrals associated with the sunset integral under consideration, that is by a basis of the vector space corresponding to the integrals of the form

$$S(\nu_1, \nu_2, \nu_3, \nu_4, \nu_5; D; p^2, m^2) = \left(\frac{e^{\gamma_E \epsilon}}{i\pi^{D/2}} \right)^2 \int d^D k d^D l \frac{[(k+l)^2]^{-\nu_4} [(l+p)^2]^{-\nu_5}}{[k^2]^{\nu_1} [l^2]^{\nu_2} [(k+l+p)^2 - m^2]^{\nu_3}}, \quad (4.1)$$

for integer ν_i with $\nu_4, \nu_5 \leq 0$ and for $D = n - 2\epsilon$, with n even (the indices related to propagators appear explicitly in fig. 1). This space is known to be two-dimensional, and we choose as basis elements

$$\begin{aligned} S^{(1)}(p^2, m^2) &= \epsilon^2 (p^2 - m^2) S(1, 1, 1, 0, 0; 2 - 2\epsilon; p^2, m^2) \\ &= (m^2)^{-2\epsilon} \left(1 - \frac{p^2}{m^2} \right) e^{2\gamma_E \epsilon} \Gamma(1 + 2\epsilon) \Gamma(1 - \epsilon) \Gamma(1 + \epsilon) {}_2F_1 \left(1 + 2\epsilon, 1 + \epsilon; 1 - \epsilon; \frac{p^2}{m^2} \right), \end{aligned} \quad (4.2)$$

and

$$\begin{aligned} S^{(2)}(p^2, m^2) &= -\epsilon^2 S(1, 1, 1, -1, 0; 2 - 2\epsilon; p^2, m^2) \\ &= (m^2)^{-2\epsilon} e^{2\gamma_E \epsilon} \Gamma(1 + 2\epsilon) \Gamma(1 - \epsilon) \Gamma(1 + \epsilon) {}_2F_1 \left(2\epsilon, \epsilon; 1 - \epsilon; \frac{p^2}{m^2} \right). \end{aligned} \quad (4.3)$$

The normalisation factors in eqs. (4.2) and (4.3) are chosen so that the functions are pure. In the rest of this section we suppress the arguments of $S^{(1)}$ and $S^{(2)}$.

Cut integrals. Having discussed the left entries of the coaction, we now turn our attention to the right entries, that is to the cuts of the sunset integral. The calculation of cut integrals beyond one loop is not yet as well understood as at one loop, both for conceptual reasons (for instance, very little is known about the homology group of multi-loop integrals) and for technical reasons (i.e., the explicit calculation of multi-loop cut integrals is still a complicated task). The sunset integral in eq. (4.1) presents a major advantage in this respect: the cuts can be computed iteratively loop-by-loop, and in each iteration the integrand looks like the cut of a one-loop integral, up to a small but important detail which we will highlight below. Let us see this more explicitly, and consider an integral where the three propagators of the master integral $S^{(1)}$ are cut, which we denote by $\mathcal{C}_{1,2,3} S^{(1)}$, where the subscripts relate to the labels of the ν_i in eq. (4.1). By a proper parametrisation of the loop momenta, the cut can be written as

$$\mathcal{C}_{1,2,3} S^{(1)} \sim \mathcal{C}_1 \int \frac{d^{2-2\epsilon} k}{i\pi^{1-\epsilon}} \frac{1}{k^2} \left(\mathcal{C}_{2,3} \int \frac{d^{2-2\epsilon} l}{i\pi^{1-\epsilon}} \frac{1}{l^2} \frac{1}{(k+l+p)^2 - m^2} \right), \quad (4.4)$$

where we use the symbol \sim because we do not keep track of overall normalisation factors which would make expressions lengthy. We refer the reader to appendix A for details. The expression in parentheses is nothing but the maximal cut of a one-loop bubble integral with a single massive propagator and a massive external leg of mass $(k+p)^2$. We have already quoted the result for the cut of such a bubble integral normalised to its leading singularity in eq. (3.11), so we can simply reuse that expression to get (again, we refer to appendix A for more details):

$$\mathcal{C}_{1,2,3}S^{(1)} \sim \mathcal{C}_1 \int \frac{d^{2-2\epsilon}k}{i\pi^{1-\epsilon}} \frac{1}{k^2} \left[(k+p)^2 - m^2 \right]^{-1-2\epsilon} \left[(k+p)^2 \right]^\epsilon. \quad (4.5)$$

The integrand of the remaining integral looks very much like the integrand of a one-loop one-mass bubble integral. We can thus use one-loop techniques [3, 4, 43] to compute its cut, namely we can choose an explicit parametrisation of the loop momentum (A.2) to impose the remaining cut conditions $k^2 = 0$. We can easily integrate over all but one component of the loop momentum k , which may be chosen to be the energy component k_0 , getting

$$\mathcal{C}_{1,2,3}S^{(1)} \sim \int dk_0 k_0^{-1-2\epsilon} \left(p^2 - m^2 + 2\sqrt{p^2}k_0 \right)^{-1-2\epsilon} \left(p^2 + 2\sqrt{p^2}k_0 \right)^{2\epsilon}. \quad (4.6)$$

At this stage we encounter a major difference between one-loop cuts and multi-loop ones. After having imposed all cut conditions, we have not fully localised the integrand, but we have a one-dimensional integral left to perform. The integration region over k_0 has not been specified in eq. (4.6) because it is not determined by the cut conditions. However, knowing that the space of master integrals is two dimensional, we also expect two independent cuts. Further recognising that the integrand is compatible with the general form of eq. (3.1), the space of cycles to be considered is determined by the zeros of the polynomials in k_0 , which are raised to non-integer powers (the factors defining the twist). Specifically, we observe that upon choosing such cycles, eq. (4.6) lends itself to the Euler representation of the Gauss hypergeometric function in eq. (3.2) by a simple change of variables.

We conclude that there are two independent cycles, which both encircle the three propagator poles of the sunset integral, but differ with respect to the k_0 integration. We choose the basis of cycles such that

$$\Gamma_{1,2,3}^{(1)} : k_0 \in \left[-\frac{\sqrt{p^2}}{2}, 0 \right], \quad \Gamma_{1,2,3}^{(2)} : k_0 \in \left[\frac{m^2 - p^2}{2\sqrt{p^2}}, 0 \right]. \quad (4.7)$$

Each of these two integration cycles defines an independent maximal cut of $S^{(1)}$. Restoring all normalisation factors, we find that the maximal cut associated with $\Gamma_{1,2,3}^{(1)}$ is

$$\int_{\Gamma_{1,2,3}^{(1)}} \omega^{(1)} = 2\epsilon e^{2\gamma_E\epsilon} \frac{\Gamma(1+\epsilon)\Gamma(1-\epsilon)}{\Gamma(1-2\epsilon)} (p^2 - m^2)^{-2\epsilon} {}_2F_1 \left(-2\epsilon, 1+2\epsilon; 1-\epsilon; \frac{p^2}{p^2 - m^2} \right), \quad (4.8)$$

where $\omega^{(i)}$ is the differential form that defines the master integral $S^{(i)}$. Similarly, the maximal cut associated with $\Gamma_{1,2,3}^{(2)}$ is

$$\int_{\Gamma_{1,2,3}^{(2)}} \omega^{(1)} = 4\epsilon e^{2\gamma_E\epsilon} \frac{\Gamma^2(1-\epsilon)}{\Gamma(1-4\epsilon)} (p^2)^{2\epsilon} (p^2 - m^2)^{-4\epsilon} {}_2F_1 \left(-2\epsilon, -\epsilon; -4\epsilon; 1 - \frac{m^2}{p^2} \right). \quad (4.9)$$

Let us conclude the discussion of the cuts with some comments. First, we stress that the fact that there are two independent cut integrals associated with $S^{(1)}$ is in line with the general discussion of section 2.1: given that there are two master integrals that share the same set of propagators, there must also be two independent maximal cuts. Second, we can similarly compute the two independent cuts corresponding to integrating $\omega^{(2)}$ over $\Gamma_{1,2,3}^{(1)}$ or $\Gamma_{1,2,3}^{(2)}$ of eq. (4.7). Finally, we observe that the bases of integrands and contours we have chosen are not dual in the sense defined in eq. (2.2). We can however obtain dual bases by adapting the choice of independent contours in the definition of the maximal cuts such that

$$\int_{\gamma_{1,2,3}^{(j)}} \omega^{(i)} = \delta_{ij} + \mathcal{O}(\epsilon). \quad (4.10)$$

The new contours $\gamma_{1,2,3}^{(1)}$ and $\gamma_{1,2,3}^{(2)}$ are related to those used in eqs. (4.8) and (4.9) through

$$\gamma_{1,2,3}^{(1)} = \frac{1}{4\epsilon} \Gamma_{1,2,3}^{(2)}, \quad \gamma_{1,2,3}^{(2)} = \frac{1}{2\epsilon} \left(\Gamma_{1,2,3}^{(1)} - \frac{1}{2} \Gamma_{1,2,3}^{(2)} \right), \quad (4.11)$$

yielding, respectively,

$$\begin{aligned} \mathcal{C}_{1,2,3}^{(1)} S^{(1)} &= e^{2\gamma_E \epsilon} \frac{\Gamma^2(1-\epsilon)}{\Gamma(1-4\epsilon)} (p^2)^{2\epsilon} (p^2 - m^2)^{-4\epsilon} {}_2F_1 \left(-2\epsilon, -\epsilon; -4\epsilon; 1 - \frac{m^2}{p^2} \right), \\ \mathcal{C}_{1,2,3}^{(2)} S^{(1)} &= e^{2\gamma_E \epsilon} \frac{\Gamma(1+\epsilon)\Gamma(1-\epsilon)}{\Gamma(1-2\epsilon)} (p^2 - m^2)^{-2\epsilon} {}_2F_1 \left(-2\epsilon, 1+2\epsilon; 1-\epsilon; \frac{p^2}{p^2 - m^2} \right) \\ &\quad - e^{2\gamma_E \epsilon} \frac{\Gamma^2(1-\epsilon)}{\Gamma(1-4\epsilon)} (p^2)^{2\epsilon} (p^2 - m^2)^{-4\epsilon} {}_2F_1 \left(-2\epsilon, -\epsilon; -4\epsilon; 1 - \frac{m^2}{p^2} \right), \end{aligned} \quad (4.12)$$

for the first master integrand, and

$$\begin{aligned} \mathcal{C}_{1,2,3}^{(1)} S^{(2)} &= e^{2\gamma_E \epsilon} \frac{\epsilon \Gamma^2(1-\epsilon)}{2\Gamma(2-4\epsilon)} \frac{(p^2 - m^2)^{1-4\epsilon}}{(p^2)^{1-2\epsilon}} {}_2F_1 \left(1-2\epsilon, 1-\epsilon; 2-4\epsilon; 1 - \frac{m^2}{p^2} \right), \\ \mathcal{C}_{1,2,3}^{(2)} S^{(2)} &= e^{2\gamma_E \epsilon} \frac{\Gamma(1+\epsilon)\Gamma(1-\epsilon)}{\Gamma(1-2\epsilon)} (p^2 - m^2)^{-2\epsilon} {}_2F_1 \left(1-2\epsilon, 2\epsilon; 1-\epsilon; \frac{p^2}{p^2 - m^2} \right) \\ &\quad - e^{2\gamma_E \epsilon} \frac{\epsilon \Gamma^2(1-\epsilon)}{2\Gamma(2-4\epsilon)} \frac{(p^2 - m^2)^{1-4\epsilon}}{(p^2)^{-1+2\epsilon}} {}_2F_1 \left(1-2\epsilon, 1-\epsilon; 2-4\epsilon; 1 - \frac{m^2}{p^2} \right). \end{aligned} \quad (4.13)$$

for the second.

Global coaction. Having determined a complete set of master integrals and dual contours, the coaction is expected to take the simple form of eq. (2.2):

$$\Delta \int_{\Gamma_\emptyset} \omega^{(i)} = \int_{\Gamma_\emptyset} \omega^{(1)} \otimes \int_{\gamma_{1,2,3}^{(1)}} \omega^{(i)} + \int_{\Gamma_\emptyset} \omega^{(2)} \otimes \int_{\gamma_{1,2,3}^{(2)}} \omega^{(i)} \quad (4.14)$$

for $i = 1, 2$. To show this we need to follow the steps taken in section 3.2. That is, we begin by computing the global coaction of each master integral in terms of hypergeometric functions, and then express the resulting left entries in terms of the basis of master integrals, and the right entries in terms of their dual basis of contours. Considering the coaction on

the $S^{(i)}$ given in eqs. (4.2) and (4.3), specialising the general formula of the coaction on the Gauss hypergeometric function in eq. (3.6) to the parameters of these functions, accounting for the overall Γ -function factors using $\Delta(f \cdot g) = \Delta(f) \cdot \Delta(g)$, and finally employing known analytic continuation and contiguous relations to express the left and right entries using the aforementioned bases, we obtain the expected simple form of the coactions:

$$\begin{aligned}\Delta S^{(1)} &= S^{(1)} \otimes \mathcal{C}_{1,2,3}^{(1)} S^{(1)} + S^{(2)} \otimes \mathcal{C}_{1,2,3}^{(2)} S^{(1)}, \\ \Delta S^{(2)} &= S^{(1)} \otimes \mathcal{C}_{1,2,3}^{(1)} S^{(2)} + S^{(2)} \otimes \mathcal{C}_{1,2,3}^{(2)} S^{(2)},\end{aligned}\tag{4.15}$$

where the $\mathcal{C}_{1,2,3}^{(j)} S^{(i)}$ are given in eqs. (4.12) and (4.13). Note that the functions $\mathcal{C}_{1,2,3}^{(j)} S^{(i)}$ for fixed i form a basis of the homology group, indexed by j , while for fixed j , they form a basis for the cohomology group, indexed by i . Indeed, the latter are contiguous functions, similarly to their uncut counterparts in eqs. (4.2) and (4.3).

Diagrammatic coaction. The diagrammatic interpretation of the coaction for the two master integrals of the sunset topology now readily follows: eq. (4.15) agrees with the general form of the diagrammatic coaction in eq. (2.19). As discussed in section 2.3, the fact that a master integral is no longer unambiguously identified by its propagators, and that a cut integral is no longer unambiguously identified by the cut propagators, implies that the diagrams we use to represent them need to carry additional information. There are six different quantities we should distinguish: the two master integrals $S^{(1)}$ and $S^{(2)}$, the two cuts associated with the contour $\gamma_{1,2,3}^{(1)}$ denoted $\mathcal{C}_{1,2,3}^{(1)} S^{(1)}$ and $\mathcal{C}_{1,2,3}^{(1)} S^{(2)}$, and the two cuts associated with the contour $\gamma_{1,2,3}^{(2)}$ denoted $\mathcal{C}_{1,2,3}^{(2)} S^{(1)}$ and $\mathcal{C}_{1,2,3}^{(2)} S^{(2)}$. In order to unambiguously identify each of these six quantities we introduce the following diagrams:

$$\begin{aligned}S^{(1)} &= \text{---} \overset{(1)}{\bigcirc} \text{---}, & S^{(2)} &= \text{---} \overset{(2)}{\bigcirc} \text{---}, \\ \mathcal{C}_{1,2,3}^{(1)} S^{(1)} &= \text{---} \overset{(1)}{\bigcirc} \text{---} \text{---} \text{---}, & \mathcal{C}_{1,2,3}^{(1)} S^{(2)} &= \text{---} \overset{(2)}{\bigcirc} \text{---} \text{---} \text{---}, \\ \mathcal{C}_{1,2,3}^{(2)} S^{(1)} &= \text{---} \overset{(1)}{\bigcirc} \text{---} \text{---} \text{---}, & \mathcal{C}_{1,2,3}^{(2)} S^{(2)} &= \text{---} \overset{(2)}{\bigcirc} \text{---} \text{---} \text{---}.\end{aligned}\tag{4.16}$$

In our notation the superscript (i) is associated with the integrand $\omega^{(i)}$ of the respective master integral $S^{(i)}$, and we associated a colour with these indices: here (1) is red and (2) is blue. These colours are then used to identify distinct cuts, encoding the fact that there is a natural association between the master integral $S^{(1)}$ and its dual contour $\gamma_{1,2,3}^{(1)}$, and between the master integral $S^{(2)}$ and the dual contour $\gamma_{1,2,3}^{(2)}$.

Using these diagrammatic rules, the diagrammatic coaction of the one-mass sunset integral is given by

$$\Delta \left[\text{---} \overset{(1)}{\bigcirc} \text{---} \right] = \text{---} \overset{(1)}{\bigcirc} \text{---} \otimes \text{---} \overset{(1)}{\bigcirc} \text{---} \text{---} \text{---} + \text{---} \overset{(2)}{\bigcirc} \text{---} \otimes \text{---} \overset{(1)}{\bigcirc} \text{---} \text{---} \text{---},\tag{4.17}$$

and

$$\Delta \left[\text{Sunset Diagram} \right] = \text{Sunset Diagram}^{(1)} \otimes \text{Cut Diagram}^{(2)} + \text{Sunset Diagram}^{(2)} \otimes \text{Cut Diagram}^{(2)}. \quad (4.18)$$

We emphasise that this diagrammatic coaction holds as a function of ϵ , and to all orders in the Laurent expansion, and it is not conjectural. Indeed, it was obtained by starting from the representation of the sunset integrals and their cuts in terms of Gauss' hypergeometric function. As explained above, the diagrammatic coaction in eqs. (4.17) and (4.18) follows from the global version of the coaction on Gauss' hypergeometric function known from refs. [19, 20].

Relations between cuts, discontinuities and uncut integrals. We see that only the cuts corresponding to the contours $\gamma_{1,2,3}^{(i)}$, $i = 1, 2$, enter the diagrammatic coaction in eqs. (4.17) and (4.18). Of course, there are additional cuts we could consider, e.g., cut integrals where not all propagators are put on shell. Since there are two master integrals, and since the number of independent contours must equal the number of master integrals, these additional cut integrals must be linear combinations of the maximal cuts $\mathcal{C}_{1,2,3}^{(i)} S^{(j)}$. Indeed, we find for example that

$$\mathcal{C}_3 S^{(i)} = \mathcal{C}_{1,2,3}^{(1)} S^{(i)} - \mathcal{C}_{1,2,3}^{(2)} S^{(i)} \quad \text{mod } i\pi, \quad (4.19)$$

where $\mathcal{C}_3 S^{(i)}$ is the integral where the (massive) propagator 3 is cut. We also find that the uncut Feynman integral can be written as a linear combination of its maximal cuts, similar to relation (2.11) for one-loop integrals:

$$S^{(i)} = \mathcal{C}_{1,2,3}^{(1)} S^{(i)} + \mathcal{C}_{1,2,3}^{(2)} S^{(i)} \quad \text{mod } i\pi. \quad (4.20)$$

It is well known that cuts of Feynman integrals are closely related to their discontinuities [31]. While at one loop it was trivial to identify the functions capturing the discontinuities associated with propagator masses or external channels in the diagrammatic coaction [1, 2], the situation is more complicated at two loops. First, given the discussion in section 2.3, beyond one loop the diagrammatic coaction will never include one-propagator cuts that compute discontinuities associated with propagator masses [4]; these are non-genuine L -loop cuts and are therefore not part of our basis. Second, beyond one loop the discontinuities associated with external channels are usually given by a linear combination of cuts, some of which leave one or more of the subloops uncut, see e.g. ref. [3]. Nevertheless, given that the cuts that appear in the diagrammatic coaction form a basis for all cuts and that discontinuities are expressible as linear combinations of cut integrals, discontinuities can be written as linear combinations of our basis of cuts. In the context of the sunset integral we have discussed in this section, we find

$$\begin{aligned} \text{Disc}_{m^2} S^{(i)} &\sim 2\epsilon \left(\mathcal{C}_{1,2,3}^{(1)} S^{(i)} - \mathcal{C}_{1,2,3}^{(2)} S^{(i)} \right), \\ \text{Disc}_{p^2} S^{(i)} &\sim -4\epsilon \mathcal{C}_{1,2,3}^{(1)} S^{(i)}, \end{aligned} \quad (4.21)$$

where the symbol \sim is used because we have not defined the operator Disc, and different definitions might vary by some overall normalisation.

Diagrammatic coaction of cut integrals. Let us conclude this section by commenting on the coaction on the cuts of the sunset integral. We consider the generic contour $\Gamma(a, b)$, corresponding to a linear combination of the two generators of the homology group defined in eq. (4.11):

$$\Gamma(a, b) = a \gamma_{1,2,3}^{(1)} + b \gamma_{1,2,3}^{(2)}. \quad (4.22)$$

Diagrammatically, we write

$$\begin{array}{c} \text{(1)} \\ \vdots \\ \text{---} \text{---} \text{---} \\ \vdots \\ \text{(1)} \end{array} = a \begin{array}{c} \text{(1)} \\ \vdots \\ \text{---} \text{---} \text{---} \\ \vdots \\ \text{(1)} \end{array} + b \begin{array}{c} \text{(1)} \\ \vdots \\ \text{---} \text{---} \text{---} \\ \vdots \\ \text{(1)} \end{array}. \quad (4.23)$$

A similar relation, with the same coefficients a and b , holds for the second master integrand. Keeping in mind that the change of integration contour only affects the left entries of the coaction, see eq. (2.1), the coaction for this contour follows directly from that of eq. (4.17),

$$\Delta \left[\begin{array}{c} \text{(1)} \\ \vdots \\ \text{---} \text{---} \text{---} \\ \vdots \\ \text{(1)} \end{array} \right] = \begin{array}{c} \text{(1)} \\ \vdots \\ \text{---} \text{---} \text{---} \\ \vdots \\ \text{(1)} \end{array} \otimes \begin{array}{c} \text{(1)} \\ \vdots \\ \text{---} \text{---} \text{---} \\ \vdots \\ \text{(1)} \end{array} + \begin{array}{c} \text{(2)} \\ \vdots \\ \text{---} \text{---} \text{---} \\ \vdots \\ \text{(1)} \end{array} \otimes \begin{array}{c} \text{(1)} \\ \vdots \\ \text{---} \text{---} \text{---} \\ \vdots \\ \text{(1)} \end{array}, \quad (4.24)$$

and similarly for the second master integrand.

We note that the diagrammatic coaction of eq. (4.24) has exactly the same structure as that in eq. (4.17), featuring the complete set of master integrals. More generally, the expectation is that the coaction of cut Feynman integrals would be simpler, as only a subset of the master integrals survives under any particular cut—those that feature all propagators that are being cut (cf. eq. (2.15) for the one-loop case). In this respect then the one-mass sunset topology is very special: all of its pinches are zero (i.e. there are no subtopologies), and the associated homology group is spanned by the two maximal cuts. As such, any contour can be written in terms of the maximal cuts, see e.g. eqs. (4.19) and (4.20), and they do not set to zero any of the master integrals in the topology. The coaction of any cut of the one-mass sunset will thus always have the same structure as eqs. (4.17) and (4.24).

5 Coactions of further two-loop Feynman integrals

In this section we present further examples of diagrammatic coactions at two loops. While we are still far from having a complete picture as we do at one loop, these examples are aimed at showing that a diagrammatic coaction exists (at least) for a wide variety of two-loop examples. We will consider up to four-point diagrams with up to five propagators, which will allow us to have examples with up to six master integrals. In all cases the diagrammatic coactions will be obtained with the approach outlined in the previous section, i.e., we will start from the global coaction of the uncut integral (in all cases studied here, these integrals evaluate to hypergeometric functions considered in ref. [20] and their global coaction is known) and match that coaction to a sum over tensor products of master

integrals and cuts. We will also discuss how the diagrammatic coaction is consistent with taking massless limits.

As was made clear in section 2.3, the diagrammatic coaction beyond one loop requires extra decorations on Feynman graphs corresponding to the index i on the right-hand side of eq. (2.19). Throughout this section we use the same notation used in eqs. (4.17) and (4.18). That is, we encode this information in an explicit superscript where a given index value and a corresponding colour uniquely specify the master integrand; the colour then specifies the dual contour associated with each master integrand, and it is used in drawing the dashed lines cutting through the relevant subset of propagators on the right entry. When this degeneracy is not present we revert to the notation we used at one loop, where all cut propagators are denoted by red dashed lines.

All the examples listed in this section are by construction consistent with the global coaction, which was conjectured to be consistent with the local coaction on MPLs in ref. [20]. In all cases, we have verified explicitly that the local coaction of every master integral is indeed consistent with the ϵ expansion of the entries of its diagrammatic coaction up to order ϵ^4 , i.e., up to weight four.

5.1 Double tadpole

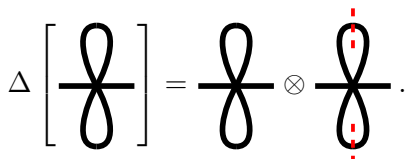
Let us first consider an example of a two-loop integral that is simply the product of two one-loop integrals, namely the product of two tadpoles. We have already quoted the expression for the one-loop tadpole of mass m^2 in eq. (3.12). The double tadpole with masses m_1^2 and m_2^2 (evaluated in $2 - 2\epsilon$ dimensions, and normalised to start as $1 + \mathcal{O}(\epsilon)$) is then

$$J(m_1^2, m_2^2) = e^{2\epsilon\gamma_E} \Gamma^2(1 + \epsilon) (m_1^2)^{-\epsilon} (m_2^2)^{-\epsilon}. \quad (5.1)$$

Its maximal cut is also given by the product of the one-loop expressions [2]:

$$\mathcal{C}_{1,2} J(m_1^2, m_2^2) = \frac{e^{2\epsilon\gamma_E}}{\Gamma^2(1 - \epsilon)} (-m_1^2)^{-\epsilon} (-m_2^2)^{-\epsilon}. \quad (5.2)$$

We note that, modulo $i\pi$, the maximal cut and the uncut integral are in fact equal (assuming that they are both normalised to start as $1 + \mathcal{O}(\epsilon)$). More precisely, if we consider the expansion in ϵ of eqs. (5.1) and (5.2) and set to zero all powers of π , we find that the two expressions agree.⁹ The global coaction of the double-tadpole is therefore very simple, and the diagrammatic coaction is,

$$\Delta \left[\text{tadpole} \right] = \text{tadpole} \otimes \text{tadpole}^{\text{cut}}. \quad (5.3)$$


This agrees with the way the coaction acts on products of functions, $\Delta(f \cdot g) = \Delta(f) \cdot \Delta(g)$. We note that the same approach can be used to compute the coaction of any multi-loop

⁹ It is clear that this must happen from the perspective of their global coaction, see e.g. section 2.2 of ref. [20].

integral that is just a product of one-loop integrals. It is clear that there is a diagrammatic coaction for those cases, which follows in a straightforward way from the diagrammatic coaction at one loop.

5.2 Sunset

We next consider genuine two-loop diagrams similar to those studied in section 4. We will investigate the case where all propagators are massless, a trivial case but one which appears as a master integral corresponding to a subtopology of examples we will encounter later, and the case where two propagators are massive. Both cases evaluate to hypergeometric-type integrals which have been considered in ref. [20], which means that their global coaction is known and we can follow the approach of sections 3.2 and 4 to construct their diagrammatic coaction.

5.2.1 Massless propagators

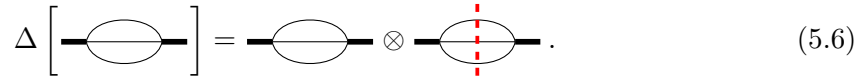
We begin with the coaction on the sunset with no internal masses, associated with integrals of the form

$$S(\nu_1, \nu_2, \nu_3, \nu_4, \nu_5; D; p^2) = \left(\frac{e^{\gamma_E \epsilon}}{i\pi^{D/2}} \right)^2 \int d^D k d^D l \frac{[(k+l)^2]^{-\nu_4} [(l+p)^2]^{-\nu_5}}{[k^2]^{\nu_1} [l^2]^{\nu_2} [(k+l+p)^2]^{\nu_3}}, \quad (5.4)$$

for integer ν_i with $\nu_4, \nu_5 \leq 0$ and for $D = n - 2\epsilon$, with n even. It is well known that there is a single master integral associated with this topology. We choose the scalar integral evaluated in $D = 2 - 2\epsilon$ dimensions, normalised to start as $1 + \mathcal{O}(\epsilon)$. More concretely, we take

$$S(p^2) = -\frac{p^2}{3} \epsilon^2 S(1, 1, 1, 0, 0; 2 - 2\epsilon; p^2) = (-p^2)^{-2\epsilon} e^{2\gamma_E \epsilon} \frac{\Gamma^3(1 - \epsilon) \Gamma(1 + 2\epsilon)}{\Gamma(1 - 3\epsilon)}. \quad (5.5)$$

The cut integral can be computed in a straightforward loop-by-loop approach, as was done in the example of section 4. As for the double tadpole, if the maximal cut is normalised in the same way, we find that it is equal to the uncut integral modulo $i\pi$ (see footnote 9). It is then easy to see that the massless sunset satisfies the diagrammatic coaction

$$\Delta \left[\text{Sunset} \right] = \text{Sunset} \otimes \text{CutSunset}. \quad (5.6)$$


5.2.2 Two massive propagators

We now consider the more general sunset integral where there are two non-vanishing (and non-equal) internal masses. This topology is defined by the set of integrals of the form

$$\begin{aligned} S(\nu_1, \nu_2, \nu_3, \nu_4, \nu_5; D; p^2, m_1^2, m_2^2) &= \\ &= \left(\frac{e^{\gamma_E \epsilon}}{i\pi^{D/2}} \right)^2 \int d^D k \int d^D l \frac{[m_2^2 - (k+p)^2]^{-\nu_4} [m_1^2 - (l+p)^2]^{-\nu_5}}{[k^2 - m_1^2]^{\nu_1} [l^2 - m_2^2]^{\nu_2} [(k+l+p)^2]^{\nu_3}}, \end{aligned} \quad (5.7)$$

for integer ν_i with $\nu_4, \nu_5 \leq 0$ and for $D = n - 2\epsilon$, with n even. There are four master integrals in this topology. Out of these four, there are three master integrals with three propagators, which we choose to be

$$\begin{aligned}
S^{(1)}(p^2, m_1^2, m_2^2) &= -\epsilon^2 e^{2\gamma_E \epsilon} \int \frac{d^{2-2\epsilon} k}{i\pi^{1-\epsilon}} \int \frac{d^{2-2\epsilon} l}{i\pi^{1-\epsilon}} \frac{\sqrt{\lambda(p^2, m_1^2, m_2^2)}}{(k^2 - m_1^2)(l^2 - m_2^2)(k+l+p)^2}, \\
S^{(2)}(p^2, m_1^2, m_2^2) &= \epsilon^2 e^{2\gamma_E \epsilon} \int \frac{d^{2-2\epsilon} k}{i\pi^{1-\epsilon}} \int \frac{d^{2-2\epsilon} l}{i\pi^{1-\epsilon}} \frac{m_2^2 - (k+p)^2}{(k^2 - m_1^2)(l^2 - m_2^2)(k+l+p)^2}, \\
S^{(3)}(p^2, m_1^2, m_2^2) &= \epsilon^2 e^{2\gamma_E \epsilon} \int \frac{d^{2-2\epsilon} k}{i\pi^{1-\epsilon}} \int \frac{d^{2-2\epsilon} l}{i\pi^{1-\epsilon}} \frac{m_1^2 - (l+p)^2}{(k^2 - m_1^2)(l^2 - m_2^2)(k+l+p)^2},
\end{aligned} \tag{5.8}$$

where $\lambda(a, b, c) = a^2 + b^2 + c^2 - 2ab - 2ac - 2bc$ is the usual Källén function. The normalisation is chosen so that the master integrals are pure functions, and the weight of the MPLs in the coefficients at order ϵ^k is k . The fourth master integral is the product of two tadpoles considered in section 5.1. As usual, for simplicity we will drop the dependence of the $S^{(i)}$ on the kinematic variables whenever there is no ambiguity. We give explicit expressions for the three integrals of eq. (5.8) in appendix C.1.3. These can be written in terms of Appell F_4 functions (see e.g. ref. [66]), which is the most complicated type of hypergeometric functions considered in ref. [20]. The global coaction of the two-mass sunset integral can be directly obtained with the results presented there.

As in the case of the one-mass sunset integral of eq. (4.6), the maximal-cut conditions do not completely determine the result of the maximal cut. Consistently with the number of master integrals of the top topology (those in eq. (5.8)), there are three independent maximal cuts, and we denote the corresponding contours by $\Gamma_{1,2,3}^{(i)}$, where i ranges from 1 to 3. We compute these cuts following a loop-by-loop approach, similar to the one used in section 4 for the one-mass sunset case, making use of the one-loop techniques of refs. [3, 4, 43]. To this end we introduce an explicit parametrisation of the loop momenta in terms of spherical coordinates, which we use to impose the cut conditions. We refer the reader to appendices A and B for more details on the calculation, and a discussion of two different representations for these cuts, either in terms of Appell F_1 functions or in terms of Appell F_4 functions. Both representations are useful as they highlight different properties of the cut integrals. We collect explicit expressions for the maximal cuts in appendix C.1.3.

Finally, there is another independent contour $\Gamma_{1,2}$ which only encircles the poles of the two massive propagators. This is the same contour defining the maximal cut of the double tadpole J in eq. (5.2). Details on this calculation can be found in appendix A, and explicit results for the cuts associated with this contour are listed in appendix C.1.3.

Starting from the global coaction on the Appell F_4 functions [20], we can obtain the coaction on each of the three three-propagator master integrals of the sunset topology with

two massive propagators.¹⁰ We find

$$\begin{aligned}
\Delta S^{(1)} &= J \otimes \left(\mathcal{C}_{1,2} S^{(1)} + \mathcal{C}_{1,2,3}^{(1)} S^{(1)} + \mathcal{C}_{1,2,3}^{(2)} S^{(1)} + \mathcal{C}_{1,2,3}^{(3)} S^{(1)} \right) \\
&\quad + S^{(1)} \otimes \mathcal{C}_{1,2,3}^{(1)} S^{(1)} + S^{(2)} \otimes \mathcal{C}_{1,2,3}^{(2)} S^{(1)} + S^{(3)} \otimes \mathcal{C}_{1,2,3}^{(3)} S^{(1)}, \\
\Delta S^{(2)} &= J \otimes \left(\mathcal{C}_{1,2} S^{(2)} + \mathcal{C}_{1,2,3}^{(1)} S^{(2)} + \mathcal{C}_{1,2,3}^{(2)} S^{(2)} + \mathcal{C}_{1,2,3}^{(3)} S^{(2)} \right) \\
&\quad + S^{(1)} \otimes \mathcal{C}_{1,2,3}^{(1)} S^{(2)} + S^{(2)} \otimes \mathcal{C}_{1,2,3}^{(2)} S^{(2)} + S^{(3)} \otimes \mathcal{C}_{1,2,3}^{(3)} S^{(2)}, \\
\Delta S^{(3)} &= J \otimes \left(\mathcal{C}_{1,2} S^{(3)} + \mathcal{C}_{1,2,3}^{(1)} S^{(3)} + \mathcal{C}_{1,2,3}^{(2)} S^{(3)} + \mathcal{C}_{1,2,3}^{(3)} S^{(3)} \right) \\
&\quad + S^{(1)} \otimes \mathcal{C}_{1,2,3}^{(1)} S^{(3)} + S^{(2)} \otimes \mathcal{C}_{1,2,3}^{(2)} S^{(3)} + S^{(3)} \otimes \mathcal{C}_{1,2,3}^{(3)} S^{(3)},
\end{aligned} \tag{5.9}$$

where J is the two-loop tadpole defined in eq. (5.1). Generalizing the diagrammatic notation of eq. (4.16) in a straightforward way, we obtain the diagrammatic coactions for the two-mass sunset:

$$\begin{aligned}
\Delta \left[\text{Sunset}^{(1)} \right] &= \text{Two-loop tadpole} \otimes \left(\text{Sunset}^{(1)}_{\text{cut1}} + \text{Sunset}^{(1)}_{\text{cut2}} + \text{Sunset}^{(1)}_{\text{cut3}} + \text{Sunset}^{(1)}_{\text{cut4}} \right) \\
&\quad + \text{Sunset}^{(1)}_{\text{cut1}} \otimes \text{Sunset}^{(1)}_{\text{cut1}} + \text{Sunset}^{(1)}_{\text{cut2}} \otimes \text{Sunset}^{(1)}_{\text{cut2}} + \text{Sunset}^{(1)}_{\text{cut3}} \otimes \text{Sunset}^{(1)}_{\text{cut3}} + \text{Sunset}^{(1)}_{\text{cut4}} \otimes \text{Sunset}^{(1)}_{\text{cut4}},
\end{aligned} \tag{5.10}$$

$$\begin{aligned}
\Delta \left[\text{Sunset}^{(2)} \right] &= \text{Two-loop tadpole} \otimes \left(\text{Sunset}^{(2)}_{\text{cut1}} + \text{Sunset}^{(2)}_{\text{cut2}} + \text{Sunset}^{(2)}_{\text{cut3}} + \text{Sunset}^{(2)}_{\text{cut4}} \right) \\
&\quad + \text{Sunset}^{(2)}_{\text{cut1}} \otimes \text{Sunset}^{(2)}_{\text{cut1}} + \text{Sunset}^{(2)}_{\text{cut2}} \otimes \text{Sunset}^{(2)}_{\text{cut2}} + \text{Sunset}^{(2)}_{\text{cut3}} \otimes \text{Sunset}^{(2)}_{\text{cut3}} + \text{Sunset}^{(2)}_{\text{cut4}} \otimes \text{Sunset}^{(2)}_{\text{cut4}},
\end{aligned} \tag{5.11}$$

$$\begin{aligned}
\Delta \left[\text{Sunset}^{(3)} \right] &= \text{Two-loop tadpole} \otimes \left(\text{Sunset}^{(3)}_{\text{cut1}} + \text{Sunset}^{(3)}_{\text{cut2}} + \text{Sunset}^{(3)}_{\text{cut3}} + \text{Sunset}^{(3)}_{\text{cut4}} \right) \\
&\quad + \text{Sunset}^{(3)}_{\text{cut1}} \otimes \text{Sunset}^{(3)}_{\text{cut1}} + \text{Sunset}^{(3)}_{\text{cut2}} \otimes \text{Sunset}^{(3)}_{\text{cut2}} + \text{Sunset}^{(3)}_{\text{cut3}} \otimes \text{Sunset}^{(3)}_{\text{cut3}} + \text{Sunset}^{(3)}_{\text{cut4}} \otimes \text{Sunset}^{(3)}_{\text{cut4}}.
\end{aligned} \tag{5.12}$$

¹⁰We choose to apply the coaction in a symmetric basis of Appell F_4 functions, depending on the kinematic variables through the ratios $\frac{m_1^2}{p^2}$ and $\frac{m_2^2}{p^2}$. To this end one needs to first apply the analytic continuation relation (C.12) to the expressions quoted in eqs. (C.9), (C.10) and (C.11). The right entries in the coaction can then be expressed in terms of the cuts quoted in appendix C.1.3.

We stress that, as for previous examples, these coactions are simply obtained as a diagrammatic representation of the global coaction on Appell F_4 functions. If the conjectured formula for the F_4 coaction in ref. [20] is proven to all orders in ϵ , then so will eqs. (5.10), (5.11) and (5.12). The complexity of the functions involved in these Feynman integrals makes this a particularly nontrivial example, and we find that all the properties highlighted in section 2 are satisfied.

Let us make some comments about the coactions in eqs. (5.10), (5.11) and (5.12). First, we see that the terms in the coaction that have a double tadpole integral in the left entry have cut integrals where two or three propagators are cut in the right entry. The appearance of so-called deformation terms in the right entry where more propagators are cut than those present in the master integral in the left entry is not surprising: this is consistent with eqs. (2.18) and (2.19) and is familiar from the one-loop case, see e.g. eq. (2.9), where these terms can be traced back to relations among the homology generators (cf. eq. (2.10)). Second, we have checked that upon sending one or both masses to zero, eqs. (5.10), (5.11) and (5.12) reduce to the corresponding diagrammatic coactions for the one- or zero-mass sunset integrals in eqs. (4.17), (4.18) and (5.6). We note that for this reduction to be possible, some of the terms in the coaction need to be rearranged, because the number of master integrals changes as masses are sent to zero. We will illustrate this rearrangement in detail in the next section on the example of the double-edged triangle integral.

To close the discussion of the two-mass sunset integral, we comment on the coaction of its cuts. As an example, we consider a cut integral given by a linear combination of the three maximal cuts (but which does not involve the two-propagator cut), represented diagrammatically as

$$\begin{array}{c} \text{(1)} \\ \text{---} \bigcirc \text{---} \\ \text{---} \end{array} = a \begin{array}{c} \text{(1)} \\ \text{---} \bigcirc \text{---} \\ \text{---} \end{array} + b \begin{array}{c} \text{(1)} \\ \text{---} \bigcirc \text{---} \\ \text{---} \end{array} + c \begin{array}{c} \text{(1)} \\ \text{---} \bigcirc \text{---} \\ \text{---} \end{array}, \quad (5.13)$$

and similarly for the other two master integrands. To construct the coaction on this generic maximal cut, we first note that it sets to zero the double tadpole since this subtopology does not feature one of the cut propagators. Then, we recall that a change of integration contour only affects the left entries of the coaction, see eq. (2.1), and it then follows from eq. (5.10) that

$$\begin{aligned}
 \Delta \left[\begin{array}{c} \text{(1)} \\ \text{---} \bigcirc \text{---} \\ \text{---} \end{array} \right] &= \begin{array}{c} \text{(1)} \\ \text{---} \bigcirc \text{---} \\ \text{---} \end{array} \otimes \begin{array}{c} \text{(1)} \\ \text{---} \bigcirc \text{---} \\ \text{---} \end{array} + \begin{array}{c} \text{(2)} \\ \text{---} \bigcirc \text{---} \\ \text{---} \end{array} \otimes \begin{array}{c} \text{(1)} \\ \text{---} \bigcirc \text{---} \\ \text{---} \end{array} \\
 &+ \begin{array}{c} \text{(3)} \\ \text{---} \bigcirc \text{---} \\ \text{---} \end{array} \otimes \begin{array}{c} \text{(1)} \\ \text{---} \bigcirc \text{---} \\ \text{---} \end{array}.
 \end{aligned} \quad (5.14)$$

A similar coaction can be written for the other two integrands corresponding to the master integrals $S^{(2)}$ and $S^{(3)}$. Because a generic maximal cut sets the double tadpole to zero, this

coaction is simpler than that of the uncut integral. This is consistent with the fact that the space of maximal cuts is three-dimensional, while the uncut topology has four master integrals. This simplicity is also manifest in the system of differential equations satisfied by the maximal cuts compared to that of the uncut integrals, as discussed in appendix B.

5.3 Double-Edged Triangle

The next example we consider is the double-edged triangle of fig. 2. We will always take all propagators massless, but will consider all possible configurations of massless and massive external legs, which will allow us to illustrate how the diagrammatic coaction behaves in limits where masses are set to zero.

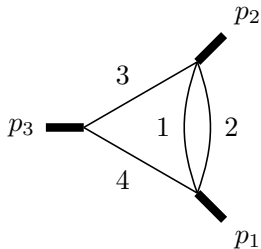


Figure 2: Double-edged triangle.

The graph of fig. 2 defines a family of master integrals corresponding to

$$P(\nu_1, \nu_2, \nu_3, \nu_4, \nu_5, \nu_6, \nu_7; D; p_1^2, p_2^2, p_3^2) = \left(\frac{e^{\gamma_E \epsilon}}{i\pi^{D/2}} \right)^2 \int d^D l \int d^D k \frac{[(k+p_3)^2]^{-\nu_5} [(k+p_2)^2]^{-\nu_6} [(l+p_2)^2]^{-\nu_7}}{[k^2]^{\nu_1} [(k+l+p_2)^2]^{\nu_2} [l^2]^{\nu_3} [(l-p_3)^2]^{\nu_4}} \quad (5.15)$$

for integer ν_i with $\nu_5, \nu_6, \nu_7 \leq 0$ and for $D = n - 2\epsilon$, with n even. In the most complicated case we will consider all external legs are massive and the space of functions defined by eq. (5.15) is spanned by four master integrals. Two are the sunset integrals corresponding to pinching propagators 3 or 4 in fig. 2. This type of integral was already discussed in section 5.2.1. The other two master integrals are new and have not yet been discussed, and we choose them to be

$$\begin{aligned} P^{(1)}(p_1^2, p_2^2, p_3^2) &= -\epsilon^3 \sqrt{\lambda(p_1^2, p_2^2, p_3^2)} P(2, 1, 1, 1, 0, 0, 0; 4 - 2\epsilon; p_1^2, p_2^2, p_3^2), \\ P^{(2)}(p_1^2, p_2^2, p_3^2) &= -\epsilon^2 p_3^2 P(1, 1, 1, 1, 0, 0, -1; 2 - 2\epsilon; p_1^2, p_2^2, p_3^2), \end{aligned} \quad (5.16)$$

where $\lambda(a, b, c)$ is again the Källén function. These integrals evaluate to Appell F_4 functions, and explicit expressions can be found in appendix C.2.5. Their global coaction can be obtained from the results of ref. [20]. As is by now well established, to each of the four master integrals corresponds an independent integration contour: one corresponding to cutting propagators (1,2,3), one to cutting propagators (1,2,4), and two corresponding to cutting all four propagators. A basis of independent cut integrals was computed with the same approach we used for previous examples. Subsequently we identify the specific cuts dual to the chosen master integrals above, by forming linear combinations of the cuts in

this basis and imposing that eq. (2.2) is satisfied. We give expressions for each of the four cuts of $P^{(1)}(p_1^2, p_2^2, p_3^2)$ and $P^{(2)}(p_1^2, p_2^2, p_3^2)$ in appendix C.2.5. Matching the cut integrals to the global coactions, we find the diagrammatic coactions for the master integrals in eq. (5.16):

$$\begin{aligned}
\Delta \left[\begin{array}{c} \text{Sunset diagram with } p_2 \text{ top, } p_1 \text{ bottom, } p_3 \text{ left} \\ \text{Internal lines } 1, 2, 3, 4 \\ \text{Cut (1) in green} \end{array} \right] &= p_1 \text{---} \left[\begin{array}{c} \text{Bubble diagram with } p_1 \text{ top, } p_1 \text{ bottom} \\ \text{Internal lines } 1, 2, 4 \end{array} \right] \otimes \left(\begin{array}{c} \text{Sunset diagram with } p_2 \text{ top, } p_1 \text{ bottom, } p_3 \text{ left} \\ \text{Internal lines } 1, 2, 3, 4 \\ \text{Cut (1) in red} \end{array} + \begin{array}{c} \text{Sunset diagram with } p_2 \text{ top, } p_1 \text{ bottom, } p_3 \text{ left} \\ \text{Internal lines } 1, 2, 3, 4 \\ \text{Cut (1) in blue} \end{array} \right) \\
+ p_2 \text{---} \left[\begin{array}{c} \text{Bubble diagram with } p_2 \text{ top, } p_2 \text{ bottom} \\ \text{Internal lines } 1, 2, 3 \end{array} \right] \otimes \left(\begin{array}{c} \text{Sunset diagram with } p_2 \text{ top, } p_1 \text{ bottom, } p_3 \text{ left} \\ \text{Internal lines } 1, 2, 3, 4 \\ \text{Cut (1) in red} \end{array} + \begin{array}{c} \text{Sunset diagram with } p_2 \text{ top, } p_1 \text{ bottom, } p_3 \text{ left} \\ \text{Internal lines } 1, 2, 3, 4 \\ \text{Cut (1) in blue} \end{array} \right) + \begin{array}{c} \text{Sunset diagram with } p_2 \text{ top, } p_1 \text{ bottom, } p_3 \text{ left} \\ \text{Internal lines } 1, 2, 3, 4 \\ \text{Cut (1) in green} \end{array} \otimes \begin{array}{c} \text{Sunset diagram with } p_2 \text{ top, } p_1 \text{ bottom, } p_3 \text{ left} \\ \text{Internal lines } 1, 2, 3, 4 \\ \text{Cut (1) in green} \end{array} \\
+ \begin{array}{c} \text{Sunset diagram with } p_2 \text{ top, } p_1 \text{ bottom, } p_3 \text{ left} \\ \text{Internal lines } 1, 2, 3, 4 \\ \text{Cut (2) in blue} \end{array} \otimes \begin{array}{c} \text{Sunset diagram with } p_2 \text{ top, } p_1 \text{ bottom, } p_3 \text{ left} \\ \text{Internal lines } 1, 2, 3, 4 \\ \text{Cut (1) in blue} \end{array} , \tag{5.17}
\end{aligned}$$

$$\begin{aligned}
\Delta \left[\begin{array}{c} \text{Sunset diagram with } p_2 \text{ top, } p_1 \text{ bottom, } p_3 \text{ left} \\ \text{Internal lines } 1, 2, 3, 4 \\ \text{Cut (2) in blue} \end{array} \right] &= p_1 \text{---} \left[\begin{array}{c} \text{Bubble diagram with } p_1 \text{ top, } p_1 \text{ bottom} \\ \text{Internal lines } 1, 2, 4 \end{array} \right] \otimes \left(\begin{array}{c} \text{Sunset diagram with } p_2 \text{ top, } p_1 \text{ bottom, } p_3 \text{ left} \\ \text{Internal lines } 1, 2, 3, 4 \\ \text{Cut (2) in red} \end{array} + \begin{array}{c} \text{Sunset diagram with } p_2 \text{ top, } p_1 \text{ bottom, } p_3 \text{ left} \\ \text{Internal lines } 1, 2, 3, 4 \\ \text{Cut (2) in blue} \end{array} \right) \\
+ p_2 \text{---} \left[\begin{array}{c} \text{Bubble diagram with } p_2 \text{ top, } p_2 \text{ bottom} \\ \text{Internal lines } 1, 2, 3 \end{array} \right] \otimes \left(\begin{array}{c} \text{Sunset diagram with } p_2 \text{ top, } p_1 \text{ bottom, } p_3 \text{ left} \\ \text{Internal lines } 1, 2, 3, 4 \\ \text{Cut (2) in red} \end{array} + \begin{array}{c} \text{Sunset diagram with } p_2 \text{ top, } p_1 \text{ bottom, } p_3 \text{ left} \\ \text{Internal lines } 1, 2, 3, 4 \\ \text{Cut (2) in blue} \end{array} \right) + \begin{array}{c} \text{Sunset diagram with } p_2 \text{ top, } p_1 \text{ bottom, } p_3 \text{ left} \\ \text{Internal lines } 1, 2, 3, 4 \\ \text{Cut (1) in green} \end{array} \otimes \begin{array}{c} \text{Sunset diagram with } p_2 \text{ top, } p_1 \text{ bottom, } p_3 \text{ left} \\ \text{Internal lines } 1, 2, 3, 4 \\ \text{Cut (2) in blue} \end{array} \\
+ \begin{array}{c} \text{Sunset diagram with } p_2 \text{ top, } p_1 \text{ bottom, } p_3 \text{ left} \\ \text{Internal lines } 1, 2, 3, 4 \\ \text{Cut (2) in blue} \end{array} \otimes \begin{array}{c} \text{Sunset diagram with } p_2 \text{ top, } p_1 \text{ bottom, } p_3 \text{ left} \\ \text{Internal lines } 1, 2, 3, 4 \\ \text{Cut (2) in blue} \end{array} . \tag{5.18}
\end{aligned}$$

In these diagrammatic coactions we used similar conventions as in previous examples, that is we distinguish different master integrals and their associated cuts by using different colours. These coactions satisfy all the properties of section 2, and we will use them to illustrate the consistency of the coaction in various massless limits.

Two external masses. Let us first discuss the case where one of the three external legs becomes massless. Given the symmetry of the diagram under exchange of p_1 and p_2 , there are only two limits to consider: $p_2^2 \rightarrow 0$ and $p_3^2 \rightarrow 0$. In the limit $p_2^2 \rightarrow 0$, the dimension of the basis of the space of functions defined in eq. (5.15) reduces from four to two, because the sunset integral with propagators 1, 2, 3 are scaleless and vanish in

dimensional regularisation, and the two master integrals in eq. (5.16) become linearly dependent. More explicitly,

$$P^{(2)}(p_1^2, 0, p_3^2) = -6 P^{(1)}(p_1^2, 0, p_3^2) - 3 S(p_1^2), \quad (5.19)$$

with the zero-mass subset $S(p_1^2)$ defined in eq. (5.5). In order to obtain the diagrammatic coaction for $P^{(1)}(p_1^2, 0, p_3^2)$ we take the $p_2^2 \rightarrow 0$ limit in eq. (5.17) and then use the relation (5.19) to express the last term on the right hand side of (5.17) in terms of $P^{(1)}$ and $S(p_1^2)$. Further defining

$$\left[\text{Sunset}(p_1, p_2, p_3) \right] = \left(\left[\text{Sunset}(p_1, p_2, p_3) \right]_{p_2^2=0} - 6 \left[\text{Sunset}(p_1, p_2, p_3) \right]_{p_2^2=0} \right), \quad (5.20)$$

and

$$\left[\text{Sunset}(p_1, p_2, p_3) \right] = \left(\left[\text{Sunset}(p_1, p_2, p_3) \right]_{p_2^2=0} - 2 \left[\text{Sunset}(p_1, p_2, p_3) \right]_{p_2^2=0} \right), \quad (5.21)$$

we obtain the diagrammatic coaction of $P^{(1)}(p_1^2, 0, p_3^2)$:

$$\Delta \left[\text{Sunset}(p_1, p_2, p_3) \right] = \text{Sunset}(p_1, p_2, p_3) \otimes \left[\text{Sunset}(p_1, p_2, p_3) \right]_{p_2^2=0} + p_1 \text{---} \text{Bubble}(p_1) \text{---} p_1 \otimes \left[\text{Sunset}(p_1, p_2, p_3) \right]_{p_2^2=0}. \quad (5.22)$$

While we obtained this diagrammatic coaction by taking the $p_2^2 \rightarrow 0$ limit of the coaction of $P^{(1)}(p_1^2, p_2^2, p_3^2)$, we could also have computed it directly following the same steps we have taken in previous cases. We have collected all relevant expressions in appendix C.2.4, and one can easily check that the diagrammatic coaction obtained by sending to zero some of the scales agrees with the global coaction obtained with these expressions.

Through this example we see that under massless limits, dual cut contours defined in the massless case may be related in a nontrivial way to dual cuts in the massive case, when the number of master integrals with a given set of propagators changes upon taking the limit. We note nevertheless that the same definition of the dual contours of eqs. (5.20) and (5.21) could also have been obtained starting with the diagrammatic coaction for $P^{(2)}$ given in eq. (5.18) and then using the relation in eq. (5.19) on both the left- and right-hand sides (and for both the left and right entries of the coaction) showing the internal consistency of our results.

Let us next consider the limit where $p_3^2 \rightarrow 0$. Once again we find that the space of integrals defined by eq. (5.15) is spanned by two master integrals which, importantly, can be chosen to be the sunset integrals with propagators (1,2,3) and (1,2,4). In other words,

in this limit the double-edged triangle is reducible to integrals with fewer propagators. We find:

$$P^{(1)}(p_1^2, p_2^2, 0) = \frac{1}{2} (S(p_2^2) - S(p_1^2)) , \quad P^{(2)}(p_1^2, p_2^2, 0) = 0. \quad (5.23)$$

Consistently, we also find that

$$\mathcal{C}_{1,2,3,4}^{(i)} P^{(j)}(p_1^2, p_2^2, 0) = 0. \quad (5.24)$$

It then follows that the $p_3^2 \rightarrow 0$ limit of eq. (5.17) gives

$$\Delta \left[\begin{array}{c} \text{Diagram 1} \\ \text{Diagram 2} \\ \text{Diagram 3} \\ \text{Diagram 4} \end{array} \right] = p_2 \text{---} \left[\begin{array}{c} 3 \\ 1 \\ 2 \end{array} \right] p_2 \otimes \text{Diagram 5} + p_1 \text{---} \left[\begin{array}{c} 4 \\ 1 \\ 2 \end{array} \right] p_1 \otimes \text{Diagram 6}. \quad (5.25)$$

It is straightforward to check that this diagrammatic coaction agrees with the global coaction one obtains using the explicit expressions for the different contributions that are listed in appendix C.2.3. We note that because this example is a reducible master integral (i.e., it can be written as a linear combination of integrals with fewer propagators), it does not appear in any of the left entries of the diagrammatic coaction. This is of course a choice, but it guarantees consistency with the massless limit of eq. (5.17). More generally, this serves as a template for what would happen if one were to compute the coaction of a reducible Feynman integral: consistently with the properties listed in section 2, the integral would not appear in the left entries of the coaction tensor and its maximal cuts would vanish, but its non-maximal cuts would appear in the right entries.

One external mass. To complete the discussion of the double-edged triangle we consider the two independent one-mass configurations, which can both be easily obtained from the two-mass configurations. We start with the case where $p_1^2 = p_2^2 = 0$, and taking $p_1^2 \rightarrow 0$ in eq. (5.22) we directly obtain

$$\Delta \left[\begin{array}{c} \text{Diagram 1} \\ \text{Diagram 2} \\ \text{Diagram 3} \\ \text{Diagram 4} \end{array} \right] = \text{Diagram 5} \otimes \text{Diagram 6}. \quad (5.26)$$

For the other one-mass configuration with $p_2^2 = p_3^2 = 0$, we start from eq. (5.25) and take $p_2^2 \rightarrow 0$ to obtain

$$\Delta \left[\begin{array}{c} \text{Diagram 1} \\ \text{Diagram 2} \\ \text{Diagram 3} \\ \text{Diagram 4} \end{array} \right] = p_1 \text{---} \left[\begin{array}{c} 4 \\ 1 \\ 2 \end{array} \right] p_1 \otimes \text{Diagram 6}. \quad (5.27)$$

We note that we could also have started from eq. (5.22) and set $p_3^2 = 0$. Given eqs. (5.21) and (5.24), it is clear that we would obtain the same diagrammatic coaction.

The diagrammatic coactions in eqs. (5.26) and (5.27) were obtained from massless limits of other diagrammatic coactions, but they can be easily seen to be consistent with the associated global coactions using the results in appendices C.2.1 and C.2.2.

5.4 Adjacent Triangles

As a next example we consider the topology defined by the diagram in fig. 3 or equivalently by the integrals of the form

$$T(\nu_1, \nu_2, \nu_3, \nu_4, \nu_5, \nu_6, \nu_7; D; p_1^2, p_2^2) = \left(\frac{e^{\gamma_E \epsilon}}{i\pi^{D/2}} \right)^2 \int d^D k \int d^D l \frac{[(k+p_2)^2]^{-\nu_6} [(l+p_1)^2]^{-\nu_7}}{[k^2]^{\nu_1} [(k-p_1)^2]^{\nu_2} [l^2]^{\nu_3} [(l-p_2)^2]^{\nu_4} [(k+l)^2]^{\nu_5}}, \quad (5.28)$$

with the usual conditions: ν_i integer with $\nu_6, \nu_7 \leq 0$ and $D = n - 2\epsilon$ with n even.

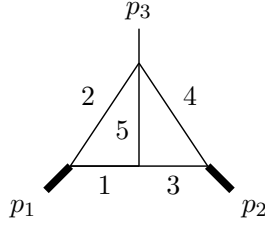


Figure 3: Adjacent triangles with two massive external legs.

We will first consider the case with $p_3^2 = 0$ and then the case with $p_2^2 = p_3^2 = 0$. Our motivation to consider this example is twofold: these diagrams have a richer diagrammatic structure than previous ones, and they evaluate to a new type of hypergeometric function we have not yet encountered in this paper, namely the ${}_3F_2$ hypergeometric function.

Let us start with the case with $p_3^2 = 0$. The basis for the space of integrals defined by eq. (5.28) has dimension six, with a single master integral with five propagators which we choose to be

$$T(p_1^2, p_2^2) = \epsilon^4 (p_1^2 - p_2^2) T(1, 1, 1, 1, 1, 0, 0; 4 - 2\epsilon; p_1^2, p_2^2). \quad (5.29)$$

The expressions for this master integral and the six independent cuts are listed in appendix C.3.2. Following the usual procedure we find the diagrammatic coaction:

$$\Delta \left[\begin{array}{c} p_3 \\ \diagup \quad \diagdown \\ 2 \quad 4 \\ \diagdown \quad \diagup \\ 1 \quad 3 \\ p_1 \quad p_2 \end{array} \right] = \begin{array}{c} p_3 \\ \diagup \quad \diagdown \\ 2 \quad 4 \\ \diagdown \quad \diagup \\ 1 \quad 3 \\ p_1 \quad p_2 \end{array} \otimes \begin{array}{c} p_3 \\ \diagup \quad \diagdown \\ 2 \quad 4 \\ \diagdown \quad \diagup \\ 1 \quad 3 \\ p_1 \quad p_2 \end{array} + p_2 \begin{array}{c} p_3 \\ \diagup \quad \diagdown \\ 4 \quad 2 \\ \diagdown \quad \diagup \\ 3 \quad 5 \\ p_1 \quad p_2 \end{array} \otimes \begin{array}{c} p_3 \\ \diagup \quad \diagdown \\ 2 \quad 4 \\ \diagdown \quad \diagup \\ 1 \quad 3 \\ p_1 \quad p_2 \end{array} + p_1 \begin{array}{c} p_3 \\ \diagup \quad \diagdown \\ 2 \quad 4 \\ \diagdown \quad \diagup \\ 1 \quad 3 \\ p_1 \quad p_2 \end{array} \otimes \begin{array}{c} p_3 \\ \diagup \quad \diagdown \\ 2 \quad 4 \\ \diagdown \quad \diagup \\ 1 \quad 3 \\ p_1 \quad p_2 \end{array} + p_1 \begin{array}{c} p_3 \\ \diagup \quad \diagdown \\ 2 \quad 4 \\ \diagdown \quad \diagup \\ 1 \quad 3 \\ p_1 \quad p_2 \end{array} \otimes \begin{array}{c} p_3 \\ \diagup \quad \diagdown \\ 2 \quad 4 \\ \diagdown \quad \diagup \\ 1 \quad 3 \\ p_1 \quad p_2 \end{array} + p_1 \begin{array}{c} p_3 \\ \diagup \quad \diagdown \\ 2 \quad 4 \\ \diagdown \quad \diagup \\ 1 \quad 3 \\ p_1 \quad p_2 \end{array} \otimes \begin{array}{c} p_3 \\ \diagup \quad \diagdown \\ 2 \quad 4 \\ \diagdown \quad \diagup \\ 1 \quad 3 \\ p_1 \quad p_2 \end{array} \quad (5.30)$$

which satisfies all properties of section 2 and provides further nontrivial evidence for the existence of a diagrammatic coaction beyond one loop. In this coaction there is a single two-loop diagram that we have not yet discussed, namely the product of two one-loop bubbles. As discussed at the end of section 5.1, its coaction is fully determined by the coaction on one-loop integrals [1, 2].

As was done for the double-edged triangle, we can obtain the diagrammatic coaction for the case where $p_2^2 = p_3^2 = 0$ by taking the $p_2^2 \rightarrow 0$ limit of the coaction in eq. (5.30). To this end one may compute an asymptotic expansion of the hypergeometric functions for the uncut integrals and the various cuts in eq. (5.30) at vanishing p_2^2 . Because the massless limit exposes new infrared divergences, this asymptotic expansion must be carefully computed¹¹ keeping $\epsilon < 0$. Specifically, considering the second entries in eq. (5.30) for $p_2^2 \rightarrow 0$ we find, using the expressions in appendix C.3.2, that the maximal cut, $\mathcal{C}_{2,3,4,5}$ and $\mathcal{C}_{1,2,3,4}$ all vanish for $\epsilon < 0$, while amongst the remaining first entries the p_2^2 sunset vanishes. This leaves just two terms in the coaction, which takes the form:

This result agrees with the global coaction obtained directly using the expressions in appendix C.3.1. We also note that, consistently with the fact that the maximal cut vanishes for $p_2^2 \rightarrow 0$, the integral $T(p_1^2, 0)$ itself reduces to simpler integrals:

$$T(p_1^2, 0) = P(0, 0, p_1^2) - \frac{1}{4}S(p_1^2), \quad (5.32)$$

with $P(0, 0, p_1^2)$ as defined in section 5.3 and $S(p_1^2)$ as given in section 5.2.1. Eq. (5.32), along with the coactions of eqs. (5.6) and (5.26), provides an alternative way to verify the results in C.3.1.

5.5 Diagonal box

As a final example we consider the four-point two-loop diagram of fig. 4, which we call the ‘diagonal box’. The space of integrals defined by this diagram is given by

$$\begin{aligned} & B(\nu_1, \nu_2, \nu_3, \nu_4, \nu_5, \nu_6, \nu_7, \nu_8, \nu_9; D; s, t) \\ &= \left(\frac{e^{\gamma_E \epsilon}}{i\pi^{D/2}} \right)^2 \int d^D k d^D l \frac{[(l+p_1)^2]^{-\nu_6} [(l+p_2)^2]^{-\nu_7} [(l+p_3)^2]^{-\nu_8} [(k+p_3)^2]^{-\nu_9}}{[k^2]^{\nu_1} [(k+p_2+l)^2]^{\nu_2} [(k+p_2+p_3+l)^2]^{\nu_3} [(k-p_1)^2]^{\nu_4} [l^2]^{\nu_5}}, \end{aligned} \quad (5.33)$$

¹¹We provide a pedagogical example in appendix C.3.2.

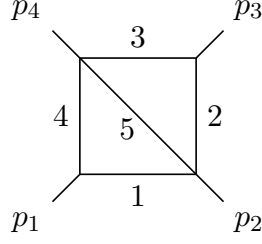


Figure 4: Diagonal box. All propagators and external legs are massless.

with integer ν_i and $\nu_6, \dots, \nu_9 \leq 0$ and $D = n - 2\epsilon$ with n even. This space is generated by three master integrals out of which a single master integral features all five propagators. We choose it to be

$$B(s, t) = \epsilon^4 (s + t) B(1, 1, 1, 1, 1, 0, 0, 0, 0; 4 - 2\epsilon; s, t), \quad (5.34)$$

where $s = (p_1 + p_2)^2$ and $t = (p_2 + p_3)^2$. The remaining two master integrals are the sunset integrals with external legs of mass s and t . The five-propagator integral $B(s, t)$ evaluates to Gauss hypergeometric functions [67]:

$$B(s, t) = -e^{2\gamma_E \epsilon} \frac{\epsilon(s+t)}{2(1-2\epsilon)} \frac{\Gamma^3(1-\epsilon)\Gamma(1+2\epsilon)}{\Gamma(1-3\epsilon)} \left(\frac{t^{-2\epsilon}}{s} {}_2F_1\left(1-2\epsilon, 1-2\epsilon; 2-2\epsilon; 1+\frac{t}{s}\right) + \frac{s^{-2\epsilon}}{t} {}_2F_1\left(1-2\epsilon, 1-2\epsilon; 2-2\epsilon; 1+\frac{s}{t}\right) \right), \quad (5.35)$$

and as such is simpler than the previous ones we considered, despite this being a four-point function. There are three independent cuts, and they can be found in appendix C.4.

Starting with the global coaction on hypergeometric functions given in eq. (3.6) we then obtain the diagrammatic coaction of the diagonal box

$$\Delta \left[\begin{array}{c} p_4 \\ \diagup \quad 3 \quad \diagdown p_3 \\ \quad 4 \quad \quad 2 \\ \quad \quad 5 \quad \quad \\ \diagdown \quad 1 \quad \diagup p_1 \end{array} \right] = \begin{array}{c} p_4 \\ \diagup \quad 3 \quad \diagdown p_3 \\ \quad 4 \quad \quad 2 \\ \quad \quad 5 \quad \quad \\ \diagdown \quad 1 \quad \diagup p_1 \end{array} \otimes \begin{array}{c} p_4 \\ \diagup \quad 3 \quad \diagdown p_3 \\ \quad 4 \quad \quad 2 \\ \quad \quad 5 \quad \quad \\ \diagdown \quad 1 \quad \diagup p_1 \end{array} + p_{23} \text{---} \begin{array}{c} 3 \\ \quad 5 \\ \quad 1 \end{array} \text{---} p_{23} \otimes \begin{array}{c} p_4 \\ \diagup \quad 3 \quad \diagdown p_3 \\ \quad 4 \quad \quad 2 \\ \quad \quad 5 \quad \quad \\ \diagdown \quad 1 \quad \diagup p_1 \end{array} \\ + p_{12} \text{---} \begin{array}{c} 4 \\ \quad 5 \\ \quad 2 \end{array} \text{---} p_{12} \otimes \begin{array}{c} p_4 \\ \diagup \quad 3 \quad \diagdown p_3 \\ \quad 4 \quad \quad 2 \\ \quad \quad 5 \quad \quad \\ \diagdown \quad 1 \quad \diagup p_1 \end{array}, \quad (5.36)$$

where $p_{ij} = p_i + p_j$.

6 Summary and discussion

In this paper we have taken first steps towards generalising the diagrammatic coaction of refs. [1, 2] beyond one loop. The main features of this coaction are as follows: first, if

(cut) Feynman graphs are replaced by the functions they represent in dimensional regularisation, the diagrammatic coaction maps directly to the global coaction on hypergeometric functions, which in turn agrees with the local coaction acting on MPLs order-by-order in the ϵ expansion. Both are realisations of the same fundamental coaction on integrals [1] which is based on pairing of differential forms in the left entry with integration contours in the right. Second, it is possible to safely set to zero both propagator masses and external masses in the diagrammatic coaction, even though individual entries in the coaction may develop singularities. While the existence of a coaction with these properties is highly non-trivial, and it involves several new features compared to the well-studied one-loop case, we have provided a set of examples of two-loop integrals with up to four external legs and a variety of mass configurations for which we explicitly derived such a diagrammatic coaction.

At one loop, the construction of the diagrammatic coaction was guided by a solid mathematical understanding of the homology groups associated to one-loop integrals [43, 47]. In particular, at one loop there is a one-to-one correspondence between independent integration contours and cut integrals. This simple correspondence is lost beyond one loop, where there are several distinct contours corresponding to the same set of propagators put on shell. This property mirrors the fact that, starting from two loops, different master integrals may share the very same set of propagators. A cornerstone of our approach is the realisation that, by iterating a known identity among cut and uncut integrals at one loop, it is possible to define a spanning set of cuts for general L -loop integrals, where every loop contains at least one cut propagator. Upon using only these *genuine L -loop cuts* to express the right entries, the corresponding left entries—which only feature propagators that are cut on the right—retain all L loops of the original integral considered, and may thus appear in the corresponding basis of master integrals. The diagrammatic coaction of any Feynman integral can then identify a natural pairing between integration contours and master integrals.

In all examples considered in this paper, we could evaluate the cut integrals in terms of the Gauss hypergeometric function and its generalisations, such as the Appell functions. The coaction on such hypergeometric functions was conjectured by us in ref. [20] (and proven for Lauricella functions in ref. [19]). In this way we can uniquely identify the form of the diagrammatic coaction for all the Feynman integrals we have considered. We expect that the same strategy can be applied to other classes of Feynman integrals that can be expressed in terms of these or similar hypergeometric functions. We emphasise that there is no obvious obstacle to generalise our approach to more complex two-loop integrals, and indeed to higher-loop integrals. All that is required a priori is the existence of a global coaction on the relevant type of hypergeometric functions. The fact that the entries of this global coaction can be interpreted in terms of cut graphs is of course highly nontrivial, and it supports our expectation that a diagrammatic coaction for (cut) Feynman graphs exists in general. This still awaits to be fully established.

Let us conclude by providing directions for future research. First, our results are restricted to Feynman integrals whose ϵ -expansion can be expressed in terms of MPLs, such as the sunset integrals with up to two massive propagators. It would be interesting

to investigate the predictions of our diagrammatic coaction for the sunset integral with three massive propagators. The latter cannot be expressed in terms of MPLs, but functions associated with elliptic curves are required, cf., e.g., refs. [68–77]. Second, it would be interesting to investigate how our diagrammatic coaction is related to other coactions involving cuts of Feynman integrals, cf. refs. [21, 22]. These coactions, however, are not formulated in the context of dimensional regularisation, and, unlike our diagrammatic coaction, they are not applicable to Feynman integrals involving infrared divergences. Finally, we do not currently have a good understanding of the (co)homology groups associated to multi-loop integrals. Extending some of the results of refs. [26, 78] could be a first step in this direction. We leave the investigation of these topics to future work.

Acknowledgments

We thank Aris Ioannou for useful discussions. This work was supported by the U.K. Royal Society through Grant URF\R1\201607 (SA), by the European Research Council under the European Union’s Horizon 2020 research and innovation programme through grants 647356 (RB) and 637019 (CD), and the STFC Consolidated Grant “Particle Physics at the Higgs Centre” (EG, JM).

A Calculation of Cut Integrals at Two Loops

One of the major difficulties in obtaining a diagrammatic coaction at two-loops lies in the calculation of the cut integrals, which serve as a basis for the right entries of the global coaction tensors. In this appendix we give a brief overview of the techniques we used to obtain the results used in this paper and illustrate their application in the context of the sunset topology.

Our calculations are based on a loop-by-loop approach. For each loop integration, we use an explicit parametrisation of the loop momentum to impose the cut conditions, that is we use the same approach as in refs. [3, 4, 43]. More explicitly, for each loop momentum k we write the inverse propagators that depend on k in the form $(k + q_i)^2 - m_i^2$ for some q_0, \dots, q_{n-1} , where the q_i are linear combinations of momenta that are external to the loop under consideration. We use translation invariance to set $q_0 = 0$ and write

$$q_1 = (q_1^0, \underline{0}_{D-1}), \quad q_2 = (q_2^0, q_2^1, \underline{0}_{D-2}), \quad \dots, \quad q_{n-1} = (q_{n-1}^0, \dots, q_{n-1}^{n-2}, \underline{0}_{D-n+1}), \quad (\text{A.1})$$

where we introduced the notation $\underline{a}_n = \underbrace{(a, \dots, a)}_n$. We then parametrise k in a straightforward way:

$$k = k_0 \left(1, \beta \cos \theta_1, \beta \cos \theta_2 \sin \theta_1, \dots, \beta \cos \theta_{n-2} \prod_{i=1}^{n-3} \sin \theta_i, \beta \left(\prod_{i=1}^{n-2} \sin \theta_i \right) \underline{1}_{D-n+1} \right), \quad (\text{A.2})$$

where $\underline{1}_{D-n+1}$ ranges over unit vectors in the dimensions transverse to the external momenta, with the corresponding integration measure

$$\int d^D k = \frac{2\pi^{\frac{D-n+1}{2}}}{\Gamma\left(\frac{D-n+1}{2}\right)} \int_{-\infty}^{+\infty} dk_0 k_0^{D-1} \int_0^\infty d\beta \beta^{D-2} \prod_{j=1}^{n-2} \int_0^\pi d\theta_j \sin^{D-2-j} \theta_j, \quad (\text{A.3})$$

where the coordinates which the propagators do not depend upon have already been integrated over. It will sometimes be easier to use an alternative parametrisation in Euclidean space after Wick rotating the loop momentum. The Euclidean momentum is parametrised as

$$k^E = |k^E| \left(\cos \theta_0, \cos \theta_1 \sin \theta_0, \dots, \cos \theta_{n-2} \prod_{j=0}^{n-3} \sin \theta_j, \left(\prod_{j=0}^{n-2} \sin \theta_j \right) \underline{1}_{D-n+1} \right), \quad (\text{A.4})$$

such that the square of this momentum now depends on only the single variable $|k^E|$. The measure is:

$$\int d^D k = i \int d^D k^E = \frac{i\pi^{\frac{D-n+1}{2}}}{\Gamma\left(\frac{D-n+1}{2}\right)} \int_0^\infty d|k^E|^2 (|k^E|^2)^{\frac{D-2}{2}} \prod_{j=0}^{n-2} \int_0^\pi d\theta_j \sin^{D-2-j}\theta_j. \quad (\text{A.5})$$

This parametrisation will be convenient to use in the computation of cut loops where only a single propagator is placed on shell.

A.1 Maximal cuts of the one-mass sunset

Let us now show in more detail how this approach allows us to compute the maximal cut of the one-mass sunset master integral defined in eq. (4.2). We start from eq. (4.4) which we rewrite here including the prefactors by which we will normalise it,

$$\begin{aligned} \mathcal{C}_{1,2,3} S^{(1)}(p^2; m^2) &= -\frac{\epsilon}{4} (2\pi i)^2 e^{2\gamma_E \epsilon} (p^2 - m^2) \times \\ &\quad \mathcal{C}_1 \int \frac{d^{2-2\epsilon} k}{i\pi^{1-\epsilon}} \frac{1}{k^2} \left(\mathcal{C}_{2,3} \int \frac{d^{2-2\epsilon} l}{i\pi^{1-\epsilon}} \frac{1}{l^2} \frac{1}{(k+l+p)^2 - m^2} \right) \\ &= -\frac{\epsilon}{2} (2\pi i) e^{2\gamma_E \epsilon} (p^2 - m^2) \frac{\Gamma(1-\epsilon)}{\Gamma(1-2\epsilon)} \mathcal{C}_1 \int \frac{d^{2-2\epsilon} k}{i\pi^{1-\epsilon}} \frac{1}{k^2} \frac{((k+p)^2)^\epsilon}{((k+p)^2 - m^2)^{1+2\epsilon}}. \end{aligned} \quad (\text{A.6})$$

The normalisation is consistent with the one used in eq. (4.2). We also include powers of π to remove trivial overall factors of π that are leftover after imposing the cut conditions. We have chosen a particular routing of momenta, and a specific ordering of the integration over the loop momenta, which define the steps of our loop-by-loop approach. We emphasise that while these choices may in general affect the parametric representation one obtains for the cuts, different choices will lead to the same space of cuts. In the second step of eq. (A.6), we used the expression for the maximal cut of the one-loop bubble subloop given in eq. (3.11). To impose the remaining cut condition, that is $k^2 = 0$, we use the parametrisation in eq. (A.2). For this particular case ($n = 2$), we can trivially integrate all angles and the measure becomes

$$\int d^{2-2\epsilon} k = \frac{2\pi^{\frac{1}{2}-\epsilon}}{\Gamma\left(\frac{1}{2}-\epsilon\right)} \int dk_0 k_0^{1-2\epsilon} \int d\beta \beta^{-2\epsilon}. \quad (\text{A.7})$$

In this parametrisation, $k^2 = k_0^2(1-\beta^2)$, and the cut condition is thus imposed by evaluating the residue at $\beta = 1$. Assuming $p^2 > 0$ and noting that

$$(k+p)^2 = k_0^2(1-\beta^2) + p^2 + 2\sqrt{p^2}k_0, \quad (\text{A.8})$$

the cut condition can be easily imposed and we obtain

$$\mathcal{C}_{1,2,3}\mathcal{S}^{(1)}(p^2; m^2) = (p^2 - m^2)^\epsilon e^{2\gamma_E\epsilon} \frac{2^{-2\epsilon}\Gamma^2(1-\epsilon)}{\Gamma^2(1-2\epsilon)} \int dk_0 k_0^{-1-2\epsilon} \frac{\left(p^2 + 2\sqrt{p^2}k_0\right)^\epsilon}{\left(p^2 - m^2 + 2\sqrt{p^2}k_0\right)^{1+2\epsilon}}. \quad (\text{A.9})$$

As explained below eq. (4.6), we easily recognise this integrand as that of a Gauss hypergeometric function for which we know how to determine the two independent integration cycles.

A.2 Maximal cuts of the two-mass sunset

Let us now outline the calculation of the maximal cuts of the two-mass sunset integral. To demonstrate the methods we will use the first of the three master integrals defined in eq. (5.8). We set up the calculation in exactly the same way as for the one-mass case discussed above. We have

$$\mathcal{C}_{1,2,3}\mathcal{S}^{(1)}(p^2; m_1^2, m_2^2) = \frac{\epsilon}{4}(2\pi i)^2 e^{2\gamma_E\epsilon} \sqrt{\lambda(p^2, m_1^2, m_2^2)} \mathcal{C}_{\max}\mathcal{S}(p^2; m_1^2, m_2^2), \quad (\text{A.10})$$

with

$$\mathcal{C}_{\max}\mathcal{S}(p^2; m_1^2, m_2^2) \equiv \mathcal{C}_1 \int \frac{d^{2-2\epsilon}k}{i\pi^{1-\epsilon}} \frac{1}{k^2 - m_1^2} \left(\mathcal{C}_{2,3} \int \frac{d^{2-2\epsilon}l}{i\pi^{1-\epsilon}} \frac{1}{l^2} \frac{1}{(k+l+p)^2 - m_2^2} \right), \quad (\text{A.11})$$

where in eq. (A.10) we normalise the cut integral consistently with the one-mass sunset of eq. (A.6). For brevity we suppress the arguments of $\mathcal{C}_{\max}\mathcal{S}$ in what follows. Inserting the result for the maximal cut of the one-mass bubble into eq. (A.11) we get

$$\mathcal{C}_{\max}\mathcal{S} = \frac{2}{2\pi i} \frac{\Gamma(1-\epsilon)}{\Gamma(1-2\epsilon)} \mathcal{C}_1 \int \frac{d^{2-2\epsilon}k}{i\pi^{1-\epsilon}} \frac{1}{k^2 - m_1^2} \frac{\left((k+p)^2\right)^\epsilon}{\left((k+p)^2 - m_2^2\right)^{1+2\epsilon}}. \quad (\text{A.12})$$

We now explain how eq. (A.12) can be evaluated by imposing the cut condition $k^2 = m_1^2$ using the two alternative parametrisations of the momentum k , the Minkowski one in eq. (A.2) and Wick-rotated one in eq. (A.4), both leading to the final results summarised in eqs. (C.13) through (C.15).

Minkowski-space momentum parametrisation. We first consider the Minkowski-space parametrisation (A.2) used in section A.1 with the measure given in eq. (A.7). The advantages of this method are that it is suitable for considering massless limits, and it provides a clear physical interpretation for the cut contours in terms of the values taken by real-momentum components—here this will be the energy flowing through the cut propagator. Equation (A.12) becomes:

$$\mathcal{C}_{\max}\mathcal{S} = \frac{2}{2\pi i} \frac{\Gamma(1-\epsilon)}{\Gamma(1-2\epsilon)} \frac{1}{i\pi^{1-\epsilon}} \frac{2\pi^{\frac{1}{2}-\epsilon}}{\Gamma(\frac{1}{2}-\epsilon)} \int dk_0 k_0^{1-2\epsilon} \text{Res}_\beta \frac{\beta^{-2\epsilon}}{k_0^2(1-\beta^2) - m_1^2} \frac{\left(k_0^2(1-\beta^2) + p^2 + 2\sqrt{p^2}k_0\right)^\epsilon}{\left(k_0^2(1-\beta^2) + p^2 + 2\sqrt{p^2}k_0 - m_2^2\right)^{1+2\epsilon}}, \quad (\text{A.13})$$

where the cut condition \mathcal{C}_1 in eq. (A.12) amounts to taking a residue, localizing the integration over β . Given that β is a priori positive, the residue is taken at $\beta = \sqrt{1 - m_1/k_0^2}$, after which the expression simplifies to:

$$\mathcal{C}_{\max}\mathcal{S} = \frac{1}{(2\pi i)^2} \frac{2^{2-2\epsilon}\Gamma^2(1-\epsilon)}{\Gamma^2(1-2\epsilon)} \int dk_0 (k_0^2 - m_1^2)^{-\frac{1}{2}-\epsilon} \frac{\left(m_1^2 + p^2 + 2\sqrt{p^2}k_0\right)^\epsilon}{\left(m_1^2 + p^2 + 2\sqrt{p^2}k_0 - m_2^2\right)^{1+2\epsilon}}. \quad (\text{A.14})$$

Naturally, this expression reproduces the one-mass case of eq. (A.9) upon taking $m_1 \rightarrow 0$. In line with the general method to constructing the global coaction [20], the contours to be considered are those ranging between the branch points of the integrand in eq. (A.14). Specifying the integration range amounts to choosing a specific cut within the space of maximal cuts.¹² Here we will illustrate the method by computing one such maximal cut, that of eq. (C.15). This cut corresponds to integrating between $k_0 = -(m_1^2 + p^2)/(2\sqrt{p^2})$ and $k_0 = -\sqrt{m_1^2}$, working in the kinematic region where $p^2 > m_1^2 > 0$. To avoid having an additional branch point within this integration domain due to the denominator in eq. (A.14) we keep $m_2^2 < 0$ throughout.

To proceed we use a Mellin-Barnes representation of the denominator in eq. (A.14), splitting between the $-m_2^2$ and the rest. The k_0 integration can then be performed under the Mellin-Barnes integral, yielding ${}_2F_1$ hypergeometric functions:

$$\begin{aligned} \mathcal{C}_{\max}\mathcal{S} = & \frac{2\Gamma(1-\epsilon)}{\Gamma(1-2\epsilon)\Gamma(1+2\epsilon)} \frac{(-m_2^2)^{-1-2\epsilon}}{(2\pi i)^3} \int_{-i\infty}^{i\infty} dz \Gamma(1+2\epsilon+z)\Gamma(-z) \left(-\frac{m_2^2}{p^2}\right)^{-z} \times \\ & \left[\Gamma(\epsilon) \left(\frac{m_1^2}{p^2}\right)^{-\epsilon} {}_2F_1\left(-\epsilon-z, -z; 1-\epsilon; \frac{m_1^2}{p^2}\right) \right. \\ & \left. + \frac{\Gamma(-\epsilon)\Gamma(1+\epsilon+z)}{\Gamma(1-\epsilon+z)} {}_2F_1\left(\epsilon-z, -z; 1+\epsilon; \frac{m_1^2}{p^2}\right) \right] \end{aligned} \quad (\text{A.15})$$

Writing these hypergeometric functions as a power series in $\frac{m_1^2}{p^2}$, and considering $-m_2^2 < p^2$ we may close the Mellin-Barnes contour to the left, encircling the sets of poles generated by $\Gamma(1+2\epsilon+z)$ and $\Gamma(1+\epsilon+z)$. The resulting double sum directly gives three Appell F_4 functions:

$$\begin{aligned} \mathcal{C}_{\max}\mathcal{S} = & \frac{(p^2)^{-1-2\epsilon}}{(2\pi i)^2} \frac{\Gamma(1+2\epsilon)}{\epsilon} \frac{\sin 2\pi\epsilon}{\sin \pi\epsilon} \left\{ z_1^{-\epsilon} F_4(1+\epsilon, 1+2\epsilon; 1-\epsilon, 1+\epsilon; z_1, z_2) \right. \\ & + (-z_2)^{-\epsilon} \frac{\sin 2\pi\epsilon}{\sin \pi\epsilon} F_4(1+\epsilon, 1+2\epsilon; 1+\epsilon, 1-\epsilon; z_1, z_2) \\ & \left. - \frac{\Gamma(1+3\epsilon)}{\Gamma^3(1+\epsilon)} \frac{\sin 3\pi\epsilon}{\sin \pi\epsilon} \frac{\pi\epsilon}{\sin \pi\epsilon} F_4(1+2\epsilon, 1+3\epsilon; 1+\epsilon, 1+\epsilon; z_1, z_2) \right\} \end{aligned} \quad (\text{A.16})$$

¹²We note in passing that with a suitable shift and rescaling of the energy variable one may recognise eq. (A.14) as the one-parameter integral representation of an Appell F_1 function. We comment on this further following eq. (A.20) below. Here we proceed to evaluate the integral as an Appell F_4 function, as needed for the coaction.

where we defined $z_i = \frac{m_i^2}{p^2}$. Upon restoring the normalisation in eq. (A.10) and ignoring the $i\pi$ terms generated in the ϵ expansion of the factors multiplying the Appell F_4 functions, one obtains the cut quoted in eq. (C.15) times an overall factor of -2 . This factor is required to enforce the duality condition that guarantees that eq. (2.2) is satisfied. The other basis elements in the space of maximal cuts can be obtained in a similar way, integrating over the energy between pairs of branch points in eq. (A.14). Alternative techniques to set the basis of cuts using differential equations will be discussed in appendix B. Before doing that let us briefly examine the same maximal cut computation using Wick rotation.

Euclidean-space momentum parametrisation. The second method to impose the cut condition is to use Euclidean momentum parametrisation according to eq. (A.4) following a Wick rotation. As we shall see it is marginally simpler to implement, since the cut condition $k^2 = -|k_E|^2 = m_1^2$ directly fixes the magnitude of the Euclidean momentum (however in this way massless limits are not straightforward to take). The integration measure from eq. (A.5) is

$$\int d^{2-2\epsilon}k = \frac{i\pi^{\frac{1}{2}-\epsilon}}{\Gamma(\frac{1}{2}-\epsilon)} \int d|k^E|^2 \left(|k^E|^2\right)^{-\epsilon} \int d\theta \sin^{-2\epsilon}\theta, \quad (\text{A.17})$$

and, under the cut condition,

$$(k+p)^2 = m_1^2 + p^2 - 2\sqrt{m_1^2 p^2} \cos\theta. \quad (\text{A.18})$$

The maximal cut is then given by

$$\mathcal{C}_{\max}\mathcal{S} = \frac{(m_1^2)^{-\epsilon}}{(2\pi i)^2} \frac{2^{2-2\epsilon}\Gamma^2(1-\epsilon)}{\Gamma^2(1-2\epsilon)} \int d\theta \frac{(\sin\theta)^{-2\epsilon} \left(m_1^2 + p^2 - 2\sqrt{m_1^2 p^2} \cos\theta\right)^\epsilon}{\left(m_1^2 + p^2 - 2\sqrt{m_1^2 p^2} \cos\theta - m_2^2\right)^{1+2\epsilon}}. \quad (\text{A.19})$$

Changing variables according to $\cos\theta = 2x - 1$ we directly obtain:

$$\mathcal{C}_{\max}\mathcal{S} = \frac{(m_1^2)^{-\epsilon}}{(2\pi i)^2} \frac{2^{2-4\epsilon}\Gamma^2(1-\epsilon)}{\Gamma^2(1-2\epsilon)} \int dx \frac{[x(1-x)]^{-\frac{1}{2}-\epsilon} [m_1^2 + p^2 - 2\sqrt{m_1^2 p^2}(2x-1)]^\epsilon}{[m_1^2 + p^2 - 2\sqrt{m_1^2 p^2}(2x-1) - m_2^2]^{1+2\epsilon}}. \quad (\text{A.20})$$

A couple of comments are due regarding this elegant parametric representation of the maximal cuts. First, we note that it may be directly related to the Minkowski-space integral in eq. (A.14) by identifying $k_0 = m_1(1-2x)$. Second, eq. (A.20) is readily recognisable as the one-dimensional integral representation of the Appell F_1 function, which was used in ref. [20] to construct the coaction on this class of function. From this it immediately follows that there are *three* independent cut contours. However, we already know that it is also possible to express the maximal cuts in terms of Appell F_4 functions, as we have just shown in eq. (A.16). Writing the maximal cuts in terms of Appell F_4 functions is indeed the natural space of function to express the right entries in the coaction, given that the uncut master integrals are themselves Appell F_4 functions (see appendix C.1.3) and, as shown in ref. [20], all entries in the coaction of Appell F_4 are expressible using the same type of

functions. The fact that, despite this, the maximal cuts are also expressible in terms of Appell F_1 functions is of conceptual significance: they form a three-dimensional subspace within the larger, four-dimensional, space of cuts. From the perspective of the coaction this relates to the fact that the maximal cut contours are dual to the master integrands at the top topology, while the additional cut completing the four-dimensional space is dual to the double tadpole integrand, which features only two of the three propagators. Known reduction formulae allow one to express the three Appell F_4 functions of the form found in eq. (A.16), as Appell F_1 functions—see for example eqs. (14-15) in ref. [79] which were shown there to apply to the two-mass bubble integral. An additional perspective on how the three-dimensional Appell F_1 subspace is accommodated within the larger Appell F_4 space will be discussed in appendix B.

A.3 Two-propagator cut of the two-mass sunset

For the two-mass sunset we must also compute the two-propagator cut that encircles the poles associated with the two massive propagators. We proceed in the same way as for the maximal cut, defining

$$\mathcal{C}_{1,2}S^{(1)}(p^2; m_1^2, m_2^2) = -e^{2\gamma_E\epsilon} \sqrt{\lambda(p^2, m_1^2, m_2^2)} \mathcal{C}_1 \int \frac{d^{2-2\epsilon}k}{i\pi^{1-\epsilon}} \frac{1}{k^2 - m_1^2} \mathcal{C}_2 B_2. \quad (\text{A.21})$$

The inner integral $\mathcal{C}_2 B_2$ is the single-propagator cut of a one-mass bubble with external mass $(p+k)^2$. It evaluates to [2, 43]

$$\begin{aligned} \mathcal{C}_2 B_2 &= \mathcal{C}_2 \int \frac{d^{2-2\epsilon}l}{i\pi^{1-\epsilon}} \frac{1}{l^2} \frac{1}{(k+l+p)^2 - m_2^2} \\ &= -\frac{1}{\Gamma(1-\epsilon)} (-m_2^2)^{-\epsilon} \frac{1}{(k+p)^2} {}_2F_1\left(1, 1+\epsilon; 1-\epsilon; \frac{m_2^2}{(k+p)^2}\right). \end{aligned} \quad (\text{A.22})$$

The remaining cut integral over k can be computed using the same parametrisation for the loop momentum as in the calculation of the maximal cuts. We expand the ${}_2F_1$ function as a series, and then sum the double series into an Appell F_4 function:

$$\begin{aligned} \mathcal{C}_1 \int \frac{d^Dk}{i\pi^{D/2}} \frac{1}{k^2 - m_1^2} \mathcal{C}_2 \int \frac{d^Dl}{i\pi^{D/2}} \frac{1}{(l^2 - m_2^2)(k+l+p)^2} \\ = \frac{(p^2)^{-1-2\epsilon}}{\Gamma^2(1-\epsilon)} \left(-\frac{m_1^2}{p^2}\right)^{-\epsilon} \left(-\frac{m_2^2}{p^2}\right)^{-\epsilon} F_4\left(1, 1+\epsilon; 1-\epsilon, 1-\epsilon; \frac{m_1^2}{p^2}, \frac{m_2^2}{p^2}\right). \end{aligned} \quad (\text{A.23})$$

Modulo $i\pi$ and after including the normalisation factor of eq. (A.21), we recover the result quoted in eq. (C.16).

B Differential equations and the basis of cuts

The direct computation of cuts via residues, as outlined in section 4 and appendix A, is a good strategy to derive an integral representation for a particular type of cut. An alternative perspective can however be provided by analysing the differential equations

satisfied by the cut integrals. Indeed, a lot is known about the solution space of differential equations of hypergeometric type, and we can leverage this knowledge to construct completed bases of integrals where a fixed set of propagators is cut.

As explained in section 2.1, the same set of linear first-order differential equations obeyed by the basis of master integrals is also satisfied by any of its cuts. This has a very important consequence: from the point of view of the representation of these integrals as hypergeometric functions, it implies that all the cuts must be expressible in terms of the same type of functions as the uncut integrals. This is crucial for the relation between the diagrammatic coaction and the global coaction, as we have shown that for the later the same type of functions appear in the right entries of the coaction tensor [20].

Let us now discuss two different ways to interpret the differential equations for cut integrals. The first is the one mentioned in the previous paragraph: the uncut integral and the various cut integrals satisfy the same differential equation and are distinguished solely by the choice of boundary conditions used to solve these equations. Imposing cut conditions might lead to some integrals being set to zero, which simplifies the solution of the whole system and implies that the non-vanishing cut integrals evaluate to simpler functions, in this case to hypergeometric functions of the same type as the uncut integral but where the parameters take degenerate values. From this perspective, the simplicity of integrals with many cut propagators compared to integrals with fewer or no cut propagators might not be apparent, as it relies on knowing how the relevant hypergeometric functions degenerate with a particular set of parameters. The second way to interpret the differential equation for cut integrals is to consider the subsystem of equations obtained by removing all integrals that are set to zero by the cut conditions. We then get a smaller system of first-order equations, which is easier to solve. This implies that the solutions can also be written in terms of a simpler type of hypergeometric functions. Broadly speaking, from the first interpretation we obtain complex hypergeometric functions (of the type that can be used to express the uncut integral) with degenerate parameters, while from the second we obtain simpler hypergeometric functions involving fewer parameters. The first perspective makes the connection with the global coaction straightforward, while the second one is more convenient to get compact expressions for the cut integrals. While the two are compatible, this might be obscured by the fact that the relation involves nontrivial identities between different classes of hypergeometric functions.

In the remainder of this appendix, we provide two examples illustrating the use of differential equations in the calculation of cut integrals. Our first example concerns the one-mass sunset of section 4. As discussed there, in this example there are only two master integrals which both have the same three propagators, and therefore the system will not become simpler for any number of cut propagators: the two maximal cuts evaluate to the same type of functions as the uncut integrals and not to degenerate versions of them. By considering the differential equations, we can nevertheless check that the expressions for the cut integrals do indeed satisfy the differential equation. Our second example is the two-mass sunset discussed in section 5.2.2. It features four master integrals, three of which are of the top topology, and the fourth is the double tadpole with only two out of the three propagators. If we consider the solutions of the differential equation corresponding to the

maximal cuts, the boundary condition for the double tadpole is zero (as must happen when a cut condition is placed on a propagator that is absent). The maximal cut can then also be shown to satisfy a smaller three-by-three system of differential equations. As we will see, these two perspectives lead respectively to the two hypergeometric representations for the maximal cuts found in appendix A, in terms of either Appell F_4 or Appell F_1 functions.

B.1 Maximal Cuts of the One-Mass Sunset

The one-mass sunset defined in eq. (4.1) depends on two variables, p^2 and m^2 . It is however sufficient to consider the differential equation with respect to the dimensionless variable $z \equiv p^2/m^2$, since the dependence on m^2 can then be trivially restored by dimensional analysis. Through standard techniques, we find that $S^{(1)}$ and $S^{(2)}$, given in eqs. (4.2) and (4.3) respectively, obey the following system of first-order differential equations:

$$\frac{d}{dz} \begin{pmatrix} S^{(1)} \\ S^{(2)} \end{pmatrix} = \frac{\epsilon}{2z} \begin{pmatrix} \frac{(3+5z)}{1-z} & -3 \\ 1 & -1 \end{pmatrix} \begin{pmatrix} S^{(1)} \\ S^{(2)} \end{pmatrix}, \quad (\text{B.1})$$

where the derivative with respect to z is taken for constant m^2 . The cuts must satisfy the same system of equations:

$$\frac{d}{dz} \begin{pmatrix} \mathcal{C}_{1,2,3}^{(i)} S^{(1)} \\ \mathcal{C}_{1,2,3}^{(i)} S^{(2)} \end{pmatrix} = \frac{\epsilon}{2z} \begin{pmatrix} \frac{(3+5z)}{1-z} & -3 \\ 1 & -1 \end{pmatrix} \begin{pmatrix} \mathcal{C}_{1,2,3}^{(i)} S^{(1)} \\ \mathcal{C}_{1,2,3}^{(i)} S^{(2)} \end{pmatrix}, \quad (\text{B.2})$$

for $i = 1, 2$. We recall that in section 4 we distinguished the cases $i = 1$ and $i = 2$ by a different choice of integration contour, whereas here they would be distinguished by different choices of boundary conditions. One may indeed verify that our explicit expressions for $\mathcal{C}_{1,2,3}^{(1)}$, given in eqs. (C.5) and (C.7), satisfy the differential equation in eq. (B.2); the same is true for $\mathcal{C}_{1,2,3}^{(2)}$, given in eqs. (C.6) and (C.8).

Instead of considering a system of first-order differential equations, we can consider an equivalent second-order differential equation, which is a more standard way to establish the connection with hypergeometric functions [66]. By differentiating eq. (B.1) a second time and expressing the result using the operator $\theta = z \frac{d}{dz}$ we obtain

$$[z(\theta + 1 + 2\epsilon)(\theta + 1 + \epsilon) - \theta(\theta - \epsilon)] \frac{1}{1-z} S^{(1)} = 0. \quad (\text{B.3})$$

Any of the cuts of $S^{(1)}$ should obey this same equation and indeed we find

$$[z(\theta + 1 + 2\epsilon)(\theta + 1 + \epsilon) - \theta(\theta - \epsilon)] \frac{1}{1-z} \mathcal{C}_{1,2,3} S^{(1)} = 0. \quad (\text{B.4})$$

This second-order equation is directly recognisable as the differential equation of a ${}_2F_1$ function [66]. It has a two-dimensional solution space spanned by the results of eqs. (C.5) and (C.6). In particular, it then follows that the uncut integral should be expressible in terms of the maximal cuts, and this was already established in eq. (4.20). In fact, any cut of $S^{(1)}$ must be expressible in terms of these two functions as they all satisfy the same second-order differential equation. In this respect the one-mass sunset example is rather special. Generically, non-maximal cuts are also required to span the full space of the cuts, in direct correspondence with the fact that there are master integrals with fewer propagators.

B.2 Cuts of the two-mass sunset

Let us now consider the differential equations obeyed by the cuts of the two-mass sunset integral. Starting from its differential equation, we will demonstrate that the cuts presented in section C.1.3 span the entire space of cuts of these integrals. As a consequence, this set of cuts is sufficient to express the second entries of the coaction of the uncut master integrals. Furthermore, we will demonstrate the relation between the three-dimensional subspace spanned by the maximal cuts, which may be expressed in terms of Appell F_1 integrals, and the full four-dimensional space of cuts which also includes the two-propagator cut and contains the uncut integral in its span.

To derive the differential equations we consider the three master integrals $S^{(1)}$, $S^{(2)}$ and $S^{(3)}$ defined in eq. (5.8) and given explicitly in section C.1.3, along with the double tadpole master integral J of eq. (5.1), as functions of the variables $z_1 = \frac{m_1^2}{p^2}$ and $z_2 = \frac{m_2^2}{p^2}$, regarding p^2 as constant. We arrange these four functions in a vector \vec{S} ,

$$\vec{S} = \begin{pmatrix} S^{(1)} \\ S^{(2)} \\ S^{(3)} \\ J \end{pmatrix}, \quad (\text{B.5})$$

which satisfies the differential equations

$$\theta \vec{S} = \epsilon \mathcal{A} \vec{S}, \quad \phi \vec{S} = \epsilon \mathcal{B} \vec{S}, \quad (\text{B.6})$$

where $\theta \equiv z_1 \frac{\partial}{\partial z_1}$, $\phi \equiv z_2 \frac{\partial}{\partial z_2}$, and the matrices \mathcal{A} and \mathcal{B} are given by

$$\mathcal{A} = \begin{pmatrix} \frac{1-5z_1^2+z_2^2+4z_1-2z_2+4z_1z_2}{\lambda(1,z_1,z_2)} & \frac{2(z_2-1)}{\sqrt{\lambda(1,z_1,z_2)}} & \frac{z_2-1-3z_1}{\sqrt{\lambda(1,z_1,z_2)}} & \frac{z_2-1-z_1}{\sqrt{\lambda(1,z_1,z_2)}} \\ \frac{1-z_1-z_2}{\sqrt{\lambda(1,z_1,z_2)}} & -2 & -1 & -1 \\ \frac{2z_1}{\sqrt{\lambda(1,z_1,z_2)}} & 0 & 0 & 1 \\ 0 & 0 & 0 & -1 \end{pmatrix}, \quad (\text{B.7})$$

$$\mathcal{B} = \begin{pmatrix} \frac{1+z_1^2-5z_2^2-2z_1+4z_2+4z_1z_2}{\lambda(1,z_1,z_2)} & \frac{z_1-1-3z_2}{\sqrt{\lambda(1,z_1,z_2)}} & \frac{2(z_1-1)}{\sqrt{\lambda(1,z_1,z_2)}} & \frac{z_1-1-z_2}{\sqrt{\lambda(1,z_1,z_2)}} \\ \frac{2z_2}{\sqrt{\lambda(1,z_1,z_2)}} & 0 & 0 & 1 \\ \frac{1-z_1-z_2}{\sqrt{\lambda(1,z_1,z_2)}} & -1 & -2 & -1 \\ 0 & 0 & 0 & -1 \end{pmatrix}.$$

All the cuts satisfy the same system of first-order differential equations. In particular, the two-propagator cut satisfies

$$\theta \mathcal{C}_{1,2} \vec{S} = \epsilon \mathcal{A} \mathcal{C}_{1,2} \vec{S}, \quad \phi \mathcal{C}_{1,2} \vec{S} = \epsilon \mathcal{B} \mathcal{C}_{1,2} \vec{S}, \quad (\text{B.8})$$

and the maximal cuts satisfy

$$\theta \mathcal{C}_{1,2,3}^{(i)} \vec{S} = \epsilon \mathcal{A} \mathcal{C}_{1,2,3}^{(i)} \vec{S}, \quad \phi \mathcal{C}_{1,2,3}^{(i)} \vec{S} = \epsilon \mathcal{B} \mathcal{C}_{1,2,3}^{(i)} \vec{S}, \quad (\text{B.9})$$

with $i = 1, 2, 3$. For the maximal cuts, we note that the double tadpole J trivially vanishes upon taking a residue on propagator 3, which is absent there, so we have:

$$\mathcal{C}_{1,2,3}^{(i)} \vec{S} = \begin{pmatrix} \mathcal{C}_{1,2,3}^{(i)} S^{(1)} \\ \mathcal{C}_{1,2,3}^{(i)} S^{(2)} \\ \mathcal{C}_{1,2,3}^{(i)} S^{(3)} \\ 0 \end{pmatrix}. \quad (\text{B.10})$$

Note that J vanishing under the maximal cut is consistent with the fact that the first three entries in the last row of the matrices \mathcal{A} and \mathcal{B} are zero. The latter is a consequence of the fact that the differential equations for Feynman integrals have a natural hierarchical structure, where the differential equation of an integral with a given set of propagators can always be written in a form that does not involve integrals with more propagators. It then follows from eqs. (B.9) and (B.10) that the maximal cuts of the two-mass sunset satisfy the simpler system of equations:

$$\theta \begin{pmatrix} \mathcal{C}_{1,2,3}^{(i)} S^{(1)} \\ \mathcal{C}_{1,2,3}^{(i)} S^{(2)} \\ \mathcal{C}_{1,2,3}^{(i)} S^{(3)} \end{pmatrix} = \epsilon \tilde{\mathcal{A}} \begin{pmatrix} \mathcal{C}_{1,2,3}^{(i)} S^{(1)} \\ \mathcal{C}_{1,2,3}^{(i)} S^{(2)} \\ \mathcal{C}_{1,2,3}^{(i)} S^{(3)} \end{pmatrix}, \quad \phi \begin{pmatrix} \mathcal{C}_{1,2,3}^{(i)} S^{(1)} \\ \mathcal{C}_{1,2,3}^{(i)} S^{(2)} \\ \mathcal{C}_{1,2,3}^{(i)} S^{(3)} \end{pmatrix} = \epsilon \tilde{\mathcal{B}} \begin{pmatrix} \mathcal{C}_{1,2,3}^{(i)} S^{(1)} \\ \mathcal{C}_{1,2,3}^{(i)} S^{(2)} \\ \mathcal{C}_{1,2,3}^{(i)} S^{(3)} \end{pmatrix}, \quad (\text{B.11})$$

with $\tilde{\mathcal{A}}$ and $\tilde{\mathcal{B}}$ respectively given by the upper-left three-by-three sub-matrix of \mathcal{A} and \mathcal{B} of eq. (B.7):

$$\tilde{\mathcal{A}} = \begin{pmatrix} \mathcal{A}_{1,1} & \mathcal{A}_{1,2} & \mathcal{A}_{1,3} \\ \mathcal{A}_{2,1} & \mathcal{A}_{2,2} & \mathcal{A}_{2,3} \\ \mathcal{A}_{3,1} & \mathcal{A}_{3,2} & \mathcal{A}_{3,3} \end{pmatrix}, \quad \tilde{\mathcal{B}} = \begin{pmatrix} \mathcal{B}_{1,1} & \mathcal{B}_{1,2} & \mathcal{B}_{1,3} \\ \mathcal{B}_{2,1} & \mathcal{B}_{2,2} & \mathcal{B}_{2,3} \\ \mathcal{B}_{3,1} & \mathcal{B}_{3,2} & \mathcal{B}_{3,3} \end{pmatrix}. \quad (\text{B.12})$$

From these first-order systems we can derive a set of second-order equations for the first master $S^{(1)}$ and its cuts. These all satisfy

$$\mathcal{D}_1^{(1)} \frac{1}{\sqrt{\lambda(1, z_1, z_2)}} f^{(1)}(z_1, z_2) = 0, \quad \mathcal{D}_2^{(1)} \frac{1}{\sqrt{\lambda(1, z_1, z_2)}} f^{(1)}(z_1, z_2) = 0, \quad (\text{B.13})$$

where $f^{(1)}(z_1, z_2)$ can be $S^{(1)}$ or *any* of its cuts (including all maximal cuts $\mathcal{C}_{1,2,3}^{(i)} S^{(1)}$ and the two-propagator cut $\mathcal{C}_{1,2} S^{(1)}$) and the differential operators are

$$\begin{aligned} \mathcal{D}_1^{(1)} &= (1 - z_1 - z_2)\theta^2 - 2z_1\theta\phi - [(2 + 5\epsilon)z_1 - \epsilon(1 - z_2)]\theta \\ &\quad - 2(1 + 2\epsilon)z_1\phi - (1 + 2\epsilon)(1 + 3\epsilon)z_1, \\ \mathcal{D}_2^{(1)} &= (1 - z_1 - z_2)\phi^2 - 2z_2\theta\phi - [(2 + 5\epsilon)z_2 - \epsilon(1 - z_1)]\phi \\ &\quad - 2(1 + 2\epsilon)z_2\theta - (1 + 2\epsilon)(1 + 3\epsilon)z_2. \end{aligned} \quad (\text{B.14})$$

To derive these second-order equations we start from the expressions for $\theta S^{(1)}$ and $\phi S^{(1)}$ from eq. (B.6), along with the expression for $\theta\phi S^{(1)}$, and solve them for $S^{(2)}$, $S^{(3)}$ and J . This allows the objects $\theta^2 S^{(1)}$ and $\phi^2 S^{(1)}$ to be written solely in terms of $S^{(1)}$, $\theta S^{(1)}$, $\phi S^{(1)}$ and $\theta\phi S^{(1)}$. For the two-propagator cut we start from eq. (B.8) and repeat the very

same procedure. For the maximal cuts we similarly start from eq. (B.9). However, given eq. (B.10) we are only required to eliminate the maximal cuts of $S^{(2)}$ and $S^{(3)}$, but not of J , and so there is an extra independent relation:

$$\mathcal{D}_3^{(1)} \frac{1}{\sqrt{\lambda(1, z_1, z_2)}} \mathcal{C}_{1,2,3}^{(i)} S^{(1)} = 0, \quad (\text{B.15})$$

with

$$\mathcal{D}_3^{(1)} = \theta\phi - \frac{1+2\epsilon}{\lambda(1, z_1, z_2)} [z_2(1+3z_1-z_2)\theta + z_1(1-z_1+3z_2)\phi + 2(1+3\epsilon)z_1z_2]. \quad (\text{B.16})$$

Solving the equations (B.13), we find the general solution

$$\begin{aligned} f^{(1)}(z_1, z_2) = \sqrt{\lambda(1, z_1, z_2)} \Big[& A F_4(1+2\epsilon, 1+3\epsilon; 1+\epsilon, 1+\epsilon; z_1, z_2) \\ & + B z_1^{-\epsilon} F_4(1+2\epsilon, 1+\epsilon; 1-\epsilon, 1+\epsilon; z_1, z_2) \\ & + C z_2^{-\epsilon} F_4(1+2\epsilon, 1+\epsilon; 1+\epsilon, 1-\epsilon; z_1, z_2) \\ & + D z_1^{-\epsilon} z_2^{-\epsilon} F_4(1+\epsilon, 1; 1-\epsilon, 1-\epsilon; z_1, z_2) \Big]. \end{aligned} \quad (\text{B.17})$$

where the coefficients A through D depend on ϵ , but not on the kinematic variables. These four independent solutions correspond [80] to the four independent contours emerging from the integral representation of the F_4 function of ref. [81], and $S^{(1)}$ and any of its cuts can be written in terms of them, each corresponding to different values of the coefficients A through D . This may be verified with the explicit expressions in section C.1.3.

The general solution in eq. (B.17) was chosen to have a specific property, namely that only the first three terms obey eq. (B.15). This may be demonstrated by employing eqs. (14-15) in ref. [79] to re-express these solutions using F_1 functions, and then using

$$\left(\theta\phi - \frac{\beta'y}{x-y}\theta + \frac{\beta x}{x-y}\phi \right) F_1(\alpha; \beta, \beta'; \gamma; x, y) = 0, \quad (\text{B.18})$$

which is satisfied by the generic F_1 function [82]. The extra differential equation (B.15) obeyed by the maximal cuts can thus be interpreted as arising from the relation (B.18) which sets apart a three dimensional subspace within the four-dimensional space of solutions of eqs. (B.13). This explains why the maximal cuts can both be written as Appell F_4 and as Appell F_1 functions, spanning a three-dimensional subspace of the former. It follows that the maximal cuts of $S^{(1)}$ can be written as a linear combination of the first three functions in eq. (B.17) and this is indeed what one finds using the method of appendix A, with the three cuts summarised in eqs. (C.13) through (C.15).

The same reasoning can be applied to the integrals corresponding to the masters $S^{(2)}$ and $S^{(3)}$. The differential equations have a more complex form than for the case of $S^{(1)}$. We examine only $S^{(2)}$, as the case of $S^{(3)}$ will follow from swapping z_1 and z_2 . We define the three operators:

$$\mathcal{D}_1^{(2)} = (1-z_1-z_2)\theta^2 - 2z_1\theta\phi - [5\epsilon z_1 - \epsilon(1-z_2)]\theta - (1+4\epsilon)z_1\phi - 6\epsilon^2 z_1,$$

$$\begin{aligned}\mathcal{D}_2^{(2)} &= (1 - z_1 - z_2)\phi^2 - 2z_2\theta\phi - [5\epsilon z_2 - (\epsilon - 1)(1 - z_1)]\phi - 4\epsilon z_2\theta - 6\epsilon^2 z_2, \\ \mathcal{D}_3^{(2)} &= \theta\phi - \frac{2\epsilon z_2(1 + 3z_1 - z_2)\theta + [1 - z_1 + z_2 + \epsilon(2 - 2z_1 + 6z_2)]z_1\phi + 12\epsilon^2 z_1 z_2}{\lambda(1, z_1, z_2)}.\end{aligned}\quad (\text{B.19})$$

It then follows from eqs. (B.6), (B.8) and (B.11) that $S^{(2)}$ and all of its cuts satisfy

$$\begin{aligned}\left[\mathcal{D}_1^{(2)} + \frac{z_1\lambda(1, z_1, z_2)}{-z_1(1 - z_1 + z_2) + \epsilon(-1 + z_1^2 - z_2^2 + 2z_2)}\mathcal{D}_3^{(2)}\right]f^{(2)}(z_1, z_2) &= 0, \\ \left[\mathcal{D}_2^{(2)} + \frac{(1 - z_1)\lambda(1, z_1, z_2)}{-z_1(1 - z_1 + z_2) + \epsilon(-1 + z_1^2 - z_2^2 + 2z_2)}\mathcal{D}_3^{(2)}\right]f^{(2)}(z_1, z_2) &= 0,\end{aligned}\quad (\text{B.20})$$

with the maximal cut obeying the additional constraint

$$\mathcal{D}_3^{(2)}\mathcal{C}_{1,2,3}S^{(2)} = 0. \quad (\text{B.21})$$

Similar to the case of $S^{(1)}$, we find that the general solution to eqs. (B.20) is

$$\begin{aligned}f^{(2)}(z_1, z_2) &= A F_4(2\epsilon, 3\epsilon; 1 + \epsilon, \epsilon; z_1, z_2) \\ &\quad + B z_1^{-\epsilon} F_4(\epsilon, 2\epsilon; 1 - \epsilon, \epsilon; z_1, z_2) \\ &\quad + C z_2^{1-\epsilon} F_4(1 + \epsilon, 1 + 2\epsilon; 1 + \epsilon, 2 - \epsilon; z_1, z_2) \\ &\quad + D z_1^{-\epsilon} z_2^{-\epsilon} \left[1 + \frac{2\epsilon}{1 - \epsilon} z_2 F_4(1, 1 + \epsilon; 1 - \epsilon, 2 - \epsilon; z_1, z_2)\right],\end{aligned}\quad (\text{B.22})$$

where only the first three terms satisfy eq. (B.21), and are thus sufficient to span the three-dimensional space of the maximal cuts.

C Expressions for Master Integrals and Cuts

In this appendix we collect expressions for the Feynman integrals and their cuts that we used as examples for the diagrammatic coaction.

C.1 Sunsets

C.1.1 Massless Sunset

For completeness, we reproduce the results given in section 5.2.1. The uncut integral is

$$S(p^2) = (-p^2)^{-2\epsilon} e^{2\gamma_E\epsilon} \frac{\Gamma^3(1 - \epsilon)\Gamma(1 + 2\epsilon)}{\Gamma(1 - 3\epsilon)}, \quad (\text{C.1})$$

and the cut integral is

$$\mathcal{C}_{1,2,3}S(p^2) = (p^2)^{-2\epsilon} e^{2\gamma_E\epsilon} \frac{\Gamma^3(1 - \epsilon)\Gamma(1 + 2\epsilon)}{\Gamma(1 - 3\epsilon)}. \quad (\text{C.2})$$

C.1.2 One-mass Sunset

The uncut integrals considered in section 4 are

$$S^{(1)}(p^2, m^2) = (m^2)^{-2\epsilon} \left(1 - \frac{p^2}{m^2}\right) e^{2\gamma_E\epsilon} \Gamma(1+2\epsilon)\Gamma(1-\epsilon)\Gamma(1+\epsilon) {}_2F_1\left(1+2\epsilon, 1+\epsilon; 1-\epsilon; \frac{p^2}{m^2}\right), \quad (\text{C.3})$$

$$S^{(2)}(p^2, m^2) = (m^2)^{-2\epsilon} e^{2\gamma_E\epsilon} \Gamma(1+2\epsilon)\Gamma(1-\epsilon)\Gamma(1+\epsilon) {}_2F_1\left(2\epsilon, \epsilon; 1-\epsilon; \frac{p^2}{m^2}\right). \quad (\text{C.4})$$

The associated cuts are:

$$\mathcal{C}_{1,2,3}^{(1)} S^{(1)} = e^{2\gamma_E\epsilon} \frac{\Gamma^2(1-\epsilon)}{\Gamma(1-4\epsilon)} (p^2)^{2\epsilon} (p^2 - m^2)^{-4\epsilon} {}_2F_1\left(-2\epsilon, -\epsilon; -4\epsilon; 1 - \frac{m^2}{p^2}\right), \quad (\text{C.5})$$

$$\begin{aligned} \mathcal{C}_{1,2,3}^{(2)} S^{(1)} &= e^{2\gamma_E\epsilon} \frac{\Gamma(1+\epsilon)\Gamma(1-\epsilon)}{\Gamma(1-2\epsilon)} (p^2 - m^2)^{-2\epsilon} {}_2F_1\left(-2\epsilon, 1+2\epsilon; 1-\epsilon; \frac{p^2}{p^2 - m^2}\right) \\ &\quad - e^{2\gamma_E\epsilon} \frac{\Gamma^2(1-\epsilon)}{\Gamma(1-4\epsilon)} (p^2)^{2\epsilon} (p^2 - m^2)^{-4\epsilon} {}_2F_1\left(-2\epsilon, -\epsilon; -4\epsilon; 1 - \frac{m^2}{p^2}\right), \end{aligned} \quad (\text{C.6})$$

$$\mathcal{C}_{1,2,3}^{(1)} S^{(2)} = e^{2\gamma_E\epsilon} \frac{\epsilon\Gamma^2(1-\epsilon)}{2\Gamma(2-4\epsilon)} \frac{(p^2 - m^2)^{1-4\epsilon}}{(p^2)^{1-2\epsilon}} {}_2F_1\left(1-2\epsilon, 1-\epsilon; 2-4\epsilon; 1 - \frac{m^2}{p^2}\right), \quad (\text{C.7})$$

$$\begin{aligned} \mathcal{C}_{1,2,3}^{(2)} S^{(2)} &= e^{2\gamma_E\epsilon} \frac{\Gamma(1+\epsilon)\Gamma(1-\epsilon)}{\Gamma(1-2\epsilon)} (p^2 - m^2)^{-2\epsilon} {}_2F_1\left(1-2\epsilon, 2\epsilon; 1-\epsilon; \frac{p^2}{p^2 - m^2}\right) \\ &\quad - e^{2\gamma_E\epsilon} \frac{\epsilon\Gamma^2(1-\epsilon)}{2\Gamma(2-4\epsilon)} \frac{(p^2 - m^2)^{1-4\epsilon}}{(p^2)^{1-2\epsilon}} {}_2F_1\left(1-2\epsilon, 1-\epsilon; 2-4\epsilon; 1 - \frac{m^2}{p^2}\right). \end{aligned} \quad (\text{C.8})$$

C.1.3 Two-mass Sunset

The uncut integrals defined in eq. (5.8) are given by [80, 83]

$$\begin{aligned} S^{(1)}(p^2, m_1^2, m_2^2) &= -\epsilon^2 \sqrt{\lambda(p^2, m_1, m_2)} S(1, 1, 1, 0, 0; 2-2\epsilon; p^2, m_1^2, m_2^2) \\ &= e^{2\gamma_E\epsilon} \sqrt{\lambda(p^2, m_1, m_2)} (m_1^2)^{-1-2\epsilon} \left\{ -\Gamma^2(1+\epsilon) \left(\frac{m_2^2}{m_1^2}\right)^{-\epsilon} F_4\left(1+\epsilon, 1; 1-\epsilon, 1-\epsilon, \frac{p^2}{m_1^2}, \frac{m_2^2}{m_1^2}\right) \right. \\ &\quad \left. + \Gamma(1+2\epsilon)\Gamma(1-\epsilon)\Gamma(1+\epsilon) F_4\left(1+2\epsilon, 1+\epsilon; 1-\epsilon, 1+\epsilon; \frac{p^2}{m_1^2}, \frac{m_2^2}{m_1^2}\right) \right\}, \end{aligned} \quad (\text{C.9})$$

$$\begin{aligned} S^{(2)}(p^2, m_1^2, m_2^2) &= \epsilon^2 S(1, 1, 1, -1, 0; 2-2\epsilon; p^2, m_1^2, m_2^2) \\ &= e^{2\gamma_E\epsilon} \Gamma(1+\epsilon)^2 (m_1^2)^{-\epsilon} (m_2^2)^{-\epsilon} \left\{ -1 - \frac{2\epsilon}{1-\epsilon} \frac{m_2^2}{m_1^2} F_4\left(1+\epsilon, 1; 1-\epsilon, 2-\epsilon; \frac{p^2}{m_1^2}, \frac{m_2^2}{m_1^2}\right) \right. \\ &\quad \left. + \left(\frac{m_2^2}{m_1^2}\right)^\epsilon \frac{\Gamma(1+2\epsilon)\Gamma(1-\epsilon)}{\Gamma(1+\epsilon)} F_4\left(2\epsilon, \epsilon; 1-\epsilon, \epsilon; \frac{p^2}{m_1^2}, \frac{m_2^2}{m_1^2}\right) \right\}, \end{aligned} \quad (\text{C.10})$$

$$\begin{aligned}
S^{(3)}(p^2, m_1^2, m_2^2) &= \epsilon^2 S(1, 1, 1, 0, -1; 2 - 2\epsilon; p^2, m_1^2, m_2^2) \\
&= e^{2\gamma_E \epsilon} \Gamma(1 + \epsilon)^2 (m_1^2)^{-\epsilon} (m_2^2)^{-\epsilon} \left\{ -1 + 2F_4 \left(\epsilon, 1; 1 - \epsilon, 1 - \epsilon; \frac{p^2}{m_1^2}, \frac{m_2^2}{m_1^2} \right) \right. \\
&\quad \left. - \left(\frac{m_2^2}{m_1^2} \right)^\epsilon \frac{\Gamma(1 + 2\epsilon)\Gamma(1 - \epsilon)}{\Gamma(1 + \epsilon)} F_4 \left(2\epsilon, 1 + \epsilon; 1 - \epsilon, 1 + \epsilon; \frac{p^2}{m_1^2}, \frac{m_2^2}{m_1^2} \right) \right\}. \tag{C.11}
\end{aligned}$$

In order to apply the coaction it is convenient to first obtain symmetric representations of these master integrals in terms of the arguments $z_1 = \frac{m_1^2}{p^2}$ and $z_2 = \frac{m_2^2}{p^2}$. This is the basis of functions in which the cuts are computed in appendices A and B, and it is therefore our basis-of-choice for applying the global coaction.

To this end one applies the following analytic continuation relation [84]:

$$\begin{aligned}
F_4(\alpha, \beta; \gamma, \tilde{\gamma}; U, V) &= (-U)^{-\alpha} \frac{\Gamma(\beta - \alpha)\Gamma(\gamma)}{\Gamma(\beta)\Gamma(\gamma - \alpha)} F_4 \left(\alpha, 1 + \alpha - \gamma; 1 + \alpha - \beta, \tilde{\gamma}; \frac{1}{U}, \frac{V}{U} \right) \\
&\quad + (-U)^{-\beta} \frac{\Gamma(\alpha - \beta)\Gamma(\gamma)}{\Gamma(\alpha)\Gamma(\gamma - \beta)} F_4 \left(\beta, 1 + \beta - \gamma; 1 + \beta - \alpha, \tilde{\gamma}; \frac{1}{U}, \frac{V}{U} \right). \tag{C.12}
\end{aligned}$$

Considering the first master integral, this transformation converts each of the two Appell F_4 functions in eq. (C.9), depending on $\frac{p^2}{m_1^2}$ and $\frac{m_2^2}{m_1^2}$, into two Appell F_4 functions depending on z_1 and z_2 . The four functions obtained this way correspond directly to the ones emerging as independent solutions to the differential equations, given in eq. (B.17). Upon applying eq. (C.12) to (C.9) one thus readily determines the four coefficients A , B , C and D in eq. (B.17), in terms of ϵ -dependent Gamma functions along with phases associated with the analytic continuation. The very same procedure applies to the second master integral in eq. (C.10), yielding the result in terms of the four functions appearing in eq. (B.22). Finally, the third master integral may be obtained from the second using the $z_1 \leftrightarrow z_2$ symmetry. We refer the reader to ref. [80] for the explicit results.

For the cuts, we set $z_1 = \frac{m_1^2}{p^2}$ and $z_2 = \frac{m_2^2}{p^2}$ and find the following results. For the cuts of $S^{(1)}$:

$$\begin{aligned}
\mathcal{C}_{1,2,3}^{(1)} S^{(1)}(p^2, m_1^2, m_2^2) &= e^{2\gamma_E \epsilon} \sqrt{\lambda(1, z_1, z_2)} (p^2)^{-2\epsilon} \Gamma(1 + 2\epsilon) \\
&\quad \times \left\{ -z_1^{-\epsilon} F_4(1 + \epsilon, 1 + 2\epsilon; 1 - \epsilon, 1 + \epsilon; z_1, z_2) \right. \\
&\quad - z_2^{-\epsilon} F_4(1 + \epsilon, 1 + 2\epsilon; 1 + \epsilon, 1 - \epsilon; z_1, z_2) \\
&\quad \left. + 3 \frac{\Gamma(1 + 3\epsilon)}{\Gamma^3(1 + \epsilon)} F_4(1 + 2\epsilon, 1 + 3\epsilon; 1 + \epsilon, 1 + \epsilon; z_1, z_2) \right\}. \tag{C.13}
\end{aligned}$$

$$\begin{aligned}
\mathcal{C}_{1,2,3}^{(2)} S^{(1)}(p^2, m_1^2, m_2^2) &= e^{2\gamma_E \epsilon} \sqrt{\lambda(1, z_1, z_2)} (p^2)^{-2\epsilon} \Gamma(1 + 2\epsilon) \\
&\quad \times \left\{ 2z_1^{-\epsilon} F_4(1 + \epsilon, 1 + 2\epsilon; 1 - \epsilon, 1 + \epsilon; z_1, z_2) \right. \\
&\quad + z_2^{-\epsilon} F_4(1 + \epsilon, 1 + 2\epsilon; 1 + \epsilon, 1 - \epsilon; z_1, z_2) \\
&\quad \left. - 3 \frac{\Gamma(1 + 3\epsilon)}{\Gamma^3(1 + \epsilon)} F_4(1 + 2\epsilon, 1 + 3\epsilon; 1 + \epsilon, 1 + \epsilon; z_1, z_2) \right\}. \tag{C.14}
\end{aligned}$$

$$\begin{aligned}
\mathcal{C}_{1,2,3}^{(3)} S^{(1)}(p^2, m_1^2, m_2^2) &= e^{2\gamma_E \epsilon} \sqrt{\lambda(1, z_1, z_2)} (p^2)^{-2\epsilon} \Gamma(1+2\epsilon) \\
&\times \left\{ z_1^{-\epsilon} F_4(1+\epsilon, 1+2\epsilon; 1-\epsilon, 1+\epsilon; z_1, z_2) \right. \\
&+ 2z_2^{-\epsilon} F_4(1+\epsilon, 1+2\epsilon; 1+\epsilon, 1-\epsilon; z_1, z_2) \\
&\left. - 3 \frac{\Gamma(1+3\epsilon)}{\Gamma^3(1+\epsilon)} F_4(1+2\epsilon, 1+3\epsilon; 1+\epsilon, 1+\epsilon; z_1, z_2) \right\}. \tag{C.15}
\end{aligned}$$

$$\begin{aligned}
\mathcal{C}_{1,2} S^{(1)}(p^2, m_1^2, m_2^2) &= -e^{2\gamma_E \epsilon} \sqrt{\lambda(1, z_1, z_2)} (p^2)^{-2\epsilon} \Gamma^2(1+\epsilon) z_1^{-\epsilon} z_2^{-\epsilon} \\
&\times F_4(1, 1+\epsilon; 1-\epsilon, 1-\epsilon; z_1, z_2). \tag{C.16}
\end{aligned}$$

For the cuts of $S^{(2)}$:

$$\begin{aligned}
\mathcal{C}_{1,2,3}^{(1)} S^{(2)}(p^2, m_1^2, m_2^2) &= -e^{2\gamma_E \epsilon} (p^2)^{-2\epsilon} \Gamma(1+2\epsilon) \left\{ z_1^{-\epsilon} F_4(\epsilon, 2\epsilon; 1-\epsilon, \epsilon; z_1, z_2) \right. \\
&+ \frac{2\epsilon}{1-\epsilon} z_2^{1-\epsilon} F_4(1+\epsilon, 1+2\epsilon; 1+\epsilon, 2-\epsilon; z_1, z_2) \\
&\left. + \frac{\Gamma(1+3\epsilon)}{\Gamma^3(1+\epsilon)} F_4(2\epsilon, 3\epsilon; 1+\epsilon, \epsilon; z_1, z_2) \right\}. \tag{C.17}
\end{aligned}$$

$$\begin{aligned}
\mathcal{C}_{1,2,3}^{(2)} S^{(2)}(p^2, m_1^2, m_2^2) &= e^{2\gamma_E \epsilon} (p^2)^{-2\epsilon} \Gamma(1+2\epsilon) \left\{ 2z_1^{-\epsilon} F_4(\epsilon, 2\epsilon; 1-\epsilon, \epsilon; z_1, z_2) \right. \\
&+ \frac{2\epsilon}{1-\epsilon} z_2^{1-\epsilon} F_4(1+\epsilon, 1+2\epsilon; 1+\epsilon, 2-\epsilon; z_1, z_2) \\
&\left. + \frac{\Gamma(1+3\epsilon)}{\Gamma^3(1+\epsilon)} F_4(2\epsilon, 3\epsilon; 1+\epsilon, \epsilon; z_1, z_2) \right\}. \tag{C.18}
\end{aligned}$$

$$\begin{aligned}
\mathcal{C}_{1,2,3}^{(3)} S^{(2)}(p^2, m_1^2, m_2^2) &= e^{2\gamma_E \epsilon} (p^2)^{-2\epsilon} \Gamma(1+2\epsilon) \left\{ z_1^{-\epsilon} F_4(\epsilon, 2\epsilon; 1-\epsilon, \epsilon; z_1, z_2) \right. \\
&+ \frac{4\epsilon}{1-\epsilon} z_2^{1-\epsilon} F_4(1+\epsilon, 1+2\epsilon; 1+\epsilon, 2-\epsilon; z_1, z_2) \\
&\left. + \frac{\Gamma(1+3\epsilon)}{\Gamma^3(1+\epsilon)} F_4(2\epsilon, 3\epsilon; 1+\epsilon, \epsilon; z_1, z_2) \right\}. \tag{C.19}
\end{aligned}$$

$$\begin{aligned}
\mathcal{C}_{1,2} S^{(2)}(p^2, m_1^2, m_2^2) &= -e^{2\gamma_E \epsilon} \Gamma^2(1+\epsilon) (p^2)^{-2\epsilon} z_1^{-\epsilon} z_2^{-\epsilon} \\
&\times \left\{ 1 + \frac{2\epsilon}{1-\epsilon} z_2 F_4(1, 1+\epsilon; 1-\epsilon, 2-\epsilon; z_1, z_2) \right\}. \tag{C.20}
\end{aligned}$$

For the cuts of $S^{(3)}$:

$$\begin{aligned}
\mathcal{C}_{1,2,3}^{(1)} S^{(3)}(p^2, m_1^2, m_2^2) &= -e^{2\gamma_E \epsilon} (p^2)^{-2\epsilon} \Gamma(1+2\epsilon) \left\{ z_2^{-\epsilon} F_4(\epsilon, 2\epsilon; \epsilon, 1-\epsilon; z_1, z_2) \right. \\
&+ \frac{2\epsilon}{1-\epsilon} z_1^{1-\epsilon} F_4(1+\epsilon, 1+2\epsilon; 2-\epsilon, 1+\epsilon; z_1, z_2) \\
&\left. + \frac{\Gamma(1+3\epsilon)}{\Gamma^3(1+\epsilon)} F_4(2\epsilon, 3\epsilon; \epsilon, 1+\epsilon; z_1, z_2) \right\}. \tag{C.21}
\end{aligned}$$

$$\begin{aligned}
\mathcal{C}_{1,2,3}^{(2)} S^{(3)}(p^2, m_1^2, m_2^2) &= e^{2\gamma_E \epsilon} (p^2)^{-2\epsilon} \Gamma(1+2\epsilon) \left\{ z_2^{-\epsilon} F_4(\epsilon, 2\epsilon; \epsilon, 1-\epsilon; z_1, z_2) \right. \\
&\quad + \frac{4\epsilon}{1-\epsilon} z_1^{1-\epsilon} F_4(1+\epsilon, 1+2\epsilon; 2-\epsilon, 1+\epsilon; z_1, z_2) \\
&\quad \left. + \frac{\Gamma(1+3\epsilon)}{\Gamma^3(1+\epsilon)} F_4(2\epsilon, 3\epsilon; \epsilon, 1+\epsilon; z_1, z_2) \right\}. \tag{C.22}
\end{aligned}$$

$$\begin{aligned}
\mathcal{C}_{1,2,3}^{(3)} S^{(3)}(p^2, m_1^2, m_2^2) &= e^{2\gamma_E \epsilon} (p^2)^{-2\epsilon} \Gamma(1+2\epsilon) \left\{ 2z_2^{-\epsilon} F_4(\epsilon, 2\epsilon; \epsilon, 1-\epsilon; z_1, z_2) \right. \\
&\quad + \frac{2\epsilon}{1-\epsilon} z_1^{1-\epsilon} F_4(1+\epsilon, 1+2\epsilon; 2-\epsilon, 1+\epsilon; z_1, z_2) \\
&\quad \left. + \frac{\Gamma(1+3\epsilon)}{\Gamma^3(1+\epsilon)} F_4(2\epsilon, 3\epsilon; \epsilon, 1+\epsilon; z_1, z_2) \right\}. \tag{C.23}
\end{aligned}$$

$$\begin{aligned}
\mathcal{C}_{1,2} S^{(3)}(z_1, z_2) &= -e^{2\gamma_E \epsilon} \Gamma^2(1+\epsilon) (p^2)^{-2\epsilon} z_1^{-\epsilon} z_2^{-\epsilon} \\
&\quad \times \left\{ 1 + \frac{2\epsilon}{1-\epsilon} z_1 F_4(1, 1+\epsilon; 2-\epsilon, 1-\epsilon; z_1, z_2) \right\}. \tag{C.24}
\end{aligned}$$

C.2 Double-Edged Triangles

C.2.1 Symmetric One Scale

$$\begin{aligned}
P(0, 0, p_3^2) &= -p_3^2 \epsilon^3 P(2, 1, 1, 1, 0, 0, 0; 4-2\epsilon; 0, 0, p_3^2) \\
&= e^{2\gamma_E \epsilon} \frac{\Gamma(1+2\epsilon) \Gamma(1-2\epsilon) \Gamma(1+\epsilon) \Gamma^2(1-\epsilon)}{4\Gamma(1-3\epsilon)} (-p_3^2)^{-2\epsilon}. \tag{C.25}
\end{aligned}$$

$$\mathcal{C}_{1,2,3,4} P(0, 0, p_3^2) = e^{2\gamma_E \epsilon} \frac{\Gamma(1-\epsilon)}{\Gamma(1-3\epsilon)} (p_3^2)^{-2\epsilon}. \tag{C.26}$$

C.2.2 Asymmetric One Scale

$$\begin{aligned}
P(p_1^2, 0, 0) &= -p_1^2 \epsilon^3 P(2, 1, 1, 1, 0, 0, 0; 4-2\epsilon; p_1^2, 0, 0) \\
&= -e^{2\gamma_E \epsilon} \frac{\Gamma^3(1-\epsilon) \Gamma(1+2\epsilon)}{2\Gamma(1-3\epsilon)} (-p_1^2)^{-2\epsilon}. \tag{C.27}
\end{aligned}$$

$$\mathcal{C}_{1,2,4} P(p_1^2, 0, 0) = e^{2\gamma_E \epsilon} \frac{\Gamma^3(1-\epsilon) \Gamma(1+2\epsilon)}{2\Gamma(1-3\epsilon)} (p_1^2)^{-2\epsilon}. \tag{C.28}$$

C.2.3 Symmetric Two Scale

$$\begin{aligned}
P(p_1^2, p_2^2, 0) &= -(p_1^2 - p_2^2) \epsilon^3 P(2, 1, 1, 1, 0, 0, 0; 4-2\epsilon; p_1^2, p_2^2, 0) \\
&= e^{2\gamma_E \epsilon} \frac{\Gamma^3(1-\epsilon) \Gamma(1+2\epsilon)}{2\Gamma(1-3\epsilon)} \left((-p_2^2)^{-2\epsilon} - (-p_1^2)^{-2\epsilon} \right). \tag{C.29}
\end{aligned}$$

$$\mathcal{C}_{1,2,4} P(p_1^2, p_2^2, 0) = -e^{2\gamma_E \epsilon} \frac{\Gamma^3(1-\epsilon) \Gamma(1+2\epsilon)}{2\Gamma(1-3\epsilon)} (p_1^2)^{-2\epsilon}, \tag{C.30}$$

$$\mathcal{C}_{1,2,3} P(p_1^2, p_2^2, 0) = e^{2\gamma_E \epsilon} \frac{\Gamma^3(1-\epsilon) \Gamma(1+2\epsilon)}{2\Gamma(1-3\epsilon)} (p_2^2)^{-2\epsilon}.$$

C.2.4 Asymmetric Two Scale

$$\begin{aligned}
P(p_1^2, 0, p_3^2) &= -(p_3^2 - p_1^2)\epsilon^3 P(2, 1, 1, 1, 0, 0, 0; 4 - 2\epsilon; p_1^2, 0, p_3^2) \\
&= e^{2\gamma_E\epsilon} (p_3^2 - p_1^2) (-p_3^2)^{-1-2\epsilon} \frac{\Gamma^3(1-\epsilon)\Gamma(1+\epsilon)\Gamma(1+2\epsilon)}{2\Gamma(1-3\epsilon)\Gamma(2+\epsilon)} \\
&\quad {}_2F_1\left(1+\epsilon, 1+2\epsilon; 2+\epsilon; 1 - \frac{p_1^2}{p_3^2}\right). \tag{C.31}
\end{aligned}$$

$$\begin{aligned}
\mathcal{C}_{1,2,3,4}P(p_1^2, 0, p_3^2) &= e^{2\gamma_E\epsilon} \frac{\Gamma(1-\epsilon)}{\Gamma(1-3\epsilon)} (p_1^2 - p_3^2)^{-\epsilon} (p_3^2)^{-\epsilon}, \\
\mathcal{C}_{1,2,4}P(p_1^2, 0, p_3^2) &= P(p_1^2, 0, p_3^2). \tag{C.32}
\end{aligned}$$

C.2.5 Three Scales

We do not list the cuts $\mathcal{C}_{1,2,4}$ as these can be deduced from $\mathcal{C}_{1,2,3}$ by symmetry. We set $z_1 = \frac{p_1^2}{p_3^2}$ and $z_2 = \frac{p_2^2}{p_3^2}$.

$$\begin{aligned}
P^{(1)}(p_1^2, p_2^2, p_3^2) &= -\epsilon^3 \sqrt{\lambda(p_1^2, p_2^2, p_3^2)} P(2, 1, 1, 1, 0, 0, 0; 4 - 2\epsilon; p_1^2, p_2^2, p_3^2) \\
&= -e^{2\gamma_E\epsilon} \frac{\sqrt{\lambda(p_1^2, p_2^2, p_3^2)}}{4} (-p_3^2)^{-2\epsilon} \\
&\quad \times \left\{ \frac{\Gamma^3(1-\epsilon)\Gamma(1+2\epsilon)}{\Gamma(1-3\epsilon)} z_1^{-2\epsilon} F_4(1, 1-\epsilon; 1-2\epsilon, 1+2\epsilon; z_1, z_2) \right. \\
&\quad + \frac{\Gamma^3(1-\epsilon)\Gamma(1+2\epsilon)}{\Gamma(1-3\epsilon)} z_2^{-2\epsilon} F_4(1, 1-\epsilon; 1+2\epsilon, 1-2\epsilon; z_1, z_2) \\
&\quad - \frac{\Gamma(1-2\epsilon)\Gamma^2(1-\epsilon)\Gamma(1+\epsilon)\Gamma(1+2\epsilon)}{\Gamma(1-3\epsilon)} F_4(1+\epsilon, 1+2\epsilon; 1+2\epsilon, 1+2\epsilon; z_1, z_2) \\
&\quad \left. - \Gamma^2(1-\epsilon)\Gamma^2(1+2\epsilon) z_1^{-2\epsilon} z_2^{-2\epsilon} F_4(1-3\epsilon, 1-2\epsilon; 1-2\epsilon, 1-2\epsilon; z_1, z_2) \right\} \tag{C.33}
\end{aligned}$$

$$\begin{aligned}
P^{(2)}(p_1^2, p_2^2, p_3^2) &= -\epsilon^2 p_3^2 P(1, 1, 1, 1, 0, 0, -1; 2 - 2\epsilon; p_1^2, p_2^2, p_3^2) \\
&= e^{2\gamma_E\epsilon} \frac{(-p_3^2)^{-2\epsilon}}{2} \left\{ - \frac{3\Gamma^3(1-\epsilon)\Gamma(1+2\epsilon)}{\Gamma(1-3\epsilon)} z_1^{-2\epsilon} F_4(1, -\epsilon; 1-2\epsilon, 1+2\epsilon; z_1, z_2) \right. \\
&\quad - \frac{3\Gamma^3(1-\epsilon)\Gamma(1+2\epsilon)}{\Gamma(1-3\epsilon)} z_2^{-2\epsilon} F_4(1, -\epsilon; 1+2\epsilon, 1-2\epsilon; z_1, z_2) \\
&\quad - \frac{3\Gamma(1-2\epsilon)\Gamma^2(1-\epsilon)\Gamma(1+\epsilon)\Gamma(1+2\epsilon)}{\Gamma(1-3\epsilon)} F_4(\epsilon, 1+2\epsilon; 1+2\epsilon, 1+2\epsilon; z_1, z_2) \\
&\quad \left. + \Gamma^2(1+2\epsilon)\Gamma^2(1-\epsilon) z_1^{-2\epsilon} z_2^{-2\epsilon} F_4(-3\epsilon, 1-2\epsilon; 1-2\epsilon, 1-2\epsilon; z_1, z_2) \right\} \tag{C.34}
\end{aligned}$$

$$\begin{aligned}
\mathcal{C}_{1,2,3,4}^{(1)} P^{(1)}(p_1^2, p_2^2, p_3^2) &= e^{2\gamma_E \epsilon} \epsilon \sqrt{\lambda(1, z_1, z_2)} (p_3^2)^{-2\epsilon} \frac{\Gamma(1+2\epsilon)\Gamma^2(1-\epsilon)}{8\Gamma(2-2\epsilon)} \\
&\times \left(\frac{1}{2} \left[z_1 + z_2 - 1 + \sqrt{\lambda(1, z_1, z_2)} \right] \right)^{-1-\epsilon} \\
&\times {}_2F_1 \left(1-\epsilon, 1+\epsilon; 2-2\epsilon; \frac{2\sqrt{\lambda(1, z_1, z_2)}}{z_1 + z_2 - 1 + \sqrt{\lambda(1, z_1, z_2)}} \right) \\
&+ e^{2\gamma_E \epsilon} (p_3^2)^{-2\epsilon} \frac{\Gamma(1+2\epsilon)\Gamma^2(1-\epsilon)}{\Gamma(1-2\epsilon)} \left[\sqrt{\lambda(1, z_1, z_2)} \right]^\epsilon \\
&\times \left(\frac{1}{2} \left[z_1 + z_2 - 1 + \sqrt{\lambda(1, z_1, z_2)} \right] \right)^{-2\epsilon} \\
&\times {}_2F_1 \left(1-\epsilon, \epsilon; 1-2\epsilon; \frac{z_1 + z_2 - 1 + \sqrt{\lambda(1, z_1, z_2)}}{2\sqrt{\lambda(1, z_1, z_2)}} \right)
\end{aligned} \tag{C.35}$$

$$\begin{aligned}
\mathcal{C}_{1,2,3,4}^{(2)} P^{(1)}(p_1^2, p_2^2, p_3^2) &= e^{2\gamma_E \epsilon} \epsilon \sqrt{\lambda(1, z_1, z_2)} (p_3^2)^{-2\epsilon} \frac{\Gamma(1+2\epsilon)\Gamma^2(1-\epsilon)}{4\Gamma(2-2\epsilon)} \\
&\times \left(\frac{1}{2} \left[z_1 + z_2 - 1 + \sqrt{\lambda(1, z_1, z_2)} \right] \right)^{-1-\epsilon} \\
&\times {}_2F_1 \left(1-\epsilon, 1+\epsilon; 2-2\epsilon; \frac{2\sqrt{\lambda(1, z_1, z_2)}}{z_1 + z_2 - 1 + \sqrt{\lambda(1, z_1, z_2)}} \right)
\end{aligned} \tag{C.36}$$

$$\begin{aligned}
\mathcal{C}_{1,2,3} P^{(1)}(p_1^2, p_2^2, p_3^2) &= e^{2\gamma_E \epsilon} \epsilon^2 \frac{\Gamma^2(1-\epsilon)}{\Gamma(1-2\epsilon)} \sqrt{\lambda(1, z_1, z_2)} (p_2^2)^{-2\epsilon} \\
&\times \left\{ \frac{\Gamma(-1+2\epsilon)}{2} \left(\frac{1}{2} \left[z_1 - z_2 - 1 + \sqrt{\lambda(1, z_1, z_2)} \right] \right)^{-2+2\epsilon} \right. \\
&\times F_2 \left(2-2\epsilon, 1-\epsilon; 1+\epsilon; 2-2\epsilon; 2-2\epsilon; \right. \\
&\quad \left. \frac{2\sqrt{\lambda(1, z_1, z_2)}}{z_1 - z_2 - 1 + \sqrt{\lambda(1, z_1, z_2)}}, -\frac{2}{z_1 - z_2 - 1 + \sqrt{\lambda(1, z_1, z_2)}} \right) \\
&- \frac{\Gamma(1-2\epsilon)\Gamma(-\epsilon)}{\Gamma(1-3\epsilon)\Gamma(2-2\epsilon)} \frac{2}{z_1 - z_2 - 1 + \sqrt{\lambda(1, z_1, z_2)}} (p_3^2)^{-2\epsilon} \\
&\times F_2 \left(1, 1-\epsilon; 3\epsilon; 2-2\epsilon; 2\epsilon; \right. \\
&\quad \left. \frac{2\sqrt{\lambda(1, z_1, z_2)}}{z_1 - z_2 - 1 + \sqrt{\lambda(1, z_1, z_2)}}, -\frac{2}{z_1 - z_2 - 1 + \sqrt{\lambda(1, z_1, z_2)}} \right) \left. \right\}
\end{aligned} \tag{C.37}$$

$$\begin{aligned}
\mathcal{C}_{1,2,3,4}^{(1)} P^{(2)}(p_1^2, p_2^2, p_3^2) &= 2e^{2\gamma_E \epsilon} \Gamma^2(1+2\epsilon) \Gamma^2(1-\epsilon) (p_3^2)^{-2\epsilon} \\
&\times \left(\frac{1}{2} \left[z_1 + z_2 - 1 + \sqrt{\lambda(1, z_1, z_2)} \right] \right)^{-\epsilon} \\
&\times {}_2F_1 \left(-\epsilon, \epsilon; -2\epsilon; \frac{2\sqrt{\lambda(1, z_1, z_2)}}{z_1 + z_2 - 1 + \sqrt{\lambda(1, z_1, z_2)}} \right) \\
&- 2e^{2\gamma_E \epsilon} (-p_3^2)^{-2\epsilon} \frac{\Gamma(1+2\epsilon) \Gamma^2(1-\epsilon)}{\Gamma(1-2\epsilon)} \\
&\times \left[\sqrt{\lambda(1, z_1, z_2)} \right]^\epsilon \left(\frac{1}{2} \left[z_1 + z_2 - 1 + \sqrt{\lambda(1, z_1, z_2)} \right] \right)^{-2\epsilon} \\
&\times {}_2F_1 \left(-\epsilon, 1+\epsilon; 1-2\epsilon; \frac{z_1 + z_2 - 1 + \sqrt{\lambda(1, z_1, z_2)}}{2\sqrt{\lambda(1, z_1, z_2)}} \right)
\end{aligned} \tag{C.38}$$

$$\begin{aligned}
\mathcal{C}_{1,2,3,4}^{(2)} P^{(2)}(p_1^2, p_2^2, p_3^2) &= e^{2\gamma_E \epsilon} \Gamma^2(1+2\epsilon) \Gamma^2(1-\epsilon) (p_3^2)^{-2\epsilon} \\
&\times \left(\frac{1}{2} \left[z_1 + z_2 - 1 + \sqrt{\lambda(1, z_1, z_2)} \right] \right)^{-\epsilon} \\
&\times {}_2F_1 \left(-\epsilon, \epsilon; -2\epsilon; \frac{2\sqrt{\lambda(1, z_1, z_2)}}{z_1 + z_2 - 1 + \sqrt{\lambda(1, z_1, z_2)}} \right)
\end{aligned} \tag{C.39}$$

$$\begin{aligned}
\mathcal{C}_{1,2,3} P^{(2)}(p_1^2, p_2^2, p_3^2) &= e^{2\gamma_E \epsilon} \epsilon \frac{\Gamma^2(1-\epsilon) \Gamma(-\epsilon)}{\Gamma(1-2\epsilon)} (p_2^2)^{-2\epsilon} \\
&\times \left\{ \frac{\Gamma(1+2\epsilon)}{\Gamma(1-\epsilon)} \left(\frac{1}{2} \left[z_1 - z_2 - 1 + \sqrt{\lambda(1, z_1, z_2)} \right] \right)^{2\epsilon} \right. \\
&\times F_2 \left(-2\epsilon, -\epsilon; \epsilon; -2\epsilon; -2\epsilon; \right. \\
&\quad \left. \left. \frac{2\sqrt{\lambda(1, z_1, z_2)}}{z_1 - z_2 - 1 + \sqrt{\lambda(1, z_1, z_2)}}, -\frac{2}{z_1 - z_2 - 1 + \sqrt{\lambda(1, z_1, z_2)}} \right) \right. \\
&+ \frac{\Gamma(-1-2\epsilon)}{\Gamma(-3\epsilon) \Gamma(-2\epsilon)} \frac{2}{z_1 - z_2 - 1 + \sqrt{\lambda(1, z_1, z_2)}} \\
&\times F_2 \left(1, -\epsilon; 1+3\epsilon; -2\epsilon; 2+2\epsilon; \right. \\
&\quad \left. \left. \frac{2\sqrt{\lambda(1, z_1, z_2)}}{z_1 - z_2 - 1 + \sqrt{\lambda(1, z_1, z_2)}}, -\frac{2}{z_1 - z_2 - 1 + \sqrt{\lambda(1, z_1, z_2)}} \right) \right\}
\end{aligned} \tag{C.40}$$

C.3 Adjacent Triangles

The adjacent triangles are defined in eq. (5.28). We will consider the case with two massive external legs (see fig. 3) and the case with a single massive external leg (i.e., we set $p_2^2 = 0$ in the diagram of fig. 3), which are known to all orders in ϵ in [85].

C.3.1 Asymmetric One Scale

$$\begin{aligned}
T(p^2) &= p^2 \epsilon^4 T(1, 1, 1, 1, 1; 4 - 2\epsilon; p^2, 0) \\
&= (-p^2)^{-2\epsilon} e^{2\gamma_E \epsilon} \frac{\Gamma^2(1 - \epsilon) \Gamma(1 + 2\epsilon)}{4\Gamma(1 - 3\epsilon)} [\Gamma(1 - 2\epsilon) \Gamma(1 + \epsilon) - \Gamma(1 - \epsilon)] \\
\mathcal{C}_{1,2,4,5} T &= (-p^2)^{-2\epsilon} e^{2\gamma_E \epsilon} \frac{\Gamma(1 - \epsilon)}{\Gamma(1 - 3\epsilon)} \\
\mathcal{C}_{2,3,5} T &= -(-p^2)^{-2\epsilon} e^{2\gamma_E \epsilon} \frac{\Gamma^3(1 - \epsilon) \Gamma(1 + 2\epsilon)}{4\Gamma(1 - 3\epsilon)}
\end{aligned} \tag{C.41}$$

C.3.2 Symmetric Two Scales

We do not list the cuts $\mathcal{C}_{1,4,5}$ and $\mathcal{C}_{2,3,4,5}$ as they can be deduced by symmetry from the ones given below.

$$\begin{aligned}
T(p_1^2, p_2^2) &= \epsilon^4 (p_1^2 - p_2^2) T(1, 1, 1, 1, 1; 4 - 2\epsilon; p_1^2, p_2^2) \\
&= e^{2\gamma_E \epsilon} \left\{ \frac{\Gamma^2(1 + \epsilon) \Gamma^4(1 - \epsilon)}{\Gamma(1 - 2\epsilon) \Gamma(2 - 2\epsilon)} \frac{p_1^2 - p_2^2}{p_2^2} (-p_1^2)^{-2\epsilon} {}_2F_1 \left(1 - \epsilon, 1 - 2\epsilon; 2 - 2\epsilon; 1 - \frac{p_1^2}{p_2^2} \right) \right. \\
&\quad - \frac{\Gamma(1 + 2\epsilon) \Gamma^3(1 - \epsilon)}{2(1 - 2\epsilon) \Gamma(1 - 3\epsilon)} \left[\frac{p_1^2 - p_2^2}{p_1^2} (-p_2^2)^{-2\epsilon} {}_3F_2 \left(1 - \epsilon, 1, 1 - 2\epsilon; 1 + \epsilon, 2 - 2\epsilon; 1 - \frac{p_2^2}{p_1^2} \right) \right. \\
&\quad \left. \left. + \frac{p_1^2 - p_2^2}{p_2^2} (-p_1^2)^{-2\epsilon} {}_3F_2 \left(1 - \epsilon, 1, 1 - 2\epsilon; 1 + \epsilon, 2 - 2\epsilon; 1 - \frac{p_1^2}{p_2^2} \right) \right] \right\}, \tag{C.42}
\end{aligned}$$

$$\begin{aligned}
\mathcal{C}_{2,3,5} T(p_1^2, p_2^2) &= -e^{2\gamma_E \epsilon} \frac{\epsilon \Gamma^3(1 - \epsilon)}{2\Gamma(1 - 3\epsilon) \Gamma(2 - 2\epsilon)} \frac{p_1^2 - p_2^2}{p_2^2} (p_1^2)^{-2\epsilon} \\
&\quad {}_3F_2 \left(1 - 2\epsilon, 1, 1 - \epsilon; 1 + \epsilon, 2 - 2\epsilon; 1 - \frac{p_1^2}{p_2^2} \right), \tag{C.43}
\end{aligned}$$

$$\begin{aligned}
\mathcal{C}_{1,2,4,5} T(p_1^2, p_2^2) &= -e^{2\gamma_E \epsilon} \frac{2\epsilon \Gamma(1 - \epsilon)}{\Gamma(2 - 3\epsilon)} \left(1 - \frac{p_2^2}{p_1^2} \right)^{1-\epsilon} (p_2^2)^{-2\epsilon} \\
&\quad {}_2F_1 \left(1 - 2\epsilon, 1 - 3\epsilon; 2 - 3\epsilon; 1 - \frac{p_2^2}{p_1^2} \right), \tag{C.44}
\end{aligned}$$

$$\begin{aligned}
\mathcal{C}_{1,2,3,4} T(p_1^2, p_2^2) &= e^{2\gamma_E \epsilon} \frac{\epsilon \Gamma^2(1 - \epsilon)}{\Gamma(1 - 2\epsilon) \Gamma(2 - 2\epsilon)} \frac{p_1^2 - p_2^2}{p_2^2} (p_1^2)^{-2\epsilon} \\
&\quad {}_2F_1 \left(1 - \epsilon, 1 - 2\epsilon; 2 - 2\epsilon; 1 - \frac{p_1^2}{p_2^2} \right), \tag{C.45}
\end{aligned}$$

$$\mathcal{C}_{1,2,3,4,5}T(p_1^2, p_2^2) = e^{2\gamma_E\epsilon}\Gamma(1+2\epsilon)(p_1^2)^{-2\epsilon}(p_2^2)^{-2\epsilon}(p_1^2 - p_2^2)^{2\epsilon}. \quad (\text{C.46})$$

As discussed in section 5.4, the diagrammatic coaction of the one-mass integral $T(p_1^2)$ in eq. (C.41) can be obtained by taking the $p_2^2 \rightarrow 0$ limit of $T(p_1^2, p_2^2)$ in eq. (C.42). The corresponding diagrammatic representations are given in eqs. (5.30) and (5.31), respectively. As stressed in the main text, the $p_2^2 \rightarrow 0$ limit must be carefully taken keeping $\epsilon < 0$, as it can (and does) generate new infrared divergences. Let us illustrate this in the simple but illustrative example of $\mathcal{C}_{1,2,4,5}T(p_1^2, p_2^2)$ in eq. (C.44). The hypergeometric function appearing there is

$${}_2F_1\left(1-2\epsilon, 1-3\epsilon; 2-3\epsilon; 1-\frac{p_2^2}{p_1^2}\right) = (1-3\epsilon) \int_0^1 du u^{-3\epsilon} \left[1 - \left(1 - \frac{p_2^2}{p_1^2}\right)u\right]^{2\epsilon-1},$$

where we used Euler's integral representation in eq. (3.2) to expose the branch point at $p_2^2 = 0$. We note that for $\epsilon < 0$ the integral converges on the real line for $p_2^2/p_1^2 > 0$, but diverges for $p_2^2/p_1^2 < 0$. Naively setting $p_2^2 = 0$ would yield a wrong (vanishing) result for the cut in eq. (C.44). The correct procedure is to consider a representation that is a priori valid for $\epsilon < 0$, where we can approach the $p_2^2/p_1^2 \rightarrow 0$ limit from any direction. Such a representation can be readily derived using known transformations bringing the argument of the hypergeometric function to be p_2^2/p_1^2 before considering the limit. In our particular example we may use:

$$\begin{aligned} {}_2F_1\left(1-2\epsilon, 1-3\epsilon; 2-3\epsilon; 1-\frac{p_2^2}{p_1^2}\right) &= \left(1-\frac{p_2^2}{p_1^2}\right)^{3\epsilon-1} \frac{\Gamma(2-3\epsilon)\Gamma(2\epsilon)}{\Gamma(1-\epsilon)} \\ &\quad - \left(\frac{p_2^2}{p_1^2}\right)^{2\epsilon} \frac{(1-3\epsilon)}{2\epsilon} {}_2F_1\left(1, 1-\epsilon; 1+2\epsilon; \frac{p_2^2}{p_1^2}\right). \end{aligned}$$

Given $\epsilon < 0$, the first term is finite for vanishing p_2^2 , while the second is divergent in this limit, precisely cancelling the factor $(p_2^2)^{-2\epsilon}$ in eq. (C.44) and yielding a finite non-vanishing result for the cut $\mathcal{C}_{1,2,4,5}T(p_1^2, 0)$. Furthermore, one can confirm that the result coincides with the one presented in eq. (C.41). The limits of all other hypergeometric functions appearing in the uncut and cut expressions of the two-mass case can be computed following similar steps.

C.4 Diagonal Box

The diagonal box was obtained in ref. [67] as a linear combination of Gauss hypergeometric functions:

$$\begin{aligned} B(s, t) &= \epsilon^4 (s+t) B(1, 1, 1, 1; 4-2\epsilon; s, t) \\ &= -e^{2\gamma_E\epsilon} \frac{\epsilon(s+t)}{2(1-2\epsilon)} \frac{\Gamma^3(1-\epsilon)\Gamma(1+2\epsilon)}{\Gamma(1-3\epsilon)} \left[\frac{t^{-2\epsilon}}{s} {}_2F_1\left(1-2\epsilon, 1-2\epsilon; 2-2\epsilon; 1+\frac{t}{s}\right) \right. \\ &\quad \left. + \frac{s^{-2\epsilon}}{t} {}_2F_1\left(1-2\epsilon, 1-2\epsilon; 2-2\epsilon; 1+\frac{s}{t}\right) \right], \end{aligned} \quad (\text{C.47})$$

A basis of cut integrals is given by:

$$\mathcal{C}_{1,3,5}B(s,t) = -e^{2\gamma_E\epsilon} \frac{\Gamma^3(1-\epsilon)\Gamma(1+2\epsilon)}{2(1-2\epsilon)\Gamma(1-3\epsilon)} \left(1 + \frac{s}{t}\right) s^{-2\epsilon} {}_2F_1\left(1-2\epsilon, 1-2\epsilon; 2-2\epsilon; 1 + \frac{s}{t}\right), \quad (\text{C.48})$$

$$\mathcal{C}_{2,4,5}B(s,t) = -e^{2\gamma_E\epsilon} \frac{\Gamma^3(1-\epsilon)\Gamma(1+2\epsilon)}{2(1-2\epsilon)\Gamma(1-3\epsilon)} \left(1 + \frac{t}{s}\right) t^{-2\epsilon} {}_2F_1\left(1-2\epsilon, 1-2\epsilon; 2-2\epsilon; 1 + \frac{t}{s}\right), \quad (\text{C.49})$$

$$\mathcal{C}_{1,2,3,4,5}B(s,t) = e^{2\gamma_E\epsilon} \frac{\Gamma^3(1-\epsilon)\Gamma(1+2\epsilon)}{\Gamma(1-3\epsilon)} \frac{(s+t)^{2\epsilon}}{s^{2\epsilon}t^{2\epsilon}}. \quad (\text{C.50})$$

References

- [1] S. Abreu, R. Britto, C. Duhr, and E. Gardi, *Algebraic Structure of Cut Feynman Integrals and the Diagrammatic Coaction*, *Phys. Rev. Lett.* **119** (2017), no. 5 051601, [[1703.05064](#)].
- [2] S. Abreu, R. Britto, C. Duhr, and E. Gardi, *Diagrammatic Hopf algebra of cut Feynman integrals: the one-loop case*, *JHEP* **12** (2017) 090, [[1704.07931](#)].
- [3] S. Abreu, R. Britto, C. Duhr, and E. Gardi, *From multiple unitarity cuts to the coproduct of Feynman integrals*, *JHEP* **10** (2014) 125, [[1401.3546](#)].
- [4] S. Abreu, R. Britto, and H. Grönqvist, *Cuts and coproducts of massive triangle diagrams*, *JHEP* **07** (2015) 111, [[1504.00206](#)].
- [5] B. Ananthanarayan, A. B. Das, and D. Wyler, *The Hopf Algebra Structure of the Two Loop Three Mass Non-Planar Feynman Diagram*, [[2104.00967](#)].
- [6] M. Tapušković, *Motivic Galois coaction and one-loop Feynman graphs*, [[1911.01540](#)].
- [7] V. V. Bytev, M. Yu. Kalmykov, and B. A. Kniehl, *Differential reduction of generalized hypergeometric functions from Feynman diagrams: One-variable case*, *Nucl. Phys.* **B836** (2010) 129–170, [[0904.0214](#)].
- [8] M. Yu. Kalmykov, V. V. Bytev, B. A. Kniehl, B. F. L. Ward, and S. A. Yost, *Feynman Diagrams, Differential Reduction, and Hypergeometric Functions*, *PoS ACAT08* (2008) 125, [[0901.4716](#)].
- [9] L. de la Cruz, *Feynman integrals as A-hypergeometric functions*, *JHEP* **12** (2019) 123, [[1907.00507](#)].
- [10] R. P. Klausen, *Hypergeometric Series Representations of Feynman Integrals by GKZ Hypergeometric Systems*, *JHEP* **04** (2020) 121, [[1910.08651](#)].
- [11] E. Nasrollahpoursamami, *Periods of Feynman diagrams*. PhD thesis, Caltech, Pasadena (main), 2017.
- [12] C. Bogner and S. Weinzierl, *Periods and Feynman integrals*, *J. Math. Phys.* **50** (2009) 042302, [[0711.4863](#)].
- [13] M. Kontsevich and D. Zagier, *Periods*, in *Mathematics unlimited–2001 and beyond* (B. Engquist and W. Schmid, eds.), pp. 771–808, Springer, 2001.

- [14] F. Brown, *Notes on Motivic Periods*, *Commun. Num. Theor Phys.* **11** (2017) 557–655, [[1512.06410](#)].
- [15] A. B. Goncharov, *Multiple polylogarithms and mixed Tate motives*, *arXiv Mathematics e-prints* (Mar., 2001) [[math/0103059](#)].
- [16] A. B. Goncharov, *Galois symmetries of fundamental groupoids and noncommutative geometry*, *arXiv Mathematics e-prints* (Aug., 2002) [[math/0208144](#)].
- [17] F. C. S. Brown, *Mixed Tate Motives over Spec(Z)*, *Annals of Math.* **175** (2012), no. 1.
- [18] F. Brown, *On the decomposition of motivic multiple zeta values*, in *Galois-Teichmüller theory and arithmetic geometry*, vol. 68 of *Adv. Studies in Pure Math.*, pp. 31–58, Math. Soc. Japan, 2012. [1102.1310](#).
- [19] F. Brown and C. Dupont, *Lauricella hypergeometric functions, unipotent fundamental groups of the punctured Riemann sphere, and their motivic coactions*, [1907.06603](#).
- [20] S. Abreu, R. Britto, C. Duhr, E. Gardi, and J. Matthew, *From positive geometries to a coaction on hypergeometric functions*, *JHEP* **02** (2020) 122, [[1910.08358](#)].
- [21] D. Kreimer, *Outer Space as a combinatorial backbone for Cutkosky rules and coactions*, 10, 2020. [2010.11781](#).
- [22] D. Kreimer and K. Yeats, *Algebraic Interplay between Renormalization and Monodromy*, [2105.05948](#).
- [23] K. Chetyrkin and F. Tkachov, *Integration by Parts: The Algorithm to Calculate beta Functions in 4 Loops*, *Nucl.Phys.* **B192** (1981) 159–204.
- [24] F. V. Tkachov, *A Theorem on Analytical Calculability of Four Loop Renormalization Group Functions*, *Phys. Lett. B* **100** (1981) 65–68.
- [25] T. Bitoun, C. Bogner, R. P. Klausen, and E. Panzer, *The number of master integrals as Euler characteristic*, *PoS* **LL2018** (2018) 065, [[1809.03399](#)].
- [26] P. Mastrolia and S. Mizera, *Feynman Integrals and Intersection Theory*, *JHEP* **02** (2019) 139, [[1810.03818](#)].
- [27] A. Primo and L. Tancredi, *On the maximal cut of Feynman integrals and the solution of their differential equations*, *Nucl. Phys. B* **916** (2017) 94–116, [[1610.08397](#)].
- [28] H. Frellesvig and C. G. Papadopoulos, *Cuts of Feynman Integrals in Baikov representation*, *JHEP* **04** (2017) 083, [[1701.07356](#)].
- [29] J. Bosma, K. J. Larsen, and Y. Zhang, *Differential equations for loop integrals in Baikov representation*, *Phys. Rev. D* **97** (2018), no. 10 105014, [[1712.03760](#)].
- [30] J. Bosma, M. Sogaard, and Y. Zhang, *Maximal Cuts in Arbitrary Dimension*, *JHEP* **08** (2017) 051, [[1704.04255](#)].
- [31] R. Cutkosky, *Singularities and discontinuities of Feynman amplitudes*, *J. Math. Phys.* **1** (1960) 429–433.
- [32] R. N. Lee and A. A. Pomeransky, *Critical points and number of master integrals*, *JHEP* **11** (2013) 165, [[1308.6676](#)].
- [33] T. Bitoun, C. Bogner, R. P. Klausen, and E. Panzer, *Feynman integral relations from parametric annihilators*, *Lett. Math. Phys.* **109** (2019), no. 3 497–564, [[1712.09215](#)].

- [34] N. Arkani-Hamed, J. L. Bourjaily, F. Cachazo, and J. Trnka, *Local Integrals for Planar Scattering Amplitudes*, *JHEP* **06** (2012) 125, [[1012.6032](#)].
- [35] A. V. Kotikov, *Differential equation method: The Calculation of N point Feynman diagrams*, *Phys. Lett.* **B267** (1991) 123–127.
- [36] A. V. Kotikov, *Differential equations method: The Calculation of vertex type Feynman diagrams*, *Phys. Lett.* **B259** (1991) 314–322.
- [37] A. Kotikov, *Differential equations method. New technique for massive Feynman diagram calculation*, *Physics Letters B* **254** (jan, 1991) 158–164.
- [38] T. Gehrmann and E. Remiddi, *Differential equations for two-loop four-point functions*, *Nuclear Physics B* **580** (jul, 2000) 485–518.
- [39] J. M. Henn, *Multiloop integrals in dimensional regularization made simple*, *Phys. Rev. Lett.* **110** (2013) 251601, [[1304.1806](#)].
- [40] C. Duhr, *Hopf algebras, coproducts and symbols: an application to Higgs boson amplitudes*, *JHEP* **08** (2012) 043, [[1203.0454](#)].
- [41] G. 't Hooft and M. Veltman, *DIAGRAMMAR*, *NATO Sci. Ser. B* **4** (1974) 177–322.
- [42] S. Bloch and D. Kreimer, *Cutkosky Rules and Outer Space*, [[1512.01705](#)].
- [43] S. Abreu, R. Britto, C. Duhr, and E. Gardi, *Cuts from residues: the one-loop case*, *JHEP* **06** (2017) 114, [[1702.03163](#)].
- [44] J. L. Bourjaily, H. Hannesdottir, A. J. McLeod, M. D. Schwartz, and C. Vergu, *Sequential Discontinuities of Feynman Integrals and the Monodromy Group*, *JHEP* **01** (2021) 205, [[2007.13747](#)].
- [45] C. Anastasiou and K. Melnikov, *Higgs boson production at hadron colliders in NNLO QCD*, *Nucl. Phys. B* **646** (2002) 220–256, [[hep-ph/0207004](#)].
- [46] D. Fotiadi, M. Froissart, J. Lascoux, and F. Pham, *Applications of an isotopy theorem*, *Topology* **4** (1965) 159–191.
- [47] R. C. Hwa and V. L. Teplitz, *Homology and Feynman integrals*. W. A. Benjamin Inc., 1966.
- [48] D. Fotiadi and F. Pham, *Analytic Properties of Some Integrals over Complex Manifolds*, in *Homology and Feynman integrals* (R. C. Hwa and V. L. Teplitz, eds.). W. A. Benjamin Inc., 1966.
- [49] D. Fotiadi and F. Pham, *Analytic study of Some Feynman Graphs by Homological Methods*, in *Homology and Feynman integrals* (R. C. Hwa and V. L. Teplitz, eds.). W. A. Benjamin Inc., 1966.
- [50] S. Abreu, R. Britto, C. Duhr, E. Gardi, and J. Matthew, *Coaction for Feynman integrals and diagrams*, *PoS* **LL2018** (2018) 047, [[1808.00069](#)].
- [51] S. Abreu, R. Britto, C. Duhr, E. Gardi, and J. Matthew, *Diagrammatic Coaction of Two-Loop Feynman Integrals*, *PoS* **375** (2020) 065, [[1912.06561](#)].
- [52] S. Laporta, *High precision calculation of multiloop Feynman integrals by difference equations*, *Int. J. Mod. Phys. A* **15** (2000) 5087–5159, [[hep-ph/0102033](#)].
- [53] H. Ita, *Two-loop Integrand Decomposition into Master Integrals and Surface Terms*, *Phys. Rev. D* **94** (2016), no. 11 116015, [[1510.05626](#)].

- [54] K. J. Larsen and Y. Zhang, *Integration-by-parts reductions from unitarity cuts and algebraic geometry*, *Phys. Rev. D* **93** (2016), no. 4 041701, [[1511.01071](#)].
- [55] Z. Bern, L. J. Dixon, and D. A. Kosower, *Dimensionally regulated one loop integrals*, *Phys. Lett. B* **302** (1993) 299–308, [[hep-ph/9212308](#)]. [Erratum: *Phys.Lett.B* 318, 649 (1993)].
- [56] O. V. Tarasov, *Connection between Feynman integrals having different values of the space-time dimension*, *Phys. Rev. D* **54** (1996) 6479–6490, [[hep-th/9606018](#)].
- [57] R. N. Lee, *Space-time dimensionality D as complex variable: Calculating loop integrals using dimensional recurrence relation and analytical properties with respect to D* , *Nucl. Phys. B* **830** (2010) 474–492, [[0911.0252](#)].
- [58] A. von Manteuffel and C. Studerus, *Reduze 2 - Distributed Feynman Integral Reduction*, [1201.4330](#).
- [59] A. V. Smirnov and F. S. Chuharev, *FIRE6: Feynman Integral REDuction with Modular Arithmetic*, *Comput. Phys. Commun.* **247** (2020) 106877, [[1901.07808](#)].
- [60] J. Klappert, F. Lange, P. Maierhöfer, and J. Usovitsch, *Integral Reduction with Kira 2.0 and Finite Field Methods*, [2008.06494](#).
- [61] K. Aomoto and M. Kita, *Theory of Hypergeometric Functions*. Springer Monographs in Mathematics. Springer Japan, 2011.
- [62] S. Mizera, *Scattering Amplitudes from Intersection Theory*, *Phys. Rev. Lett.* **120** (2018), no. 14 141602, [[1711.00469](#)].
- [63] H. Frellesvig, F. Gasparotto, M. K. Mandal, P. Mastrolia, L. Mattiazzi, and S. Mizera, *Vector Space of Feynman Integrals and Multivariate Intersection Numbers*, *Phys. Rev. Lett.* **123** (2019), no. 20 201602, [[1907.02000](#)].
- [64] H. Frellesvig, F. Gasparotto, S. Laporta, M. K. Mandal, P. Mastrolia, L. Mattiazzi, and S. Mizera, *Decomposition of Feynman Integrals on the Maximal Cut by Intersection Numbers*, *JHEP* **05** (2019) 153, [[1901.11510](#)].
- [65] C. Anastasiou, E. Glover, and C. Oleari, *Scalar one loop integrals using the negative dimension approach*, *Nucl. Phys. B* **572** (2000) 307–360, [[hep-ph/9907494](#)].
- [66] M. Abramowitz and A. S. Irene, *Handbook of Mathematical Functions*. 1972.
- [67] C. Anastasiou, E. N. Glover, and C. Oleari, *The two-loop scalar and tensor pentabox graph with light-like legs*, *Nucl. Phys. B* **575** (2000) 416–436, [[hep-ph/9912251](#)]. [Erratum: *Nucl.Phys.B* 585, 763–770 (2000)].
- [68] S. Laporta and E. Remiddi, *Analytic treatment of the two loop equal mass sunrise graph*, *Nucl. Phys. B* **704** (2005) 349–386, [[hep-ph/0406160](#)].
- [69] S. Bloch and P. Vanhove, *The elliptic dilogarithm for the sunset graph*, *J. Number Theor.* **148** (2015) 328–364, [[1309.5865](#)].
- [70] L. Adams, C. Bogner, and S. Weinzierl, *The two-loop sunrise graph with arbitrary masses*, *J. Math. Phys.* **54** (2013) 052303, [[1302.7004](#)].
- [71] L. Adams, C. Bogner, and S. Weinzierl, *The two-loop sunrise graph in two space-time dimensions with arbitrary masses in terms of elliptic dilogarithms*, *J. Math. Phys.* **55** (2014), no. 10 102301, [[1405.5640](#)].

- [72] L. Adams, C. Bogner, and S. Weinzierl, *The two-loop sunrise integral around four space-time dimensions and generalisations of the Clausen and Glaisher functions towards the elliptic case*, *J. Math. Phys.* **56** (2015), no. 7 072303, [[1504.03255](#)].
- [73] L. Adams, C. Bogner, and S. Weinzierl, *The iterated structure of the all-order result for the two-loop sunrise integral*, *J. Math. Phys.* **57** (2016), no. 3 032304, [[1512.05630](#)].
- [74] L. Adams and S. Weinzierl, *Feynman integrals and iterated integrals of modular forms*, *Commun. Num. Theor. Phys.* **12** (2018) 193–251, [[1704.08895](#)].
- [75] J. Broedel, C. Duhr, F. Dulat, and L. Tancredi, *Elliptic polylogarithms and iterated integrals on elliptic curves II: an application to the sunrise integral*, *Phys. Rev. D* **97** (2018), no. 11 116009, [[1712.07095](#)].
- [76] J. Broedel, C. Duhr, F. Dulat, B. Penante, and L. Tancredi, *Elliptic symbol calculus: from elliptic polylogarithms to iterated integrals of Eisenstein series*, *JHEP* **08** (2018) 014, [[1803.10256](#)].
- [77] C. Bogner, S. Müller-Stach, and S. Weinzierl, *The unequal mass sunrise integral expressed through iterated integrals on $\overline{\mathcal{M}}_{1,3}$* , *Nucl. Phys. B* **954** (2020) 114991, [[1907.01251](#)].
- [78] S. Caron-Huot and A. Pokraka, *Duals of Feynman Integrals, I: Differential Equations*, [2104.06898](#).
- [79] B. A. Kniehl and O. V. Tarasov, *Finding new relationships between hypergeometric functions by evaluating Feynman integrals*, *Nucl. Phys.* **B854** (2012) 841–852, [[1108.6019](#)].
- [80] J. C. Matthew, *Diagrammatic Coaction of Two-Loop Feynman Integrals*. PhD thesis, Edinburgh U., 2020.
- [81] Y. Goto and K. Matsumoto, *The monodromy representation and twisted period relations for Appell’s hypergeometric function f_4* , 2014.
- [82] J. A. Mullen, *The differential recursion formulae for Appell’s hypergeometric functions of two variables*, *SIAM Journal on Applied Mathematics* **14** (1966), no. 5 1152–1163.
- [83] F. Jegerlehner and M. Y. Kalmykov, *$O(\alpha \alpha(s))$ correction to the pole mass of the t quark within the standard model*, *Nucl. Phys. B* **676** (2004) 365–389, [[hep-ph/0308216](#)].
- [84] P. Appell, *Sur les fonctions hypergéométriques de plusieurs variables, les polynômes d’Hermite et autres fonctions sphériques dans l’hyperespace*. No. 3 in *Mémoires des sciences mathématiques*. Gauthier-Villars, 1925.
- [85] T. Gehrmann and E. Remiddi, *Differential equations for two loop four point functions*, *Nucl. Phys. B* **580** (2000) 485–518, [[hep-ph/9912329](#)].