

A review of matrix SIR Arino epidemic models

Florin Avram ^{*1}, Rim Adenane², and David I. Ketcheson³

¹Laboratoire de Mathématiques Appliquées, Université de Pau, France 64000

²Département des Mathématiques, Université Ibn-Tofail, Kenitra, Maroc 14000

³King Abdullah University of Science and Technology, Thuwal 23955, Arabie saoudite

March 1, 2022

Abstract

Many of the models used nowadays in mathematical epidemiology, in particular in COVID-19 research, belong to a certain sub-class of compartmental models whose classes may be divided into three “ (x, y, z) ” groups, which we will call respectively “susceptible/entrance, diseased, and output” (in the classic SIR case, there is only one class of each type). Roughly, the ODE dynamics of these models contains only linear terms, with the exception of products between x and y terms. It has long been noticed that the basic reproduction number \mathcal{R} has a very simple formula (3.3) in terms of the matrices which define the model, and an explicit first integral formula (3.8) is also available. These results can be traced back at least to [ABvdD⁺07] and [Fen07], respectively, and may be viewed as the “basic laws of SIR-type epidemics”; however many papers continue to reprove them in particular instances (by the next-generation matrix method or by direct computations, which are unnecessary). This motivated us to redraw the attention to these basic laws and provide a self-contained reference of related formulas for (x, y, z) models. We propose to rebaptize the class to which they apply as matrix SIR epidemic models, abbreviated as SYR, to emphasize the similarity to the classic SIR case. For the case of one susceptible class we propose to use the name SIR-PH, due to a simple probabilistic interpretation as SIR models where the exponential infection time has been replaced by a PH-type distribution. We note that to each SIR-PH model, one may associate a scalar quantity $Y(t)$ which satisfies “classic SIR relations” – see (3.8). In the case of several susceptible classes this generalizes to (5.10); in a future paper, we will show that (3.8), (5.10) may be used to obtain approximate control policies which compare well with the optimal control of the original model.

Contents

1 Introduction

2

*Corresponding author. E-mail: Florin.Avram@univ-Pau.fr

2	The classic Kermack–McKendrick SIR epidemic model	3
3	SIR-PH epidemics with one susceptible class (SIR epidemics with phase-type “disease time”)	6
4	Examples of SIR-PH models used in COVID-19 modelling	10
5	$S^{(m)}YR$ models with m groups of susceptibles	14
5.1	A generalization of heterogeneous SEIR [DT20]	14

1 Introduction

Motivation. Mathematical epidemiology may be said to have started with the SIR ODE model, which saw its birth in the work of Kermack–McKendrick [KM27a]. This was initially applied to model the Bombay plague of 1905-06, and later to measles [Ear08], smallpox, chickenpox, mumps, typhoid fever and diphtheria, and recently to the COVID-19 pandemic – see for example [Sch20, Bac20, Ket20, CELT20, DDMC⁺20, SRE⁺20, AAL20, HKT20, DLKM20, Fra20, Bak20, CGF⁺20, CGF⁺21], to cite just a few representatives of a huge literature.

Note that during the COVID-19 pandemic, researchers have relied mostly on models with quadratic interactions (linear force of infection), which belong furthermore to a particular class [ABvdD⁺07, And11, Ria20, Fre20] of “ (x, y, z) ” models. Here x denotes “entrance/susceptible” classes, y denotes diseased classes, which must converge asymptotically to 0, and z denotes output classes. These models are very useful; to make references to them easier, we propose to call them matrix-SIR (SYR) models, and also SIR-PH [Ria20], when $x \in \mathbb{R}^1$.

Contents. We begin by recalling in Section 2 several basic explicit formulas for the SIR model. Section 3 presents the corresponding SIR-PH generalizations, and Section 4 offers some applications: the SEIHRD model [Ivo17, PZL20, PF20, NHS20, RFVP⁺21] which adds to the classic SEIR (susceptible+exposed+infectious+recovered) a hospitalized (H) class and a dead class (D), the SEICHRD model [KK20] which adds a critically ill class (C), the SEIARD [dLPAV20] and SEIAHR/SEIRAH(D) models [DTJ21, ODK21, WLH⁺20, KRd⁺20, HBP20, KDK⁺20, PWC⁺20], which add an asymptomatic class (A), and the SI^3QR model [SK21]. This is just a sample chosen from some of our favorite COVID papers. We note in passing that they seem though all unaware of the existence of the Arino and Feng formulas (3.3), (3.8). Like most papers nowadays, they do not recognize the matrix-SIR particular case, and continue to reprove it (by the Jacobian, next-generation matrix, or Chavez-Feng-Huang methods for \mathcal{R} [Mar15], or by direct computations for the Feng formula), which have become superfluous once the matrix-SIR particular case is recognized. We also note in passing that the concept of epidemic still seems to lack a mathematical definition. A definition of the most common particular case is offered in [BDDG⁺12]; this framework is more general than matrix SIR by allowing age-dependence, but the Feng invariant is not discussed there.

Finally, Section 5 reviews briefly the case of several classes of susceptibles. This topic requires further development; we include it however due to the recognized importance of heterogeneity factors.

2 The classic Kermack–McKendrick SIR epidemic model

The SIR process $(S(t), I(t), R(t), t \geq 0)$ divides a population of size N undergoing an epidemic into three classes called “susceptibles, infectives and removed”. One may also work with the corresponding fractions $s(t) = \frac{S(t)}{N}$, $i(t) = \frac{I(t)}{N}$, and $r(t) = 1 - s(t) - i(t)$. It is assumed that only susceptible individuals can get infected. After having been infectious for some time, an individual recovers and may not become susceptible again. “Viewed from far away”, this yields the SIR model with demography [KM27b, BCCF19]

$$\begin{aligned} S'(t) &= -\frac{\beta}{N}S(t)I(t) + \xi(N - S(t)), \\ I'(t) &= I(t) \left(\frac{\beta}{N}S(t) - \gamma - \xi \right), \\ R'(t) &= \gamma I(t) - \xi R(t), \end{aligned} \tag{2.1}$$

where

1. N is the total, constant population size.
2. $R'(t)$, the number of removed per unit time, is the only quantity which is clearly observable, at least in the easy case when the removed are dead, as was the case of the original study of the Bombay plague [KM27b].
3. ξ is the population death rate, assumed to equal the birth rate.
4. γ is the removal rate of the infectious, which equals 1/duration of the infection (under the stochastic model of exponential infection durations, this is the reciprocal of the expected duration).
5. β , the infection rate, models the probability that a contact takes place between an infected and a susceptible, and that it results in infection.

Note that

1. The sum $S + I + R = N$ is conserved and each value is positive, so the values of S, I, R remain in the interval $[0, N]$.
2. This system has a unique solution, since (given the boundedness of S, I , and R), the RHS above is Lipschitz.

From now on, we will assume that $\xi = 0$, and work with the fractions s , i , r , which satisfy

$$\begin{aligned} s'(t) &= -\beta s(t) i(t), \\ i'(t) &= i(t) [\beta s(t) - \gamma], \\ r'(t) &= \gamma i(t). \end{aligned} \tag{2.2}$$

We will call this the classic SIR model. Note that

1. $s(t)$ is monotonically decreasing and $r(t)$ is monotonically increasing, to, say, s_∞, r_∞ ; therefore convergence to some fixed stable point $(s_\infty, i_\infty, r_\infty)$ must hold.
2. the equilibrium set of stable points is $(s, 0, 1 - s), s \in [0, 1]$.
3. solutions starting in the domain

$$\mathcal{D} := \{(s, i, r) : s > 0, i > 0, r \geq 0, s + i + r \leq 1\}$$

cannot leave it.

4. The second equation of (2.1) implies the so-called **threshold phenomenon**: if

$$\mathcal{R} := \frac{\beta}{\gamma} \leq 1 \tag{2.3}$$

then $i(t)$ decreases always, without any intervention.

To avoid trivialities, we will assume $\mathcal{R} > 1$ from now on.

5. When $\mathcal{R} > 1$, the epidemic grows iff $s > 1/\mathcal{R}$, i.e. until the susceptibles $s(t)$ reach the **immunity threshold**

$$\Theta := \frac{1}{\mathcal{R}} = \frac{\gamma}{\beta}, \tag{2.4}$$

after which infections decline. \mathcal{R} is called **basic reproduction number**, and it models the number of susceptibles infected by one infectious (expected number, under more sophisticated stochastic, branching models).

An advantage of the classic SIR model is that it is essentially solvable explicitly:

1. We can eliminate r from the system using the invariant $s + i + r = 1$ (this is also possible for various generalizations like SIR with demography, as long as r does not appear explicitly in the rest of the equations).
2. It can easily be verified that

$$\mu(s, i) := s + i - \frac{1}{\mathcal{R}} \ln(s) \tag{2.5}$$

is invariant, so that i is explicitly given by

$$i_{\mathcal{R}}(s) = -s + \frac{1}{\mathcal{R}} \ln(s) + \mu_{\mathcal{R}}(s_0, i_0), \tag{2.6}$$

and the full system (2.2) can be reduced to the single ODE

$$s'(t) = -\beta s(s_0 + i_0 - s) - \gamma s \ln\left(\frac{s}{s_0}\right). \quad (2.7)$$

3. The maximal value of the infected i , achieved when $s = 1/\mathcal{R}$, is

$$i_{\max} = i_{\max, \mathcal{R}}(s_0, i_0) = i_0 + s_0 - \frac{1 + \ln(s_0 \mathcal{R})}{\mathcal{R}} = i_0 + \frac{H(s_0 \mathcal{R})}{\mathcal{R}}, \quad H(\mathcal{R}) = \mathcal{R} - 1 - \ln(\mathcal{R}). \quad (2.8)$$

4. By differentiating the right-hand side of (2.7), one finds that the maximal value of the “newly infected” $-s' = \beta i s$ is achieved when

$$s = i + \frac{\gamma}{\beta}, \quad s = -\frac{1}{2\mathcal{R}} L_{-1} \left[-2\mathcal{R} s_0 e^{-1 - \mathcal{R}(s_0 + i_0)} \right], \quad (2.9)$$

where the Lambert function L_{-1} is a real inverse of $L(z) = ze^z$ — see for example [Pak15, KS20, BS20]. Bounding s i is one interesting possibility for accomodating ICU constraints [Man20, (2.20)].

5. The infectious class converges to 0 and the susceptible and recovered converge monotonically to limits which may be expressed in terms of the “Lambert-W(right)” function L_0 .

Let us note that accurate numerical solutions of the evolution of the SIR or other compartmental epidemic may be obtained very quickly.

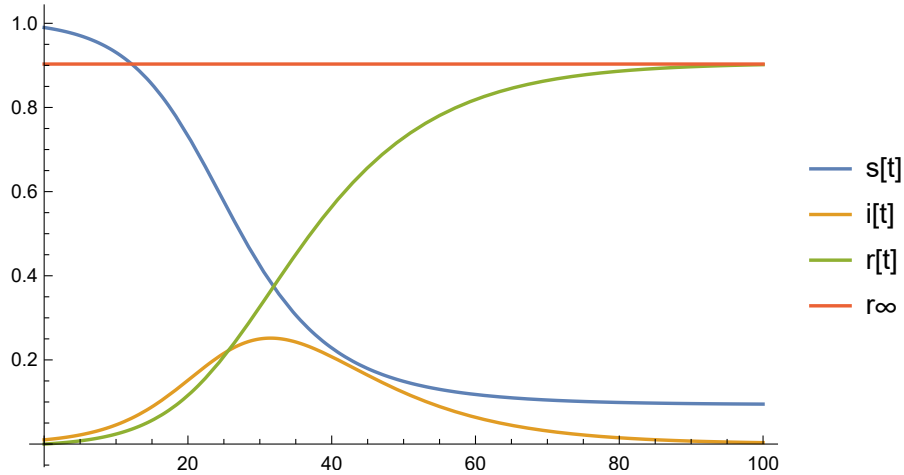


Figure 1: Plot of the states of (2.2), for $\mathcal{R} = 2.574$, $\gamma = .1$, $s_0 = .99$, $i_0 = 1 - s_0$, $r_0 = 0 \implies r_\infty = s_0 + i_0 + \frac{L_0[-\mathcal{R} s_0 e^{-\mathcal{R}(s_0 + i_0)}]}{\mathcal{R}} = 0.903171$.

3 SIR-PH epidemics with one susceptible class (SIR epidemics with phase-type “disease time”))

It has been known for a long while that \mathcal{R} and the final size for many compartmental model epidemics may be explicitly expressed in terms of the matrices which define the model, and [ME06, ABvdD⁺07, Fen07, And11] offer a quite general framework of “xyz” models which ensures this. We believe that these formulas have not received the attention they deserve (they keep being reproved), and decided therefore to review them below; we will call them matrix- SIR models.

A particular but revealing case is that when there is only one susceptible class, which we will call SIR-PH, following Riano [Ria20], who emphasized its probabilistic interpretation – see also [HK19].

Definition 3.1 A “SIR-PH $(\vec{\alpha}, V, \beta, W)$ epidemic” contains a homogeneous susceptible class, but vector “diseased” state \vec{i} (which may contain latent/exposed, infective, asymptomatic, etc) and vector removed states (healthy, dead, vaccinated, etc). It is defined by an ODE system:

$$\begin{cases} s'(t) = -s(t) \vec{i}(t)\beta \\ \vec{i}'(t) = s(t) \vec{i}(t)\beta \vec{\alpha} + \vec{i}(t)A \\ \vec{r}'(t) = \vec{i}(t)W \end{cases} \quad (3.1)$$

where

1. $\vec{i}(t) \in \mathbb{R}^n$ is a row vector whose components are fractions of diseased individuals of various types, which must satisfy $\vec{i}(\infty) = 0$.
2. $\beta \in \mathbb{R}^n$ is a column vector whose components represent the relative transmission ability of the various disease classes.
3. $\vec{\alpha} \in \mathbb{R}^n$ is a **probability row vector** with the components representing the fractions of susceptibles entering into the corresponding disease compartments, when infection occurs.
4. A is a $n \times n$ Markovian sub-generator matrix describing rates of transition between the diseased classes \vec{i} (i.e., a Markovian generator matrix for which the sum of at least one row is strictly negative). Alternatively, $V := -A$ is a non-singular M -matrix. [§]
5. $\vec{r}(t) \in \mathbb{R}^p$ is a row vector which must satisfy $\vec{r}(\infty) > 0$, whose components represent (fractions of) various classes which survive at the end of an infection.
6. $W \in \mathbb{R}^n \times \mathbb{R}^p$ is a matrix whose components represent the rates at which classes of diseased individuals become recovered. We assume that the matrix $\tilde{V} = (A \ W) \in \mathbb{R}^{m+n} \times \mathbb{R}^n$ has row sums 0, which implies mass conservation.

[§]An M-matrix is a real matrix V with $v_{ij} \leq 0, \forall i \neq j$, and having eigenvalues whose real parts are nonnegative [Ple77].

We turn now to a deceptively simple particular example of the SIR-PH model, which explains its name.

Remark 3.2 Probabilistic interpretation of SIR-PH epidemics. *For simplicity, let us group all the output classes of (3.1) into one $r = \vec{r}\mathbf{1}$, yielding:*

$$\begin{cases} s'(t) = -s(t)\vec{i}(t)\beta \\ \vec{i}'(t) = s(t)\vec{i}(t)\beta\vec{\alpha} + \vec{i}(t)A \\ r'(t) = \vec{i}(t)\mathbf{a}, \end{cases} \quad (3.2)$$

where we put $\mathbf{a} := W\mathbf{1} = (-A)\mathbf{1}$.

(3.2) emphasizes the fact that SIR-PH models are in one to one correspondence with laws of phase-type $(\vec{\alpha}, A)$ [Ria20, (21)].

Let us recall now, as known essentially since [Kur78] – see also [?, Thm. 2.2.7]– that under proper scaling, the expected fractions $s(t)$, $i(t)$, $r(t)$ of stochastic SIR[§] and more general compartmental models obey a “law of large numbers/fluid limit” which recovers the deterministic epidemic.

As an example, the SIR-PH model (3.1) may be derived as limit of a stochastic SIR model in which the exponential infection time has been replaced by a phase-type $(\vec{\alpha}, A)$ “dwell period” [HK19].

Proposition 3.3 *For processes defined by (3.1), with $V = -A$ a non-singular M -matrix, the basic reproduction number is given by [ABvdD⁺07, Thm. 2.1][§].*

$$\mathcal{R} = \vec{\alpha} V^{-1}\beta. \quad (3.3)$$

A disease free equilibrium $(s_0, \vec{0}, \vec{r}_0)$ is asymptotically stable iff $s_0 < \frac{1}{\mathcal{R}}$.

To illustrate the power of the SIR-PH formalism, consider now the case with two diseased states, latent and infectious, with phase-type dwell times, parametrized by $(\vec{\alpha}_e, A_e)$ and $(\vec{\alpha}_i, A_i)$, respectively. Using the well-known convolution formula – see for example [BN17, Thm. 3.1.26] we find that formulas like (3.3) (see other examples of such formulas below) still apply, with $(\vec{\alpha}, A, \beta)$ given by

$$\vec{\alpha} = (\vec{\alpha}_e, 0), A = \begin{pmatrix} A_e & \mathbf{a}_e\vec{\alpha}_i \\ 0 & A_i \end{pmatrix}, \beta = \begin{pmatrix} 0 \\ 0 \\ \vdots \\ \beta_{i,1} \\ \beta_{i,2} \\ \vdots \end{pmatrix}. \quad (3.4)$$

[§]One such model stipulates that each infective $j = 1, \dots, J$ infects a randomly chosen susceptible, at encounter times which belong to independent Poisson processes $P^j(t)$, $j = 1, \dots, J$, of rate β , and that infection durations are i.i.d. r.v.’s which are **exponentially distributed** at the end of which the individual recovers (or dies).

[§]This can be also derived as the expected number of susceptibles infected during a dwell period, for the stochastic model (the so-called “survival method”)–see [Per18] for an excellent review

The “epidemic dwell structure” $(\vec{\alpha}, A, \beta)$ of examples with more complicated network structures for the diseased may be constructed using Kronecker sums of the matrices defining each component.

Let us give now an example which **does not in general** belong to the SIR-PH class.

Example 1 *The SIRV model (SIR with vaccination –see for example [BBGS20]) is defined by:*

$$\begin{aligned} \mathbf{s}'(t) &= -\mathbf{s}(t) (\beta \mathbf{i}(t) + \gamma_s), \\ \mathbf{i}'(t) &= \mathbf{i}(t) [\beta \mathbf{s}(t) - \gamma_i], \\ \mathbf{r}'(t) &= \gamma_i \mathbf{i}(t), \\ \mathbf{v}'(t) &= \gamma_s \mathbf{s}(t). \end{aligned} \tag{3.5}$$

This is of the form (3.1) with $\vec{\mathbf{i}} = (\mathbf{i})$, $\vec{\mathbf{r}} = (\mathbf{r}, \mathbf{v})$ iff $\gamma_s = 0$.

In the opposite case $\gamma_s \neq 0$, one may still compute an invariant

$$\mu(s, i) := \beta(s + i) - \gamma \ln(s) + \mathbf{v} \ln(i), \tag{3.6}$$

and for fixed s , putting $\tilde{\gamma} = \frac{\gamma}{\gamma_s}$, $\tilde{\beta} = \frac{\beta}{\gamma_s}$, $\tilde{\mu}_0 = \frac{\mu_0}{\gamma_s}$, it holds that i is explicitly given by

$$i(s) = \frac{1}{\tilde{\beta}} L_0 \left[\tilde{\beta} s \tilde{\gamma} e^{\tilde{\mu}_0 - \tilde{\beta} s} \right]. \tag{3.7}$$

When $\gamma_s > 0$, the final size is $s_\infty = 0$.

We provide now a list of several formulas, obtained by replacing \mathbf{i} in SIR by a scalar linear combination (3.8) [Fen07]. They are all easily proved; however the formula for the maximal value of the newly infected involves also a second linear combination \mathbf{y} (3.12).

Proposition 3.4 *For processes defined by (3.1), with $V = -A$ a non-singular M -matrix, it holds that :*

1. *The following weighted sum of the diseased variables [Fen07, (24)]*

$$Y(t) = \frac{\vec{\mathbf{i}}(t) V^{-1} \beta}{\vec{\alpha} V^{-1} \beta} = \frac{1}{\mathcal{R}} \vec{\mathbf{i}}(t) V^{-1} \beta \tag{3.8}$$

has the property that

$$\frac{dY}{d\mathbf{s}} = \frac{\frac{1}{\mathcal{R}} \vec{\mathbf{i}}(t) (\mathbf{s}(t) \beta \vec{\alpha} - V) V^{-1} \beta}{-\mathbf{s}(t) \vec{\mathbf{i}}(t) \beta} = \frac{\vec{\mathbf{i}}(t) \beta (\mathbf{s}(t) \mathcal{R} - 1)}{-\mathcal{R} \mathbf{s}(t) \vec{\mathbf{i}}(t) \beta} = -1 + \frac{1}{\mathcal{R} \mathbf{s}}, \tag{3.9}$$

and that

$$\begin{cases} z(t) = \mu(\mathbf{s}(t), Y(t)) := Y(t) + \mathbf{s}(t) - \frac{1}{\mathcal{R}} \ln[\mathbf{s}(t)], \\ Z(t) = e^{-\mathcal{R}z(t)} = \mathbf{s}(t) e^{-\mathcal{R}(\mathbf{s}(t) + Y(t))} \end{cases} \tag{3.10}$$

are constant along the paths of the dynamical system (3.1).

The solution of $Z(s) = Z(0)$ with respect to s may be expressed in terms of

$$s(t) = -\frac{1}{\mathcal{R}} L_0 \left[-\mathcal{R} Z_0 e^{\mathcal{R} Y(t)} \right], \quad (3.11)$$

where $[-e^{-1}, \infty) \ni z \rightarrow L_0(z) \in [-1, \infty)$ is the principal branch of the Lambert-W function.

2. The derivative with respect to time is

$$\frac{dY}{dt} = \left(s - \frac{1}{\mathcal{R}} \right) \vec{i} \beta := \left(s - \frac{1}{\mathcal{R}} \right) y. \quad (3.12)$$

Therefore, $\frac{dY}{dt} = 0 = \frac{dY}{ds}$ iff $s = \mathcal{R}^{-1}$.

3. The maximum value of Y occurs for $s = \min[1/\mathcal{R}, 1]$. In the case $\mathcal{R} > 1$, this yields [Fen07, Sec. 2.1]:

$$Y_0 + s_0 - Y^* - \frac{1}{\mathcal{R}} = \frac{1}{\mathcal{R}} \ln(s_0 \mathcal{R}), \quad (3.13)$$

by the conservation of $Y(t) + s(t) - \frac{1}{\mathcal{R}} \ln(s(t))$ between the time 0 and the time $t_{1/\mathcal{R}}$ of reaching the immunity threshold).

4. The final size of the susceptibles satisfies [ABvdD⁺07, Thm.5.1]:

$$\ln[s_0/s_\infty] = \mathcal{R} (s_0 - s_\infty) + \vec{i}_0 V^{-1} \beta = \mathcal{R} (s_0 - s_\infty + Y_0), \quad (3.14)$$

by the conservation of $Y(t) + s(t) - \frac{1}{\mathcal{R}} \ln(s(t))$ between the times 0 and ∞ ; explicitly,

$$s_\infty = -\frac{1}{\mathcal{R}} L_0[-\mathcal{R} Z_0] = -\frac{1}{\mathcal{R}} L_0 \left[-\mathcal{R} s_0 e^{-\mathcal{R}(s_0 + Y_0)} \right] \quad (3.15)$$

5. The integrated infectives $\vec{I}^{(a,b)} = \int_a^b \vec{i}(s) ds$ satisfies

$$\begin{cases} \vec{I}^{(a,b)} V = \vec{J}_a - \vec{J}_b, \vec{J}_s := \vec{i}(s) + s \vec{\alpha} \\ \left(\vec{J}_a - \vec{J}_b \right) V^{-1} \beta = \log\left(\frac{s(a)}{s(b)}\right) \end{cases}, \quad (3.16)$$

and the total integrated infectives $\vec{I}^{(\infty)} = \int_0^\infty \vec{i}(s) ds$ satisfies [ABvdD⁺07, (6)]

$$\vec{I}^{(\infty)} V = \vec{i}_0 + (s_0 - s_\infty) \vec{\alpha}. \quad (3.17)$$

Remark 3.5 In particular, for the SIR model (2.2),

$$\log\left(\frac{s(a)}{s(b)}\right) = \beta I^{(a,b)} = \mathcal{R}(J_a - J_b), \quad J = s + i. \quad (3.18)$$

Note that this has been used to model the total cost of an epidemic [GJ72].

6. The final size of the removed satisfies:

$$\vec{r}_\infty - \vec{r}_0 = I^{(\infty)} W = \left(\vec{i}_0 + (s_0 - s_\infty)\vec{\alpha} \right) V^{-1}W, \quad (3.19)$$

7. The value of the infected combination Y when $s = 1/\mathcal{R}$ is

$$Y_{\max} = i_{\max, \mathcal{R}}(s_0, \vec{i}_0) = Y_0 + s_0 - \frac{1 + \ln(s_0 \mathcal{R})}{\mathcal{R}} = i_0 + \frac{H(s_0 \mathcal{R})}{\mathcal{R}}, \quad H(\mathcal{R}) = \mathcal{R} - 1 - \ln(\mathcal{R}). \quad (3.20)$$

8. The maximum size of the newly infected is achieved when

$$s(t) = \frac{y^2 + \mathcal{R}Y(t)}{\vec{\alpha}\beta y}. \quad (3.21)$$

Remark 3.6 Let us note that for control problems involving optimization objectives which only depend on $Y(t)$, we are effectively optimizing a SIR model; this SIR approximation may be used to offer practical solutions for optimizing more complicated compartmental models.

Example 2 For SEIR, putting $\vec{i} = (\mathbf{e}, \mathbf{i})$, we may write

$$\begin{cases} s' = -\beta s \mathbf{i} \\ \vec{i}' = (\beta s \mathbf{i} - \gamma_e \mathbf{e}, \gamma_e \mathbf{e} - \gamma \mathbf{i}) = \beta s \mathbf{i}(1, 0) - (\mathbf{e}, \mathbf{i}) \begin{pmatrix} \gamma_e & -\gamma_e \\ 0 & \gamma \end{pmatrix} \\ r' = \gamma \mathbf{i} \end{cases}$$

$$\text{so that } \begin{cases} \vec{\alpha} = (1, 0) \\ \mathbf{b} = \begin{pmatrix} 0 \\ \beta \end{pmatrix} \\ V = \begin{pmatrix} \gamma_e & -\gamma_e \\ 0 & \gamma \end{pmatrix} \Rightarrow V^{-1} = \frac{1}{\gamma\gamma_e} \begin{pmatrix} \gamma & \gamma_e \\ 0 & \gamma_e \end{pmatrix}, Y = \frac{(\mathbf{e}, \mathbf{i}) \begin{pmatrix} \gamma & \gamma_e \\ 0 & \gamma_e \end{pmatrix} \begin{pmatrix} 0 \\ \beta \end{pmatrix}}{(1, 0) \begin{pmatrix} \gamma & \gamma_e \\ 0 & \gamma_e \end{pmatrix} \begin{pmatrix} 0 \\ \beta \end{pmatrix}} = \mathbf{e} + \mathbf{i} \\ W = (0 \quad \gamma) \end{cases}.$$

4 Examples of SIR-PH models used in COVID-19 modelling

We derive now \mathcal{R} and Y from (3.3), (3.8), for some popular compartmental models. Note that we will be reformulating the original results (which, unfortunately, have already appeared several times with different notations), using a unifying notation.

Example 3 The SEIHRD model [Ivo17, PZL20, PF20, NHS20, RFVP+21] has disease states $\vec{i} = (e, i, h)$. We use here the version in [PF20] (we would rather call this SI^2HRD model), defined by

$$\vec{\alpha} = (1, 0, 0), \beta = \begin{pmatrix} \beta_e \\ \beta_i \\ 0 \end{pmatrix}, V = \begin{pmatrix} \gamma_e & -e_i & 0 \\ 0 & \gamma_i & -i_h \\ 0 & 0 & \gamma_h \end{pmatrix}, W = \begin{pmatrix} e_r & 0 \\ i_r & 0 \\ h_r & h_d \end{pmatrix},$$

where we denoted by $\gamma_e, \gamma_i, \gamma_h$ the sum of the constant rates out of e, i, h , and by i_h the rate out of i and reaching h , etc. Then, $\mathcal{R} = \frac{\beta_e}{\gamma_e} + \frac{e_i \beta_i}{\gamma_e \gamma_i}$ [PF20, 2], and $Y = e + i \frac{\gamma_e \beta_i}{\beta_e \gamma_i + e_i \beta_i}$. When $\beta_e = 0 = e_r \implies \frac{e_i}{\gamma_e} = 1$, we recover $\mathcal{R} = \frac{\beta_i}{\gamma_i}$ [PZL20] and $Y = e + i$.

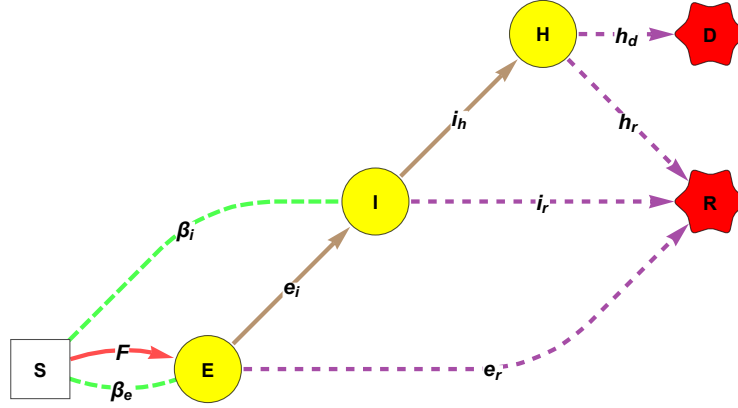


Figure 2: Chart flow of the SEIHRD model. The forces of infection are $F_{se} = \beta_e e$, $F_{si} = \beta_i i$, $F = F_{se} + F_{si}$. The red edge corresponds to the entrance of susceptibles into the diseased classes; $\vec{\alpha}$, the dashed green edges correspond to contacts between diseased to susceptibles, the brown edges are the rates of the transition matrix V , and the remaining yellow dashed flows correspond to the rates of W .

Example 4 The SEIHCRD model of [KK20] has disease states $\vec{i} = (e, i, h, c)$ and is defined by

$$\beta = \begin{pmatrix} 0 \\ \beta_i \\ 0 \\ 0 \end{pmatrix}, \vec{\alpha} = (1, 0, 0, 0), V = \begin{pmatrix} \gamma_e & -e_i & 0 & 0 \\ 0 & \gamma_i & -i_h & 0 \\ 0 & 0 & \gamma_h & -h_c \\ 0 & 0 & -c_h & \gamma_c \end{pmatrix}, W = \begin{pmatrix} 0 & 0 \\ i_r & 0 \\ h_r & 0 \\ 0 & c_d \end{pmatrix},$$

then,

$$\mathcal{R} = \frac{\beta_i}{\gamma_i}, Y = e + i.$$

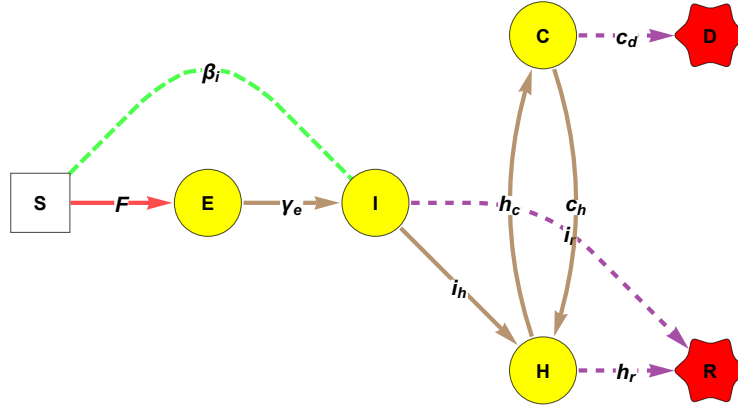


Figure 3: Chart flow of SEIHCRD model. The force of infection is $F = \beta_i i$.

Example 5 The SEIRAH(SEIAHR) model [DTJ21, PWC⁺20] has disease states $\vec{i} = (e, i, a, h)$ and is defined by

$$\beta = \begin{pmatrix} 0 \\ \beta_i \\ \beta_a \\ 0 \end{pmatrix}, \vec{\alpha} = (1, 0, 0, 0), V = \begin{pmatrix} \gamma_e & -e_i & -e_a & 0 \\ 0 & \gamma_i & 0 & -i_h \\ 0 & 0 & \gamma_a & -a_h \\ 0 & 0 & 0 & \gamma_h \end{pmatrix}, W = \begin{pmatrix} e_r \\ i_r \\ a_r \\ \gamma_h \end{pmatrix}.$$

Then,

$$\mathcal{R} = \frac{e_a}{\gamma_e} \mathcal{R}_a + \frac{e_i}{\gamma_e} \mathcal{R}_i, \quad \mathcal{R}_i = \frac{\beta_i}{\gamma_i}, \quad \mathcal{R}_a = \frac{\beta_a}{\gamma_a},$$

and

$$Y = e + i \frac{\mathcal{R}_i}{\mathcal{R}} + a \frac{\mathcal{R}_a}{\mathcal{R}}.$$

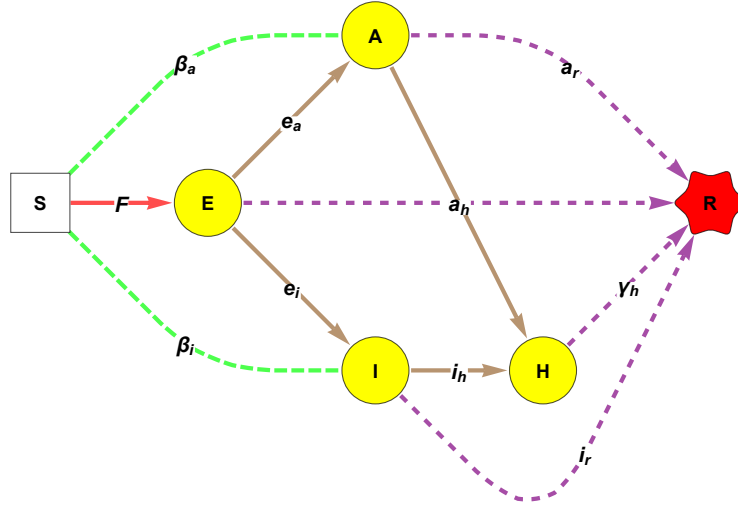


Figure 4: Chart flow of the SEIAHR model. The forces of infection are $F_{si} = \beta_i i$, $F_{sa} = \beta_a a$, $F = F_{si} + F_{sa}$.

Example 6 The $SI^{aps}QR$ model (with asymptomatic, pre-symptomatic and symptomatic infectious) [SK21, (3.2)], [GRH21].

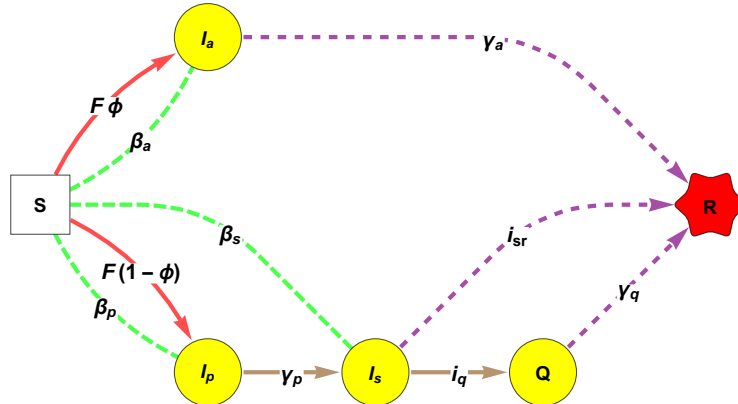


Figure 5: Chart flow of $SI^{aps}QR$ model. The forces of infection (rates) are $F_{sa} = \beta_a i_a$, $F_{sp} = \beta_p i_p$, $F_{ss} = \beta_s i_s$, $F = F_{sa} + F_{sp} + F_{ss}$.

The disease states are $\vec{i} = (i_a, i_p, i_s, q)$, and the model is defined by

$$\beta = \begin{pmatrix} \beta_a \\ \beta_p \\ \beta_s \\ 0 \end{pmatrix}, \vec{\alpha} = (\phi, 1 - \phi, 0, 0), V = \begin{pmatrix} \gamma_a & 0 & 0 & 0 \\ 0 & \gamma_p & -\gamma_p & 0 \\ 0 & 0 & \gamma_s & -i_q \\ 0 & 0 & 0 & \gamma_q \end{pmatrix}, W = \begin{pmatrix} \gamma_a \\ 0 \\ i_{sr} \\ \gamma_q \end{pmatrix}.$$

Then, [SK21],

$$\mathcal{R} = \phi \frac{\beta_a}{\gamma_a} + (1 - \phi) \left(\frac{\beta_p}{\gamma_p} + \frac{\beta_s}{\gamma_s} \right),$$

and,

$$Y = \frac{1}{\mathcal{R}} [i_a \mathcal{R}_a + i_p(\mathcal{R}_p + \mathcal{R}_s) + i_s \mathcal{R}_s],$$

where $\mathcal{R}_a := \frac{\beta_a}{\gamma_a}$, $\mathcal{R}_p := \frac{\beta_p}{\gamma_p}$, and $\mathcal{R}_s := \frac{\beta_s}{\gamma_s}$.

5 $S^{(m)}YR$ models with m groups of susceptibles

The SIR-compartment model makes the unrealistic assumption that the population through which the disease is spreading is well-mixed. However, differences in susceptibility and rates of contact between individuals strongly affect their likelihood of catching COVID-19. A model which attempts to capture this aspect is:

$$\begin{cases} s'_k(t) = -s_k(t) \vec{i}(t) \beta_k, & k = 1, \dots, m \\ \vec{i}'(t) = \sum_{k=1}^m s_k(t) \vec{i}(t) \beta_k \vec{\alpha} - \vec{i}(t) V \\ \vec{r}'(t) = \vec{i}(t) W \end{cases} \quad (5.1)$$

Lemma 5.1 *A disease free equilibrium $(s_1, s_2, \dots, s_m, \vec{0}, \vec{r}_0)$ of (5.1) is asymptotically stable iff $s\mathcal{R} < 1$, where $s = \sum_k s_k$ and*

$$\mathcal{R} = \sum_k \frac{s_k}{s} \vec{\alpha} V^{-1} \beta_k = \sum_k \frac{s_k}{s} \mathcal{R}_k, \quad \mathcal{R}_k := \vec{\alpha} V^{-1} \beta_k \quad (5.2)$$

is the spectral radius of the next generation matrix.

While the final size may also be obtained under this model [And11, Thm. 2.1], for transient behavior it is convenient to turn to a simpler model.

5.1 A generalization of heterogeneous SEIR [DT20]

Assume now that $\beta_k = \beta_k \beta$, where $\beta_k \in \mathbb{R}_+$ and $W = \beta \vec{w}$, where \vec{w} is a row vector. Putting $y = \vec{i} \beta$, the system (5.1) becomes: [§]

$$\frac{d \log s_k}{dt} = -\beta_k y, \quad \frac{d \vec{i}}{dt} = \left(\sum_{k=1}^m \beta_k s_k \right) y \vec{\alpha} - \vec{i} V, \quad \frac{d \vec{r}}{dt} = \vec{i} W = y \vec{w}, \quad (5.3)$$

and

$$\vec{r}(t) = \int_0^t y(u) du \vec{w} := I(t) \vec{w}. \quad (5.4)$$

[§]Such a dynamics was first considered in [Gar68].

It is convenient to reparametrize the model taking I as parameter, or, equivalently, by taking

$$\mathbf{r} = \bar{\mathbf{r}}\mathbf{1} = \gamma I, \gamma := \bar{w}\mathbf{1}. \quad (5.5)$$

Solving

$$\frac{d}{dt} (\log \mathbf{s}_k) = -\beta_k \mathbf{y} = -\frac{\beta_k}{\gamma} \frac{d}{dt} \mathbf{r},$$

we find that the system has a family of first integrals which includes

$$\begin{cases} \frac{1}{\mathcal{R}_1} \log(s_1/s_1(0)) = \dots = \frac{1}{\mathcal{R}_k} \log(s_k/s_k(0)) = \dots = \frac{1}{\mathcal{R}_m} \log(s_m/s_m(0)) = r(0) - r, \\ \sum_{k=1}^m s_k + \sum_{k=1}^n y_k + \sum_{k=1}^p r_k = 1 \end{cases}. \quad (5.6)$$

Also

$$\mathbf{s}_k(t) = \mathbf{s}_k(0) e^{-\beta_k I(t)} = \mathbf{s}_k(0) e^{-\frac{\beta_k}{\gamma} \mathbf{r}(t)}, \quad (5.7)$$

where γ is defined in (5.5).

We conclude with some preliminary results on this model.

Lemma 5.2 *a) [DT20] Put $\mathbf{s}(t) = \sum_k \mathbf{s}_k(t), p_k = \mathbf{s}_k(0)/\mathbf{s}(0)$. The solution of (5.3) satisfies the time dependent SYR system:*

$$\frac{d\mathbf{s}}{dt} = -a(t) \mathbf{s}(t) \mathbf{y}(t), \quad \frac{d\vec{\mathbf{i}}}{dt} = \left(\sum_k \beta_k \mathbf{s}_k(t) \right) \mathbf{y}(t) \vec{\alpha} - \vec{\mathbf{i}}(t)V, \quad \frac{d\mathbf{r}}{dt} = \gamma \mathbf{y}(t), \quad (5.8)$$

where

$$a(t) = \frac{\sum_k \beta_k \mathbf{s}_k(t)}{\mathbf{s}(t)} \quad (5.9)$$

is a positive non-increasing function with $a(0) = \sum_k p_k \beta_k := \bar{\beta}$.

b) $Y(t)$ defined in (3.8) with $\mathcal{R} = \sum_k p_k \mathcal{R}_k, \mathcal{R}_k = \beta_k \vec{\alpha} V^{-1} \beta$, satisfies:

$$\frac{1}{\mathbf{y}(t)} \frac{dY}{dt} = \frac{1}{\mathcal{R}} \left(\sum_k \mathbf{s}_k(t) \mathcal{R}_k - 1 \right) = \frac{\mathcal{R}_e(t) - 1}{\mathcal{R}} = \gamma \frac{dY}{d\mathbf{r}} \quad (5.10)$$

and is unimodal, with a maximum on the immunity/recovery line

$$\sum_k \mathbf{s}_k \mathcal{R}_k = 1. \quad (5.11)$$

c) The stable stationary solution $(\mathbf{s}_1^, \mathbf{s}_2^*, \dots, 0, 0, \dots, \mathbf{r}^*)$ is determined by the unique solution with $\mathbf{r}^* = r > \mathbf{r}(0)$ of*

$$1 = \sum_{k=1}^m \mathbf{s}_k(0) e^{-\frac{\beta_k r}{\gamma}} + r, \quad \mathbf{s}_k^* = \mathbf{s}_k(0) e^{-\frac{\beta_k r}{\gamma}}, \quad k = 1, 2, \dots, m. \quad (5.12)$$

Proof. a) The derivative of a satisfies

$$\frac{da}{dt} = -\frac{\vec{i}(t)\beta}{\beta \mathbf{s}(t)^2} \left(\sum_k \mathbf{s}_k(t) \sum_k \beta_k^2 \mathbf{s}_k(t) - \left(\sum_k \beta_k \mathbf{s}_k(t) \right)^2 \right) \leq 0 \quad (5.13)$$

by the Cauchy-Schwarz inequality.

b) $Y(t) = \frac{1}{\mathcal{R}} \vec{i}(t) V^{-1} \beta \implies$

$$\begin{aligned} Y'(t) &= \frac{1}{\mathcal{R}} \vec{i}'(t) V^{-1} \beta = \frac{1}{\mathcal{R}} \left[\left(\sum_k \mathbf{s}_k(t) \beta_k \right) y(t) \vec{\alpha} - \vec{i}(t) V \right] V^{-1} \beta \\ &= \frac{y(t)}{\mathcal{R}} \left[\left(\sum_k \mathbf{s}_k(t) \mathcal{R}_k \right) - 1 \right] \end{aligned}$$

c) This follows from the conservation of mass and $\vec{i}(\infty) = 0$ [DT20].

References

- [AAL20] Fernando E Alvarez, David Argente, and Francesco Lippi, *A simple planning problem for COVID-19 lockdown*, Tech. report, National Bureau of Economic Research, 2020.
- [ABvdD⁺07] Julien Arino, Fred Brauer, Pauline van den Driessche, James Watmough, and Jianhong Wu, *A final size relation for epidemic models*, *Mathematical Biosciences & Engineering* **4** (2007), no. 2, 159.
- [And11] Viggo Andreasen, *The final size of an epidemic and its relation to the basic reproduction number*, *Bulletin of mathematical biology* **73** (2011), no. 10, 2305–2321.
- [Bac20] Nicolas Bacaër, *Un modèle mathématique des débuts de l'épidémie de coronavirus en france*, *Mathematical Modelling of Natural Phenomena* **15** (2020), 29.
- [Bak20] Rose Baker, *Reactive social distancing in a SIR model of epidemics such as COVID-19*, arXiv preprint arXiv:2003.08285 (2020).
- [BBGS20] Angel Ballesteros, Alfonso Blasco, and Ivan Gutierrez-Sagredo, *Hamiltonian structure of compartmental epidemiological models*, arXiv preprint arXiv:2006.00564 (2020).
- [BCCF19] Fred Brauer, Carlos Castillo-Chavez, and Zhilan Feng, *Mathematical models in epidemiology*, Springer, 2019.
- [BDDG⁺12] Dimitri Breda, Odo Diekmann, WF De Graaf, A Pugliese, and R Vermiglio, *On the formulation of epidemic models (an appraisal of kermack and mckendrick)*, *Journal of biological dynamics* **6** (2012), no. sup2, 103–117.

- [BN17] Mogens Bladt and Bo Friis Nielsen, *Matrix-exponential distributions in applied probability*, vol. 81, Springer, 2017.
- [BS20] Mario Berberan-Santos, *Exact and approximate analytic solutions in the SIR epidemic model*, arXiv preprint arXiv:2008.09637 (2020).
- [CELT20] Arthur Charpentier, Romuald Elie, Mathieu Laurière, and Viet Chi Tran, *COVID-19 pandemic control: balancing detection policy and lockdown intervention under icu sustainability*, *Mathematical Modelling of Natural Phenomena* **15** (2020), 57.
- [CGF⁺20] Jonathan Caulkins, Dieter Grass, Gustav Feichtinger, Richard Hartl, Peter M Kort, Alexia Prskawetz, Andrea Seidl, and Stefan Wrzaczek, *How long should the COVID-19 lockdown continue?*, *Plos one* **15** (2020), no. 12, e0243413.
- [CGF⁺21] Jonathan P Caulkins, Dieter Grass, Gustav Feichtinger, Richard F Hartl, Peter M Kort, Alexia Prskawetz, Andrea Seidl, and Stefan Wrzaczek, *The optimal lockdown intensity for COVID-19*, *Journal of Mathematical Economics* **93** (2021), 102489.
- [DDMC⁺20] Ramses Djidjou-Demasse, Yannis Michalakis, Marc Choisy, Micea T Sofonea, and Samuel Alizon, *Optimal COVID-19 epidemic control until vaccine deployment*, medRxiv (2020).
- [DLKM20] Francesco Di Lauro, István Z Kiss, and Joel Miller, *Optimal timing of one-shot interventions for epidemic control*, medRxiv (2020).
- [dLPAV20] Ugo Avila-Ponce de León, Ángel GC Pérez, and Eric Avila-Vales, *A data driven analysis and forecast of an SEIARD epidemic model for COVID-19 in Mexico*, arXiv preprint arXiv:2004.08288 (2020).
- [DT20] Jean Dolbeault and Gabriel Turinici, *Heterogeneous social interactions and the COVID-19 lockdown outcome in a multi-group SEIR model*, arXiv preprint arXiv:2005.00049 (2020).
- [DTJ21] Ou Deng, Kiichi Tago, and Qun Jin, *An extended epidemic model on interconnected networks for COVID-19 to explore the epidemic dynamics*, arXiv preprint arXiv:2104.04695 (2021).
- [Ear08] David JD Earn, *A light introduction to modelling recurrent epidemics*, *Mathematical epidemiology*, Springer, 2008, pp. 3–17.
- [Fen07] Zhilan Feng, *Final and peak epidemic sizes for SEIR models with quarantine and isolation*, *Mathematical Biosciences & Engineering* **4** (2007), no. 4, 675.
- [Fra20] Elisa Franco, *A feedback SIR (fsir) model highlights advantages and limitations of infection-based social distancing*, arXiv preprint arXiv:2004.13216 (2020).

- [Fre20] Lorenzo Freddi, *Optimal control of the transmission rate in compartmental epidemics*, arXiv preprint arXiv:2007.00318 (2020).
- [Gar68] John J Gart, *The mathematical analysis of an epidemic with two kinds of susceptibles*, *Biometrics* (1968), 557–566.
- [GJ72] J Gani and D Jerwood, *The cost of a general stochastic epidemic*, *Journal of Applied Probability* (1972), 257–269.
- [GRH21] Yael Gurevich, Yoav Ram, and Lilach Hadany, *Modeling the evolution of sars-cov-2 under non-pharmaceutical interventions*, medRxiv (2021).
- [HBP20] Mikhail Hayhoe, Francisco Barreras, and Victor M Preciado, *Data-driven control of the COVID-19 outbreak via non-pharmaceutical interventions: A geometric programming approach*, arXiv preprint arXiv:2011.01392 (2020).
- [HK19] Paul J Hurtado and Adam S Kiro Singh, *Generalizations of the ‘linear chain trick’: incorporating more flexible dwell time distributions into mean field ode models*, *Journal of mathematical biology* **79** (2019), no. 5, 1831–1883.
- [HKT20] Leonhard Horstmeyer, Christian Kuehn, and Stefan Thurner, *Balancing quarantine and self-distancing measures in adaptive epidemic networks*, arXiv preprint arXiv:2010.10516 (2020).
- [Ivo17] Benjamin Ivorra, *Stability analysis of a compartmental seihrd model for the ebola virus disease*, *Texts in Biomathematics* **1** (2017), 44–56.
- [KDK⁺20] Debnarayan Khatua, Anupam De, Samarjit Kar, Eshan Samanta, Arif Ahmed Seikh, and Debashree Guha, *A fuzzy dynamic optimal model for COVID-19 epidemic in india based on granular differentiability*, Available at SSRN 3621640 (2020).
- [Ket20] David I Ketcheson, *Optimal control of an SIR epidemic through finite-time non-pharmaceutical intervention*, arXiv preprint arXiv:2004.08848 (2020).
- [KK20] Markus Kantner and Thomas Koprucki, *Beyond just “flattening the curve”: Optimal control of epidemics with purely non-pharmaceutical interventions*, *Journal of Mathematics in Industry* **10** (2020), no. 1, 1–23.
- [KM27a] W. O. Kermack and A. G. McKendrick, *A contribution to the mathematical theory of epidemics*, *Proc. R. Soc. Lond. Series A, Containing papers of a mathematical and physical character* **115** (1927), no. 772, 700–721.
- [KM27b] William Ogilvy Kermack and Anderson G McKendrick, *A contribution to the mathematical theory of epidemics*, *Proceedings of the royal society of london. Series A, Containing papers of a mathematical and physical character* **115** (1927), no. 772, 700–721.

- [KRD⁺20] Adam J Kucharski, Timothy W Russell, Charlie Diamond, Yang Liu, John Edmunds, Sebastian Funk, Rosalind M Eggo, Fiona Sun, Mark Jit, James D Munday, et al., *Early dynamics of transmission and control of COVID-19: a mathematical modelling study*, The lancet infectious diseases **20** (2020), no. 5, 553–558.
- [KS20] Martin Kröger and Reinhard Schlickeiser, *Analytical solution of the SIR-model for the temporal evolution of epidemics. part a: Time-independent reproduction factor*, Journal of Physics A: Mathematical and Theoretical **53** (2020), no. 50, 505601.
- [Kur78] Thomas G Kurtz, *Strong approximation theorems for density dependent Markov chains*, Stochastic Processes and their Applications **6** (1978), no. 3, 223–240.
- [Man20] Patrick S Mangat, *A divide and conquer strategy against the COVID-19 pandemic?!*, medRxiv (2020).
- [Mar15] Maia Martcheva, *An introduction to mathematical epidemiology*, vol. 61, Springer, 2015.
- [ME06] Junling Ma and David JD Earn, *Generality of the final size formula for an epidemic of a newly invading infectious disease*, Bulletin of mathematical biology **68** (2006), no. 3, 679–702.
- [NHS20] OPhir Nave, Israel Hartuv, and Uziel Shemesh, *ϑ -seihrd mathematical model of covid19-stability analysis using fast-slow decomposition*, PeerJ **8** (2020), e10019.
- [ODK21] Dominic Otoo, Elvis Kobina Donkoh, and Justice Amenyo Kessie, *Estimating the basic reproductive number of COVID-19 cases in ghana*, European Journal of Pure and Applied Mathematics **14** (2021), no. 1, 135–148.
- [Pak15] Anthony G Pakes, *Lambert’s W meets Kermack–McKendrick epidemics*, IMA Journal of Applied Mathematics **80** (2015), no. 5, 1368–1386.
- [Per18] Antoine Perasso, *An introduction to the basic reproduction number in mathematical epidemiology*, ESAIM: Proceedings and Surveys **62** (2018), 123–138.
- [PF20] Fernando A Pazos and Flavia Felicioni, *A control approach to the covid-19 disease using a seihrd dynamical model*, medRxiv (2020).
- [Ple77] Robert J Plemmons, *M -matrix characterizations. i —nonsingular m -matrices*, Linear Algebra and its Applications **18** (1977), no. 2, 175–188.
- [PWC⁺20] Mélanie Prague, Linda Wittkop, Annabelle Collin, Quentin Clairon, Dan Dutartre, Philippe Moireau, Rodolphe Thiebaut, and Boris Pierre Hejblum, *Population modeling of early COVID-19 epidemic dynamics in french regions and estimation of the lockdown impact on infection rate*, medRxiv (2020).

- [PZL20] Aaron Z Palmer, Zeldá B Zabinsky, and Shan Liu, *Optimal control of COVID-19 infection rate with social costs*, arXiv preprint arXiv:2007.13811 (2020).
- [RFVP⁺21] AM Ramos, MR Ferrández, María Vela-Pérez, AB Kubik, and B Ivorra, *A simple but complex enough ϑ -sir type model to be used with covid-19 real data. application to the case of italy*, *Physica D: Nonlinear Phenomena* **421** (2021), 132839.
- [Ria20] Germán Riaño, *Epidemic models with random infectious period*, medRxiv (2020).
- [Sch20] Robert Schaback, *On COVID-19 modelling*, *Jahresbericht der Deutschen Mathematiker-Vereinigung* **122** (2020), no. 3, 167–205.
- [SK21] Clara L Shaw and David A Kennedy, *What the reproductive number r_0 can and cannot tell us about covid-19 dynamics*, *Theoretical Population Biology* **137** (2021), 2–9.
- [SRE⁺20] Mircea T Sofonea, Bastien Reyné, Baptiste Elie, Ramsès Djidjou-Demasse, Christian Selinger, Yannis Michalakis, and Samuel Alizon, *Epidemiological monitoring and control perspectives: application of a parsimonious modelling framework to the COVID-19 dynamics in france*.
- [WLH⁺20] Chaolong Wang, Li Liu, Xingjie Hao, Huan Guo, Qi Wang, Jiao Huang, Na He, Hongjie Yu, Xihong Lin, An Pan, et al., *Evolving epidemiology and impact of non-pharmaceutical interventions on the outbreak of coronavirus disease 2019 in wuhan, china*, MedRxiv (2020).