

SPEAKER IDENTIFICATION FROM RAW WAVEFORM WITH LINENET

Wencheng Li*

Northeastern University in China*

ABSTRACT

Speaker Identification using i-vector has gradually been replaced by speaker Identification using deep learning. Speaker Identification based on Convolutional Neural Networks (CNNs) has been widely used in recent years, which learn low-level speech representations from raw waveforms. On this basis, a CNN architecture called SincNet proposes a kind of unique convolutional layer, which has achieved band-pass filters. Compared with standard CNNs, SincNet learns the low and high cutoff frequencies of each filter.

This paper proposes an improved CNNs architecture called *LineNet*, which encourages the first convolutional layer to implement more specific filters than SincNet. LineNet parameterizes the frequency domain shape and can realize band-pass filters by learning some deformation points in frequency domain. Compared with standard CNN, LineNet can learn the characteristics of each filter. Compared with SincNet, LineNet can learn more characteristic parameters, instead of only low and high cutoff frequencies. This provides a personalized filter bank for different tasks. As a result, our experiments show that the LineNet converges faster than standard CNN and performs better than SincNet.

Index Terms— speaker Identification, filters, raw samples.

1. INTRODUCTION

In our daily life, we are always receiving and conveying a variety of information from the outside world, and voice information is an important part of it. Audio signal processing plays an important role in the field of artificial intelligence and machine learning. Because each person's voice organs are different, their voices and tones are different. Apart from physical differences, each person has his own unique way of speaking, including using a specific accent, rhythm, intonation style, pronunciation mode, vocabulary selection, and so on. Together, these make up a distinct feature for everyone [1–3].

Speaker Identification is a subtask of speaker recognition. In the early days, speaker recognition used models such as Dynamic Time Warping (DTW) [4] to calculate the similarity of speakers. Gaussian Mixture Model- Universal Background Models (GMM-UBM) [5–7] has improved on this basis. i-

vector [8] reduces the computational cost by compressing the speaker vector and can make better use of the channel compensation algorithm. Most speaker recognition requires pre-processing steps. Incorrect pre-processing of recorded speech input can reduce classification performance [9]. Some common methods include noise removal, endpoint detection, pre-emphasis, framing, and normalization [10, 11] can be used in pre-processing. After the rise of neural networks, researchers applied DNN [12] directly to speaker classification tasks. This method has the characteristics of large parameters and unclear timing information. The fully connected layer in d-vector was replaced by a feature extraction method similar to one-dimensional convolution in [13–15], which reduces the computational cost. CNNs pays more attention to the speaker information between frames to achieve a better effect. Some networks used artificial features such as MFCC [16, 17] and LPCC [18]. However, these features may cause the classifier to miss some speaker-specific information. In order to alleviate this shortcoming, some works used the spectrogram as the input of the network, the others directly used the raw waveform in their network. In order to process the raw waveform, a common choice for researchers is to apply CNNs. Because of the weight sharing feature, the convolution kernel can find a invariant and robust representation. SincNet [19] uses multiple sets of parameterized filters as the first layer of the convolutional network to obtain a personalized solution of the filter. However, SincNet uses the Sinc function as a filter, which only considers limited parameters.

SincNet convolves the waveform with a set of parameterized Sinc functions that implement a band-pass filter. This paper alleviates the constraints of the Sinc function on the filter, and enables the filter to directly fit the shape in the frequency domain. This is formed by a set of parameterized linear filtering constraints. This method gives the filter more freedom and enables it to learn more peculiar features.

Our experiments were conducted under challenging but realistic conditions, which are characterized by few data (12–15 seconds per speaker) and short test sentences (lasting 2 to 6 seconds). The results show that the filter achieves better final performance.

2. THE SINCNET ARCHITECTURE

For speech time series signals, the standard first-layer CNN structure is regarded as a time-domain convolution operation [20], which is defined as follows:

$$y[n] = x[n] * h[n] = \sum_{l=0}^{L-1} x[l] \cdot h[n-l] \quad (1)$$

where $x[n]$ is the speech signal, $h[n]$ is the filter of length L , and $y[n]$ is the output of the filter. In the standard CNN structure, the L elements of each filter are learned from the data.

In the SincNet structure, the convolution operation uses a predefined function g , where g contains only a few learnable variables, defined as follows:

$$y[n] = x[n] * g[n, \theta] \quad (2)$$

SincNet uses the low and high frequencies to filter the original audio in segments. The g function is defined as a rectangular bandpass filter in the text, and its frequency domain characteristics are as follows:

$$G[f, f_{beg}, f_{end}] = \text{rect}\left(\frac{f}{2f_{end}}\right) - \text{rect}\left(\frac{f}{2f_{beg}}\right) \quad (3)$$

where f_{beg} and f_{end} are start cut-off frequency and end cut-off frequency respectively, both of which are learnable.

Unlike SincNet, the filter in LineNet convolution operation reconstructs the function g so that g contains more learnable variables. This is achieved by inserting learnable deformation points in the waveform segments at different low and high frequencies, and divide a frequency domain into multiple one can learn small line segments. The frequency domain characteristics of each segment are expressed as follows:

$$G[f, f_k, f_{k+1}] = \frac{h_{k+1} - h_k}{f_{k+1} - f_k} (f - f_k) + h_k \quad (4)$$

f_k and f_{k+1} represent the low and high frequencies of each segment, h_k and h_{k+1} are their corresponding amplitude intensity in frequency domain. f_k , f_{k+1} , h_k and h_{k+1} are learnable, and the value of f is within $[f_k, f_{k+1}]$.

When f is not in the interval $[f_k, f_{k+1}]$:

$$G[f, f_k, f_{k+1}] = 0, \quad (5)$$

Accumulate each line segment to get the whole frequency band that can be learned. The expression is as follows:

$$G[f, f_{beg}, f_{end}] = \sum_{k=beg}^{end-1} G[n, f_k, f_{k+1}] \quad (6)$$

After inverse Fourier transform [21], the above formula about each line segment is transformed into the time domain expres-

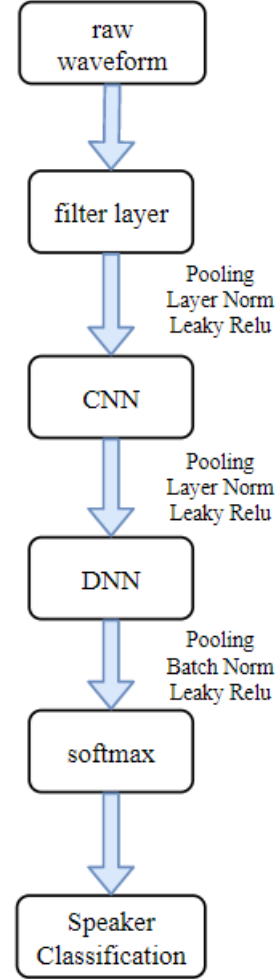


Fig. 1: Learning process of a filter in frequency domain.

sion form as:

$$g[n, f_k, f_{k+1}] = \frac{\Delta(\cos(2\pi f_{k+1}n) - \cos(2\pi f_k n))}{4\pi^2 n^2} - \frac{h_{k+1} \sin(2\pi f_{k+1}n) - h_k \sin(2\pi f_k n)}{2\pi n} \quad (7)$$

where:

$$\Delta = \frac{h_{k+1} - h_k}{f_{k+1} - f_k} \quad (8)$$

The time domain expression of the entire filtering frequency band is:

$$g[f, f_{beg}, f_{end}] = \sum_{k=beg}^{end-1} g[n, f_k, f_{k+1}] \quad (9)$$

Among them, the cutoff frequencies is initialized to a value in the range of $[0, f_s/2]$, and f_s is the sampling rate of the signal. In fact, in order to better extract effective information

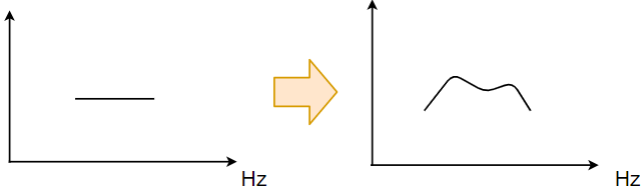


Fig. 2: Learning process of a filter in frequency domain.

from low frequencies, both the cutoff frequency and the deformation point frequency are initialized with Mel frequency. To constrain the shape of the filter, h_k is expressed as:

$$h_k = 1 + \Delta h \quad (10)$$

By constraining the value of Δh , the value of h can be constrained indirectly. This paper uses Δh instead of h as the learnable parameters, so that h_k always learns with 1 as the center. The value of Δh is initialized randomly between $[-0.1, 0.1]$. In this way, the deep neural network can learn the shape of each filter. As shown by Fig. 2

Finally, in order to smooth the truncation characteristics of the g function, multiply the g function by a window function:

$$g_w[n, f_{beg}, f_{end}] = g[n, f_{beg}, f_{end}] \cdot w[n]. \quad (11)$$

Adopt Hamming window [22]:

$$w[n] = 0.54 - 0.46 \cdot \cos\left(\frac{2\pi n}{L}\right). \quad (12)$$

The neural network used in this paper is divided into two parts, the first part is the filter layer, the follow-up is the neural network part composed of CNN/DNN, and finally the posterior probability is output by Softmax. Preprocessing includes removing silence, framing, and maximum normalization operations. Among them, the first layer filter is the key design part, and the network structure is as Fig. 1

2.1. Model properties

- **Flexible parameters:** LineNet can control the number of parameters in the first convolutional layer. For example, if we consider a convolutional layer with F channels, each channel uses a filter of length L , and the number of deformation points is S , the standard CNN uses $F \cdot L$ parameters, SincNet uses $2F$ parameters, and LineNet uses $L \cdot F \cdot S$ parameters, if $F=80$, $L=200$, $S=5$, CNN has 16000 parameters, and SincNet has 160. LineNet has 800 parameters, somewhere in between. If you change the value of S , you can change the number of parameters without changing the number of channels. Moreover, if we filter twice the length L , twice the parameter count of the standard CNN, while the

amount of parameters of LineNet remains unchanged. This provides a very selective filter without actually adding parameters to the optimization problem. In addition, as the number of parameters increases, the LineNet network has a more powerful fitting function, and at the same time, it is more difficult to train. The user can freely set the number of deformation points according to the data and actual needs.

- **Interpretability:** Same as SincNet, the features obtained by LineNet in the first convolutional layer are more interpretable and readable than other methods. The reason for this property of LineNet is that all deformation points have corresponding positions in frequency domain.

3. RELATED WORK

In the process of speaker recognition, feature extraction has attracted much attention. Researchers always assume that the input signal has a stable property in a short enough time interval. Therefore, segmenting the input signal into multiple short-term frames and extracting their feature sequences can better model the audio signal [23]. In the past, people mainly used manual features such as MFCC [16, 17], LPCC [18], and PLP [24]. These methods will inevitably lose part of the speaker information. In the field of CNN, there have been many attempts to process audio using amplitude spectrograms [25–30]. Compared with manual features, the amplitude spectrogram retains more speaker features. However, this method requires careful adjustment of some key hyperparameters such as frame window length, overlap, and type. Therefore, it has become a trend to conduct deep learning directly through raw audio [31–35] has proved its feasibility. SincNet [19] uses a set of parameterized Sinc filters to directly learn from the original audio. However, for each filter, SincNet only has two parameters that can be learned.

In this paper, the neural network is used to learn the shape of the filter by inserting deformation points into each filter. LineNet can actively control the number of learnable parameters by controlling the number of deformation points. This kind of filter has a good effect on speaker identification, especially in the scene with several seconds samples. Each speaker provides a short test statement.

4. EXPERIMENTAL SETUP

On some public datasets (TIMIT and Librispeech), LineNet was compared with different baseline systems. In the following sections, we show the detailed settings of the experiment.

4.1. Corpora

This paper conducts experiments on the following two datasets.

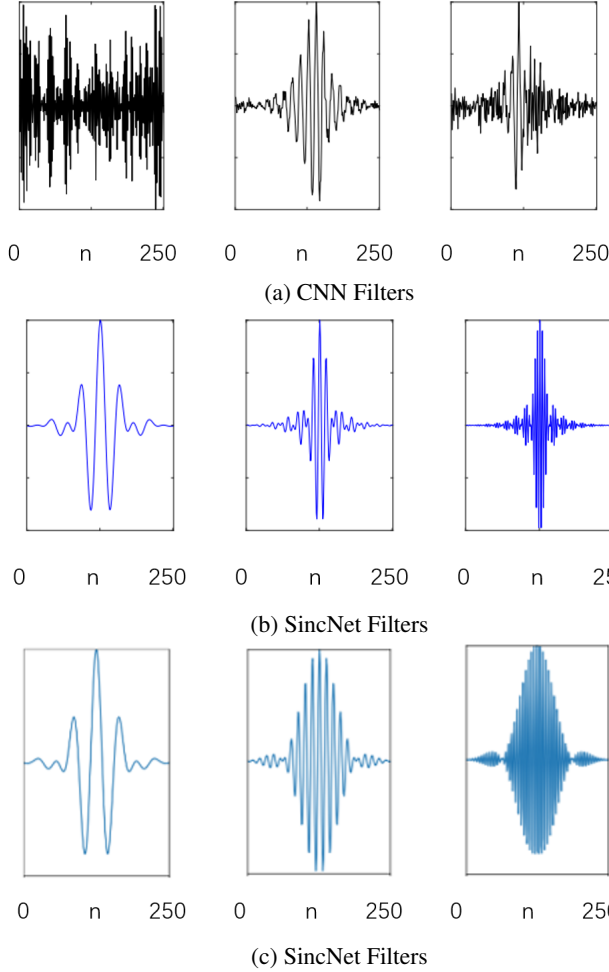


Fig. 3: Time domain representation of different channel filters earned by neural networks.

TIMIT corpora [36], the voice sampling rate of the TIMIT dataset is 16kHz, which contains a total of 6300 sentences, and 70% of the speakers are male. Most of the speakers are adult whites. Use the TIMIT dataset training set part for the speaker recognition task (same as SincNet), After deleting TIMIT’s calibration sentences (same sentences), each speaker had 8 sentences, of which five sentences were used to train the model, and the remaining three were used for testing.

Librispeech corpora [37], which is a corpus of about 1000 hours of 16kHz reading English speech. It contains 2484 speakers, and the sampling rate is 16khz. The training and test speech in the dataset are used in the experiment. After removing the silent part, each sentence lasts for 2-6s.

4.2. LineNet Setup

Speech signal is divided into frames (frame length 200ms, overlapping 10ms) and then input into LineNet. We insert five deformation points in each filter. As Fig.2, The filter

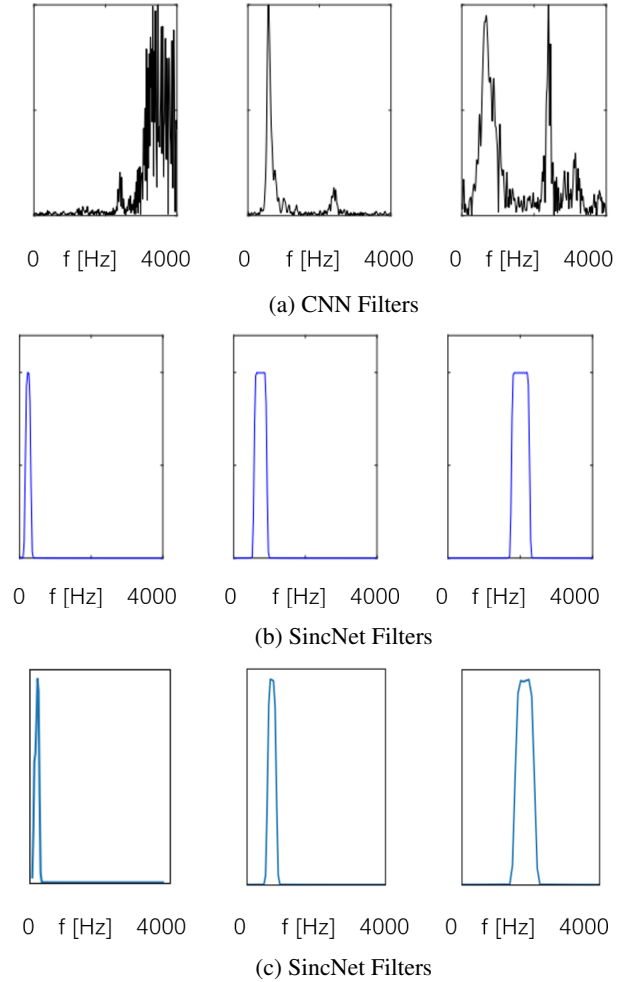


Fig. 4: Time domain representation of different channel filters earned by neural networks.

layer uses 80 filters of length 251, which are calculated by the formula in Section 2. Subsequently, the CNN part used two standard convolutional layers, the number of channels was 60, and the size of the convolution kernel was 5. Layer normalization [38] was used for input samples and for all convolutional layers (so is the filter layer). Next, we used 3 fully connected layers containing 2048 neurons, which normalized with batch normalization [39]. The activation function used leaky-ReLU [40]. The transformation point was initialized with mel-scale. We used softmax classifier to output the posterior probability of each frame. On this basis, the results of sentence-level classification were obtained by voting. The RMSprop optimizer was applied, and the learning rate $lr = 0.001$, $\alpha = 0.95$, $\epsilon = 10^{-7}$. The batch size is 128. All hyper-parameters are optimized on TIMIT, as is Librispeech.

4.3. Baseline Setups

This paper compares LineNet with several different systems.

First of all, CNN network with raw waveform as input was applied. Its network structure is the same as LineNet in this paper, but the first layer convolution was replaced by LineNet convolution. Secondly, we compared with manual features, this paper uses Kaldi toolkit [41] to calculate 40 fbank features, which were calculated every 25 ms, with an overlap time of 10 ms, forming a context window of 200 ms. Layer normalization was also used in FBANK network and processed by CNN network. Finally, Sinc function was used to replace the first layer convolution of CNN. Except for the first layer, the network structure and hyperparameters of LineNet were all the same as SincNet [19].

5. RESULTS

This section reports the experimental validation of the proposed SincNet. First, we perform a comparison between the filters learned by a SincNet and by a standard CNN. We then compare our architecture with other competitive systems on both speaker identification and verification tasks.

5.1. Filter Analysis

Fig. 3 and Fig. 4 are visual representations of the time-frequency domain of the filters learned by CNN, SincNet and LineNet in the librispeech dataset, respectively. Through their analysis, we can find that LineNet has the advantages of both original CNN and SincNet. Fig. 3 represents the time-domain waveforms of the three filters. Through observation, we can conclude that the filters learned by standard CNN are always noisy. In contrast, LineNet and SincNet can learn more interpretable filters. In the time domain, SincNet found a narrower waveform while LineNet found a wider one. In the frequency response shown in Fig. 3, the standard CNN is more difficult to interpret, and the noise is almost distributed in all frequency bands. For SincNet structure, although the filter can learn the corresponding response of a specific frequency band, its model remains unchanged in amplitude intensity. Fig. 4c shows that LineNet is different from both. It not only realizes band-pass filtering, but also is not invariable in amplitude intensity.

5.2. Speaker Identification

	TIMIT	LibriSpeech
CNN-FBANK	0.86	1.55
CNN-Raw	1.65	1.00
SINCNET	0.99	2.02
LINETNET	0.72	0.77

Table 1: Classification Error Rates (CER%) of LineNet on two datasets

Table 1 shows the comparison of Classification Error Rates (CER%). This table shows the comparison of LineNet with other networks on the LibriSpeech dataset and TIMIT dataset. Moreover, in different datasets, LineNet can still maintain a low CER. This shows that LineNet has advantages in speaker identification tasks. SincNet does not work well on LibriSpeech because simple bandwidth learning cannot adapt to more complex data. The LibriSpeech dataset was fast in the first 500 rounds. Although the speed slowed down thereafter, there was still a performance improvement, and the training ended in the 2900th round. The Frame Error Rate (FER%) of LibriSpeech is 0.3, which is better than the result on the TIMIT dataset.

6. CONCLUSIONS AND FUTURE WORK

In this paper, LineNet is proposed, which is a neural architecture for directly processing waveform audio. Our model is a change of SincNet, which forms a loose constraint on the shape of the filter through effective parameterization and retains a certain order.

Compared with SincNet, LineNet has more freedom and can adjust the number of parameters freely. LineNet has carried out extensive evaluation for challenging speaker identification tasks, showing its performance advantages in speaker identification. In addition to improving the performance, LineNet and SincNet have the same advantages, that is, the convergence speed of standard CNN is improved, and the computational efficiency is improved by using the symmetry of the filter.

In future work, we will evaluate the performance of LineNet in speaker recognition. We will also use linenet for other speaker verification tasks, such as speaker recognition. We also plan to evaluate LineNet performance on datasets in other languages (such as Cn-Celeb) or in more challenging environments (such as VoxCeleb). Although only speaker identification experiments are carried out in this paper, in theory, LineNet, a time series processing method, should also work in other fields. Therefore, our future work will be extended to emotion recognition and singer recognition.

Acknowledgement

GOOD LUCK

7. REFERENCES

- [1] B.S. Atal, "Automatic recognition of speakers from their voices," *Proceedings of the IEEE*, vol. 64, no. 4, pp. 460–475, April 1976.
- [2] E. Shriberg, L. Ferrer, S. Kajarekar, A. Venkataraman, and A. Stolcke, "Modeling prosodic feature sequences

- for speaker recognition,” *Speech Communication*, vol. 46, no. 3, pp. 455–472, 2005, Quantitative Prosody Modelling for Natural Speech Description and Generation.
- [3] Sadaoki Furui, *An Overview of Speaker Recognition Technology*, pp. 31–56, Springer US, Boston, MA, 1996.
- [4] L. Rabiner, A. Rosenberg, and S. Levinson, “Considerations in dynamic time warping algorithms for discrete word recognition,” *IEEE Transactions on Acoustics, Speech, and Signal Processing*, vol. 26, no. 6, pp. 575–582, 1978.
- [5] Douglas A. Reynolds, Thomas F. Quatieri, and Robert B. Dunn, “Speaker verification using adapted gaussian mixture models,” *Digital Signal Processing*, vol. 10, no. 1, pp. 19–41, 2000.
- [6] Manas A. Pathak and Bhiksha Raj, “Privacy-preserving speaker verification and identification using gaussian mixture models,” *IEEE Transactions on Audio, Speech, and Language Processing*, vol. 21, no. 2, pp. 397–406, 2013.
- [7] Douglas A. Reynolds, Thomas F. Quatieri, and Robert B. Dunn, “Speaker verification using adapted gaussian mixture models,” *Digital Signal Processing*, vol. 10, no. 1, pp. 19–41, 2000.
- [8] Gang Liu and John H. L. Hansen, “An investigation into back-end advancements for speaker recognition in multi-session and noisy enrollment scenarios,” *IEEE/ACM Transactions on Audio, Speech, and Language Processing*, vol. 22, no. 12, pp. 1978–1992, 2014.
- [9] Nilu Singh, “A critical review on automatic speaker recognition,” *Science Journal of Circuits, Systems and Signal Processing*, vol. 4, pp. 14, 01 2015.
- [10] Emre Yilmaz, Mitchell McLaren, Henk van den Heuvel, and David A. van Leeuwen, “Language diarization for semi-supervised bilingual acoustic model training,” in *2017 IEEE Automatic Speech Recognition and Understanding Workshop (ASRU)*, 2017, pp. 91–96.
- [11] Michelle Cutajar, Edward Gatt, Ivan Grech, Owen Casha, and Joseph Micallef, “Comparative study of automatic speech recognition techniques,” *IET Signal Processing*, vol. 7, no. 1, pp. 25–46, 2013.
- [12] Ehsan Variansi, Xin Lei, Erik McDermott, Ignacio Lopez Moreno, and Javier Gonzalez-Dominguez, “Deep neural networks for small footprint text-dependent speaker verification,” in *2014 IEEE International Conference on Acoustics, Speech and Signal Processing (ICASSP)*, 2014, pp. 4052–4056.
- [13] Arnab Poddar, Md Sahidullah, and Goutam Saha, “Speaker verification with short utterances: A review of challenges, trends and opportunities,” *IET Biometrics*, vol. 7, 10 2017.
- [14] Najim Dehak, Patrick J. Kenny, Réda Dehak, Pierre Dumouchel, and Pierre Ouellet, “Front-end factor analysis for speaker verification,” *IEEE Transactions on Audio, Speech, and Language Processing*, vol. 19, no. 4, pp. 788–798, 2011.
- [15] Saswati Debnath, B. Soni, U. Baruah, and D. K. Sah, “Text-dependent speaker verification system: A review,” in *2015 IEEE 9th International Conference on Intelligent Systems and Control (ISCO)*, 2015, pp. 1–7.
- [16] Wei Han, Cheong-Fat Chan, Chiu-Sing Choy, and Kong-Pang Pun, “An efficient mfcc extraction method in speech recognition,” in *2006 IEEE International Symposium on Circuits and Systems*, 2006, pp. 4 pp.–.
- [17] S. Suksri and T. Yingthawornsuk, ,” in *Speech Recognition using MFCC*, 2012.
- [18] D. Rodriguez-Porcheron and M. Faundez-Zanuy, “Speaker recognition with a mlp classifier and lpcc codebook,” in *1999 IEEE International Conference on Acoustics, Speech, and Signal Processing. Proceedings. ICASSP99 (Cat. No.99CH36258)*, 1999, vol. 2, pp. 1005–1008 vol.2.
- [19] Mirco Ravanelli and Yoshua Bengio, “Speaker recognition from raw waveform with sincnet,” in *2018 IEEE Spoken Language Technology Workshop (SLT)*, 2018, pp. 1021–1028.
- [20] Lawrence Rabiner and Ronald Schafer, *Theory and Applications of Digital Speech Processing*, Prentice Hall Press, USA, 1st edition, 2010.
- [21] Lawrence Rabiner and Ronald Schafer, *Theory and Applications of Digital Speech Processing*, Prentice Hall Press, USA, 1st edition, 2010.
- [22] S. K. Mitra, *Digital Signal Processing*, McGraw Hill, 01 2006.
- [23] S. Malik and Fayyaz A. Afsar, “Wavelet transform based automatic speaker recognition,” in *2009 IEEE 13th International Multitopic Conference*, 2009, pp. 1–4.
- [24] Qi Li and Yan Huang, “An auditory-based feature extraction algorithm for robust speaker identification under mismatched conditions,” *IEEE Transactions on Audio, Speech, and Language Processing*, vol. 19, no. 6, pp. 1791–1801, 2011.

- [25] Chunlei Zhang, Kazuhito Koishida, and John H. L. Hansen, “Text-independent speaker verification based on triplet convolutional neural network embeddings,” *IEEE/ACM Transactions on Audio, Speech, and Language Processing*, vol. 26, no. 9, pp. 1633–1644, 2018.
- [26] A. Nagrani, J. S. Chung, and A. Zisserman, “Voxceleb: a large-scale speaker identification dataset,” in *Proc. of Interspeech*, 2017.
- [27] T. N. Sainath, B. Kingsbury, A. R. Mohamed, and B. Ramabhadran, “Learning filter banks within a deep neural network framework,” in *Proc. of ASRU*, 2013, pp. 297–302.
- [28] H. Dinkel, N. Chen, Y. Qian, and K. Yu, “End-to-end spoofing detection with raw waveform CLDNNS,” *Proc. of ICASSP*, pp. 4860–4864, 2017.
- [29] H. Seki, K. Yamamoto, and S. Nakagawa, “A deep neural network integrated with filterbank learning for speech recognition,” in *Proc. of ICASSP*, 2017, pp. 5480–5484.
- [30] G. Bhattacharya, J. Alam, and P. Kenny, “Deep speaker embeddings for short-duration speaker verification,” in *Proc. of Interspeech*, 2017, pp. 1517–1521.
- [31] D. Palaz, M. Magimai-Doss, and R. Collobert, “Analysis of CNN-based speech recognition system using raw speech as input,” in *Proc. of Interspeech*, 2015.
- [32] T. N. Sainath, R. J. Weiss, A. W. Senior, K. W. Wilson, and O. Vinyals, “Learning the speech front-end with raw waveform CLDNNS,” in *Proc. of Interspeech*, 2015.
- [33] Y. Hoshen, R. Weiss, and K. W. Wilson, “Speech acoustic modeling from raw multichannel waveforms,” in *Proc. of ICASSP*, 2015.
- [34] T. N. Sainath, R. J. Weiss, K. W. Wilson, A. Narayanan, M. Bacchiani, and A. Senior, “Speaker localization and microphone spacing invariant acoustic modeling from raw multichannel waveforms,” in *Proc. of ASRU*, 2015.
- [35] Z. Tüske, P. Golik, R. Schlüter, and H. Ney, “Acoustic modeling with deep neural networks using raw time signal for LVCSR,” in *Proc. of Interspeech*, 2014.
- [36] J. S. Garofolo, L. F. Lamel, W. M. Fisher, J. G. Fiscus, D. S. Pallett, and N. L. Dahlgren, “DARPA TIMIT Acoustic Phonetic Continuous Speech Corpus CDROM,” 1993.
- [37] V. Panayotov, G. Chen, D. Povey, and S. Khudanpur, “Librispeech: An ASR corpus based on public domain audio books,” in *Proc. of ICASSP*, 2015, pp. 5206–5210.
- [38] J. Ba, R. Kiros, and G. E. Hinton, “Layer normalization,” *CoRR*, vol. abs/1607.06450, 2016.
- [39] S. Ioffe and C. Szegedy, “Batch normalization: Accelerating deep network training by reducing internal covariate shift,” in *Proc. of ICML*, 2015, pp. 448–456.
- [40] A. L. Maas, A. Y. Hannun, and A. Y. Ng, “Rectifier nonlinearities improve neural network acoustic models,” in *Proc. of ICML*, 2013.
- [41] D. Povey et al., “The Kaldi Speech Recognition Toolkit,” in *Proc. of ASRU*, 2011.