

# An improved LogNet classifier for IoT application

Hanif Heidari<sup>1</sup> and Andrei Velichko<sup>2</sup>

**Abstract.** The internet of things devices suffer of low memory while good accuracy is needed. Designing suitable algorithms is vital in this subject. This paper proposes a feed forward LogNet neural network which uses a semi-linear Henon type discrete chaotic map to classify MNIST-10 dataset. The model is composed of reservoir part and trainable classifier. The aim of reservoir part is transforming the inputs to maximize the classification accuracy using a special matrix filling method and a time series generated by the chaotic map. The parameters of the chaotic map are optimized using particle swarm optimization with random immigrants. The results show that the proposed LogNet/Henon classifier has higher accuracy and same RAM saving comparable to the original version of LogNet and has broad prospects for implementation in IoT devices. In addition, the relation between the entropy and accuracy of the classification is investigated. It is shown that there exists a direct relation between the value of entropy and accuracy of the classification.

## 1 Introduction

The fast development of using smartphones, tablet PCs and wearable devices lead to increase the volume of transferred images through networks exponentially. Image classification is an important tool for extracting information from digital images. This topic is widely used in science and engineering. Murugappan used random forest method for facial emotional recognition [1]. Zhang et al introduced the synergic deep learning to classify medical diagnosis images [2]. Peng et al investigated the security assessment of deep learning by image classification [3]. The fourth industrial revolution (Industry 4.0) is the automation and data exchange in the official and industrial processes to improve various aspects of our lives. Industry 4.0 enables organizations and industries to digitize their system, improve their performance and help its customers make better decisions regarding waste management and environmental sustainability. The internet of things (IoT)

---

<sup>1</sup> *Department of Applied Mathematics, Damghan University, Damghan, Iran*

<sup>2</sup> *Institute of Physics and Technology, Petrozavodsk State University, 31 Lenina Str., 185910 Petrozavodsk, Russia,*

Corresponding author: velichko@petsu.ru; Tel.: +7-8142-63-5773

is one of the building blocks of Industry 4.0. IoT is focused on the leveraging interconnection between the physical objects and users which collect and share data through the internet. In recent years, IoT has great attentions by the scientists and manufactures since its wide applications in industries. For example, IoT is used in health care, fitness, education, entertainment, social life, energy conservation, environment monitoring, home automation and transport systems [4]. In 2020, the global industry IoT market was 119 Billion dollars. The annual growth rate of 20% CAGR (Compound Annual Growth Rate) is predicted for IoT market [5].

The wide applications of image classification accompany with the huge number of IoT users makes the IoT image classifiers as the hot topic in recent years. But, the shortage of the memory and high computational efforts are two important problems in the designing of IoT devices. Sun et al introduced the 22nm device of STT MRAM memory with processing-in-memory CNN accelerator [6]. Sohoni et al investigated the required memory for training a neural network [7]. Utrilla et al designed the resource-constrained IoT device based on gated recurrent unit neural network [8]. Bhardwaj introduced network of neural networks to overcome the low-memory bottleneck [9]. Penkovsky et al used the hybrid CMOS - hafnium oxide resistive memory technology to reduce the memory requirement [10]. Velichko designed LogNNNet model to reduce the total used memory in a IoT device. LogNNNet is feedforward neural network with the reservoir property which uses chaotic logistic map to classify MNIST-10 dataset [11]. This paper proposes some modifications on [11] which improves the accuracy and the required memory is approximately unchanged. The rest of the paper is organized as follows. In Section 2, the preliminaries are given. The proposed method is discussed in Section 3. The numerical results are given in Section 4. Section 5 is devoted to the conclusions and some future works.

## **2 Preliminaries**

### **2.1 The concept of RAM saving on the LogNNNet classifier**

A new neural network architecture, named LogNNNet, was proposed in [11], which allows efficient use of small amounts of RAM and opens up potential for the introduction of low-power devices in the Internet of Things. LogNNNet is a feed

forward neural network, where signals are directed only from input to output. The main feature of this network is using deterministic chaotic filters in incoming signals which leads to mix the input information. The network uses the mixed input to extract some valuable information which are invisible initially. To generate chaos, a simple logistic mapping equation is applied, where the next value is calculated based on the previous one. The logistic map is commonly used in population biology which generates a sequence of chaotic values [12]. The model saves the amount of RAM since the array of weights does not need to be memorized in the chaotic filter and only three parameters are required to calculate the weights. LogNNet was tested on the MNIST-10 database and found that the recognition accuracy is about 96.3%. The developed architecture uses no more than 29 kB of RAM. In addition, LogNNet is simulated in very small RAM size devices by considering only 1-2 kB RAM. The results show 80.3% accuracy which is good enough. A miniature controller Atmega328, which fits on a fingertip and can be used in "smart" devices of small dimensions, has about the same amount of memory. Therefore, the developed network with a digital reservoir is a competitive network architecture in comparison with the known algorithms. This paper proposes a feed forward LogNNet neural network which uses a semi-linear Henon type discrete chaotic map to classify MNIST-10 dataset. The parameters of the chaotic map are optimized using particle swarm optimization (PSO) with random immigrants. The proposed LogNNet/Henon classifier has higher accuracy and same RAM saving comparable to the original version of LogNNet and has broad prospects for implementation in IoT devices.

## **2.2 The concept of chaos on the LogNNet classifier**

Chaotic system are deterministic nonlinear dynamical system whose their behaviors are very sensitive to the initial conditions. A little change in their initial conditions maybe leads to big difference in their trajectories. In recent years, chaotic system attracted many attentions from theoretical and applications point of view. Fan et al studied Long-term prediction of chaotic systems with machine learning [13]. Velichko applied chaotic logistic map for handwriting digits classification [11]. Luo et al introduced a four dimensional chaotic system and used it for image encryption [14].

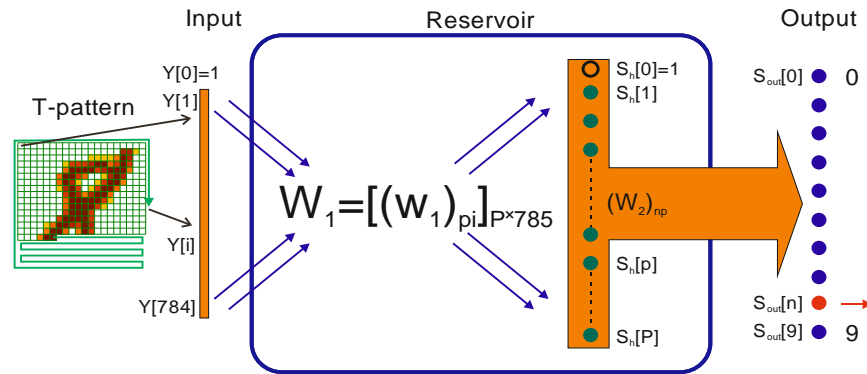
Effect of the influence of chaos on the cognitive abilities of the LogNNet network was discovered in [11]. The author stated that the classification accuracy depends on the parameter of logistic maps. The form of the dependence correlates with the dependence of the Lyapunov exponent  $\lambda$  on the parameter  $r$ , and indicates the chaotic dynamics of the logistic map plays an important role in the recognition process by the neural network.

Lyapunov exponent is a quantity for investigating the stability of dynamical system. Entropy is an another important concept which measures the rate of the complexity in dynamical system. It is proved that system with positive entropy or at least one positive Lyapunov exponent is unstable. The entropy measure can be applied on short time series while Lyapunov exponent is not suitable [15]. In this study, we have shown that entropy is a better indicator correlating with classification accuracy of LogNNet network.


### 3 Methods

#### 3.1 Modification of LogNNet classifier with Henon type chaotic map

Researchers believe designing a neural network is an art. This paper proposes an optimized designed feedforward LogNNet neural network. The model consists two parts which are called reservoir part and trainable classifier. A schematic representation of the LogNNet architecture is shown in Figure 1(a). An image of a handwritten digit from the MNIST-10 database is considered as the network input. Based on the [11], the pattern T3 (Figure 1(b)) is selected to convert for the  $28 \times 28$  pixel image into a one-dimensional array  $Y[i]$ , where  $i = 0 - 784$ , and  $Y[0]=1$ .



(a)



(b)

Figure 1. (a) The model structure, )b) The transformation pattern for image 28×28 pixel [11].

The first part is the reservoir of the model which its input is the  $Y$  array to produce a more suitable vector  $S_h$  for the training process of the neural network. The function of the reservoir part is denoted by  $f_h$  as follows

$$S_h = f_h(W_1 \cdot Y), \quad (1)$$

where  $W_1$  is the given matrix of input weights. The dimension of the matrix  $W_1$  is,  $P \times 785$  where  $P$  is the number of neurons in the reservoir.

The aims of the reservoir part are twofold. The first aim is transforming the vector  $Y$  into vector  $S_h$  with the dimension  $P$  such that the best classification accuracy is obtained. The second aim is reducing the required RAM memory of the model in IoT applications [11].

The training process and the final output are done in the second part of the model which is denoted by  $S_{out}$  as follows

$$S_{out} = f_{out}(W_2 \cdot S_h). \quad (2)$$

The output layer  $S_{out}$  contains  $N = 10$  neurons and determines the result of image classification from the MNIST-10 database. The  $W_2$  matrix is trained by the back propagation method. If the output classifier contains one layer of neurons, then the layer architecture of the neural network is denoted as LogNNet 784: $P$ : $N$ , if the output classifier contains two layers with an additional hidden layer with the number of neurons  $H$ , then the architecture of the neural network is denoted as LogNNet 784: $P$ : $H$ : $N$ . In the latter case, an additional matrix of weights of the classifier  $W_3$  is required.

We construct the matrix weight  $W_1$  using the following discrete chaotic map [16]

$$\begin{cases} x_{n+1} = y_n \\ y_{n+1} = x_n + a_1 x_n^2 + a_2 y_n^2 - a_3 x_n y_n - a_4 \end{cases}, \quad (3)$$

where  $\{a_i, i=1, \dots, 4\}$  are given constants,  $n \in \mathbb{N}$  and  $x_0, y_0$  are the given initial conditions. This function is a variation of Henon map which has hidden chaotic attractor for some values of  $\{a_i, i=1, \dots, 4\}$ . The matrix  $W_I$  is constructed using  $y_{n+1}$  for a predefined number  $n$ . Our experiments show that the accuracy of the classification is very sensitive to the element values of the matrix  $W_I$  and matrix filling methods (see subsection 4.1). Therefore, specifying the values of  $\{a_i, i=1, \dots, 4\}$  is an important part in designing the neural network.

### 3.2 Particle swarm optimization

Particle swarm optimization is a metaheuristics optimization technique which proposed by Kennedy and Eberhart [17]. This algorithm is inspired from swarm behavior such as bird flocking and schooling fish in searching their foods. The members are sharing their information to achieve the best result. From the mathematical point of view, the algorithm is very simple and easy to implement. Therefore, it is suitable to use in the IoT devices since there exist memory limitations. In PSO, each particle  $i$  is characterized by its location  $x_i$  and the velocity  $v_i$ . To improve the current solution, the location and velocity of the particles are changed in each iteration in the following way

$$x_{i+1} = x_i + v_i \quad (4)$$

$$v_{i+1} = \omega v_i + c_1 r_1 (x_{Best_i} - x_i) + c_2 r_2 (g_{Best} - x_i), \quad (5)$$

where  $x_{Best}$  and  $g_{Best}$  denote the best position of particle  $i$  and the global best position of all particles until the current iteration respectively. The parameters  $r_1$  and  $r_2$  are random numbers between 0 and 1. The parameter  $\omega$  is called inertia weight and the parameters  $c_1$  and  $c_2$  are individual-cognition parameters which determine the affects of the particle's own previous experiences on the global optimal solution [17, 18]. These parameters play an important role in the convergence of PSO algorithm. Our experiments show that  $c_1=c_2=2$  and  $\omega=0.5$  are suitable for the proposed problem. Recently Ünal, and Kayakutlu used random immigration method to improve the accuracy of PSO in multiobjective optimization problem [18]. In this paper, we will use a similar method where 70% of particles are chosen randomly in each iteration. This method is henceforward denoted by RPSO.

### 3.3 Optimization of parameters

Training, validation and test are the main processes in every machine learning algorithm. The aim of validation process is fine-tuning the performance of the training process in neural network. The test process determines the accuracy and margin of error of the neural network.

The matrix  $W_1$  is constructed in the reservoir part to transfer the input of the model such that the accuracy is maximized. The elements of the matrix  $W_1$  depend on the values of  $\{a_i, i=1, \dots, 4\}$  and the initial conditions  $(x_0, y_0)$  in the Henon type map (Eq. (3)). This paper used RPSO method for determining the best values of these parameters to maximize the accuracy of the model. To speed up the training process during optimizing the parameters in the reservoir part, twenty percent of the training dataset is considered (12000 objects) (see Figure 2). All elements of the training dataset (60000 objects) are used in validation process to improve the accuracy of the method. After that, a training dataset (60000 objects) and test dataset (10000 objects) are used to train the trainable classifier (see Figure 3). As a result, the classification accuracy was optimal for the given configuration of the LogNNNet / Henon network.

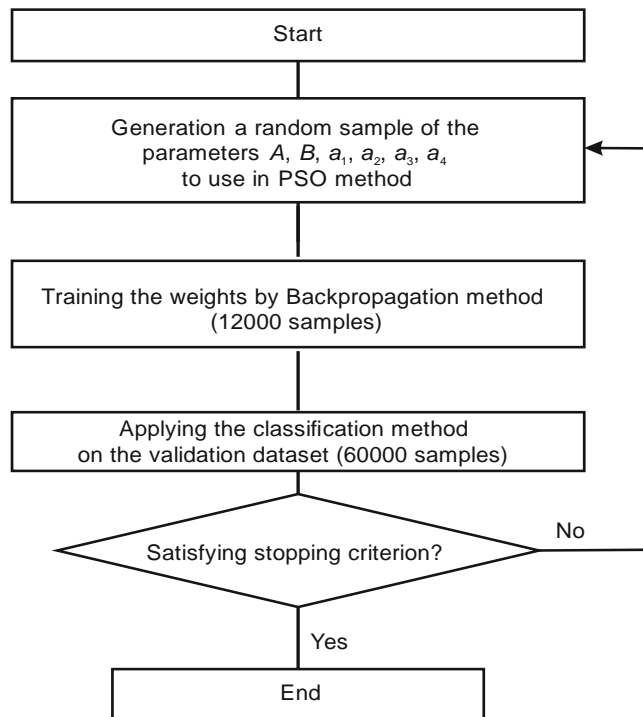


Figure 2. Parameters optimization algorithm in the reservoir part of the proposed model.

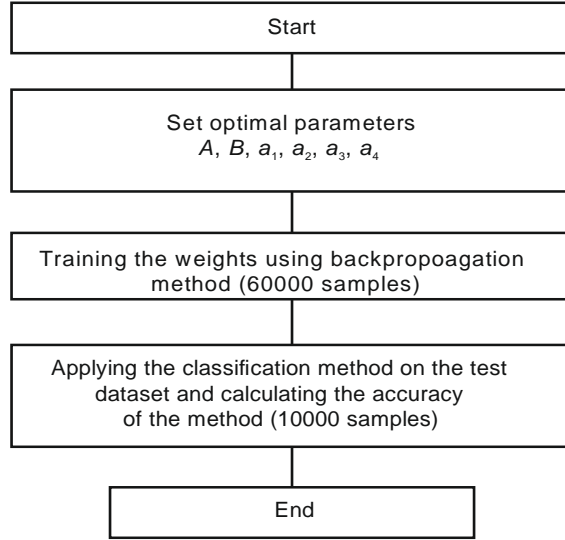


Figure 3. The test process of the proposed model.

## 4 Numerical results

### 4.1 Classification and matrix filling methods

Based on Section 3, the initial conditions  $(x_0, y_0)$  are needed to construct the weight matrix  $W_1$ . We consider two forms of the initial conditions. The first form is the sine function initial condition as in [11] and the first row of the matrix  $W_1$  is constructed in the following way<sup>1</sup>

$$\begin{cases} W_1[1, i] = x_0 = A \sin\left(\frac{i}{784} \cdot \frac{\pi}{B}\right), & (6) \\ y_0 = 0.51 \end{cases}$$

where  $A$  and  $B$  are given constant numbers. The next rows are constructed by using the previous rows as the input of Eq. (3). The second form is the constant initial conditions  $(x_0, y_0)=(A, B)$ , and the matrix  $W_1$  is filled in a snake manner ( $W_1[p, i]=y_n$ ) which is depicted in Figure 4(a) and its pseudocode is stated in Figure 4(b).

To investigate the existence of the long term transient period for constant initial conditions [19], a preliminary 10000 run is considered.

---

<sup>1</sup> The reference [11] used a different notation where the number of row and column are inverted ( $W_1[i, 1]$ ).



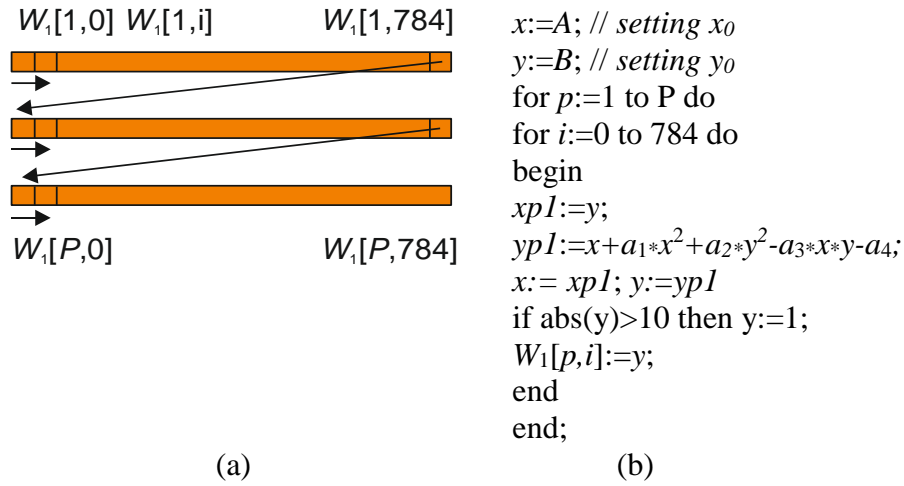


Figure 4. The method for constructing the matrix weights for the constant initial conditions (a) Graphical representation, (b) The pseudocode of the applied algorithm ( $x$  and  $y$  represent  $x_n$  and  $y_n$ ,  $xpl$  and  $ypl$  represent  $x_{n+1}$  and  $y_{n+1}$  in (3)).

In addition, the following upper limit condition for  $y_n$  is applied to investigate its effect on the accuracy of the classification

$$\text{If } |y_n| > 10 \text{ then } y_n = 1. \quad (7)$$

The hypothesis (7) is needed since the time series maybe tends to an unstable mode by abnormally large numbers sequence which generated in some certain values of the parameters ( $A, B, a_1, a_2, a_3, a_4$ ).

Henceforth, the methods are numbered from 1 to 6 which are explained in Table 1.

Table 1. The properties of the different methods.

Method \ Property	1	2	3	4	5	6
Initial conditions	Sine function	Sine function	Constant numbers	Constant numbers	Constant numbers	Constant numbers
Preliminary 10000 runs			Yes	Yes	No	No
Upper limit condition (Eq. (7)) satisfied.	No	Yes	Yes	No	Yes	No

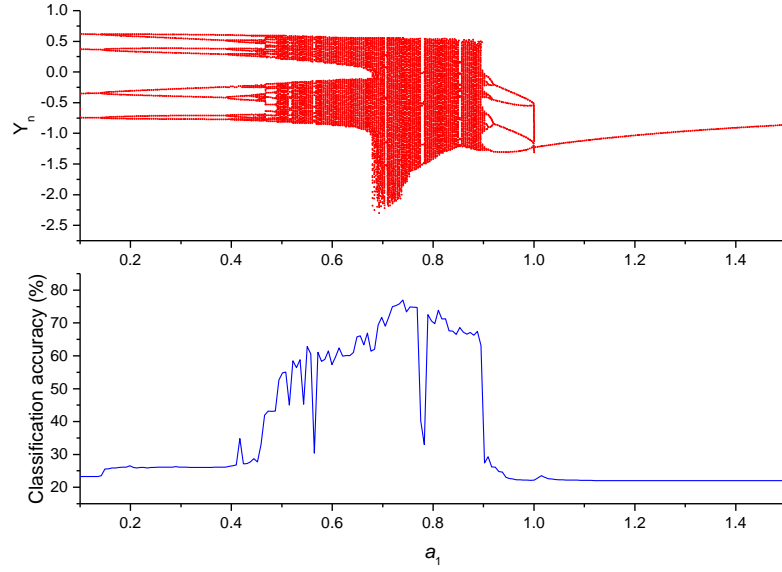


Figure 5. The bifurcation diagram and classification accuracy for different values of  $a_1$  when  $A=-0.81$ ,  $B=0.51$ ,  $a_2=1$ ,  $a_3=1.51$ ,  $a_4=0.74$  and the method 6 was used for LogNNet/Henon 784:25:10.

The Figure 5 shows the bifurcation diagram of the Henon type map and the accuracy of LogNNet (method 6) for different values of  $a_1$ . It can be seen that the variation of  $a_1$  affects the classification accuracy over a wide range when the other parameters are fixed. To find the parameters with the highest classification accuracy, we used the RPSO method. Therefore, the following algorithm is applied to construct the elements of the matrix  $W_1$ :

*Algorithm 1.* The Procedure for constructing the matrix weight  $W_1$ .

- Step 1. Consider the form of the initial conditions.
- Step 2. Select the method for constructing the rows or columns of the matrix  $W_1$  using chaotic discrete fractal map.
- Step 3. Applying the RPSO method to find the best values for  $\{a_i, i=1, \dots, 4\}$  and initial conditions which maximize the accuracy of the classification.

To compare the accuracy of the proposed method, the activation function and the layers architecture of the feedforward neural model are selected as same as the reference [11]. The results for the different proposed models are given in the Table 2 where RPSO runs with 150 particles in 100 iterations and the lower and upper bounds for the variables  $[a_1, a_2, a_3, a_4]$  are set  $[0.01, 0.1, 0, 0, 0]$  and  $[1.5, 10, 1.5, 1.5, 1.5, 1.5]$  respectively. The neural network model is trained with the maximum 20 epochs in optimization mode (see. Figure 2).

The differences between the accuracy of the proposed methods and [11] are given in Table 3 which shows the proposed methods have significantly better accuracy than [11]. From practical point of view, we suggest to use LogNNNet/Henon Method 4 or LogNNNet/Henon Method 6 since they have better performance in all considered layer structures. Thus, we suggest to consider constant initial conditions without the upper limit condition to maximize the classification accuracy.

Table 2. The accuracy of classification for different proposed methods.

Layer architecture	LogNNNet [11]	LogNNNet /Henon Method 1	LogNNNet /Henon Method 2	LogNNNet /Henon Method 3	LogNNNet /Henon Method 4	LogNNNet /Henon Method 5	LogNNNet/Henon Method 6
784:25:10	80.3%	84.02%	83.75%	84.54%	84.7%	83.24%	84.68%
784:100:10	89.5%	89.90%	90.13%	90.8%	90.78%	91.02%	90.65%
784:200:10	91.3%	91.21%	90.94%	90.8%	92.00%	91.02%	91.78%
784:100:60:10	96.3%	96.21%	96.51%	96.78%	96.84%	96.67%	97.09%

Table 3. The changes rate between the proposed methods and [11].

Layer architecture	LogNNNet/Henon Method 1	LogNNNet/Henon Method 2	LogNNNet/Henon Method 3	LogNNNet/Henon Method 4	LogNNNet/Henon Method 5	LogNNNet/Henon Method 6
784:25:10	3.72%	3.45%	4.24%	4.4%	2.94%	4.38%
784:100:10	0.4%	0.63%	1.3%	1.28%	1.52%	1.15%
784:200:10	-0.09%	-0.36%	-0.50%	0.7%	-0.28%	0.48%
784:100:60:10	-0.09%	0.21%	0.48%	0.54%	0.37%	1.06%

#### 4.2. Relation between the entropy and accuracy of the classification

Another interesting result is the direct relation between the approximate entropy (ApEn) [20] and accuracy of the classification. ApEn has special parameters  $m$  and  $r$ . Let us use the method 4 with  $(x_0, y_0)=(-0.81, 0.51)$ ,  $a_2=1$ ,  $a_3=1.51$ ,  $a_4=0.74$  and the parameter  $a_1$  is considered between 0.1 and 1.5. The ApEn of generated sequence in  $W_1$  matrix for different values of  $m$  and  $r$  and the accuracy of the classification for different values of  $a_1$  are given in Figure 6. Let us consider the points  $p_1, \dots, p_5$  which are depicted in this figure. A comparison between the subfigures of approximate entropy shows that the subfigure with  $r=0.025$  and  $m=2$

is match with the trend of classification accuracy except the point  $p_5$  where the maximum accuracy is achieved. The reason is that ApEn is sensitive to the input parameters ( $m$  and  $r$ ) and do not accurate in measuring the complexity of time series [21]. The Poincare plot for the points  $p_3$ ,  $p_4$  and  $p_5$  are depicted in Figure 7. This figure shows that the complexity of the time series is highest in the point  $p_5$  where the classification accuracy is highest too. Therefore, applying the LogNNet method on MNIST-10 dataset can be considered as an alternative way to measure the regularity of the time series.

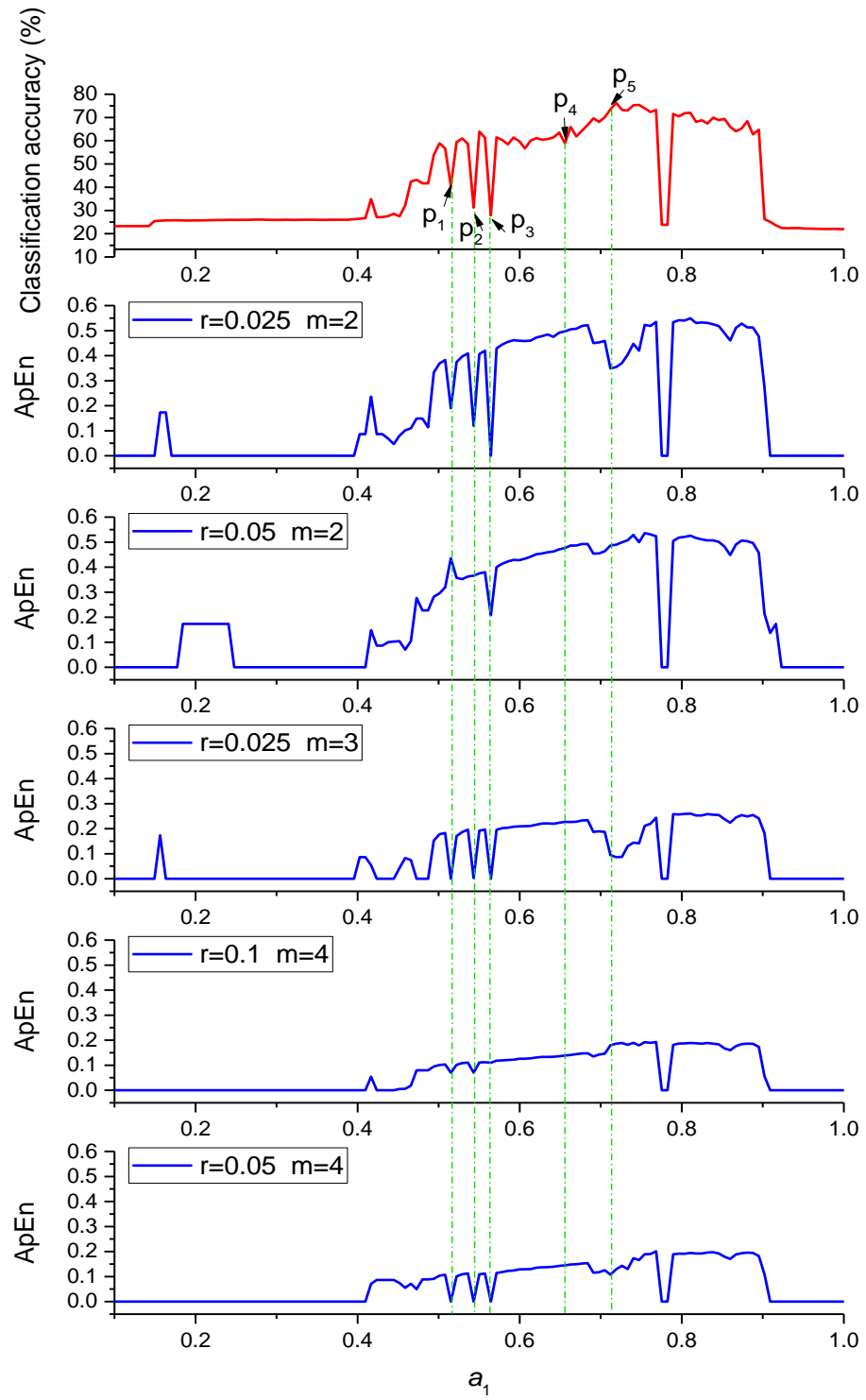


Figure 6. The classification accuracy and approximate entropy for different values of  $a_1$  when  $A=-0.81$ ,  $B=0.51$ ,  $a_2=1$ ,  $a_3=1.51$ ,  $a_4=0.74$  and the method 4 was used for LogNet/Henon 784:25:10.

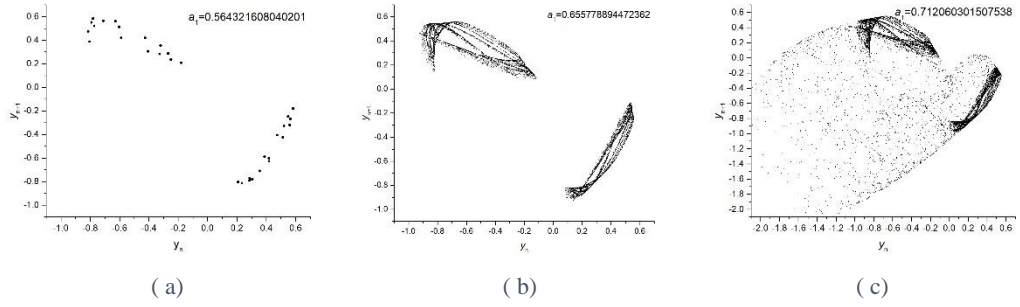


Figure 7. The Poincaré plot for (a) the point  $p_3$ , (b) the point  $p_4$ , (c) the point  $p_5$ .

## 5. Conclusion and future works

This paper proposed a new structure for the reservoir part of feedforward neural network LogNNNet. The computational results show that the accuracy of the model depends on the initial conditions and the chosen discrete chaotic map which are used for constructing the weight matrix  $W_1$ . A Henon type chaotic map is considered and RPSO method is used for determining the best parameters of the map to maximize the accuracy of the classification. It should be mentioned that the required memory for IoT devices is not changed from practical point of view. The proposed method uses the discrete chaotic map (3) which has four parameters and two points initial conditions. The reference [11] used the discrete chaotic logistic map which require one parameter and two parameters for initial condition. The difference of required memory between the proposed method and [11] is amount of the allocated memory for three real variables. Therefore, the proposed method needs only 24 bytes additional memory which is very less and can be ignored. The RPSO method is used in designing process by the manufacture and the users do not encounter with it. This indicates that the accuracy of IoT devices can be improved by modifying the designing process while the training process and used materials are unchanged. This topic is new and helps manufacturer to improve their product without additional costs.

The results show that the accuracy is significantly improved in the layer structure 784:25:10. In this paper, the layer structure 784:25:10 is the simplest structure which needs small memory and easy to implicate in various IoT devices. The simple structure and low memory usage approve that the model of 784:25:10 is suitable to apply in edge computing IoT devices which will be a hot topic in near

future [22]. The relation between the approximate entropy and the accuracy of the classification is investigated. It is shown that the method is more accurate for  $r=0.025$  and  $m=2$  but there exist some errors due to the nature of ApEn.

Therefore, images classification by LogNNet can be considered as an alternative way to measure the regularity of the time series.

For the future work, one can examine different discrete chaotic maps with higher entropy to improve the accuracy. Applying the method to different dataset for generalizing the current results can be considered as another topic for the further research.

## References

1. Murugappan, M., Mutawa, A.: Facial geometric feature extraction based emotional expression classification using machine learning algorithms. *PLoS One*. 16, e0247131 (2021).
2. Zhang, J., Xie, Y., Wu, Q., Xia, Y.: Medical image classification using synergic deep learning. 54, 10–19 (2019).
3. Peng, Y., Member, S., Zhao, W., Cai, W., Su, J., Han, B.: Evaluating Deep Learning for Image Classification in Adversarial. *EICE Trans. Inf. Syst.* 103, 825–837 (2020)
4. Sethi, P., Sarangi, S.R.: Internet of Things : Architectures , Protocols , and Applications. *J. Electr. Comput. Eng.* 2017, 9324035 (2017)
5. Al-Sarawi, S., Anbar, M., Abdullah, R., B. Al Hawari, A.: Internet of Things Market Analysis Forecasts, 2020–2030. In: 2020 Fourth World Conference on Smart Trends in Systems, Security and Sustainability (WorldS4). pp. 449–453. , London (2020)
6. Sun, B., Liu, D., Yu, L., Li, J., Liu, H., Zhang, W., Torng, T.: MRAM Co-designed Processing-in-Memory CNN Accelerator for Mobile and IoT Applications. *arXiv*. 1811.12179 (2018)
7. Sohoni, N.S., Aberger, C.R., Leszczynski, M., Zhang, J., Ré, C.: Low-memory neural network training: A technical report. *arXiv*. 1904.10631 (2019)
8. Utrilla, R., Fonseca, E., Araujo, A., Dasilva, L.A.: Gated Recurrent Unit Neural Networks for Automatic Modulation Classification with Resource-Constrained End-Devices. *IEEE Access*. 8, 112783–112794 (2020).
9. Bhardwaj, K., Lin, C., Sartor, A., Marculescu, R.: Memory- and communication-aware model compression for distributed deep learning inference on IoT. *ACM Trans. Embed. Comput. Syst.* 18, 1–22 (2019)
10. Penkovsky, B., Bocquet, M., Hirtzlin, T., Klein, J.O., Nowak, E., Vianello,

- E., Portal, J.M., Querlioz, D.: In-Memory Resistive RAM Implementation of Binarized Neural Networks for Medical Applications. In: Proceedings of the 2020 Design, Automation and Test in Europe Conference and Exhibition, DATE 2020. pp. 690–695 (2020)
11. Velichko, A.: Neural Network for Low-Memory IoT Devices and MNIST Image Recognition Using Kernels Based on Logistic Map. *Electronics*. 9, 1432 (2020)
  12. Gibson, W.T., Wilson, W.G.: Individual-based chaos: Extensions of the discrete logistic model. *J. Theor. Biol.* 339, 84–92 (2013).
  13. Fan, H., Jiang, J., Zhang, C., Wang, X., Lai, Y.-C.: Long-term prediction of chaotic systems with machine learning. *Phys. Rev. Res.* 2, 1–6 (2020).
  14. Luo, Y., Zhou, R., Liu, J., Cao, Y., Ding, X.: A parallel image encryption algorithm based on the piecewise linear chaotic map and hyper-chaotic map. *Nonlinear Dyn.* 93, 1165–1181 (2018).
  15. Kapitaniak, T., Mohammadi, S.A., Mekhilef, S., Alsaadi, F.E., Hayat, T., Pham, V.T.: A new chaotic system with stable equilibrium: Entropy analysis, parameter estimation, and circuit design. *Entropy*. 20, 670 (2018).
  16. Ouannas, A., Wang, X., Khennaoui, A.-A., Bendoukha, S., Pham, V.-T., Alsaadi, E., F.: Fractional Form of a Chaotic Map without Fixed Points: Chaos, Entropy and Control. *Entropy*. 20, 720 (2018).
  17. Safarzade, A., Heidari, H.: Finite Time Mix Synchronization of Delay Fractional-Order Chaotic Systems. *Glob. Anal. Discret. Math.* 3, 33–52 (2018)
  18. Ali Nadi Ünal, Kayakutlu, G.: Multi-objective particle swarm optimization with random immigrants. *Complex Intell. Syst.* Vol. 6, 635–650 (2020)
  19. Bao, H., Wang, N., Bao, B., Chen, M., Jin, P., Wang, G.: Initial condition-dependent dynamics and transient period in memristor-based hypogenetic jerk system with four line equilibria. *Commun. Nonlinear Sci. Numer. Simul.* 57, 264–275 (2018).
  20. Pincus, S.M.: Approximate entropy as a measure of system complexity. *Proc. Natl. Acad. Sci.* 88, 2297–2301 (1991)
  21. Delgado-Bonal, A., Marshak, A.: Approximate entropy and sample entropy: A comprehensive tutorial. *Entropy*. 21, 541 (2019).
  22. Izotov, Y.A., Velichko, A.A., Ivshin, A.A., Novitskiy, R.E.: Recognition of handwritten MNIST digits on low-memory 2 Kb RAM Arduino board using LogNNet reservoir neural network. *arXiv Prepr.* 2105.02953. (2021)