

On quasineutral plasma flow in the magnetic nozzle

A. I. Smolyakov,^{1, a)} A. Sabo,¹ P. Yushmanov,² and S. Putvinskii²

¹⁾ *University of Saskatchewan, Saskatchewan, Saskatoon SK S7N 5E2,
Canada*

²⁾ *TAE Technologies, 19631 Pauling, Foothill Ranch, CA, 92610,
United States*

Exact solutions for quasineutral plasma acceleration of magnetized plasma in the paraxial magnetic nozzle are obtained. It is shown that the non-monotonic magnetic field with a local maximum of the magnetic field is a necessary condition for the formation of the quasineutral accelerating potential structure. A global nature of the accelerating potential that occurs as a result of the constraint due to the regularity condition at the sonic point is emphasized and properties of such solutions are discussed for the case of general polytropic equation of state for electrons.

Keywords: Magnetic mirrors, plasma acceleration, magnetic nozzle, sonic point singularity

^{a)}Corresponding Author; Electronic mail: andrei.smolyakov@usask.ca

Plasma flow and acceleration in the magnetic mirror configuration (magnetic nozzle) is important for many applications such as the expanding magnetic divertors in fusion applications¹⁻³ as well as devices for space propulsion⁴⁻⁶. Though plasma acceleration in the magnetic nozzle was experimentally demonstrated long time ago⁷, the exact physical mechanism(s) of the acceleration are still actively studied theoretically and experimentally.

Conditions for the formation of the accelerating potential structure have been discussed widely^{2,8-13}. It is generally understood that the diverging magnetic field is required, however other processes, such as deviations from quasineutrality^{8,14-16}; electron kinetic, trapping and non-stationary phenomena¹⁷⁻²⁰; additional geometrical effects²¹ have also been invoked to explain formation of the accelerating potential. In part, the mechanism of the acceleration in the magnetic nozzle is obscured by the relation to a more general problem of double layers (DL). Originally, a double layer was identified as a localized non-quasineutral step-like potential structure with the width of the order of the Debye length. Typically, this is a kinetic problem and requires presence of several particle species with different energies¹⁵. Such current-free structures are thought to be important for particle acceleration in space plasmas. Double layer type structures were observed in expanding plasma^{22,23} that lead to the explanations^{8,16,24} that involve group of particles with different energies, non-quasineutral effects, plasma expansion, and trapped particles. In this Letter, we discuss only the quasineutral situation when the accelerating potential is formed by the magnetic mirror, with the length determined by the width of the barrier, and typically much wider than the Debye length. For such structures, the Debye length is not a relevant parameter, and to avoid confusion, here we do not call the quasineutral accelerating layer as a double layer, reserving the latter term for strictly non-quasineutral Debye length scale potential structures.

It is well known that in quasineutral approximation accelerating plasma flow has a singularity at the sonic point, where the plasma velocity v_i is equal to the local sound velocity c_s . A regular smooth solution across the whole acceleration region from $v_i < c_s$ to the region with $v_i > c_s$ by imposing the regularity condition at the sonic point^{25,26}. As an example, in case of the ion acceleration in the Hall thrusters, the regular solution is obtained by imposing an analytical condition on the ion flux, electron current and ionization source, eventually, defining the operational diagram for the Hall thruster discharge^{27,28}.

The magnetic nozzle with the converging-diverging magnetic field offers a simplest case of

quasineutral plasma acceleration from sub-sonic to supersonic velocity²⁹. An exact solution for a special case of the magnetic field and plasma parameters profile and isothermal electrons was obtained in Ref. 30. The goal of this letter is to present exact solutions and discuss their properties for the case of arbitrary profile of the magnetic field and for general polytropic equation of state for electrons.

The exact solutions presented in this letter clearly demonstrate two related properties of the quasineutral plasma acceleration: (1) a magnetic barrier with the maximum of the magnetic field is required for the formation of the quasineutral accelerating potential structure; (2) the resulting velocity profiles are "stiff". The latter means that the velocity profile has no free parameters to match with the plasma source region, raising interesting questions on how such solutions can be matched to plasma sources where plasma flow is generated. Despite of their simplicity, these results are not widely appreciated. Many theoretical works deal with plasma acceleration in the region with $v_i \geq c_s$, avoiding the singular point $v_i = c_s$, and without a discussion how the plasma velocity approaches this point. Full numerical solutions have been obtained in high fidelity two-dimensional models of plasma acceleration in the magnetic nozzle, however the constraints imposed by the sonic point transition are not well studied. As we discuss below, the physics of the singular point defines the global smooth solution for plasma velocity in the whole region from sub-sonic to super-sonic velocity.

We consider a standard paraxial model for stationary quasineutral flow of plasma with cold magnetized ions. Then plasma flow along the magnetic field is described by the equations

$$\nabla_{\parallel}(nV_{\parallel}/B) = 0, \quad (1)$$

$$m_i n V_{\parallel} \nabla_{\parallel} V_{\parallel} = e n E_{\parallel}, \quad (2)$$

$$0 = e n \nabla_{\parallel} \phi - \nabla_{\parallel} p_e, \quad (3)$$

where $V_{\parallel} = \mathbf{V} \cdot \mathbf{B}/B$ is the ion velocity along the magnetic field, and $\nabla_{\parallel} = \mathbf{B} \cdot \nabla/B$ is the gradient operator along the magnetic field, $p_e = nT_e$ is the electron pressure. In the paraxial approximation, near the axis of the slender plasma tube confined by the magnetic field, one can take $\nabla_{\parallel} = \partial/\partial z$. One has to note that in the paraxial approximation two-dimensional effects are included to the first order of the parameter $r/a < 1$, where r is the radial distance from the axis, and a is the characteristic radial length scale. It should

be noted that for magnetized plasma flow, when the plasma velocity is strictly along the magnetic field line, the magnetic field B plays the role of the physical nozzle of the variable cross section, $\pi r^2 \rightarrow B^{-1}$. Therefore, many conclusions of this paper will apply to the flow constricted by the physical nozzle.

Assuming the isothermal electrons with $T_e = \text{const}$, equations (1-3) are readily reduced to a single equation for the ion velocity in the form

$$(M^2 - 1) \frac{\partial M}{\partial z} = -M \frac{\partial \ln B}{\partial z}, \quad (4)$$

where the velocity V_{\parallel} is normalized to the speed of sound c_s , $M = V_{\parallel}/c_s$, $c_s^2 = T_e/m_i$, which is constant and uniform for isothermal case. Equation (4) is equivalent to the equation for the velocity in the Laval nozzle, and also appears in the problem of plasma acceleration by the magnetic pressure³¹ such as in the Magneto-Plasma-Dynamics thrusters.

Equation (4) exhibits the ion-sound point singularity at $M = 1$ which is a well known feature for the plasma flow in the quasineutral approximation. One can see that in the subsonic regime $M < 1$, before the ion-sound point, the plasma is accelerated "kinematically" $V'_{\parallel}/V_{\parallel} \simeq B'/B > 0$, so that the ion acceleration is mostly due to the decrease of the effective cross-section in the converging magnetic field and the contribution of the ion inertia to the acceleration can be neglected. It also means that the variations of plasma density are also small, as it is expected for subsonic regimes with $V_{\parallel} \ll c_s$. In the supersonic regime, $M > 1$, ions continue to be accelerated by the electric field created by the electron pressure of plasma expanding in the diverging magnetic field: $m_i V_{\parallel} V'_{\parallel} = -e\phi' = -T_e n'/n$ and $n'/n \simeq B'/B < 0$. The whole acceleration process in the converging-diverging magnetic field is similar to the gas acceleration in Laval nozzle⁷.

It follows from (4) that the existence of a regular smooth solution for $M = M(z)$ in the whole range from the low velocity $M < 1$ to the region $M > 1$ requires the condition $\partial \ln B(z)/\partial z = 0$ at the point $M = 1$. This condition fixes the value of the derivative of the velocity near the sonic point $M = 1$. Expanding the equation (4) near $M = 1$ one finds the equation

$$\left(\frac{\partial M}{\partial z} \right)^2 = -\frac{1}{2} \frac{\partial^2 \ln B}{\partial z^2} > 0. \quad (5)$$

Therefore, the condition $\partial^2 \ln B(z)/\partial z^2 < 0$ at $M = 1$ is required for the existence of the regular solution, and the magnetic field should have a maximum at the point where

$\partial \ln B(z) / \partial z = 0$ and $M = 1$. In other words, the magnetic barrier is required for the existence of the regular potential structure that can accelerate plasma to supersonic velocities.

Equation (4) can be integrated giving^{29,30}

$$\frac{M^2}{2} - \frac{1}{2} = \ln \left(M \frac{B_m}{B(z)} \right), \quad (6)$$

The integration constant (corresponding to the condition (5)) was chosen to remove the ion sound point singularity at $M = 1$, the point where the magnetic field has a maximum, $B(z) = B_m$.

Ref. 30 has provided the particular solutions of equation (6) for the specific magnetic field profile. Here, we present the general solution for an arbitrary magnetic field profile. Writing equation (6) in the form

$$M^2 = \ln \left[\frac{e M^2 B_m^2}{B^2(z)} \right], \quad (7)$$

plasma velocity for arbitrary magnetic field profile can be presented in the form of Lambert function

$$M(z) = \left[-W(-b^2(z)/e) \right]^{1/2}, \quad (8)$$

Here $W(y)$ is Lambert function, which is the solution of the equation $W \exp(W) = y$, $b(z) \equiv B(z)/B_m < 1$, e is the Euler's number. It is interesting to note that Lambert function³² appears in many physics and applied mathematics applications, including the stationary plasma balance models taking into account neutral dynamics³³.

Lambert function has two branches in the real plane, $W_0 \equiv W(0, y)$ and $W_{-1} \equiv W(-1, y)$, which join smoothly at $W = -1$, for $y = -1/e$, see Fig. 1. The joining point corresponds to the sonic point $M = 1$ located at the maximum of the magnetic field. The upper branch $W(0, y)$, for $-e^{-1} < y < 0$ corresponds to the $M < 1$ part of the solution before the singular point $M(z) = [-W(0, -b^2(z)/e)]^{1/2}$. The lower branch $W(-1, y)$, in the same range $-e^{-1} < y < 0$, corresponds to the $M > 1$ part of the accelerating solution, $M(z) = [-W(-1, -e^{-1}b^2(z))]^{1/2}$. The function $W(-1, y)$ has a slow logarithmic divergence for $y \rightarrow 0 - \varepsilon$ with the asymptotic $W(-1, y) = \ln(-y) - \ln(-\ln(-y))$. Thus the plasma velocity outside of the nozzle for $b(z) \rightarrow 0$ can be approximated as

$$M(z) \simeq [-\ln(-y) + \ln(-\ln(-y))]^{1/2}. \quad (9)$$

for $y = B^2(z) / (eB_m^2) \rightarrow 0$. Of course, this solution becomes invalid when the magnetic field decreases so that the ions can no longer be considered magnetized.

It is important to note that the solution (8) is a truly global solution: regularization of sonic point at $M = 1$ fixes the value of the velocity derivative at $M = 1$, and the profile and the magnitude of the velocity in the whole range from subsonic $M < 1$ to supersonic region $M > 1$ region. Also note that while the density profile is also fixed, the absolute value of the density can be rescaled to a given value n_0 at the left boundary of the accelerating region $0 < z < L$.

As an example, the global profiles of plasma density, velocity, and potential are shown in Figs. 2, 3, and 4, for the magnetic field in the form

$$B(z) = \frac{B_0 - B_m \exp(-L^2/4\delta^2)}{1 - \exp(-L^2/4\delta^2)} + \frac{(B_m - B_0)}{1 - \exp(-L^2/4\delta^2)} \exp\left(-\frac{(z - z_m)^2}{\delta^2}\right), \quad (10)$$

where $z_m = L/2$, $B_0 = B(0)$, the maximum magnetic field at $z = L/2$, $B_m = B(L/2)$. In what follows, the point $z = 0$ will be called the nozzle inlet, and the $z = L$ is the nozzle exit. Here, we take the mirror ratio, $R = B_m/B_0 = 8.04$.

In the example (10), we take $B(0) = B(L)$ for simplicity, but this is not required. Any converging-diverging configuration with a single maximum of the magnetic field will have a global solution where the plasma velocity is fully determined by the magnetic field according to the equation (6). The value of the velocity at the exit of the nozzle is only defined by the mirror ratio at the exit. Similarly, velocity at any point along the nozzle is independent of the velocity at the inlet point but fixed by the ratio of the local magnetic field at the point to the magnetic field at the maximum. It also means that the velocity at the inlet cannot be arbitrary and is also fully defined by the ratio of the magnetic field at the inlet to the magnetic field in the maximum. For the magnetic field from equation (10), with $R = 8.04$, the velocity at the entrance point $V_{\parallel}/c_s = (-W_0(-R^2/e))^{1/2} = 7.56 \times 10^{-2}$, and the velocity at the exit $V_{\parallel}/c_s = (-W_{-1}(-R^2/e))^{1/2} = 2.67$.

In practice, experiments often show that electrons are not isothermal^{12,34–36}. Therefore, it is of interest to generalize this analysis for a polytropic equation of state for electrons in the form

$$p_e = p_0 \left(\frac{n}{n_0}\right)^\gamma. \quad (11)$$

In general, electron pressure and density can be normalized to the values at any arbitrary point, $p_e = p_0(n_0)$. It is convenient however to define the p_0 and n_0 as the values at the

inlet point $z = 0$.

Excluding the electron pressure and the electric field from equations (1-3), one obtains the following equation for plasma velocity

$$\left[V_{\parallel}^2 - c_0^2 \left(\frac{n}{n_0} \right)^{\gamma-1} \right] \frac{\partial V_{\parallel}}{\partial z} = -c_0^2 \left(\frac{n}{n_0} \right)^{\gamma-1} V_{\parallel} \frac{\partial \ln B}{\partial z}. \quad (12)$$

where $c_0^2 = m_i^{-1} \partial p_e / \partial n|_{n_0} = \gamma p_0 / (n_0 m_i)$ is the sound velocity at a point $n = n_0$. The sonic point singularity occurs at a point where the ion velocity becomes equal to the local value of the sound velocity

$$c_s^2 \equiv \left. \frac{\partial p_e}{m_i \partial n} \right|_s = \gamma \frac{p_s}{m_i n_s} = c_0^2 \left(\frac{n_s}{n_0} \right)^{\gamma-1}. \quad (13)$$

The solution is made regular by requesting that at the sonic point $\partial \ln B / \partial z = 0$. The regularization near this point gives the condition

$$\left(\frac{\partial V_{\parallel}}{\partial z} \right)^2 = -\frac{1}{\gamma+1} c_s^2 \frac{\partial^2 \ln B}{\partial z^2} > 0. \quad (14)$$

Equation (12) with the conditions (13) fully define the regular (smooth) solution across the whole acceleration region.

Equation (12) can be integrated, but it is more convenient to obtain the solution directly from integrals of equations (1-3). Energy conservation gives

$$V_{\parallel}^2 = c_s^2 - \frac{2e}{m_i} \phi, \quad (15)$$

the electron momentum balance

$$e\phi = \frac{p_s}{n_s} \frac{\gamma}{\gamma-1} \left(\left(\frac{n}{n_s} \right)^{\gamma-1} - 1 \right), \quad (16)$$

and the flux conservation

$$\frac{n V_{\parallel}}{B} = \frac{n_s c_s}{B_m}. \quad (17)$$

Note that here the potential is measured from the sonic point, so $\phi = 0$ at $z = z_m$ where $V_{\parallel} = c_s$, as it follows from the regularization condition at $z = z_m$ with $B = B_m$.

Excluding the potential and density, one gets an implicit equation that defines the ion velocity in terms of the magnetic field mirror ratio at any point inside the region $0 < z < L$, with the maximum magnetic field at $z = z_m$ inside the region, $0 < z_m < L$,

$$M^2 - 1 = -\frac{2}{\gamma-1} \left(\left(\frac{B}{MB_m} \right)^{\gamma-1} - 1 \right). \quad (18)$$

The Mach number here is defined as the ratio of the ion local velocity to the value at the sonic point $M = V_{\parallel}/c_s$. Considering that

$$\lim_{\gamma \rightarrow 1} \frac{1}{\gamma - 1} (x^{\gamma-1} - 1) \rightarrow \ln x, \quad (19)$$

one can see that equation (18) for the isothermal case $\gamma = 1$ reduces to equation (6).

It is important to note that for general polytropic equation of state, in addition to a free density normalization parameter, which can be taken either as the density at the entry point, $n = n_0$ for $z = 0$, or the density at the sonic point $n = n_s$ for $z = z_m$, one has to introduce the additional parameter - the electron pressure (or temperature) at the respective reference point. Using the $z = z_m$ sonic point as a reference, the value at the entry point $z = 0$ can be defined as

$$p_0 = p_s \left(\frac{n_0}{n_s} \right)^{\gamma}. \quad (20)$$

Respectively, one can redefine the Mach number in terms of the ion velocity to the sound velocity c_0 at the entry point $M' \equiv V_{\parallel}/c_0$.

The global solutions for the ion velocity and density with the magnetic field given by (6) are shown in Figs. 5 and 6 for different values of the polytropic coefficient γ . The solution for the velocity is also "stiff": the full velocity profile is fully determined by the magnetic field profile. The insert in Fig. 5 shows the values at the inlet side of the nozzle. The density has a free normalization parameter n_0 , but the profile is stiff otherwise.

We have shown that the magnetic barrier (converging-diverging magnetic field) is required for the formation of the quasineutral potential structure accelerating plasma, and presented exact solutions for the general polytropic equation of state for electrons. An important property of such solutions is that the normalized ion velocity at any given point is uniquely determined by the ratio of the magnetic field magnitude at this point to the value of the magnetic field in the maximum B_m , cf. Eqs. (8) and (18). Such global solutions (in the whole acceleration region from the initial value of $V_{\parallel 0} < c_s$ to the final exit value $V_{\parallel} > c_s$) are determined by the regularization condition at the sonic point. This also means that the finite acceleration is independent from the details of the magnetic field profile but only determined by the mirror ratio B_m/B_L , where B_L is the magnetic field at the apparent end of the nozzle and therefore independent of the details of the profile inside the barrier, for $z < z_m$ as long as the magnetic field has a maximum at $z = z_m$.

In reality, the assumptions of the model become violated at low values of the magnetic field outside of the nozzle when the ions become unmagnetized and no longer follow magnetic field lines. The detachment position depends on the mechanisms of the detachment which are still under discussions^{37,38}. The global nature of the velocity profiles raises another question of how such solutions are matched to the plasma source inside the mirror region at the entrance into the quasineutral accelerating potential structure and how the smooth quasineutral solution can be obtained in the magnetic field with several extrema. It is worth noting, that the sonic point regularization condition also allow the smooth decelerating solution with $\partial M/\partial z < 0$.

In general, equations of our simple model should be modified to include plasma sources to self-consistently match the source regions with the accelerating solution which smoothly continued through the nozzle. It is worth noting that while the value of plasma velocity is fixed at the inlet point $z = 0$, the density profile has a free normalization parameter, e.g. the density at the inlet n_0 . Therefore, the total plasma flux through the nozzle will be determined by plasma density in the source, and eventually by the energy deposited into the plasma source. Similarly, plasma thrust T , which is important for propulsion applications, $T = m_i n V_{\parallel}^2$, at the exit will be determined by plasma density in the source; effectively by plasma pressure, since the electron temperature is fixed at $z = 0$ and for a given equation of state. We note that in the paraxial model considered here, the additional thrust due to the plasma current induced by the external magnetic coil³⁰ is not included, and the total thrust is simply due to the electron pressure.

Our results are applicable to a simple case of cold fully magnetized ions. The effects of finite ion pressure also contribute to the ion exhaust velocity (and therefore to the thermal pressure generated thrust) via the mirror force but are neglected in our model here. Additional forces (such as due to the ionization or collisions) in the momentum balance, as well as geometrical expansion effects, will shift the position of the sonic point. With additional forces it is also possible to have a smooth sonic point transition without the maximum of the magnetic field^{26,27,29}, however the resulting accelerating potential profiles remain global, i.e. stiff, with a similar property of the unique solution defined by the sonic point regularity condition. This property (based on the formally similar equations for the acceleration in the Laval nozzle) is generally shared by a wide class of gasdynamics systems, Hall thrusters^{25,26}, and magneto plasma dynamics systems where plasma is accelerated by

the magnetic pressure³¹.

In general, kinetic effects of the electron and ion trapping should be included, as well as dissipative processes such as heat fluxes, charge-exchange interactions with neutrals, and ionization. Such effects might be important in fusion applications of the magnetic expanders^{1,3,39} and in propulsion applications (for a recent overview of the physics of the magnetic nozzle for propulsion applications see Ref. 40). Presence of high energy species, and coupling of plasma expansion with the Debye length phenomena and non-quasineutral effects of classical double layers structures (in the sense of Ref. 15) bring further complications and several different scenarios for the formation of the accelerating potential structures¹⁶. An interesting question is a possibility of the formation of the Debye layer at the sonic point analogous to the weak shock solutions in gas dynamics.

Nevertheless, despite a number of simplifications, the solutions presented here provide useful insight on the mechanism for formation of accelerating potential structures in the magnetic mirror configurations. These results provide a simple illustration to seemingly surprising experimental results in VASIMR¹⁰ that did not find narrow Debye type double layer but show the wide accelerating potential structures. According to the physical picture presented here, such accelerating structure occurs due to presence of the magnetic barrier in the converging-diverging magnetic field. These results should also be useful for the tests and benchmarking of numerical simulations^{13,41} and interpretations of the results from more complete models.

ACKNOWLEDGMENTS

This work was supported in part by NSERC Canada and the U.S. Air Force Office of Scientific Research FA9550-15-1-0226 and FA9550-21-1-0031. Computational resources were provided by Compute Canada. A.S. would like to acknowledge illuminating discussions with S. I. Krashenninnikov and Y. Raitses.

DATA AVAILABILITY

No new data was generated in this study.

REFERENCES

- ¹D. D. Ryutov, P. N. Yushmanov, D. C. Barnes, and S. V. Putvinski. Divertor for a linear fusion device. In T. Tajima and M. Binderbauer, editors, *Physics of Plasma-Driven Accelerators and Accelerator-Driven Fusion*, volume 1721 of *AIP Conference Proceedings*, page 060003. 2016.
- ²P. Ghendrih, K. Bodi, H. Bufferand, G. Chiavassa, G. Ciraolo, N. Fedorczak, L. Isoardi, A. Paredes, Y. Sarazin, E. Serre, F. Schwander, and P. Tamain. Transition to supersonic flows in the edge plasma. *Plasma Physics and Controlled Fusion*, 53(5):054019, 2011.
- ³S. Togo, T. Takizuka, D. Reiser, M. Sakamoto, Y. Ogawa, N. Ezumi, K. Ibano, K. Nojiri, Y. Li, and Y. Nakashima. Characteristics of plasma flow profiles in a super-x-divertor-like configuration. *Nuclear Materials and Energy*, 19:149–154, 2019.
- ⁴C. H. Williams, P. G. Mikellides, I. G. Mikellides, R. A. Gerwin, and I. J. Dux. Fusion propulsion through a magnetic nozzle and open divertor. In M. S. ElGenk, editor, *Space Technology and Applications International Forum - STAIF 2003*, volume 654 of *AIP Conference Proceedings*, pages 510–515. 2003.
- ⁵T. A. Collard and B. A. Jorns. Magnetic nozzle efficiency in a low power inductive plasma source. *Plasma Sources Science & Technology*, 28(10):105019, 2019.
- ⁶R. W. Boswell, O. Sutherland, C. Charles, J. P. Squire, F. R. C. Diaz, T. W. Glover, V. T. Jacobson, D. G. Chavers, R. D. Bengtson, E. A. Bering, R. H. Goulding, and M. Light. Experimental evidence of parametric decay processes in the variable specific impulse magnetoplasma rocket (vasimr) helicon plasma source. *Physics of Plasmas*, 11(11):5125–5129, 2004.
- ⁷S. A. Andersen. Continuous supersonic plasma wind tunnel. *Physics of Fluids*, 12(3):557, 1969.
- ⁸F. F. Chen. Physical mechanism of current-free double layers. *Physics of Plasmas*, 13(3):034502, 2006.
- ⁹S. A. Cohen, N. S. Siefert, S. Stange, R. F. Boivin, E. E. Scime, and F. M. Levinton. Ion acceleration in plasmas emerging from a helicon-heated magnetic-mirror device. *Physics of Plasmas*, 10(6):2593–2598, 2003.
- ¹⁰B. W. Longmier, E. A. Bering, M. D. Carter, L. D. Cassady, W. J. Chancery, F. R. C. Diaz, T. W. Glover, N. Hershkowitz, A. V. Ilin, G. E. McCaskill, C. S. Olsen, and J. P.

- Squire. Ambipolar ion acceleration in an expanding magnetic nozzle. *Plasma Sources Science & Technology*, 20(1):015007, 2011.
- ¹¹S. Togo, T. Takizuka, D. Reiser, M. Sakamoto, N. Ezumi, Y. Ogawa, K. Nojiri, K. Ibano, Y. Li, and Y. Nakashima. Self-consistent simulation of supersonic plasma flows in advanced divertors. *Nuclear Fusion*, 59(7):076041, 2019.
- ¹²K. Takahashi, C. Charles, R. Boswell, and A. Ando. Adiabatic expansion of electron gas in a magnetic nozzle. *Physical Review Letters*, 120(4):045001, 2018.
- ¹³Zhiyuan Chen, Yibai Wang, Haibin Tang, Junxue Ren, Min Li, Zhe Zhang, Shuai Cao, and Jinbin Cao. Electric potential barriers in the magnetic nozzle. *Physical Review E*, 101(5):053208, 2020.
- ¹⁴A. Fruchtman. Electric field in a double layer and the imparted momentum. *Physical Review Letters*, 96(6):065002, 2006.
- ¹⁵F. W. Perkins and Y. C. Sun. Double-layers without current. *Physical Review Letters*, 46(2):115–118, 1981.
- ¹⁶E. Ahedo and M. M. Sanchez. Theory of a stationary current-free double layer in a collisionless plasma. *Physical Review Letters*, 103(13):135002, 2009.
- ¹⁷J. J. Ramos, M. Merino, and E. Ahedo. Three dimensional fluid-kinetic model of a magnetically guided plasma jet. *Physics of Plasmas*, 25(6):061206, 2018.
- ¹⁸E. Ahedo, S. Correyero, J. Navarro-Cavallé, and M. Merino. Macroscopic and parametric study of a kinetic plasma expansion in a paraxial magnetic nozzle. *Plasma Sources Science and Technology*, 29(4):045017, 2020.
- ¹⁹A. V. Arefiev and B. N. Breizman. Collisionless plasma expansion into vacuum: Two new twists on an old problem. *Physics of Plasmas*, 16(5):055707, 2009.
- ²⁰A. V. Arefiev and B. N. Breizman. Ambipolar acceleration of ions in a magnetic nozzle. *Physics of Plasmas*, 15(4):042109, 2008.
- ²¹A. Bennet, C. Charles, and R. Boswell. Separating the location of geometric and magnetic expansions in low-pressure expanding plasmas. *Plasma Sources Science & Technology*, 27(7):075003, 2018.
- ²²C. Charles and R. Boswell. Current-free double-layer formation in a high-density helicon discharge. *Applied Physics Letters*, 82(9):1356–1358, 2003.
- ²³G. Hairapetian and R. L. Stenzel. Observation of a stationary, current-free double layer in a plasma. *Physical Review Letters*, 65(2):175–178, 1990.

- ²⁴M. A. Lieberman and C. Charles. Theory for formation of a low-pressure, current-free double layer. *Physical Review Letters*, 97(4):045003, 2006.
- ²⁵E. Ahedo, P. Martinez-Cerezo, and M. Martinez-Sanchez. One-dimensional model of the plasma flow in a hall thruster. *Physics of Plasmas*, 8(6):3058–3068, 2001.
- ²⁶A. Cohen-Zur, A. Fruchtman, J. Ashkenazy, and A. Gany. Analysis of the steady-state axial flow in the hall thruster. *Physics of Plasmas*, 9(10):4363–4374, 2002.
- ²⁷Andrei Smolyakov, Oleksandr Chapurin, Ivan Romadanov, Yevgeny Raitses, and Igor Kaganovich. Theory and modelling of axial mode oscillations in hall thruster. In *AIAA Propulsion and Energy 2019 Forum*, AIAA Propulsion and Energy Forum, pages <https://doi.org/10.2514/6.2019-4080>. American Institute of Aeronautics and Astronautics, 2019.
- ²⁸I. V. Romadanov, A. I. Smolyakov, E. A. Sorokina, V. V. Andreev, and N. A. Marusov. Stability of ion flow and role of boundary conditions in a simplified model of the *EtimesB* plasma accelerator with a uniform electron mobility. *Plasma Physics Reports*, 46(4):363–373, 2020.
- ²⁹W. M. Manheimer and R. F. Fernsler. Plasma acceleration by area expansion. *Ieee Transactions on Plasma Science*, 29(1):75–84, 2001.
- ³⁰A. Fruchtman, K. Takahashi, C. Charles, and R. W. Boswell. A magnetic nozzle calculation of the force on a plasma. *Physics of Plasmas*, 19(3):033507, 2012.
- ³¹Amnon Fruchtman. Limits on the efficiency of several electric thruster configurations. *Physics of Plasmas*, 10(5):2100–2107, 2003.
- ³²R. M. Corless, G. H. Gonnet, D. E. G. Hare, D. J. Jeffrey, and D. E. Knuth. On the Lambert W function. *Advances in Computational Mathematics*, 5(1):329–359, 1996.
- ³³J. L. Raimbault, L. Liard, J. M. Rax, P. Chabert, A. Fruchtman, and G. Makrinich. Steady-state isothermal bounded plasma with neutral dynamics. *Physics of Plasmas*, 14(1):013503, 2007.
- ³⁴J. M. Little and E. Y. Choueiri. Electron cooling in a magnetically expanding plasma. *Physical Review Letters*, 117(22):225003, 2016.
- ³⁵Kazunori Takahashi, Christine Charles, Rod W. Boswell, and Akira Ando. Thermodynamic analogy for electrons interacting with a magnetic nozzle. *Physical Review Letters*, 125(16):165001, 2020.

- ³⁶J. P. Sheehan, B. W. Longmier, E. A. Bering, C. S. Olsen, J. P. Squire, M. G. Ballenger, M. D. Carter, L. D. Cassady, F. R. C. Diaz, T. W. Glover, and A. V. Ilin. Temperature gradients due to adiabatic plasma expansion in a magnetic nozzle. *Plasma Sources Science & Technology*, 23(4):045014, 2014.
- ³⁷B. N. Breizman, M. R. Tushentsov, and A. V. Arefiev. Magnetic nozzle and plasma detachment model for a steady-state flow. *Physics of Plasmas*, 15(5):057103, 2008.
- ³⁸E. Ahedo and M. Merino. Two-dimensional supersonic plasma acceleration in a magnetic nozzle. *Physics of Plasmas*, 17(7):073501, 2010.
- ³⁹M. Onofri, P. Yushmanov, S. Dettrick, D. Barnes, K. Hubbard, and T. Tajima. Magneto-hydrodynamic transport characterization of a field reversed configuration. *Physics of Plasmas*, 24(9):092518, 2017.
- ⁴⁰Igor D. Kaganovich, Andrei Smolyakov, Yevgeny Raitses, Eduardo Ahedo, Ioannis G. Mikellides, Benjamin Jorns, Francesco Taccogna, Renaud Gueroult, Sedina Tsikata, Anne Bourdon, Jean-Pierre Boeuf, Michael Keidar, Andrew Tasman Powis, Mario Merino, Mark Cappelli, Kentaro Hara, Johan A. Carlsson, Nathaniel J. Fisch, Pascal Chabert, Irina Schweigert, Trevor Lafleur, Konstantin Matyash, Alexander V. Khrabrov, Rod W. Boswell, and Amnon Fruchtman. Physics of $E \times B$ discharges relevant to plasma propulsion and similar technologies. *Physics of Plasmas*, 27(12):120601, 2020.
- ⁴¹S. D. Baalrud, T. Lafleur, R. W. Boswell, and C. Charles. Particle-in-cell simulations of a current-free double layer. *Physics of Plasmas*, 18(6):063502, 2011.

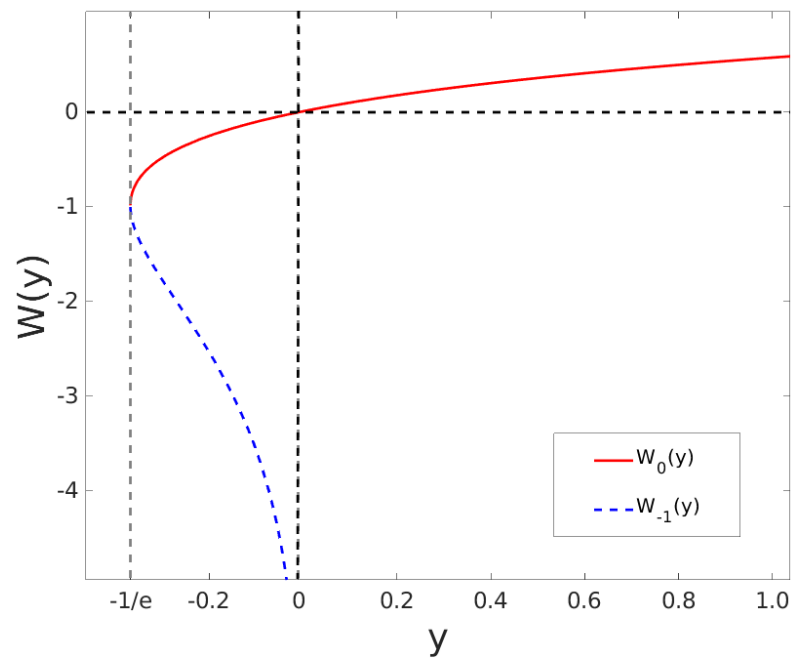


FIG. 1. Lambert function

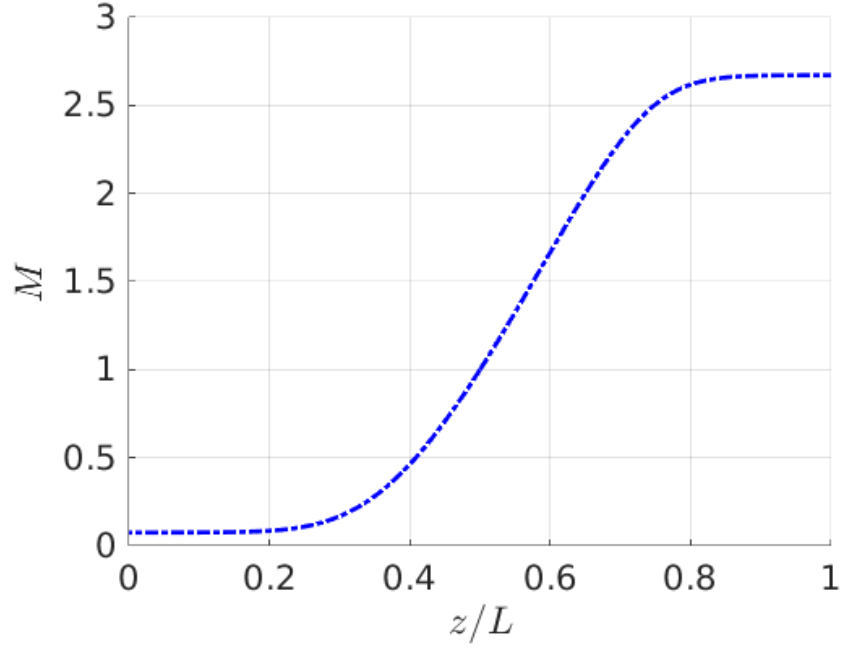


FIG. 2. Global profile of the normalized ion velocity, $M = V_{\parallel}/c_s$, with $M = 7.56 \times 10^{-2}$ at the inlet point, $z = 0$, and $M = 2.67$ at the exit, $z = L$.

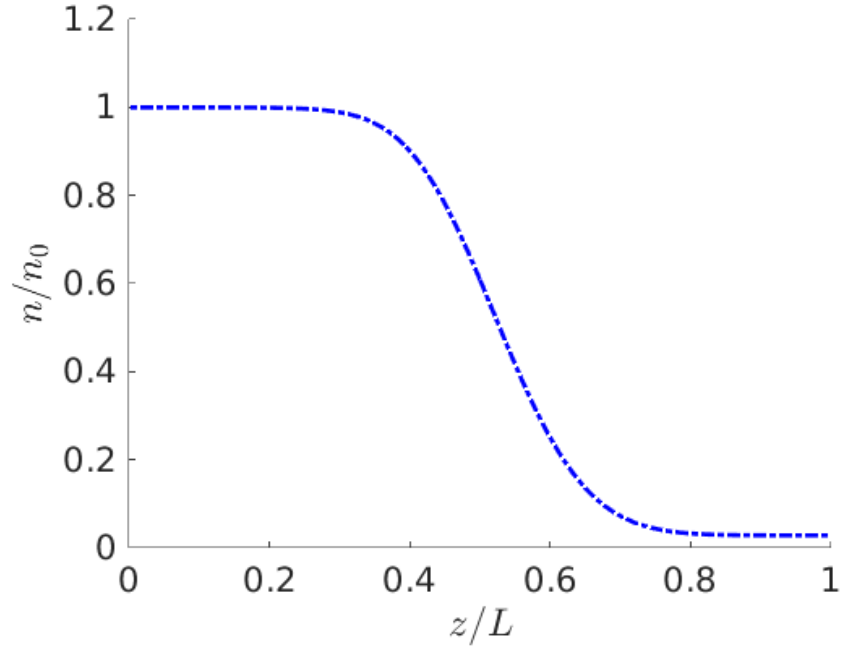


FIG. 3. Global profile of the normalized plasma density.

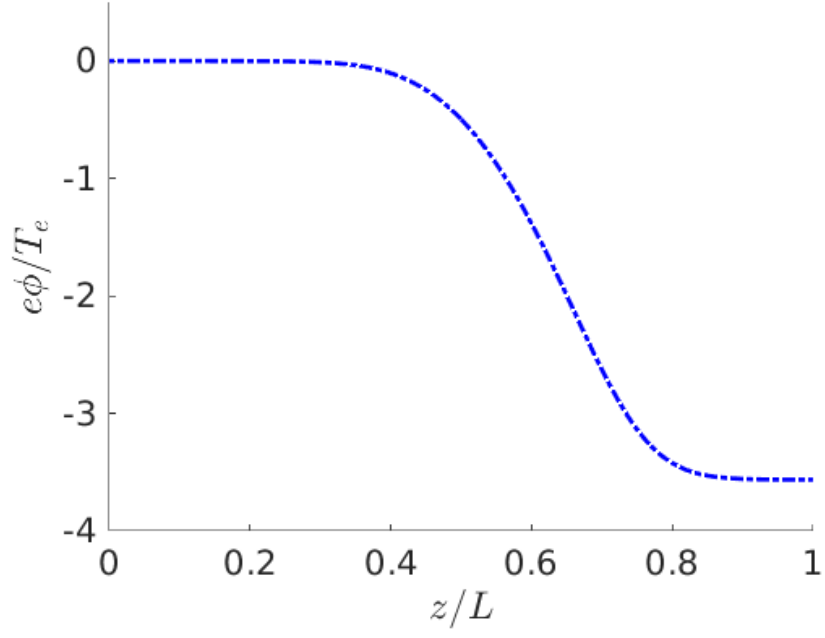


FIG. 4. Global profile of the accelerating electrostatic potential.

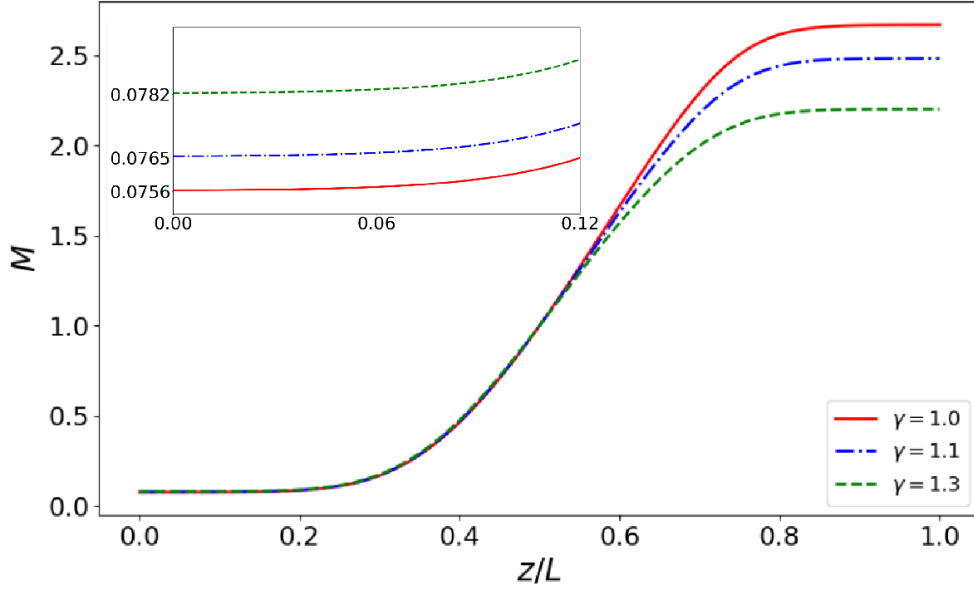


FIG. 5. Normalized ion velocity for different γ values.

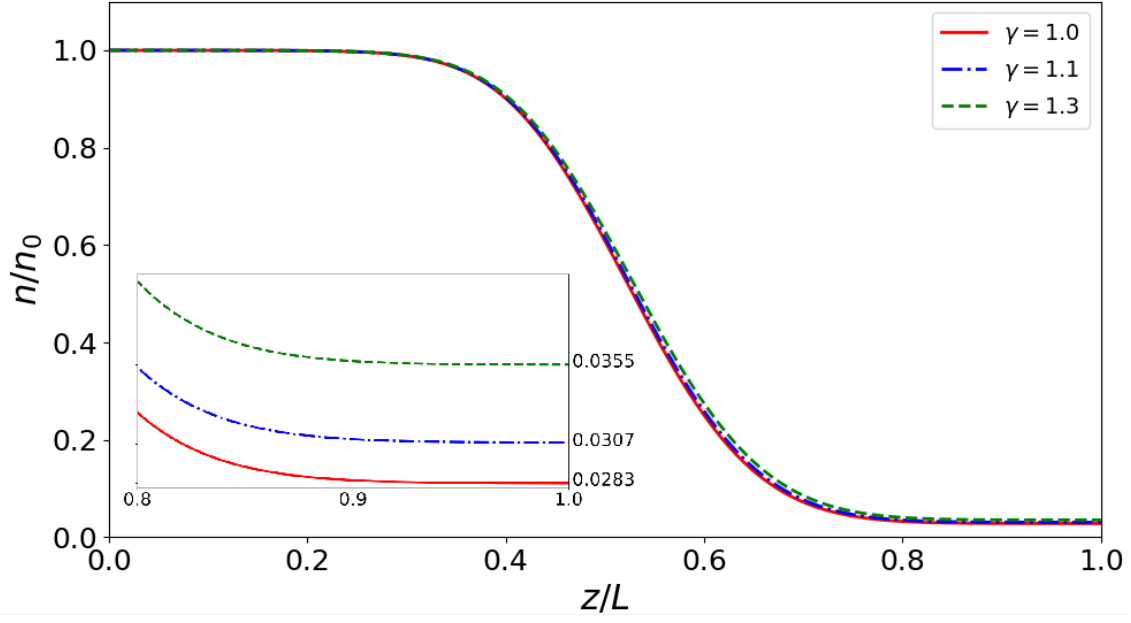


FIG. 6. Normalized plasma density for different γ values.