

Estimating entropy production from waiting time distributions

Dominic J. Skinner¹ and Jörn Dunkel¹

¹*Department of Mathematics, Massachusetts Institute of Technology, Cambridge Massachusetts 02139-4307, USA*

(Dated: July 26, 2021)

Living systems operate far from thermal equilibrium by converting the chemical potential of ATP into mechanical work to achieve growth, replication or locomotion. Given time series observations of intra-, inter- or multicellular processes, a key challenge is to detect non-equilibrium behavior and quantify the rate of free energy consumption. Obtaining reliable bounds on energy consumption and entropy production directly from experimental data remains difficult in practice as many degrees of freedom typically are hidden to the observer, so that the accessible coarse-grained dynamics may not obviously violate detailed balance. Here, we introduce a novel method for bounding the entropy production of physical and living systems which uses only the waiting time statistics of hidden Markov processes and hence can be directly applied to experimental data. By determining a universal limiting curve, we infer entropy production bounds from experimental data for gene regulatory networks, mammalian behavioral dynamics and numerous other biological processes. Further considering the asymptotic limit of increasingly precise biological timers, we estimate the necessary entropic cost of heartbeat regulation in humans, dogs and mice.

Living systems break time reversal symmetry [1, 2]. Growth [3], self-replication [2] and locomotion [4] are all irreversible processes, violating the principle of detailed balance, which states that every forward microstate trajectory is as likely to occur as its time reversed counterpart [1, 5–7]. Irreversibility places thermodynamic constraints on sensing [8, 9], reproduction [2], and signaling [10], and trade-offs between free energy consumption and the precision, speed, or accuracy of performing some function [8, 11]. To quantify these constraints, one has to bound the rate at which free energy is consumed, or equivalently the entropy production rate (EPR) [5, 12, 13]. However, most experimental measurements can only observe a small number of degrees of freedom [13–15], making such inference challenging. In particular, many systems are only accessible at the coarsest possible level of two states, such as a gene switching [16], or a molecule docking and undocking to a sensor [9, 17]. In these cases, commonly used inference tools cannot be applied, due to the absence of observable coarse-grained currents [18–21], and as the forward and reverse trajectories need not be asymmetric [22–25], even if the underlying system operates far from equilibrium.

Here, we introduce a broadly applicable method that makes it possible to estimate the EPR of a coarse-grained two-state dynamics by measuring the variance of time spent in a state. This is achieved by finding a canonical formulation and then solving a numerical optimization problem to obtain a universal limiting curve, above which the EPRs of all systems with the observed waiting time statistics must lie. We illustrate that this method outperforms a recently introduced thermodynamic uncertainty relation (TUR) [9, 18, 20, 26] on synthetic test data, and demonstrate its practical usefulness in applications to experimental data for a gene regulatory network [16], the behavioral dynamics of cows [27], and several other biological processes (Table S1 [28]). Furthermore, by consid-

ering a stochastic timer [29–32], we derive an asymptotic formula relating the waiting time variance and the EPR. This analytical result can be used to bound the EPR required to maintain precise biophysical timing processes, which we illustrate on data from experimental measurements [33, 34] of heartbeats of humans, dogs and mice.

We start from the standard assumption [5] that meso-scale systems in contact with a heat bath can be described by a Markovian stochastic dynamics on a finite set of discrete states $\{1, \dots, N_T\}$. Transitions from state i to j occur at rate W_{ij} , so a probability distribution over the states, $p_i(t)$, evolves according to

$$\frac{d}{dt}p_i = \sum_j p_j W_{ji}, \quad (1)$$

with $W_{ii} = -\sum_{j \neq i} W_{ij}$ [5, 35]. Assuming that the system is irreducible, meaning there exists a path with non-zero probability between any two states, Eq. (1) has a unique stationary state $\pi = (\pi_i)$, satisfying $0 = \pi W$, and which every initial probability distribution tends to [36]. The EPR at steady state π is [20],

$$\sigma = k_B \sum_{i < j} (\pi_i W_{ij} - \pi_j W_{ji}) \log \left(\frac{\pi_i W_{ij}}{\pi_j W_{ji}} \right), \quad (2)$$

which for isothermal systems, when multiplied by the bath temperature, is the rate of free energy dissipation required to maintain the state away from equilibrium [37]. The system is in thermal equilibrium when the EPR vanishes, which is exactly when detailed balance is satisfied, $\pi_i W_{ij} = \pi_j W_{ji}$, for all i, j .

Only a coarse-grained view of the system is typically available in experiments [24, 39], with the observed dynamics taking place on a set of metastates, where a metastate I may contain several underlying states i (Fig. 1). Here, we focus on the common case where only two complementary metastates, A and B , are accessible

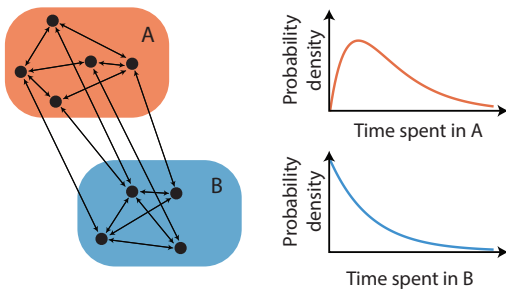


FIG. 1. A Markovian process on discrete states (black circles), observed at a coarse-grained level, with only the metastates A and B visible to the observer (left). From observing this system we can deduce the distribution of time spent in metastates A and B (right). A non-monotonic waiting time distribution signals [38] out-of-equilibrium dynamics.

and the observed trajectory jumps between them (Fig. 1). After observing many such jumps, the distributions $f_A(t)$ and $f_B(t)$ of time spent in A and B can be empirically reconstructed (Fig. 1). As the coarse-grained observations are non-Markov [40], there may be additional information in conditional statistics [15, 39], but these are hard to measure experimentally and we do not consider them here. At first glance, the distributions $f_A(t)$ and $f_B(t)$ alone may not appear to contain much information about the underlying system; however, for an equilibrium system both $f_A(t)$ and $f_B(t)$ must decay monotonically [38], implying that the schematic example in Fig. 1 reflects an out-of-equilibrium dynamics.

To quantify the extent to which an observed two-state system is out-of-equilibrium, we reformulate the problem of EPR estimation within an optimization framework, extending the approach introduced in Ref. [39]. Calling the underlying system \mathcal{S} , the EPR is $\sigma(\mathcal{S})$, and the observed waiting time distributions are $f_A(t, \mathcal{S})$ and $f_B(t, \mathcal{S})$. If \mathcal{R} describes some other underlying system with the same observables, we cannot know which is the true system. However, we can find a lower bound on the EPR by minimizing over all such \mathcal{R} ,

$$\sigma(\mathcal{S}) \geq \min_{\mathcal{R}} \{ \sigma(\mathcal{R}) | f_A(t, \mathcal{S}) = f_A(t, \mathcal{R}), \\ f_B(t, \mathcal{S}) = f_B(t, \mathcal{R}) \}, \quad (3)$$

which holds, since \mathcal{S} is contained in the set on the right. By construction, this is the tightest possible lower bound given the observed distributions f_A and f_B . Limited experimental data may prevent us from precisely measuring the full distribution, but we can typically measure the first few moments $\langle t^n \rangle_A$ and $\langle t^n \rangle_B$. We therefore introduce the estimators $\sigma_T^{(n)}$,

$$\sigma(\mathcal{S}) \geq \min_{\mathcal{R}} \{ \sigma(\mathcal{R}) | \langle t^k \rangle_{I, \mathcal{R}} = \langle t^k \rangle_{I, \mathcal{S}}, \\ \text{for } I = A, B, k = 1, \dots, n \} \equiv \sigma_T^{(n)}, \quad (4)$$

where $\sigma_T^{(n)} \leq \sigma_T^{(n+1)}$, since increasing n decreases the size of the set over which minimization is performed.

Instead of specifying the transition rates of a system \mathcal{R} , we can alternatively specify the net transition rates, $n_{ij} = \pi_i W_{ij}$, for $i \neq j$, provided they satisfy mass conservation at each vertex, $\sum_j n_{ij} = \sum_j n_{ji}$, and independently specify the stationary state, π_i . With n_{ij} fixed, modifying π_i does not affect the EPR. In particular, suppose that we have found the optimal π_i , n_{ij} , subject to the constraints, then the fraction of time spent in A is $r_A = \sum_{i \in A} \pi_i$, and similarly $r_B = \sum_{i \in B} \pi_i$. Rescaling $\pi_i \mapsto \pi_i / 2r_A$ for $i \in A$ and $\pi_i \mapsto \pi_i / 2r_B$ for $i \in B$, does not affect the EPR, but makes the fraction of time spent in each metastate exactly $1/2$. The statistics are rescaled as $\langle t^k \rangle_I \mapsto (1/2r_I)^k \langle t^k \rangle_I$ for $I = A, B$. The average time spent in A or B in the rescaled system is $\tau = (\langle t \rangle_A + \langle t \rangle_B) / 2$. A second rescaling $n_{ij} \mapsto \tau n_{ij}$ with π fixed, changes EPR as $\sigma \mapsto \tau \sigma$, and the moments as $\langle t^k \rangle_I \mapsto \langle t^k \rangle_I / \tau^k$. Therefore, we can rewrite Eq. (4) as

$$\sigma(\mathcal{S}) \geq \frac{1}{\tau} \min_{\mathcal{R}} \{ \sigma | \langle t^k \rangle_{I, \mathcal{R}} = \langle t^k \rangle_{I, \mathcal{S}} / \langle t \rangle_{I, \mathcal{S}}^k, \\ \text{for } I = A, B, k = 2, \dots, n \}, \quad (5)$$

allowing us to optimize over a single canonical system and rescale to bound any other non-canonical system.

After the canonical rescaling, to express constraints in terms of the transition rates, we label the states so that the first N belong to the metastate A , with $1 \leq N < N_T$, and define $(W_A)_{ij} = W_{i,j}$ for $i, j \leq N$, so W_A represents the transitions within A . We also write $\pi = (\pi_A, \pi_B)$, with π_A the first N components of the stationary distribution. For any such Markovian process in the stationary distribution, we have that $f_A(t) = \pi_A W_A^2 \exp(W_A t) \mathbf{1}^T / (-\pi_A W_A \mathbf{1}^T)$ [28, 36], and similar for $f_B(t)$. For the canonical system, $\langle t \rangle_{A, \mathcal{R}} = 1$, so $-\pi_A W_A \mathbf{1}^T = 1/2$, and higher moment constraints become

$$\langle t^k \rangle_{A, \mathcal{R}} = 2(-1)^{k+1} k! \pi_A W_A^{1-k} \mathbf{1}^T, \quad (6)$$

and similar for B . While this provides a general minimization framework, from now on we will only impose the constraint on $\langle t^2 \rangle_{A, \mathcal{R}}$, which allows us to minimize over systems with B consisting of a single state [28], and results in a single curve. Specifically, we minimize over $\pi_i > 0$, $n_{ij} \geq 0$, subject to the linear constraints $n_{ii} = -\sum_{j \neq i} n_{ij}$, $\sum_{j \neq i} n_{ij} = \sum_{j \neq i} n_{ji}$, together with $\langle t \rangle_{A, \mathcal{R}} = \langle t \rangle_{B, \mathcal{R}} = 1$, and $\langle t^2 \rangle_{A, \mathcal{R}}$ fixed, finding a curve $k_B \Lambda(\langle t^2 \rangle_{A, \mathcal{R}})$ in the $\sigma - \langle t^2 \rangle_{A, \mathcal{R}}$ plane, or equivalently the $\sigma - \text{Var } t_{A, \mathcal{R}}$ plane, above which all Markovian systems must lie [Fig. 2(a)]. For arbitrary systems, this bound becomes

$$\sigma_T = \left[\frac{2k_B}{\langle t \rangle_A + \langle t \rangle_B} \right] \Lambda \left(\frac{\text{Var } t_A}{\langle t \rangle_A^2} \right), \quad (7)$$

which we use throughout to bound the EPR. The function $\Lambda(x)$ can be computed numerically [28]; it converges

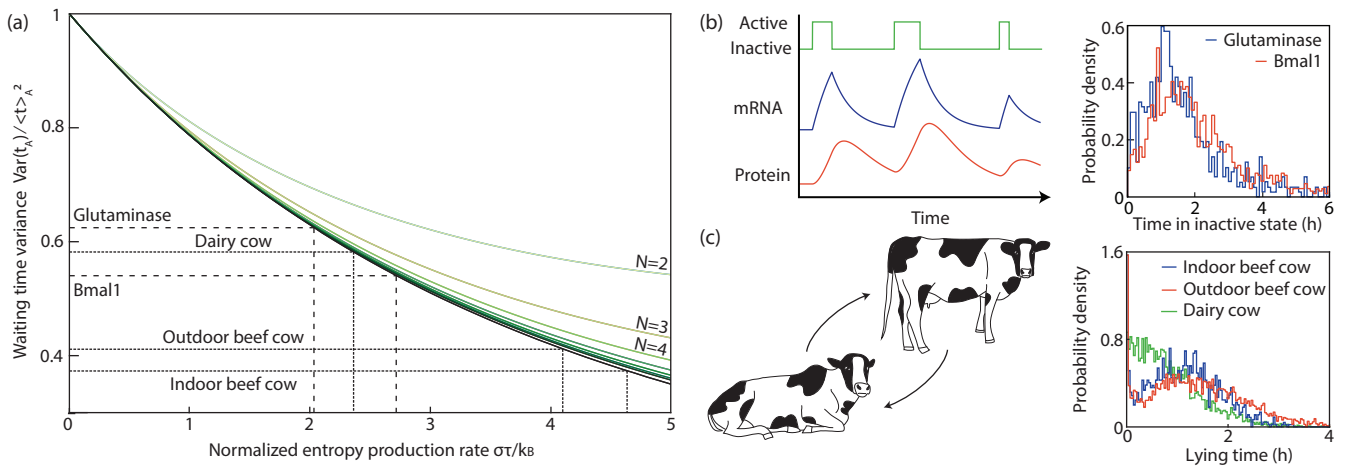


FIG. 2. Bounding the EPR from a single limiting curve. (a) All realizable systems lie above the curve Λ (black) which represents the optimal variance-entropy production trade-off. Minimizing over increasing numbers of internal states leads to rapid convergence, with results shown for up to 8 internal states (green). Given measured values of the waiting time variance, a lower bound on entropy production can be read off, as demonstrated here for experimental data in (b, dashed) and (c, dotted). (b) Genes stochastically switch from being active to inactive, mRNA is produced when the gene is active, proteins are produced when mRNA is present and both stochastically degrade (left). The distribution of time the gene spends in the inactive state as measured in recent experiments, for the genes Glutaminase and Bmal1 (right, see also Fig. 2C in Ref. [16]). (c) Distribution of time cows spent lying before standing across three experiments from Ref. [27].

rapidly as the number N of internal states of A is increased [Fig. 2(a)]. Given the tabulated values of Λ , we can apply Eq. (7) directly to experimental data. Before doing so, it is instructive to demonstrate the usefulness of σ_T in simulations of an active sensor.

To perform vital functions like chemotaxis, cells sense chemical concentration levels within their environment [8] through the stochastic binding and unbinding of molecules at surface receptors [9] [Fig. 3(a)]. Recent works [8, 9, 41] showed that active sensors can overcome the equilibrium Berg-Purcell sensing limit by expending energy, with a trade-off between increased sensing accuracy, and energy expended. We apply Eq. (7) to a simple model of an active sensor [9], with the receptor system modeled as a ring with 5 states, one of which corresponds to an unbound receptor, and with 4 internal states corresponding to a bound receptor [Fig. 3(a)]. The rate of clockwise transitions is taken to be W_+ , with counter-clockwise transitions occurring at rate $W_- < W_+$, resulting in an EPR of $\sigma = (W_+ - W_-) \log(W_+/W_-)$. The σ_T bound is reasonably close to the exact value σ in intermediate regimes of entropy production [Fig. 3(c)]. For small values of σ , the same variance could be generated by an equilibrium process, whereas for large values the variance could be generated at much lower cost by a system with more internal states [28]. The original thermodynamic uncertainty relation (TUR) [18], whilst a powerful tool for inference [19, 20], cannot gain nontrivial bounds for this system, as there are no observed currents. A more recently introduced TUR [9, 28], relating the mean and variance of the fraction of time spent in a metastate to

the EPR, is the only existing estimator which we are aware of that can yield a nontrivial bound. Figure 3(c) shows that the TUR bound is substantially lower, and for a finite sample size has a much larger variance, thus requiring a large amount of data for a reliable prediction compared to σ_T .

As the first of many experimental applications of σ_T , we consider stochastic gene regulatory networks [42, 43]. Cells regulate the intra-cellular concentration of proteins, changing the concentration in response to external stimuli, or maintaining a constant level by balancing production and degradation [43]. Proteins are created by enzymes translating mRNA, which in turn is transcribed by enzymes from DNA instructions or genes [44]. Genes switch between active and inactive metastates, the rate of switching regulated by protein concentration, amongst other things, and whilst active mRNA is transcribed [42] [Fig. 2(b)]. By examining the distribution of times which a gene spends inactive, we can deduce that the regulatory system is out-of-equilibrium. Recent experiments [16] on mammalian gene transcription measured the times for which certain genes were active or inactive. From the histogram of inactivity periods [Fig. 2(b)] for the Glutaminase gene, one finds $\langle t^2 \rangle_{\text{off}} / \langle t \rangle_{\text{off}}^2 = 1.6$ and $\tau = 0.9\text{h}$, so that $\sigma \geq 2.2k_B/\text{h}$, whereas for the Bmal1 promotor, $\langle t^2 \rangle_{\text{off}} / \langle t \rangle_{\text{off}}^2 = 1.5$ and $\tau = 1.1\text{h}$, resulting in $\sigma \geq 2.4k_B/\text{h}$.

From complex neural networks to simple feedback loops, living systems make decisions on which behavior to execute, and such decision making requires the expenditure of free energy [45]. Recent experiments identified

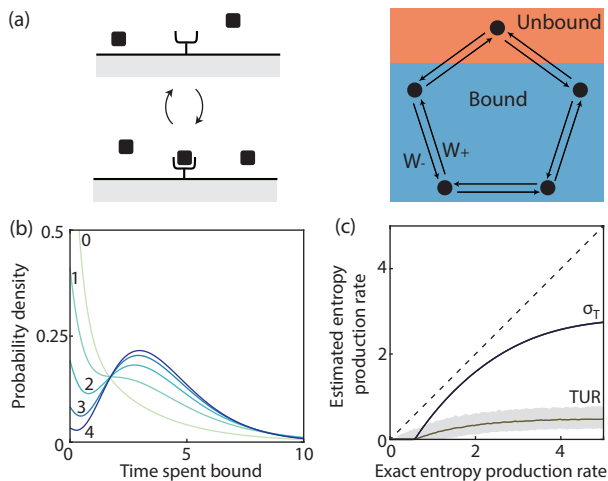


FIG. 3. Bounding the EPR of a model active sensor. (a) Cells sense through receptors on their surface, which detect concentration of some molecular species (black squares) by switching between unbound (top left) and bound (bottom left) configurations. We consider a simple model of a sensor, with 4 internal states for the bound receptor configuration [9]. Clockwise transitions occur at a rate W_+ , counter-clockwise with rate W_- . (b) Distribution of time spent bound for $\sigma = 0, 1, 2, 3, 4$ with $k_B = 1 = W_+$, $W_- \leq 1$. (c) Estimates of the EPR as a function of the exact EPR, σ , as calculated from 200 trajectories of length $T = 2000$ for each value of σ . The σ_T and TUR estimators are shown with 95% range of predictions.

behavioral states of different organisms [46, 47]. From dynamics on these metastates, it is possible to bound the EPR [47]. By attaching sensors to cows, the authors of Ref. [27] recorded whether the cows were standing or lying, as well as the waiting time distribution of each [Fig. 2(c)]. From the time the cows spend lying (metastate A), we can calculate a non-zero bound on the EPR. Specifically, for the three experiments involving pregnant indoor-housed beef cows, out-wintered beef cows, and indoor-housed dairy cows [27], we find $\sigma_T = 4.1k_B/h, 3.2k_B/h, 2.4k_B/h$, respectively. Assuming $k_B T \approx 9.9 \times 10^{-22}$ Cal, we can therefore deduce that the cows consume at least 2.4×10^{-21} Cal/h, in deciding whether to lie or stand. While this is a significant underestimate, the σ_T -estimator does not assume any specific model of the decision making process, and so does not require the cows to ‘possess spherical symmetry’ [48].

The systems considered so far could be interpreted as timers; by paying an energetic cost they control the time spent in a subset of states more precisely than an equilibrium system would allow. Previous studies of biological clocks assume measurements of time are performed by counting the number of full cycles around a circular network topology [29], although such analysis can be extended to more general biological oscillators [30, 32]. However, the resulting TUR bound cannot be straightforwardly converted into bounds on $\text{Var } t_A$, and moreover

the networks which saturate the TUR bound do no better than equilibrium systems at minimizing $\text{Var } t_A$ [28]. To elucidate the relationship between σ and $\text{Var } t_A$, one can neglect the dynamics of metastate B by letting $\langle t \rangle_B \rightarrow 0$, so that $\sigma \geq (2k_B/\langle t \rangle_A)\Lambda(\text{Var } t_A/\langle t \rangle_A^2)$. Our particular goal is to estimate a bound on the EPR of precise timers exhibiting small variance $\text{Var } t_A/\langle t \rangle_A^2 \ll 1$, such as heart beats.

Unfortunately, it is not feasible to explore the limit $\text{Var } t_A \rightarrow 0$ numerically, as for a fixed number, N , of states in A , the largest precision possible is $\text{Var } t_A/\langle t \rangle_A^2 \geq 1/N$, and numerical minimization becomes prohibitively expensive for $N \gtrsim 20$ [28]. To gain analytical insight, we consider the continuum limit of an infinite number of internal states, $N \rightarrow \infty$, such that the dynamics in A can be represented by a Langevin equation [28, 50]. A continuous system can be approximated arbitrarily well by a discrete system [28, 39, 51], but a general discrete system need not be well approximated by a continuous Langevin equation [28, 52–54], so by searching over the space of Langevin dynamics we will find an upper bound on the true optimal precision *vs.* entropy trade-off curve [28]. In the limit of infinite precision, $\text{Var } t_A/\langle t \rangle_A^2 \rightarrow 0$, we find analytically [28] the asymptotic relation, $\text{Var } t_A/\langle t \rangle_A^2 = 1/\hat{\sigma} + 4 \ln \hat{\sigma}/\hat{\sigma}^2 + o(\ln \hat{\sigma}/\hat{\sigma}^2)$, where $\hat{\sigma} = \sigma \langle t \rangle_A/2k_B$; achieving this in practice would require many internal states, a common trade-off in stochastic networks [30, 55, 56]. We apply this asymptotic prediction to heart beat data [57] for humans [34] and other species [33]. Although the precision of the observed beating patterns renders numerical σ_T -estimates unfeasible, the asymptotic formula implies entropic costs of at least $280k_B/s, 480k_B/s, 270k_B/s, 2360k_B/s$ to maintain the heartbeats for young humans, older humans, dogs, and mice, respectively (Fig. 4).

In addition to the systems discussed above, non-equilibrium waiting time distributions have been measured for switching processes in cell fate decision making [58], dwell times of kinesin motors [59, 60], cluster lifetimes of RNA polymerase [61], the directional switching of the bacterial motor [38, 62], swim-turn dynamics of algae and bacteria [63, 64], direction reversal in swarming bacteria [65–67], the repolarization times of migrating cancer cells [68], visual perception switching between metastable states [69], and the duration of animal and insect flights [70, 71]. The framework introduced here makes it possible to bound the extent to which these systems are out-of-equilibrium (Table S1) and, thereby, to quantify the trade-offs which biological systems are forced to make.

This work was supported by a MathWorks Fellowship (D.J.S.), a James S. McDonnell Foundation Complex Systems Scholar Award (J.D.), and the Robert E. Collins Distinguished Scholar Fund (J.D.). We thank the MIT SuperCloud and Lincoln Laboratory Supercomputing Center for providing HPC resources. The source

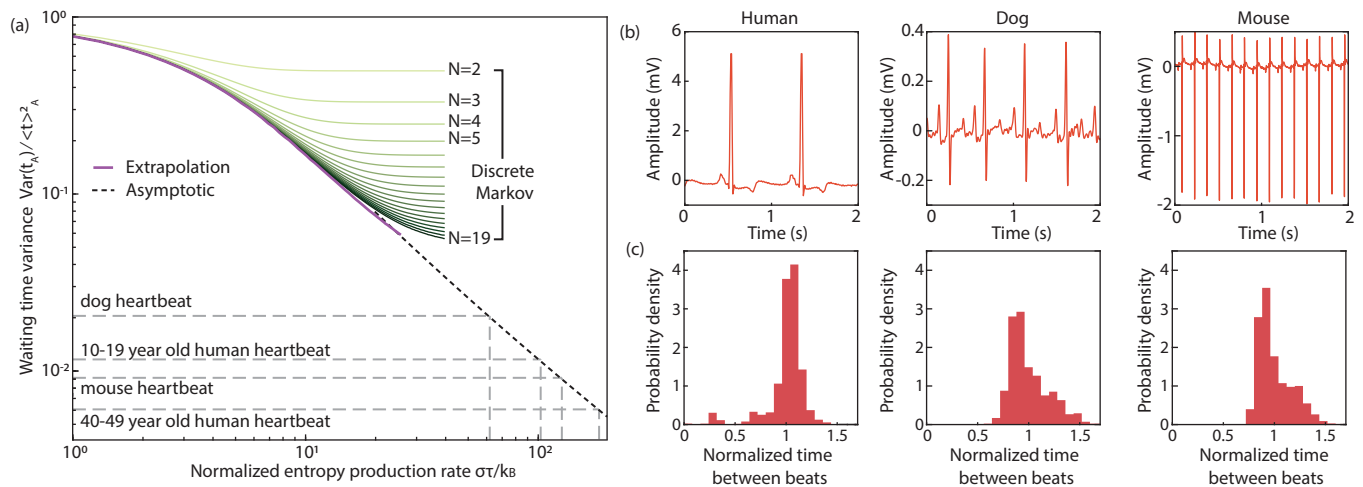


FIG. 4. EPR in the small variance limit. (a) Numerical optimization (green) is only feasible for small σ , although extrapolating to $N = \infty$ extends this range (purple). Alternatively, the asymptotic limit of a continuous Langevin system extends beyond the range of finite networks (dashed). Using the asymptotic relation, we can examine the entropic cost of building an oscillator as precise as a heartbeat across different species (grey dotted). (b) Typical ECG measurements of heartbeats for humans, dogs and mice [33, 49]. (c) Distribution of time between beats, scaled so the mean time is 1, from a single experiment from each species.

code is available at <https://github.com/Dom-Skinner/EntropyProductionFromWaitingTimes>.

- [1] J. M. R. Parrondo, C. V. den Broeck, and R. Kawai, *New J. Phys.* **11**, 073008 (2009).
- [2] J. L. England, *J. Chem. Phys.* **139**, 121923 (2013).
- [3] P. Wang, L. Robert, J. Pelletier, W. L. Dang, F. Taddei, A. Wright, and S. Jun, *Curr. Biol.* **20**, 1099 (2010).
- [4] J. A. Nirody, Y.-R. Sun, and C.-J. Lo, *Adv. Phys.: X* **2**, 324 (2017).
- [5] U. Seifert, *Rep. Prog. Phys.* **75**, 126001 (2012).
- [6] C. Maes, F. Redig, and M. Verschuere, *J. Stat. Phys.* **106**, 569 (2002).
- [7] C. Battle, C. P. Broedersz, N. Fakhri, V. F. Geyer, J. Howard, C. F. Schmidt, and F. C. MacKintosh, *Science* **352**, 604 (2016).
- [8] G. Lan, P. Sartori, S. Neumann, V. Sourjik, and Y. Tu, *Nat. Phys.* **8**, 422 (2012).
- [9] S. E. Harvey, S. Lahiri, and S. Ganguli, [arXiv:2002.10567](https://arxiv.org/abs/2002.10567).
- [10] K. Thurley, S. C. Tovey, G. Moenke, V. L. Prince, A. Meena, A. P. Thomas, A. Skupin, C. W. Taylor, and M. Falcke, *Sci. Signal.* **7**, ra59 (2014).
- [11] Y. Cao, H. Wang, Q. Ouyang, and Y. Tu, *Nat. Phys.* **11**, 772 (2015).
- [12] U. Seifert, *Phys. Rev. Lett.* **95**, 040602 (2005).
- [13] U. Seifert, *Ann. Rev. Cond. Matter Phys.* **10**, 171 (2019).
- [14] M. Esposito, *Phys. Rev. E* **85**, 041125 (2012).
- [15] G. Teza and A. L. Stella, *Phys. Rev. Lett.* **125**, 110601 (2020).
- [16] D. M. Suter, N. Molina, D. Gatfield, K. Schneider, U. Schibler, and F. Naef, *Science* **332**, 472 (2011).
- [17] M. Skoge, S. Naqvi, Y. Meir, and N. S. Wingreen, *Phys. Rev. Lett.* **110**, 248102 (2013).
- [18] T. R. Gingrich, J. M. Horowitz, N. Perunov, and J. L. England, *Phys. Rev. Lett.* **116**, 120601 (2016).
- [19] J. Li, J. M. Horowitz, T. R. Gingrich, and N. Fakhri, *Nat. Commun.* **10**, 1666 (2019).
- [20] J. M. Horowitz and T. R. Gingrich, *Nat. Phys.* **16**, 15 (2020).
- [21] M. Poletini and M. Esposito, *Phys. Rev. Lett.* **119**, 240601 (2017).
- [22] F. S. Gnesotto, G. Gradziuk, P. Ronceray, and C. P. Broedersz, *Nat. Commun.* **11**, 5378 (2020).
- [23] E. Roldán and J. M. R. Parrondo, *Phys. Rev. Lett.* **105**, 150607 (2010).
- [24] I. A. Martínez, G. Bisker, J. M. Horowitz, and J. M. R. Parrondo, *Nat. Commun.* **10**, 3542 (2019).
- [25] É. Roldán, J. Barral, P. Martin, J. M. R. Parrondo, and F. Jülicher, [arXiv:1803.04743](https://arxiv.org/abs/1803.04743).
- [26] T. Van Vu, V. T. Vo, and Y. Hasegawa, *Phys. Rev. E* **101**, 042138 (2020).
- [27] B. J. Tolkamp, M. J. Haskell, F. M. Langford, D. J. Roberts, and C. A. Morgan, *Appl. Animal Behav. Sci.* **124**, 1 (2010).
- [28] Supplementary Information.
- [29] A. C. Barato and U. Seifert, *Phys. Rev. X* **6**, 041053 (2016).
- [30] R. Marsland, W. Cui, and J. M. Horowitz, *J. Royal Soc. Interface* **16**, 20190098 (2019).
- [31] A. N. Pearson, Y. Guryanova, P. Erker, E. A. Laird, G. A. D. Briggs, M. Huber, and N. Ares, *Phys. Rev. X* **11**, 021029 (2021).
- [32] C. del Junco and S. Vaikuntanathan, *J. Chem. Phys.* **152**, 055101 (2020).
- [33] J. A. Behar, A. A. Rosenberg, I. Weiser-Bitoun, O. Shemla, A. Alexandrovich, E. Konyukhov, and Y. Yaniv, *Front. Physiol.* **9**, 1390 (2018).
- [34] K. Umetani, D. H. Singer, R. McCraty, and M. Atkinson, *J. Am. Coll. Cardiol.* **31**, 593 (1998).
- [35] N. G. Van Kampen, *Stochastic processes in physics and*

- chemistry*, Vol. 1 (Elsevier, 1992).
- [36] G. Rubino and B. Sericola, *J. Appl. Prob.* **26**, 744 (1989).
 - [37] H. Ge and H. Qian, *Phys. Rev. E* **87**, 062125 (2013).
 - [38] Y. Tu, *Proc. Natl Acad. Sci. U.S.A.* **105**, 11737 (2008).
 - [39] D. J. Skinner and J. Dunkel, *Proc. Nat. Acad. Sci. U.S.A.* **118**, e2024300118 (2021).
 - [40] A. M. Jurgens and J. P. Crutchfield, *J. Stat. Phys.* **183**, 32 (2021).
 - [41] A. H. Lang, C. K. Fisher, T. Mora, and P. Mehta, *Phys. Rev. Lett.* **113**, 148103 (2014).
 - [42] C. Jia, P. Xie, M. Chen, and M. Q. Zhang, *Sci. Rep.* **7**, 16037 (2017).
 - [43] P. C. Bressloff, *J. Phys. A* **50**, 133001 (2017).
 - [44] J. Paulsson, *Phys. Life Rev.* **2**, 157 (2005).
 - [45] P. Mehta and D. J. Schwab, *Proc. Natl Acad. Sci. U.S.A.* **109**, 17978 (2012).
 - [46] N. Cermak, S. K. Yu, R. Clark, Y.-C. Huang, S. N. Baskoylu, and S. W. Flavell, *eLife* **9**, e57093 (2020).
 - [47] K. Y. Wan and R. E. Goldstein, *Phys. Rev. Lett.* **121**, 058103 (2018).
 - [48] S. D. Stellman, *Science* **182**, 1296 (1973).
 - [49] A. L. Goldberger, L. A. N. Amaral, L. Glass, J. M. Hausdorff, P. C. Ivanov, R. G. Mark, J. E. Mietus, G. B. Moody, C.-K. Peng, and H. E. Stanley, *Circulation* **101**, e215 (2000).
 - [50] G. A. Pavliotis, *Stochastic processes and applications*, Vol. 60 (Springer, 2014).
 - [51] V. Y. Chernyak, M. Chertkov, and C. Jarzynski, *J. Stat. Mech.* **2006**, P08001 (2006).
 - [52] D. M. Busiello, J. Hidalgo, and A. Maritan, *New J. Phys.* **21**, 073004 (2019).
 - [53] T. Herpich, K. Shayanfar, and M. Esposito, *Phys. Rev. E* **101**, 022116 (2020).
 - [54] J. M. Horowitz, *J. Chem. Phys.* **143**, 044111 (2015).
 - [55] I. Lestas, G. Vinnicombe, and J. Paulsson, *Nature* **467**, 174 (2010).
 - [56] J. Yan, A. Hilfinger, G. Vinnicombe, and J. Paulsson, *Phys. Rev. Lett.* **123**, 108101 (2019).
 - [57] M. Costa, A. L. Goldberger, and C.-K. Peng, *Phys. Rev. Lett.* **95**, 198102 (2005).
 - [58] T. M. Norman, N. D. Lord, J. Paulsson, and R. Losick, *Nature* **503**, 481 (2013).
 - [59] H. Isojima, R. Iino, Y. Niitani, H. Noji, and M. Tomishige, *Nat. Chem. Biol.* **12**, 290 (2016).
 - [60] C. L. Asbury, A. N. Fehr, and S. M. Block, *Science* **302**, 2130 (2003).
 - [61] I. I. Cisse, I. Izeddin, S. Z. Causse, L. Boudarene, A. Senecal, L. Muresan, C. Dugast-Darzacq, B. Hajj, M. Dahan, and X. Darzacq, *Science* **341**, 664 (2013).
 - [62] F. Bai, R. W. Branch, D. V. Nicolau, T. Pilizota, B. C. Steel, P. K. Maini, and R. M. Berry, *Science* **327**, 685 (2010).
 - [63] M. Theves, J. Taktikos, V. Zaburdaev, H. Stark, and C. Beta, *Biophys. J.* **105**, 1915 (2013).
 - [64] M. Polin, I. Tuval, K. Drescher, J. P. Gollub, and R. E. Goldstein, *Science* **325**, 487 (2009).
 - [65] Y. Wu, A. D. Kaiser, Y. Jiang, and M. S. Alber, *Proc. Natl Acad. Sci. U.S.A.* **106**, 1222 (2009).
 - [66] O. Sliusarenko, J. Neu, D. R. Zusman, and G. Oster, *Proc. Natl Acad. Sci. U.S.A.* **103**, 1534 (2006).
 - [67] A. Be'er, S. K. Strain, R. A. Hernández, E. Ben-Jacob, and E.-L. Florin, *J. Bacteriol.* **195**, 2709 (2013).
 - [68] F. Zhou, S. A. Schaffer, C. Schreiber, F. J. Segerer, A. Goychuk, E. Frey, and J. O. Rädler, *PLOS ONE* **15**, e0230679 (2020).
 - [69] K. Krug, E. Brunskill, A. Scarna, G. M. Goodwin, and A. J. Parker, *Proc. Royal Soc. B* **275**, 1839 (2008).
 - [70] K. H. Elliott, R. D. Bull, A. J. Gaston, and G. K. Davoren, *Behav. Ecol. Sociobiol.* **63**, 1773 (2009).
 - [71] N. E. Raine and L. Chittka, *Entomol. Gen.* **29**, 179 (2007).

Supplementary information: Estimating entropy production from waiting time distributions

Dominic J. Skinner¹ and Jörn Dunkel¹

¹*Department of Mathematics, Massachusetts Institute of Technology, Cambridge Massachusetts 02139-4307, USA*
(Dated: July 26, 2021)

CONTENTS

Introduction and preliminaries	1
Non-monotonic waiting times imply out of equilibrium dynamics	3
Numerical minimization	4
Asymptotic solution	6
Small entropy asymptotics	6
Large entropy asymptotics	8
Numerical convergence	10
Thermodynamic Uncertainty Relation	11
Active sensor	11
Random transition rates	12
Continuous Langevin system	12
Numerical minimization	15
Analytic gradients	16
Asymptotic limit	20
Further examples from the literature	21
References	21

INTRODUCTION AND PRELIMINARIES

We start with Markovian dynamics on a finite set of discrete states, $(1, \dots, N_T)$, where a stochastic transition between states i and j occurs at a rate $W_{ij} \geq 0$. It follows that a probability distribution, $p_i(t)$ evolves through the master equation

$$\frac{d}{dt}p_i = \sum_j p_j W_{ji}, \quad (\text{S1})$$

with $W_{ii} = -\sum_{j \neq i} W_{ij}$. For irreducible, recurrent systems, meaning there exists a path of non-zero probability between any two states, the system has a unique steady-state distribution, π_i , satisfying $\sum_j \pi_j W_{ji} = 0$ for all i , and all initial conditions will tend to this distribution. The steady state average entropy production rate is

$$\sigma = k_B \sum_{i,j} \pi_i W_{ij} \log \frac{\pi_i W_{ij}}{\pi_j W_{ji}}. \quad (\text{S2})$$

Entropy production can be defined along single trajectories for systems starting with arbitrary probability distributions, but here we only consider this steady state expression [S1]. While we formally assume a mathematical non-equilibrium steady state (NESS), our bound on entropy production rate will extend to systems which are not a true NESS, but instead represent a quasi-stationary state (QSS) [S2, S3]. For an isothermal NESS at temperature T , $T\sigma$ can be interpreted as a physical heat, but in an isothermal QSS this interpretation no longer holds [S2]. However, $T\sigma$ retains the interpretation of a rate of free energy dissipation in both [S2]. Therefore, when there is a time scale separation between Markov dynamics on the discrete states and dynamics longer than the observation period, over which the transition rates may change, our estimator will be able to bound the entropy production rate, and $T\sigma_T$ will be a lower bound for the free energy dissipation rate [S2, S3].

An equivalent form of Eq. (S2), is given by

$$\begin{aligned}
k_B \sum_{i,j} \pi_i W_{ij} \log \frac{\pi_i W_{ij}}{\pi_j W_{ji}} &= k_B \sum_{i,j} \pi_i W_{ij} \log \frac{W_{ij}}{W_{ji}} + k_B \sum_{i,j} \pi_i W_{ij} \log \frac{\pi_i}{\pi_j} \\
&= k_B \sum_{i,j} \pi_i W_{ij} \log \frac{W_{ij}}{W_{ji}} + k_B \sum_i \pi_i \left[\sum_j W_{ij} \right] \log \pi_i - k_B \sum_j \left[\sum_i \pi_i W_{ij} \right] \log \pi_j \\
&= k_B \sum_{i,j} \pi_i W_{ij} \log \frac{W_{ij}}{W_{ji}},
\end{aligned} \tag{S3}$$

since $\sum_j W_{ij} = \sum_i \pi_i W_{ij} = 0$, and this form is often stated as the entropy production rate [S1]. We also note here that upon arrival at a state i , the distribution of time spent in that state is exponentially distributed with parameter $\lambda = -W_{ii}$.

Once the $N_T(N_T - 1)/2$ transition rates $W_{ij} \geq 0$, $i \neq j$ are specified, the steady state distribution follows from the eigenvalue problem, and the entropy production rate can then be computed. It will later be useful to take an alternative formulation where we specify $N_T(N_T - 1)/2$ rates of mass transfer, $n_{ij} = \pi_i W_{ij}$, together with the steady state distribution π_i , and N_T linear constraints $\sum_j n_{ij} = \sum_j n_{ji}$. After choosing n_{ij} and π_i , we easily recover the transition rates as $W_{ij} = n_{ij}/\pi_i$, for $i \neq j$, $W_{ii} = -\sum_{j \neq i} W_{ij} = -\sum_{j \neq i} n_{ij}/\pi_i$. We see that the relation $\sum \pi_i W_{ij} = 0$ is satisfied, since this then becomes equivalent to the linear constraint on n_{ij} which was imposed. From Eq. (S3), we see that now σ depends only on the values of n_{ij} , and so π_i can be specified independently.

We now consider a system with two coarse grained metastates. Typically, we will consider the case where only two coarse grained states are accessible because of experimental constraints. However, we can also apply our framework if more than two metastates are accessible, as we are free to coarse grain further into just two states. Calling these metastates A and B , we suppose that the first N micro-states belong to the metastate A , with $1 \leq N < N_T$. We can then write W as a block matrix, such that

$$W = \begin{pmatrix} W_A & W_{AB} \\ W_{BA} & W_B \end{pmatrix}, \tag{S4}$$

where W_A is of size $N \times N$ and represents the within A transition rates. We then have the following lemma from Ref. [S4].

Lemma 1. *For any such Markovian process in the stationary distribution, upon entering A , the distribution of time spent in A before leaving is given by $f_A(t) = \frac{1}{K} \pi_A W_A^2 \exp(W_A t) \mathbf{1}^\top$, where $K = -\pi_A W_A \mathbf{1}^\top$ and $\mathbf{1}$ is a vector of ones.*

From this lemma, it is straightforward to derive the moment statistics of the time spent in A , as

$$\begin{aligned}
\langle t^k \rangle_A &= \int_0^\infty t^k f_A(t) dt \\
&= \left[t^k \frac{1}{K} \pi_A W_A^2 \exp(W_A t) \mathbf{1}^\top \right]_{t=0}^\infty - \int_0^\infty k t^{k-1} \frac{1}{K} \pi_A W_A \exp(W_A t) \mathbf{1}^\top dt \\
&= (-1)^k k! \int_0^\infty \frac{1}{K} \pi_A W_A^{2-k} \exp(W_A t) \mathbf{1}^\top dt \\
&= (-1)^{k+1} k! \pi_A W_A^{1-k} \mathbf{1}^\top / K,
\end{aligned} \tag{S5}$$

and similar for B .

NON-MONOTONIC WAITING TIMES IMPLY OUT OF EQUILIBRIUM DYNAMICS

We rederive an expression for the waiting time distributions for a system in equilibrium, found earlier in Ref. [S5]. We start with the expression for the waiting time distribution for metastate A , $f_A(t) = \frac{1}{K} \pi_A W_A^2 \exp(W_A t) \mathbf{1}^\top$, which holds regardless of whether detailed balance holds. If we further assume that the system is in thermal equilibrium so detailed balance applies, $\pi_i W_{ij} = \pi_j W_{ji}$, then W is diagonalizable [S6]. Specifically, we can define a new matrix

$$D_{ij} = \frac{\sqrt{\pi_{Ai}} W_{ij}^A}{\sqrt{\pi_{Aj}}} = \frac{\sqrt{\pi_{Aj}} W_{ji}^A}{\sqrt{\pi_{Ai}}} = D_{ji}, \tag{S6}$$

which is symmetric by construction. Therefore, D admits a spectral decomposition,

$$D_{ij} = \sum_k \lambda_k w_i^k w_j^k, \tag{S7}$$

where λ_k are the real eigenvalues, and w^k are the orthonormal eigenvectors. Since D is related to W through a similarity transformation, $D = \Lambda W \Lambda^{-1}$, with $\Lambda_{ij} = \delta_{ij} \sqrt{\pi_{Ai}}$, we have that

$$f_A(t) = \frac{1}{K} \pi_A \Lambda^{-1} D^2 \exp(Dt) \Lambda \mathbf{1}^\top, \tag{S8}$$

where $[D^2 \exp(Dt)]_{ij} = \sum_k \lambda_k^2 e^{\lambda_k t} w_i^k w_j^k$. Therefore,

$$\begin{aligned}
f_A(t) &= \frac{1}{K} \sum_{i,j} \sqrt{\pi_{Ai}} \left(\sum_k \lambda_k^2 e^{\lambda_k t} w_i^k w_j^k \right) \sqrt{\pi_{Aj}} \\
&= \frac{1}{K} \sum_k \lambda_k^2 e^{\lambda_k t} \langle \sqrt{\pi_A}, w^k \rangle^2.
\end{aligned} \tag{S9}$$

As this represents a waiting time probability distribution which is normalizable, $f_A \rightarrow 0$ as $t \rightarrow \infty$, and so $\lambda_i < 0$, but $\lambda_k^2 \langle \sqrt{\pi_A}, w^k \rangle^2 \geq 0$, so $f_A(t)$ is the sum of decaying exponentials, each with a non-negative weight. There are several natural corollaries of this result. As noted by Ref. [S5], this implies that waiting time distributions of equilibrium systems are monotonically decaying functions, and all derivatives are monotonic as well (see Eq. (1) and (2) in Ref [S5]). Here, we also note that the requirement that $f_A = \sum_i p_i |\lambda_i| \exp(-|\lambda_i|t)$, for $p_i > 0$, $\lambda_i < 0$, $\sum_i p_i = 1$, implies the moments $\langle t^n \rangle_A = n! \sum_i p_i / |\lambda_i|^n$, and hence the Cauchy-Schwarz inequality implies that

$$\left(\sum_i p_i / |\lambda_i| \right)^2 \leq \left(\sum_i p_i / \lambda_i^2 \right) \left(\sum_i p_i \right), \tag{S10}$$

and so $2\langle t \rangle_A^2 \leq \langle t^2 \rangle_A$ for equilibrium systems.

NUMERICAL MINIMIZATION

As discussed in the main text, we focus on the numerical minimization problem of finding the curve

$$\Lambda(\theta) = \min_{\mathcal{R}} \{ \sigma(\mathcal{R}) / k_B | \langle t \rangle_{A,\mathcal{R}} = \langle t \rangle_{B,\mathcal{R}} = 1, \langle t^2 \rangle_{A,\mathcal{R}} = \theta \}, \quad (\text{S11})$$

which yields the bound

$$\sigma \geq \frac{2k_B}{\langle t \rangle_A + \langle t \rangle_B} \Lambda \left(\frac{\langle t^2 \rangle_A}{\langle t \rangle_A^2} \right), \quad (\text{S12})$$

for an arbitrary system. More specifically, finding Λ results in the following constrained minimization problem,

$$\begin{aligned} \Lambda(\theta) &= \min_{n,\pi} \sum_{i < j} (n_{ij} - n_{ji}) \log \left(\frac{n_{ij}}{n_{ji}} \right), \\ \text{s.t. } \pi_A \mathbf{1}^\top &= \pi_B \mathbf{1}^\top = -\mathbf{1} n_A \mathbf{1}^\top = 1/2, \\ &- 4\pi_A n_A^{-1} \pi_A^\top = \theta, \\ \pi &\geq 0, \quad n_{ij} \geq 0, \quad n_{ii} = -\sum_{j \neq i} n_{ij} = -\sum_{j \neq i} n_{ji}, \end{aligned} \quad (\text{S13})$$

where the minimum is taken over all possible network topologies. We consider the subproblem $\Lambda_{N,M}(\theta)$, where the minimum is taken over N internal states of A (we take these as $i = 1, \dots, N$), and M internal states of B . We make the following claim

Lemma 2. *The minimum is achieved when only 1 internal state of B , ($M = 1$), is used.*

To see this, start from any solution that satisfies the constraints with M internal states of B . Then take $(\pi_{N+1}, \dots, \pi_{N+M}) \mapsto \hat{\pi}_{N+1} = 1/2$, and for $i \leq N$, $(n_{i,N+1}, \dots, n_{i,N+M}) \mapsto \hat{n}_{i,N+1} = \sum_j n_{i,N+j}$, similar for $\hat{n}_{N+1,i}$, and $\hat{n}_{N+1,N+1} = -\sum_{i \leq N} \hat{n}_{i,N+1}$. This new system satisfies the constraints, as the θ constraint does not depend on n_B . To see that the entropy production rate does not increase, note that

$$\begin{aligned} \sum_{i < j} (n_{ij} - n_{ji}) \log \left(\frac{n_{ij}}{n_{ji}} \right) &\geq \left(\sum_{i < j \leq N} + \sum_{i \leq N, j > N} \right) (n_{ij} - n_{ji}) \log \left(\frac{n_{ij}}{n_{ji}} \right) \\ &\geq \sum_{i < j \leq N} (n_{ij} - n_{ji}) \log \left(\frac{n_{ij}}{n_{ji}} \right) + \sum_{i \leq N} \left(\sum_{j > N} n_{ij} - \sum_{j > N} n_{ji} \right) \log \left(\frac{\sum_{j > N} n_{ij}}{\sum_{j > N} n_{ji}} \right) \\ &= \sum_{i < j \leq N} (\hat{n}_{ij} - \hat{n}_{ji}) \log \left(\frac{\hat{n}_{ij}}{\hat{n}_{ji}} \right) + \sum_{i \leq N} (\hat{n}_{i,N+1} - \hat{n}_{N+1,i}) \log \left(\frac{\hat{n}_{i,N+1}}{\hat{n}_{N+1,i}} \right), \end{aligned} \quad (\text{S14})$$

where we have used the convexity of the function $f(x, y) = (x - y) \log(x/y)$. Therefore, the new system \hat{n} produces entropy at a rate less than or equal to the original system, and so it is unnecessary to minimize over multiple internal states of B . Therefore, from now on, we compute numerically $\Lambda_N(\theta)$, where the minimum is taken over N internal states of A and a single internal state of B .

To perform numerical minimization, we perform a global optimization using MATLAB's `fmincon` function [S7], together with a global search strategy [S8], with random initial conditions. Since the curves $\Lambda_N(\theta)$ are monotonic, finding it is equivalent to fixing σ and minimizing θ , finding instead a curve $\theta = \Gamma_N(\sigma)$. We chose to solve this problem instead, as the minimization was found to converge more consistently, although both approaches are ultimately equivalent. We sample feasible initial conditions by first sampling a random matrix with positive entries, and successively projecting onto constraint subspaces until convergence,

where projection onto the entropy constraint is done approximately with a Newton step. We also supply the minimization algorithm with the gradient and Hessian information of the function and constraints, which we briefly derive here. We take n^A , π_A as our variables, with the remaining variables determined by the constraints, where $n_{ij}^A = n_{ij} = \pi_i W_{ij}$ for $i, j \leq N$. We therefore must consider the gradient and Hessian of

$$\sigma(n^A) = \sum_{i < j} (n_{ij}^A - n_{ji}^A) \log \left(\frac{n_{ij}^A}{n_{ji}^A} \right) + \sum_i (c_i - d_i) \log \left(\frac{c_i}{d_i} \right), \quad (\text{S15a})$$

$$f(n^A, \pi_A) = \pi_A (n^A)^{-1} \pi_A^\top, \quad (\text{S15b})$$

with $c_i = -\sum_j n_{ij}^A$, and $d_i = -\sum_j n_{ji}^A$, and we have defined $f = -\theta/4$ for clarity. We first note that

$$\frac{\partial [(n^A)^{-1}]_{ij}}{\partial n_{pq}^A} = -[(n^A)^{-1}]_{ip} [(n^A)^{-1}]_{qj}, \quad (\text{S16})$$

and define $y = (n^A)^{-1} \pi_A$, $z = (n^A)^{-T} \pi_A$, so that the first order derivatives in f are

$$\frac{\partial f}{\partial \pi_{Ai}} = ([(n^A)^{-1}]_{ij} + [(n^A)^{-1}]_{ji}) \pi_j = y_i + z_i, \quad (\text{S17a})$$

$$\frac{\partial f}{\partial n_{ij}^A} = -\pi_{Ai} [(n^A)^{-1}]_{ip} [(n^A)^{-1}]_{qj} \pi_{Aj} = -z_p y_q, \quad (\text{S17b})$$

and second order derivatives are

$$\begin{aligned} \frac{\partial^2 f}{\partial \pi_{Ai} \partial n_{pq}^A} &= - [[(n^A)^{-1}]_{ip} [(n^A)^{-1}]_{qj} + [(n^A)^{-1}]_{jp} [(n^A)^{-1}]_{qi}] \pi_{Aj} \\ &= - [(n^A)^{-1}]_{ip} y_q - z_p [(n^A)^{-1}]_{qi} \end{aligned} \quad (\text{S18a})$$

$$\frac{\partial^2 f}{\partial \pi_{Ai} \partial \pi_{Aj}} = [(n^A)^{-1}]_{ij} + [(n^A)^{-1}]_{ji} \quad (\text{S18b})$$

$$\begin{aligned} \frac{\partial^2 f}{\partial n_{pq}^A \partial n_{rs}^A} &= \pi_{Ai} [[(n^A)^{-1}]_{ir} [(n^A)^{-1}]_{sp} [(n^A)^{-1}]_{qj} + [(n^A)^{-1}]_{ip} [(n^A)^{-1}]_{qr} [(n^A)^{-1}]_{sj}] \pi_{Aj} \\ &= z_r [(n^A)^{-1}]_{sp} y_q + z_p [(n^A)^{-1}]_{qr} y_s. \end{aligned} \quad (\text{S18c})$$

Moving to σ , for the purposes of numerical stability, we replace $\log(a/b)$ with $\log((a+\epsilon)/(b+\epsilon))$, where ϵ is a small numerical parameter which ensures that the constraint and derivatives remain finite at the boundaries. We introduce the functions

$$g(a, b) = g(b, a) = (a - b) \log \left(\frac{a + \epsilon}{b + \epsilon} \right), \quad (\text{S19})$$

and

$$h(a, b) = \frac{\partial g}{\partial a} = \log \left(\frac{a + \epsilon}{b + \epsilon} \right) + \frac{a - b}{a + \epsilon}, \quad (\text{S20})$$

so that,

$$\sigma = \sum_{i < j} g(n_{ij}^A, n_{ji}^A) + \sum_i g(c_i, d_i), \quad (\text{S21})$$

where we recall that $c_i = -\sum_j n_{ij}^A$, and $d_i = -\sum_j n_{ji}^A$. To calculate the derivatives, we make use of

$$\frac{\partial c_i}{\partial n_{jk}^A} = -\delta_{ij}, \quad \frac{\partial d_i}{\partial n_{jk}^A} = -\delta_{ik}, \quad (\text{S22})$$

to find

$$\frac{\partial \sigma}{\partial n_{ij}^A} = h(n_{ij}^A, n_{ji}^A) - h(c_i, d_i) - h(d_j, c_j), \quad (\text{S23})$$

Defining the second derivative functions

$$h_a = \frac{\partial h}{\partial a} = \frac{a + b + 2\epsilon}{(a + \epsilon)^2}, \quad (\text{S24a})$$

$$h_b = \frac{\partial h}{\partial b} = -\frac{a + b + 2\epsilon}{(a + \epsilon)(b + \epsilon)}, \quad (\text{S24b})$$

we have that

$$\begin{aligned} \frac{\partial^2 \sigma}{\partial n_{ij}^A \partial n_{pq}^A} = & h_a(n_{ij}^A, n_{ji}^A) \delta_{ip} \delta_{jq} + h_b(n_{ij}^A, n_{ji}^A) \delta_{iq} \delta_{jp} \\ & + \delta_{ip} h_a(c_i, d_i) + \delta_{iq} h_b(c_i, d_i) \delta_{jq} h_a(d_j, c_j) + \delta_{jp} h_b(d_j, c_j) \end{aligned} \quad (\text{S25})$$

ASYMPTOTIC SOLUTION

Here, we derive analytically the small and large entropy asymptotics for a system with a fixed number, N , internal states within A . We use the asymptotic expansion notation $f(x) \sim a_0 f_0(x) + a_1 f_1(x)$ to mean that $f - a_0 f_0 = o(f_0)$, and $f - a_0 f_0 - a_1 f_1 = o(f_1)$ in the limit.

Small entropy asymptotics

Numerically we find that the small entropy asymptotic bound is achieved with $N = 2$. Here, we find the asymptotic form $\theta \sim 1 - \sigma/16$ for $\sigma \ll 1$. We take

$$n_A = \begin{bmatrix} A_{11} & A_{12} \\ A_{21} & A_{22} \end{bmatrix}, \quad (\text{S26})$$

so that we must minimize

$$\theta = \frac{-4}{A_{11}A_{22} - A_{12}A_{21}} \pi_A^\top \begin{bmatrix} A_{22} & -A_{12} \\ -A_{21} & A_{11} \end{bmatrix} \pi_A, \quad (\text{S27})$$

subject to

$$\begin{aligned} \sigma = & (A_{12} - A_{21}) \log \left(\frac{A_{12}}{A_{21}} \right) - (A_{12} - A_{21}) \log \left(\frac{A_{11} + A_{12}}{A_{11} + A_{21}} \right) - (A_{12} - A_{21}) \log \left(\frac{A_{22} + A_{12}}{A_{22} + A_{21}} \right) \\ -\frac{1}{2} = & A_{11} + A_{12} + A_{21} + A_{22}, \end{aligned} \quad (\text{S28})$$

in addition to the inequality constraints

$$A_{11}, A_{22} \leq 0, \quad (\text{S29a})$$

$$A_{12}, A_{21} \geq 0, \quad (\text{S29b})$$

$$A_{11} + A_{12}, A_{11} + A_{21}, A_{22} + A_{21}, A_{22} + A_{12} \leq 0. \quad (\text{S29c})$$

Let

$$A_{12} = \alpha + \beta, \quad A_{21} = \alpha - \beta, \quad (\text{S30})$$

and we assume that $\alpha = O(1)$. We have that

$$\theta = \frac{-4}{A_{11}A_{22} - \alpha^2 + \beta^2} \pi_A^\top \begin{bmatrix} A_{22} & -\alpha \\ -\alpha & A_{11} \end{bmatrix} \pi_A, \quad (\text{S31})$$

where, since $\pi_{A1} + \pi_{A2} = 1/2$, we have that

$$\begin{aligned} \theta &= \frac{-A_{22} + 4(A_{22} + \alpha)\pi_{A2} - 4(A_{11} + A_{22} + 2\alpha)\pi_{A2}^2}{A_{11}A_{22} - \alpha^2 + \beta^2}, \\ &= \frac{2\pi_{A2}^2 + 4(A_{22} + \alpha)\pi_{A2} - A_{22}}{A_{11}A_{22} - \alpha^2 + \beta^2}, \end{aligned} \quad (\text{S32})$$

since $A_{11} + A_{22} + 2\alpha = -1/2$. This is minimized when $\pi_{A2} = -(A_{22} + \alpha)$, so that

$$\theta = \frac{2A_{11}A_{22} - 2\alpha^2}{A_{11}A_{22} - \alpha^2 + \beta^2} \sim 2 - \frac{2\beta^2}{A_{11}A_{22} - \alpha^2}. \quad (\text{S33})$$

The leading order expression for the entropy production rate is,

$$\sigma = \frac{4\beta^2}{\alpha} - \frac{4\beta^2}{A_{11} + \alpha} - \frac{4\beta^2}{A_{22} + \alpha}. \quad (\text{S34})$$

Since we can interchange A_{11} , A_{22} without changing the function or constraints, the minimum has $A_{11} = A_{22}$, so that $A_{11} = -\alpha - 1/4$, and

$$\sigma = 4\beta^2(1/\alpha + 8), \quad (\text{S35})$$

so

$$\theta \sim 2 - \frac{8\alpha\sigma}{(1 + 8\alpha)^2}, \quad (\text{S36})$$

which is minimized when $\alpha = 1/8$, giving

$$\theta \sim 2 - \sigma/4. \quad (\text{S37})$$

As a consistency check, we observe

$$n_A = \begin{bmatrix} -\frac{3}{8} & \frac{1}{8} + \frac{\sqrt{\delta}}{8} \\ \frac{1}{8} - \frac{\sqrt{\delta}}{8} & -\frac{3}{8} \end{bmatrix}, \quad c = \begin{bmatrix} \frac{1}{4} - \frac{\sqrt{\delta}}{8}, \frac{1}{4} + \frac{\sqrt{\delta}}{8} \end{bmatrix}, \quad d = \begin{bmatrix} \frac{1}{4} + \frac{\sqrt{\delta}}{8}, \frac{1}{4} - \frac{\sqrt{\delta}}{8} \end{bmatrix} \quad (\text{S38})$$

which produces entropy at a rate

$$\sigma = \frac{\sqrt{\delta}}{4} \log \left(\frac{1 + \sqrt{\delta}}{1 - \sqrt{\delta}} \right) + \frac{\sqrt{\delta}}{2} \log \left(\frac{1 + \sqrt{\delta}/2}{1 - \sqrt{\delta}/2} \right) = \delta + O(\delta^3),$$

while

$$\theta = \frac{2}{1 + \delta^2/8} \sim 2 - \delta^2/4 + O(\delta^4) \quad (\text{S39})$$

This asymptotic solution agrees well with numerics for $\sigma \ll 1$, Fig. S1.

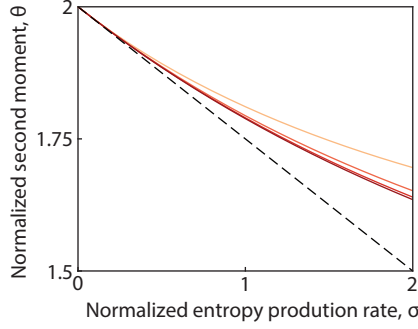


FIG. S1. Small entropy asymptotics, for $\sigma \ll 1$, predicts $\theta \sim 2 - \sigma/4$ (black dotted line), for the canonically rescaled system. This agrees well with numerical results shown in shades of red for $N = 2, 3, 4, 5$ internal states, which rapidly converge to a single curve.

Large entropy asymptotics

In the limit of infinite entropy production with a fixed number, N , of internal states in A , we can choose a deterministic path through the internal states, but uncertainty in the waiting time distribution still occurs due to the exponentially distributed dwell times in each internal state. However, the total uncertainty for the total wait duration can be minimized by choosing a path that sequentially moves through each internal state, so that

$$n^A = \frac{1}{2} \begin{bmatrix} -1 & 1 & & & \\ & -1 & 1 & & \\ & & \ddots & \ddots & \\ & & & -1 & 1 \\ & & & & -1 \end{bmatrix}, \quad (\text{S40})$$

with $c = (0, \dots, 0, 1/2)$, $d = (1/2, 0, \dots, 0)$, and

$$(n^A)^{-1} = -2 \begin{bmatrix} 1 & 1 & \dots & 1 \\ & 1 & 1 & \\ & & \ddots & \vdots \\ & & & 1 & 1 \\ & & & & 1 \end{bmatrix}, \quad (\text{S41})$$

and $\pi_A = \mathbf{1}/(2N)$, so $\theta = 1 + 1/N$. Thus with more states we can reach $\theta = 1$ in the $N \rightarrow \infty$ limit, corresponding to zero variance in wait time. Taking a perturbation from this solution, we find that to leading order

$$\begin{aligned} \delta\theta &= 4\pi_A^\top (n^A)^{-1} \delta n^A (n^A)^{-1} \pi_A - 4\pi_A^\top (n^A)^{-1} \delta\pi_A - 4\delta\pi_A^\top (n^A)^{-1} \pi_A \\ &= 4\pi_A^\top (n^A)^{-1} \delta n^A (n^A)^{-1} \pi_A + \pi_A^\top ((n^A)^{-1} + (n^A)^{-T}) \delta\pi_A \\ &= 4\pi_A^\top (n^A)^{-1} \delta n^A (n^A)^{-1} \pi_A, \end{aligned} \quad (\text{S42})$$

since $\pi_A = \mathbf{1}/(2N)$, and $[(n^A)^{-1} + (n^A)^{-T}]_{ij} = -2 - 2\delta_{ij}$, so the condition $\mathbf{1}^\top \delta\pi_A = 0$ causes the term linear in $\delta\pi_A$ to vanish. We can write

$$\delta\theta = 4 \sum_{i,j} X_{ij} \delta n_{ij}^A, \quad (\text{S43})$$

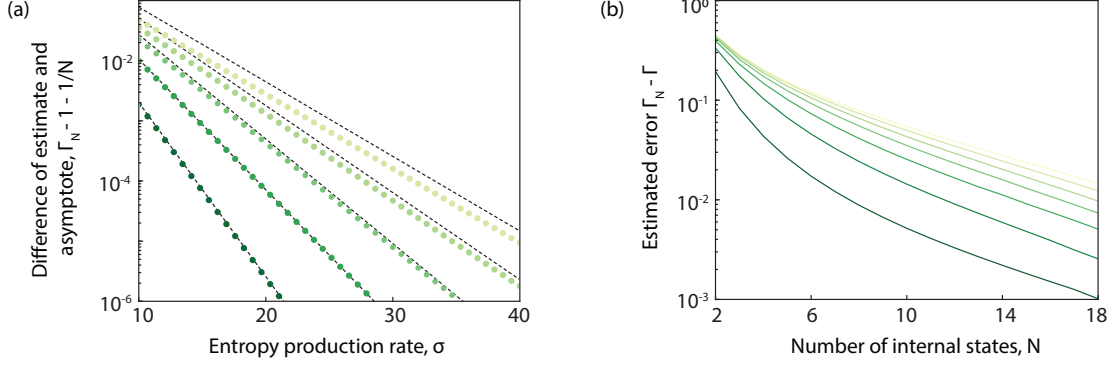


FIG. S2. (a) Numerical convergence of $\Gamma_N - 1 - 1/N \rightarrow 0$ as $\sigma \rightarrow \infty$, against predicted asymptotic formula, Eq. (S51). Curves for $2 \leq N \leq 6$ are shown from bottom to top (green points) together with respective asymptotic predictions (dotted lines). As N increases, larger values of σ are required for the asymptotic regime to hold. (b) Exponential convergence of Γ_N to our estimate of Γ , for $\sigma = 5, 10, \dots, 35$ bottom to top. Values of Γ_N from $N = 12, \dots, 18$ were used to fit the estimate of Γ .

so that

$$a = \frac{N^2}{2(N^2 + N - 2)}, \quad (\text{S49})$$

and hence

$$\sigma = \frac{N+1}{2} \log(1/2\epsilon) - \frac{N+1}{2} \log\left(\frac{N^2}{2(N^2 + N - 2)}\right) + \log 2 \quad (\text{S50})$$

meaning that

$$\theta(\sigma) \sim 1 + \frac{1}{N} + \left(\frac{N^2 + N - 2}{N^2}\right) 2^{2/(N+1)} \exp\left(-\frac{2\sigma}{N+1}\right). \quad (\text{S51})$$

This agrees well with numerical results, Fig. S2(a), although for larger N , the asymptotic correction to $\theta = 1 + 1/N$ only holds for very large σ . This means that for larger N , this asymptotic formula does not provide much insight into the intermediate values of σ , and so can not replace performing a full numerical minimization within those regions.

NUMERICAL CONVERGENCE

To determine the exact bound $\Lambda(\theta)$, we need to take the limit, $N \rightarrow \infty$ of infinitely many internal states. Of course, this is not practical numerically, so we must verify that finite N values converge, and estimate their error. Recall that we find successive values of θ for fixed σ , calling these $\Gamma_N(\sigma) = \Lambda_N^{-1}(\sigma)$. We see convergence appears exponential,

$$\Gamma_N \approx \Gamma + \Gamma_0 e^{-kN}, \quad (\text{S52})$$

from which we wish to estimate Γ from finite N data. To do so, we define a residual

$$R = \sum_{N=M}^{N=L} (\log[\Gamma_N - C_1] - C_2 - C_3 N)^2, \quad (\text{S53})$$

where by minimizing the residual with respect to C_1, C_2, C_3 , we find the best exponential fit, and can estimate $\Gamma \approx C_1$. Calling $y_N = \log[\Gamma_N - C_1]$, and $x_N = N$, finding the values of C_2 , and C_3 that minimize the residual is straightforward linear regression,

$$\begin{aligned} C_3 &= \frac{\sum_N (x_N - \bar{x})(y_N - \bar{y})}{\sum_N (x_N - \bar{x})^2}, \\ C_2 &= \bar{y} - C_3 \bar{x}, \end{aligned} \tag{S54}$$

The resulting residual is a non-linear function of C_1 , and so we find the minimum numerically. This serves as an estimate for Γ , and indeed we see exponential convergence to zero of $\Gamma_N - \Gamma$, Fig. S2(b). Moreover, the discrepancy between Γ_N and our estimate for Γ serves as an order of magnitude estimate for the error of our Γ estimate. This ranges from 10^{-3} for $\sigma = 5$, to 1.5×10^{-2} for $\sigma = 35$, which is small compared to the other sources of error introduced here by estimates of the mean and second moment of the waiting time distribution.

THE THERMODYNAMIC UNCERTAINTY RELATION

Given two states i and j , suppose $J_T(i, j)$, counts the net number of transitions $i \rightarrow j$ in some time T , then we can define a coarse grained current, $J_T = \sum_{i < j} d(i, j) J_T(i, j)$ for some weights d , with $d(i, j) = -d(j, i)$. The thermodynamic uncertainty relation (TUR) states that $\sigma T \geq 2k_B \langle J_T \rangle^2 / \text{Var } J_T$, for any time T [S1]. Whilst this has proved a valuable tool for inference [S1, S9], for our two macro-state systems, no coarse grained currents ($\langle J_T \rangle \neq 0$) can be observed. Recently however, an extension of this inequality has been derived [S10], which states that for two state systems,

$$\sigma \geq \frac{8 \langle q_A \rangle^2 \langle q_B \rangle^2}{T \text{Var } q_A} - \frac{4}{\langle t \rangle_A + \langle t \rangle_B}, \tag{S55}$$

where q_A is the empirically observed fraction of time spent in A for an observation of length T , and $\langle q_A \rangle = r_A$, $\text{Var } q_A$ are the average and variance of this quantity respectively, similar for q_B . In Ref. [S10], the result is stated in terms of the quantity

$$R^\pi = \sum_{i \in A, j \in B} n_{ij} = \sum_{i \in A, j \in B} n_{ji}, \tag{S56}$$

but since

$$\langle t \rangle_A = \frac{\pi_A \mathbf{1}^\top}{-\pi_A W_A \mathbf{1}^\top} = \frac{\pi_A \mathbf{1}^\top}{R^\pi}, \tag{S57}$$

this can be rewritten as $R^\pi = 1/(\langle t \rangle_A + \langle t \rangle_B)$, which we have done in Eq. (S55). This TUR does not hold for finite T , but holds in the limit $T \rightarrow \infty$.

Active sensor

To compare against this result for the active sensor example, we simulated 200 long trajectories of length $T = 2000$ so the trajectory completes $O(400)$ cycles, and computed this modified TUR bound by calculating the average fraction of time spent in A and B , as well as the variance of these across trajectories, as described in the main text. We find that the σ_T bound is significantly improved on the TUR bound, both in terms of the value of the bound as well as the uncertainty, Fig. 3. It is worth noting that as $\sigma \rightarrow \infty$ in the active sensor, $\langle t^2 \rangle_A / \langle t \rangle_A^2 \rightarrow 1 + 1/4$, since in our model there are 4 internal states of A , yet such a value of $\langle t^2 \rangle_A / \langle t \rangle_A^2$ could be achieved at a far lower σ by utilizing a system with more internal states, which is why σ_T results in

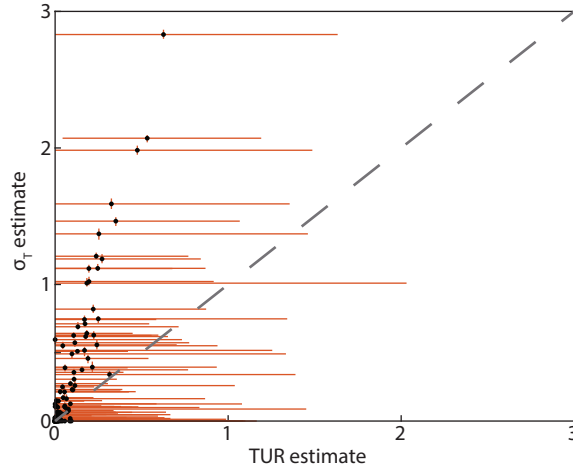


FIG. S3. Entropy production bounds for random systems for both TUR and σ_T . The value of the TUR bound with $k_B = 1$ is plotted against the value of the σ_T bound. For each randomly generated transition matrix, the bounds were computed from 50 trajectories of length $T = 2000$ (black points indicate sample medians). Error bars in red show 95% range of predictions for both TUR and σ_T , and were calculated by repeatedly calculating the bounds 400 times.

a significant underestimate for large σ . For small enough σ , the statistics satisfy $\langle t^2 \rangle_A / \langle t \rangle_A^2 \geq 2$, which could have conceivably been generated by an equilibrium process, again resulting in a significant underestimate by σ_T . However, in the intermediate regime, which the system would operate in, the bound is reasonably close.

Random transition rates

To further compare the TUR estimator with σ_T , we generated 200 systems each containing three states and with the transition rates W_{ij} of each system drawn from an exponential distribution with mean 1. We then coarse-grained, taking the first two states as part of the metastate A and the remaining state as part of B . For each of these systems, we computed both the TUR bound and the σ_T bound from 50 trajectories of length $T = 2000$. Plotting the two bounds against each other reveals that the σ_T bound is typically a significant improvement on the (median) TUR bound, Fig. S3. Moreover, when repeatedly calculating these bounds from simulations, the 95% range of predictions is small for σ_T , whereas for most of the TUR bounds, the 95% range contains zero, and so can not reliably identify the system as producing entropy at all, Fig. S3.

CONTINUOUS LANGEVIN SYSTEM

Gaining some understanding of the behavior of the curve $\theta = \Gamma(\sigma)$ in the large σ limit is important to understanding the precision limits of stochastic clocks and timers. When time is measured by counting the number of full rotations around some circular topology, the thermodynamic uncertainty relation (TUR) requires that $\sigma\tau \geq 2k_B \langle X_\tau \rangle^2 / \text{Var} X_\tau$, where X_τ is the stochastic variable counting the number of full rotations in time τ [S11]. This bound can be saturated, for instance consider a periodic interval, S^1 , where the system evolves through a Langevin equation,

$$dY_t = F dt + \sqrt{2D} dW_t, \quad (\text{S58})$$

for F and D constant. In this case, $Y_\tau \sim Y_0 + F\tau + \sqrt{2D}\mathcal{N}(0, \tau)$, so in the large τ limit, the average number of rotations is $\langle X_\tau \rangle \approx F\tau$, whereas the variance of this will be $\text{Var } X_\tau \approx 2D\tau$. Then $2k_B \langle X_\tau \rangle^2 / \text{Var } X_\tau \approx 2k_B (F\tau)^2 / 2D\tau = k_B F^2 \tau / D = \sigma\tau$, since the entropy production rate for such a continuous system is $k_B F^2 / D$ [S12]. Given any continuous Langevin system, one can construct a discrete Markov system which approximates the dynamics of the continuous system arbitrarily well and has an entropy production rate arbitrarily close to that of the continuous system [S3, S13]. Hence we can construct a discrete system with precision and entropy production arbitrarily close to the continuous system which saturates the TUR bound. However, whilst such a system will also saturate the TUR bound, it will be no more precise than an equilibrium system. To see this with A defined as some subset of S^1 , note that the Langevin system at small times is dominated by diffusive behavior, with short time trajectories approximating Brownian motion. For a trajectory which starts in A and ends in B , it will cross the boundary infinitely many times on short time scales before eventually leaving for good, meaning the waiting time statistics are dominated by this short term diffusive behavior, which could be generated by an equilibrium system.

We therefore cannot use directly the TUR bound to understand $\Gamma(\sigma)$ in the large σ limit. Previously we have minimized over all unknown discrete network topologies with N unknown states, and for large values of θ , or small values of σ , the minimum is accessible for values of $N \leq 20$. However the asymptotic regime, $\theta \rightarrow 1$ would require values of N that are numerically infeasible. Instead, we formally take $N \rightarrow \infty$, and suppose that the region A can be described through continuous coordinates undergoing Langevin dynamics. Importantly, such a coarse graining procedure, in which the limit of infinitely many discrete states is replaced by a continuous Langevin equation, does not necessarily preserve the entropy production rate [S14–S16], and hence it is not known if minimizing over one-dimensional Langevin system approximates the curve $\theta = \Gamma(\sigma)$ in the $\sigma \rightarrow \infty$ limit. However, we are motivated by the fact that the one-dimensional Langevin system saturates TUR for the stochastic clock, which counts by recording the number of full rotations, and for the stochastic timer, the optimized discrete systems appear Langevin-like in the large σ limit. In any case, minimizing over the Langevin system provides an upper bound for the most optimized finite state Markov process, and in particular will allow us to show that we can achieve the performance of the TUR saturating stochastic clock to leading order in the large σ limit with a stochastic timer.

Formally, we take B to be a single point, with $p^B = 1/2$, and A to be S^1 with

$$p^B + \int_0^1 dx p(x) = 1, \quad (\text{S59})$$

as the total probability. Whilst in B , the system jumps to $x \in A$ at rate $a(x)dx$, and whilst at $x \in A$, the system jumps to B at rate $b(x)$. Thus,

$$\int dx p(x)b(x) = \frac{1}{2} \int dx a(x) = \frac{1}{2}. \quad (\text{S60})$$

Whilst in A , we assume trajectories X_t , follow the stochastic Itô equation,

$$dX_t = Fdt + \sqrt{2D}dW_t, \quad (\text{S61})$$

where W_t is Brownian motion, and the decision to jump to B or stay in A is made at the start of the time step, i.e. at $b(X_t)$, not $b(X_{t+dt})$. We assume F and D are constants which greatly simplifies the analysis. To calculate the entropy production rate of this system, we use that the entropy production rate is related to the relative probability of observing forward and reverse trajectories [S13],

$$\sigma = k_B \lim_{\tau \rightarrow \infty} \frac{1}{\tau} \int_0^\tau \log \left[\frac{\mathbb{P}(\{x\})}{\mathbb{P}(\{\tilde{x}\})} \right] \mathbb{P}(\{x\}) d\{x\}, \quad (\text{S62})$$

where $\mathbb{P}(\{x\})$ is the probability of seeing some trajectory $\{x\}$ in $[0, \tau]$, with $\{\tilde{x}\}$ its time reversed counterpart. To evaluate this, we discretize time whilst in A , so X_t becomes X_0, X_1, \dots, X_i with a time step Δt , so $X_{i+1} = X_i + F\Delta t + \sqrt{2D}\Delta W_i$, given that no jump to B occurred, with $\Delta W_i \sim \mathcal{N}(0, \Delta t)$. Then

$$\mathbb{P}(X_{i+1}|X_i) = \frac{1 - b(X_i)\Delta t}{\sqrt{2\pi\Delta t}} \exp \left[-\frac{(\Delta X_i - F\Delta t)^2}{4D\Delta t} \right], \quad (\text{S63})$$

where $\Delta X_i = X_{i+1} - X_i$. We have therefore that

$$\begin{aligned} \log \frac{\mathbb{P}(X_{i+1}|X_i)}{\mathbb{P}(X_i|X_{i+1})} &= \log \frac{1 - b(X_i)\Delta t}{1 - b(X_{i+1})\Delta t} + \frac{1}{4\Delta t} \left[\frac{(\Delta X_i + F\Delta t)^2}{D} - \frac{(-\Delta X_i + F\Delta t)^2}{D} \right] \\ &= \frac{F}{D}\Delta X_i + O(\Delta t^{3/2}) = \frac{F^2}{D}\Delta t + \frac{F}{D}\sqrt{2D}\Delta W_i + O(\Delta t^{3/2}) \end{aligned} \quad (\text{S64})$$

in the limit $\Delta t \rightarrow 0$, and we have neglected higher order terms. In particular, for a continuous trajectory $\{x\}$ that stays entirely within A ,

$$\log \left[\frac{\mathbb{P}(\{x\})}{\mathbb{P}(\{\tilde{x}\})} \right] = \log \left[\frac{\mathbb{P}(x(\tau))}{\mathbb{P}(x(0))} \right] + \frac{F^2\tau}{D} + F\sqrt{2/D} \int_0^\tau dW_t. \quad (\text{S65})$$

and so for a trajectory $\{x\}$ that starts in B , jumps to A at time $t = 0$ and returns to B at time $t = \tau$,

$$\log \left[\frac{\mathbb{P}(\{x\})}{\mathbb{P}(\{\tilde{x}\})} \right] = \log \left[\frac{a(x(0))b(x(\tau))}{a(x(\tau))b(x(0))} \right] + \frac{F^2\tau}{D} + F\sqrt{2/D} \int_0^\tau dW_t. \quad (\text{S66})$$

Therefore, every jump from B to $x \in A$ picks up an entropic contribution of $\log a(x)/b(x)$, the reverse jump picks up a contribution of $\log b(x)/a(x)$, and while in A entropy increases at a rate F^2/D , with the contribution from the integral $\int_0^\tau dW_t$ being zero on average. Taking the long time limit, as the probability distribution tends to the steady state distribution $\{p(x), p^B\}$, the average rate of entropy production becomes

$$\sigma = \frac{F^2}{2D} + \int dx [p(x)b(x) \log(b(x)/a(x)) + p^B a(x) \log(a(x)/b(x))]. \quad (\text{S67})$$

In addition to the normalization conditions, the steady state probability distribution obeys the Fokker-Planck equation,

$$0 = -\partial_x(Fp) + \partial_x^2(Dp) + p^B a - pb. \quad (\text{S68})$$

All that remains to formalize the minimization problem, is to calculate expressions for the first and second moments for the distribution of time spent in A . Since the rate at which the process leaves A is $b(x)$, the probability that a specific trajectory is still in A at time t is $\exp(-\int_0^t b(X_s)ds)$, and therefore, if $v(x, t)$ is the probability of still being in A at time t , given that at $t = 0$, the system was in state $x \in A$, then

$$v(x, t) = \mathbb{E} \left[e^{-\int_0^t b(X_s)ds} | X_0 = x \right]. \quad (\text{S69})$$

The Feynman-Kac formula allows us to instead solve the following PDE to calculate $v(x, t)$ [S17],

$$\begin{aligned} \partial_t v &= F\partial_x v + D\partial_x^2 v - bv, \\ v(x, 0) &= 1, \end{aligned} \quad (\text{S70})$$

and therefore, we can find the full wait time distribution given the initial condition by solving a PDE. However, to only calculate the first and second moments, we only need to solve ODEs [S17]. Let $T^{(1)}(x)$ be the average wait time in A , given the initial condition x , and $T^{(2)}(x)$ be the second moment. Now

$$T^{(1)}(x) = \int_0^\infty t(-\partial_t v)dt = \int_0^\infty v dt, \quad (\text{S71})$$

but if $\mathcal{L} = F\partial_x + D\partial_x^2 - b$, acts only on x , then

$$\mathcal{L}T^{(1)}(x) = \int_0^\infty \mathcal{L}v dt = \int_0^\infty \partial_t v dt = -1. \quad (\text{S72})$$

Similarly, as

$$T^{(2)} = \int_0^\infty t^2 (-\partial_t v) dt = 2 \int_0^\infty t v dt, \quad (\text{S73})$$

we have that

$$\mathcal{L}T^{(2)} = 2 \int_0^\infty t \partial_t v dt = -2T^{(1)}. \quad (\text{S74})$$

We therefore need only solve two second order differential equations to recover the waiting time moments given by

$$\langle t \rangle_A = \int T^{(1)} a dx, \quad \langle t^2 \rangle_A = \int T^{(2)} a dx. \quad (\text{S75})$$

The full minimization problem can therefore be described as

$$\min \sigma = \sigma [a, b, F, D] \text{ subject to} \quad (\text{S76a})$$

$$\langle t^2 \rangle_A = \int T^{(2)} a dx, \quad (\text{S76b})$$

$$\mathcal{L}^2 T^{(2)} = 2, \quad (\text{S76c})$$

$$\int a dx = 1, \quad (\text{S76d})$$

$$\int p dx = 1/2, \quad (\text{S76e})$$

$$\mathcal{L}^* p + \frac{1}{2} a = 0, \quad (\text{S76f})$$

where $\mathcal{L}^* f = -\partial_x(Ff) + \partial_x^2(Df) - bf$, and the condition of $\langle t \rangle_A = 1$, is enforced implicitly by the constraints on a and p .

Numerical minimization

In order to minimize the constrained optimization problem over the infinite dimensional function space $C(S^1)$, we instead minimize over a finite dimensional Fourier basis, so that

$$a(x) = \sum_{k=-N/2}^{N/2} a_k e^{2\pi i k x}, \quad (\text{S77})$$

and similar for b, F, D , where now we minimize over the $N/2 + 1$ complex coefficients, $a_0, \dots, a_{N/2}$, with $a_{-k} = a_k^*$. Taking a Fourier-Galerkin approach to solving the differential equations, the solution $g(x)$ to $\mathcal{L}g = f$ is approximated as the g for which

$$\langle \mathcal{L}g - f, e^{2\pi i k} \rangle = 0 \quad (\text{S78})$$

for $-N/2 \leq k \leq N/2$. Specifically,

$$\mathcal{L}g - f = \sum_{k, k'} (F_{k'}(2\pi i k) + D_{k'}(2\pi i k)^2 - b_{k'}) g_k e^{2\pi i(k+k')x} - \sum_k f_k e^{2\pi i k}, \quad (\text{S79})$$

so we have that

$$\sum_{k=-N/2}^{N/2} \mathcal{L}_{rk} g_k = f_r, \quad (\text{S80})$$

where

$$\mathcal{L}_{rk} = (2\pi ik)F_{r-k} - D_{r-k}(2\pi k)^2 - b_{r-k}, \quad (\text{S81})$$

and terms f_{r-k} for $|r-k| > N/2$ are taken as zero. Since the operator \mathcal{L}^* is the adjoint of \mathcal{L} , solving the equation for p uses the Hermitian adjoint of \mathcal{L}_{rk} , as

$$\sum_k (\mathcal{L}^\dagger)_{rk} p_k = -\frac{1}{2} a_r. \quad (\text{S82})$$

The minimization problem can now be stated as

$$\min \sigma = \sigma(a_k, b_k, F_k, D_k) \text{ subject to} \quad (\text{S83a})$$

$$\langle t^2 \rangle_A = \sum_k T_k^{(2)} a_{-k} \quad (\text{S83b})$$

$$T_r^{(2)} = 2 \sum_k (\mathcal{L}^{-2})_{rk} \delta_{k0} \quad (\text{S83c})$$

$$a_0 = 1 \quad (\text{S83d})$$

$$p_0 = \frac{1}{2} \quad (\text{S83e})$$

$$p_r = -\frac{1}{2} \sum_k (\mathcal{L}^{-\dagger})_{rk} a_k \quad (\text{S83f})$$

No explicit expression for σ in terms of the coefficients is possible due to the non-linear terms, but we can evaluate it by numerical integration, which converges exponentially fast for periodic functions. The condition $a, b, D \geq 0$ is not enforced directly, but through a series of trial points x_i , so $a(x_i) \geq 0$, which is a linear constraint on the coefficients a_k . In addition, we take only the first $M/2$ coefficients of a, b to be non-zero, and for now take F and D to be constant. This ensures that we solve the problem accurately for given a, b , and regularizes the solution.

Analytic gradients

We calculate the following gradients analytically to perform the minimization,

$$\frac{\partial \sigma}{\partial F} = F/D + \int dx \frac{\partial p}{\partial F} b \log(b/a) \quad (\text{S84a})$$

$$\frac{\partial \sigma}{\partial D} = -F^2/2D^2 + \int dx \frac{\partial p}{\partial D} b \log(b/a) \quad (\text{S84b})$$

$$\frac{\partial \sigma}{\partial b_0} = \int dx \left[\frac{\partial p}{\partial b_0} b \log(b/a) + p(\log(b/a) + 1) - p^B a/b \right], \quad (\text{S84c})$$

where $\partial p / \partial b_0$ can be computed from

$$\frac{\partial p_k}{\partial b_0} = \sum_r (\mathcal{L}^{-\dagger})_{kr} p_r, \quad (\text{S85})$$

and

$$\frac{\partial p_k}{\partial F} = \sum_j (\mathcal{L}^{-\dagger})_{kj} (2\pi i j) p_j, \quad (\text{S86a})$$

$$\frac{\partial p_k}{\partial D} = \sum_j (\mathcal{L}^{-\dagger})_{kj} (2\pi j)^2 p_j, \quad (\text{S86b})$$

The rest are more involved as we must differentiate with respect to both the real and imaginary parts a_k^r , and a_k^i respectively. We first note that

$$\frac{\partial a}{\partial a_k^r} = 2 \cos(2\pi kx) \quad (\text{S87a})$$

$$\frac{\partial a}{\partial a_k^i} = -2 \sin(2\pi kx) \quad (\text{S87b})$$

$$\frac{\partial \sigma}{\partial a_k^r} = \int dx \left[\frac{\partial p}{\partial a_k^r} b \log(b/a) - \frac{2pb \cos 2\pi kx}{a} + 2p^B \cos(2\pi kx)(\log(a/b) + 1) \right] \quad (\text{S87c})$$

$$\frac{\partial \sigma}{\partial a_k^i} = \int dx \left[\frac{\partial p}{\partial a_k^i} b \log(b/a) + \frac{2pb \sin 2\pi kx}{a} - 2p^B \sin(2\pi kx)(\log(a/b) + 1) \right], \quad (\text{S87d})$$

where

$$\frac{\partial p_k}{\partial a_j^r} = -\frac{1}{2} [(\mathcal{L}^{-\dagger})_{kj} + (\mathcal{L}^{-\dagger})_{k,-j}], \quad (\text{S88a})$$

$$\frac{\partial p_k}{\partial a_j^i} = -\frac{i}{2} [(\mathcal{L}^{-\dagger})_{kj} - (\mathcal{L}^{-\dagger})_{k,-j}], \quad (\text{S88b})$$

Next,

$$\frac{\partial \sigma}{\partial b_k^r} = \int dx \left[\frac{\partial p}{\partial b_k^r} b \log(b/a) + 2p \cos(2\pi kx)(\log(b/a) + 1) - 2p^B a \cos(2\pi kx)/b \right] \quad (\text{S89a})$$

$$\frac{\partial \sigma}{\partial b_k^i} = \int dx \left[\frac{\partial p}{\partial b_k^i} b \log(b/a) - 2p \sin(2\pi kx)(\log(b/a) + 1) + 2p^B a \sin(2\pi kx)/b \right], \quad (\text{S89b})$$

where

$$\frac{\partial p_k}{\partial b_j^r} = \sum_l (\mathcal{L}^{-\dagger})_{kl} (p_{l-j} + p_{j+l}), \quad (\text{S90a})$$

$$\frac{\partial p_k}{\partial b_j^i} = i \sum_l (\mathcal{L}^{-\dagger})_{kl} (p_{l-j} - p_{j+l}). \quad (\text{S90b})$$

Now, defining

$$P_l = \int dx e^{2\pi i l x} b \log(b/a), \quad (\text{S91a})$$

$$Q_l = \int dx e^{2\pi i l x} [-2pb/a + 2p^B(\log(a/b) + 1)], \quad (\text{S91b})$$

$$R_l = \int dx e^{2\pi i l x} [2p(\log(b/a) + 1) - 2p^B a/b], \quad (\text{S91c})$$

we can write the derivatives as

$$\frac{\partial \sigma}{\partial F} = F/D + \sum_l P_l \frac{\partial p_l}{\partial F} \quad (\text{S92a})$$

$$\frac{\partial \sigma}{\partial D} = -F^2/2D^2 + \sum_l P_l \frac{\partial p_l}{\partial D} \quad (\text{S92b})$$

$$\frac{\partial \sigma}{\partial a_k^r} = \sum_l P_l \frac{\partial p_l}{\partial a_k^r} + \text{Re}(Q_k) \quad (\text{S92c})$$

$$\frac{\partial \sigma}{\partial a_k^i} = \sum_l P_l \frac{\partial p_l}{\partial a_k^i} - \text{Im}(Q_k) \quad (\text{S92d})$$

$$\frac{\partial \sigma}{\partial b_0} = \sum_l P_l \frac{\partial p_l}{\partial b_0} + \frac{1}{2} R_0 \quad (\text{S92e})$$

$$\frac{\partial \sigma}{\partial b_k^r} = \sum_l P_l \frac{\partial p_l}{\partial b_k^r} + \text{Re}(R_k) \quad (\text{S92f})$$

$$\frac{\partial \sigma}{\partial b_k^i} = \sum_l P_l \frac{\partial p_l}{\partial b_k^i} - \text{Im}(R_k). \quad (\text{S92g})$$

The only integrals now occur within the terms P_l, Q_l, R_l , and can be evaluated by using a fast fourier transform. If we further identify $w_j = [\sum_l \mathcal{L}_{jl}^{-1} P_l^*]^*$, then

$$\frac{\partial \sigma}{\partial F} = F/D + i \sum_j 2\pi j w_j \quad (\text{S93a})$$

$$\frac{\partial \sigma}{\partial D} = -F^2/2D^2 + \sum_j (2\pi j)^2 w_j \quad (\text{S93b})$$

$$\frac{\partial \sigma}{\partial a_k^r} = -\frac{1}{2}(w_k + w_{-k}) + \text{Re}(Q_k) \quad (\text{S93c})$$

$$\frac{\partial \sigma}{\partial a_k^i} = -\frac{i}{2}(w_k - w_{-k}) - \text{Im}(Q_k) \quad (\text{S93d})$$

$$\frac{\partial \sigma}{\partial b_0} = \sum_l w_l p_l + \frac{1}{2} R_0 \quad (\text{S93e})$$

$$\frac{\partial \sigma}{\partial b_k^r} = \sum_l w_l (p_{l-k} + p_{l+k}) + \text{Re}(R_k) \quad (\text{S93f})$$

$$\frac{\partial \sigma}{\partial b_k^i} = i \sum_l w_l (p_{l-k} - p_{l+k}) - \text{Im}(R_k). \quad (\text{S93g})$$

We must also differentiate the constraints, the first of which can be expressed as $c_1 = \sum_k T_k^{(2)} a_{-k} - \langle t^2 \rangle_A$,

so that $c_1 = 0$. We have immediately that

$$\frac{\partial c_1}{\partial F} = \sum_l a_{-l} \frac{\partial T_l^{(2)}}{\partial F} \quad (\text{S94a})$$

$$\frac{\partial c_1}{\partial D} = \sum_l a_{-l} \frac{\partial T_l^{(2)}}{\partial D} \quad (\text{S94b})$$

$$\frac{\partial c_1}{\partial a_k^r} = T_k^{(2)} + T_{-k}^{(2)} \quad (\text{S94c})$$

$$\frac{\partial c_1}{\partial a_k^i} = -iT_k^{(2)} + iT_{-k}^{(2)} \quad (\text{S94d})$$

$$\frac{\partial c_1}{\partial b_0} = \sum_l a_{-l} \frac{\partial T_l^{(2)}}{\partial b_0} \quad (\text{S94e})$$

$$\frac{\partial c_1}{\partial b_k^r} = \sum_l a_{-l} \frac{\partial T_l^{(2)}}{\partial b_k^r} \quad (\text{S94f})$$

$$\frac{\partial c_1}{\partial b_k^i} = \sum_l a_{-l} \frac{\partial T_l^{(2)}}{\partial b_k^i}, \quad (\text{S94g})$$

and

$$\sum_{k,l} \mathcal{L}_{jk} \mathcal{L}_{kl} \frac{\partial T_l^{(2)}}{\partial F} = -i \sum_l \left[(2\pi j) \mathcal{L}_{jl} T_l^{(2)} + \mathcal{L}_{jl} (2\pi l) T_l^{(2)} \right] \quad (\text{S95a})$$

$$\sum_{k,l} \mathcal{L}_{jk} \mathcal{L}_{kl} \frac{\partial T_l^{(2)}}{\partial D} = \sum_l \left[(2\pi j)^2 \mathcal{L}_{jl} T_l^{(2)} + \mathcal{L}_{jl} (2\pi l)^2 T_l^{(2)} \right] \quad (\text{S95b})$$

$$\sum_{k,l} \mathcal{L}_{jk} \mathcal{L}_{kl} \frac{\partial T_l^{(2)}}{\partial b_s^r} = \sum_l \left[\mathcal{L}_{j-s,l} + \mathcal{L}_{j+s,l} + \mathcal{L}_{j,l+s} + \mathcal{L}_{j,l-s} \right] T_l^{(2)} \quad (\text{S95c})$$

$$\sum_{k,l} \mathcal{L}_{jk} \mathcal{L}_{kl} \frac{\partial T_l^{(2)}}{\partial b_s^i} = i \sum_l \left[\mathcal{L}_{j-s,l} - \mathcal{L}_{j+s,l} + \mathcal{L}_{j,l+s} - \mathcal{L}_{j,l-s} \right] T_l^{(2)} \quad (\text{S95d})$$

The common form is $\partial c / \partial y = \sum_l a_{-l} f_l$, where f is some vector solving $\mathcal{L}^2 f = g$. There are many such y however, and we wish to solve as few linear equations as possible. However, we can rewrite as $\partial c / \partial y = \sum_{k,l} [(\mathcal{L}^2)_{kl}^{-\dagger} a_l]^* g_k = \sum_k v_k^* g_k$, where $v_k = (\mathcal{L}^2)_{kl}^{-\dagger} a_l$. We therefore have that

$$\frac{\partial c_1}{\partial F} = -i \sum_{l,j} v_j^* \left[(2\pi j) \mathcal{L}_{jl} T_l^{(2)} + \mathcal{L}_{jl} (2\pi l) T_l^{(2)} \right] \quad (\text{S96a})$$

$$\frac{\partial c_1}{\partial D} = \sum_{l,j} v_j^* \left[(2\pi j)^2 \mathcal{L}_{jl} T_l^{(2)} + \mathcal{L}_{jl} (2\pi l)^2 T_l^{(2)} \right] \quad (\text{S96b})$$

$$\frac{\partial c_1}{\partial b_s^r} = \sum_{l,j} v_j^* \left[\mathcal{L}_{j-s,l} + \mathcal{L}_{j+s,l} + \mathcal{L}_{j,l+s} + \mathcal{L}_{j,l-s} \right] T_l^{(2)} \quad (\text{S96c})$$

$$\frac{\partial c_1}{\partial b_s^i} = i \sum_{l,j} v_j^* \left[\mathcal{L}_{j-s,l} - \mathcal{L}_{j+s,l} + \mathcal{L}_{j,l+s} - \mathcal{L}_{j,l-s} \right] T_l^{(2)} \quad (\text{S96d})$$

We can simplify further by defining $u_j = \sum_l \mathcal{L}_{jl} T_l^{(2)}$, and recall that $-2p_j = \sum_l \mathcal{L}_{jl}^{-\dagger} a_l$, so that

$$\frac{\partial c_1}{\partial F} = -2\pi i \sum_j j [v_j^* u_j - 2p_j^* T_j^{(2)}] \quad (\text{S97a})$$

$$\frac{\partial c_1}{\partial D} = (2\pi)^2 \sum_j j^2 [v_j^* u_j - 2p_j^* T_j^{(2)}] \quad (\text{S97b})$$

$$\frac{\partial c_1}{\partial b_s^r} = \sum_j v_j^* (u_{j-s} + u_{j+s}) - 2(p_{l+s}^* + p_{l-s}^*) T_l^{(2)} \quad (\text{S97c})$$

$$\frac{\partial c_1}{\partial b_s^i} = i \sum_{l,j} v_j^* (u_{j-s} - u_{j+s}) - 2(p_{l+s}^* - p_{l-s}^*) T_l^{(2)} \quad (\text{S97d})$$

Asymptotic limit

Using the continuous Langevin equations, we can reach larger values of σ in our numerical minimization than we could by working with the finite state Markov system. However, we still seek an asymptotic formula that will allow us to extend to arbitrarily large values of σ beyond what is numerically possible.

In the formal limit of infinite precision, a system would have $D = 0$, $F > 0$, together with a and b as δ -functions, so that a trajectory would enter A at a point specified by a , travel deterministically with velocity F , before leaving at the point specified by b after spending exactly $t = 1$ in A . Based on intuition from this infinite precision system, we will derive an asymptotic limit as $\text{Var } t_A \rightarrow 0$. Specifically, for analytic tractability we take $a(x) = a_0 \delta(x_0) + a_1 \delta(x_1)$, $b(x) = b_0 \delta(x_0) + b_1 \delta(x_1)$, allowing us to minimize over a system specified by a finite number of variables rather than arbitrary functions $a(x)$, $b(x)$. Whilst we expect, and observe numerically, the functions $a(x)$ and $b(x)$ to be sharply peaked in the limit, initially assuming δ -functions rather than finite width Gaussians or arbitrary peaked functions may affect terms in the asymptotic expansion. However, after we perform this minimization, we find a and b do not show up at leading order, and hence we expect that the effect of changing from a δ -function to a sharply peaked Gaussian will show up at terms smaller than the largest terms involving a and b , which is higher than the leading two term asymptotic expansion derived here.

The problem is then as follows,

$$\min \sigma [D, F, a_0, a_1, b_0, b_1] = \frac{F^2}{2D} + \sum_{i=1,2} p(x_i) b_i \log(b_i/a_i) + \frac{1}{2} a_i \log(a_i/b_i) \text{ subject to,} \quad (\text{S98a})$$

$$\langle t^2 \rangle_A = a_0 T^{(2)}(x_0) + a_1 T^{(2)}(x_1) \quad (\text{S98b})$$

$$\mathcal{L}^2 T^{(2)} = 2 \quad (\text{S98c})$$

$$a_0 + a_1 = 1 \quad (\text{S98d})$$

$$\int p dx = 1 \quad (\text{S98e})$$

$$\mathcal{L}^* p + \frac{1}{2} a = 0, \quad (\text{S98f})$$

where the presence of δ -functions leads to jump conditions for the differential equations. For instance the equation for p becomes $D \partial_x^2 p - F \partial_x p = 0$, away from x_i , where p is everywhere continuous with discontinuous first derivative satisfying the jump conditions $D [\partial_x p]_{x_i^-}^{x_i^+} - b_i p(x_i) + \frac{1}{2} a_i = 0$ for $i = 1, 2$. Solving these equations to find p is possible analytically, and moreover it is possible to eliminate a_0 , a_1 from the equations, but the resulting expressions are complex. We therefore provide a Mathematica notebook¹, which contains explicit

¹ <https://github.com/Dom-Skinner/EntropyProductionFromWaitingTimes>

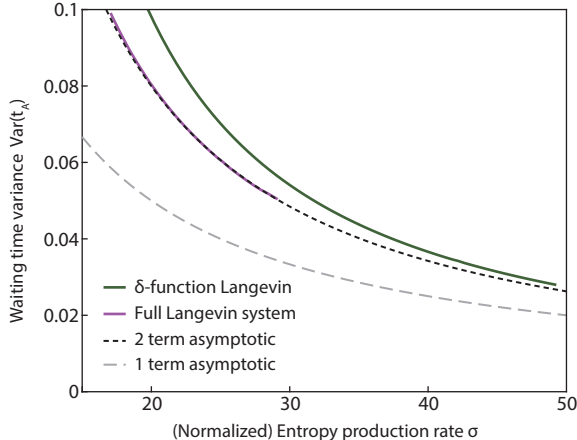


FIG. S4. Comparison of asymptotic bounds and numerical minimization for the continuous Langevin system. The one term, $\text{Var } t_A \sim 1/\sigma$ (grey), and two term $\text{Var } t_A \sim 1/\sigma + 4 \log \sigma/\sigma^2$ (black), asymptotic results are shown. Minimizing over the full Langevin system (purple), with a, b arbitrary functions, shows the two term asymptotic result is achievable, although computational constraints prevent extending this curve for larger σ . Performing a numerical minimization with a, b as δ -functions, as was assumed to derive the asymptotics, also agrees with the asymptotics in the limit, but takes longer to converge (green).

expressions for p, a_0, a_1 , and hence σ and $\langle t^2 \rangle_A$ in terms of the variables b_i, F, D, x_i . Taking the limit $D \rightarrow 0$, and exploring how the remaining parameters scale, we find the asymptotic relation

$$\langle t^2 \rangle_A \sim 1 + \frac{1}{\sigma} + \frac{4 \log \sigma}{\sigma^2}, \quad (\text{S99})$$

provides the most precision for a given σ in the $\sigma \rightarrow \infty$ limit. We see that the numerical minimization agrees well with this asymptotic formula for values of σ as low as 20, Fig. S4. We can interpret the resulting system as essentially the continuous Langevin system which saturates the TUR bound, but with an additional cost of having to determine exactly when one rotation has occurred and subsequently changing to macro-state B [S11, S18]. However, this additional cost is of order $O(\log \sigma/\sigma^2)$, and so is not leading order in the $\sigma \rightarrow \infty$ limit.

FURTHER EXAMPLES FROM THE LITERATURE

In addition to the examples investigated in the main text, there are a large number of examples in the literature which measure non-equilibrium waiting time distributions from which we can bound the entropy production rate. We include a number of examples in Table S1, where we have computed σ_T directly from experimental waiting time distribution histograms. Where both states of the two macro-state system have non-equilibrium waiting time distributions we selected A as the one to give the largest σ_T bound, and where $\langle t \rangle_B$ is not explicitly given we use an order of magnitude estimate.

[S1] J. M. Horowitz and T. R. Gingrich, *Nat. Phys.* **16**, 15 (2020).

[S2] H. Ge and H. Qian, *Phys. Rev. E* **87**, 062125 (2013).

[S3] D. J. Skinner and J. Dunkel, *Proc. Nat. Acad. Sci. U.S.A.* **118**, e2024300118 (2021).

[S4] G. Rubino and B. Sericola, *J. Appl. Prob.* **26**, 744 (1989).

[S5] Y. Tu, *Proc. Natl Acad. Sci. U.S.A.* **105**, 11737 (2008).

TABLE S1. Further examples and σ_T bound

System	$\langle t \rangle_A$	$\langle t \rangle_B$	$\frac{\langle t^2 \rangle_A}{\langle t \rangle_A^2}$	σ_T	Reference
Swim-turn dynamics					
<i>Pseudomonas putida</i>	1.5s	0.13s	1.4	4.6 k_B/s	Fig. 4(b) in Ref. [S19]
<i>Chlamydomonas</i>	2.0s	11.2s	1.2	1.4 k_B/s	Fig. 4(d) in Ref. [S20]
Swarm reversal dynamics					
<i>Myxococcus xanthus</i>	520s	≈ 0 s	1.2	0.035 k_B/s	Fig. S1 in Ref. [S21]
<i>Myxococcus xanthus</i> collective waves	310s	≈ 0 s	1.3	0.042 k_B/s	Fig. 2(a) in Ref. [S22]
<i>Paenibacillus dendritiformis</i>	20s	≈ 4 s	1.3	0.43 k_B/s	Fig. 3(b) in Ref. [S23]
Migrating breast cancer cell repolarization time	8.3×10^3 s	$\approx 10^4$ s	1.4	$5 \times 10^{-4} k_B/s$	Fig. 4(b) (inset L170) in Ref. [S24]
Visual perception switching	4.7s	4.7s	1.5	0.78 k_B/s	Fig. 3(a)(i) in Ref. [S25]
Animal and insect flight duration					
<i>Uria lomvia</i>	800s	≈ 500 s	1.7	$2.6 \times 10^{-3} k_B/s$	Fig. 4 in Ref [S26].
<i>Bombus terrestris</i>	2.5s	≈ 5 s	1.7	0.38 k_B/s	Fig. 5d in Ref [S27].
<i>Escherichia coli</i> flagellar rotation direction switching	0.020s	0.019s	1.9	33 k_B/s	Fig. 4(a, inset middle) in Ref. [S28]
<i>Bacillus subtilis</i> gene state switching	1.2×10^4 s	9.5×10^4 s	1.1	$3.0 \times 10^{-4} k_B/s$	Fig. 2(d, f) in Ref. [S29]
Binding-unbinding times of kinesin-1 molecular motor	0.075s	0.019s	1.3	120 k_B/s	Fig. 2(d) in Ref. [S30]
RNA polymerase cluster lifetime	5.1s	≈ 500 s	1.6	$9.8 \times 10^{-3} k_B/s$	Fig. 2(e) in Ref. [S31]

[S6] N. G. Van Kampen, *Stochastic processes in physics and chemistry*, Vol. 1 (Elsevier, 1992).

[S7] MATLAB, *9.7.0.1190202 (R2019b)* (The MathWorks Inc., Natick, Massachusetts, 2019).

[S8] Z. Ugray, L. Lasdon, J. Plummer, F. Glover, J. Kelly, and R. Martí, *INFORMS J. on Computing* **19**, 328 (2007).

[S9] U. Seifert, *Ann. Rev. Cond. Matter Phys.* **10**, 171 (2019).

[S10] S. E. Harvey, S. Lahiri, and S. Ganguli, [arXiv:2002.10567](https://arxiv.org/abs/2002.10567).

[S11] A. C. Barato and U. Seifert, *Phys. Rev. X* **6**, 041053 (2016).

[S12] U. Seifert, *Rep. Prog. Phys.* **75**, 126001 (2012).

[S13] V. Y. Chernyak, M. Chertkov, and C. Jarzynski, *J. Stat. Mech.* **2006**, P08001 (2006).

[S14] D. M. Busiello, J. Hidalgo, and A. Maritan, *New J. Phys.* **21**, 073004 (2019).

[S15] T. Herpich, K. Shayanfar, and M. Esposito, *Phys. Rev. E* **101**, 022116 (2020).

[S16] J. M. Horowitz, *J. Chem. Phys.* **143**, 044111 (2015).

[S17] G. A. Pavliotis, *Stochastic processes and applications*, Vol. 60 (Springer, 2014).

[S18] A. N. Pearson, Y. Guryanova, P. Erker, E. A. Laird, G. A. D. Briggs, M. Huber, and N. Ares, *Phys. Rev. X* **11**, 021029 (2021).

[S19] M. Theves, J. Taktikos, V. Zaburdaev, H. Stark, and C. Beta, *Biophys. J.* **105**, 1915 (2013).

[S20] M. Polin, I. Tuval, K. Drescher, J. P. Gollub, and R. E. Goldstein, *Science* **325**, 487 (2009).

[S21] Y. Wu, A. D. Kaiser, Y. Jiang, and M. S. Alber, *Proc. Natl Acad. Sci. U.S.A.* **106**, 1222 (2009).

[S22] O. Sliusarenko, J. Neu, D. R. Zusman, and G. Oster, *Proc. Natl Acad. Sci. U.S.A.* **103**, 1534 (2006).

[S23] A. Be'er, S. K. Strain, R. A. Hernández, E. Ben-Jacob, and E.-L. Florin, *J. Bacteriol.* **195**, 2709 (2013).

[S24] F. Zhou, S. A. Schaffer, C. Schreiber, F. J. Segerer, A. Goychuk, E. Frey, and J. O. Rädler, *PLOS ONE* **15**, e0230679 (2020).

[S25] K. Krug, E. Brunskill, A. Scarna, G. M. Goodwin, and A. J. Parker, *Proc. Royal Soc. B* **275**, 1839 (2008).

- [S26] K. H. Elliott, R. D. Bull, A. J. Gaston, and G. K. Davoren, *Behav. Ecol. Sociobiol.* **63**, 1773 (2009).
- [S27] N. E. Raine and L. Chittka, *Entomol. Gen.* **29**, 179 (2007).
- [S28] F. Bai, R. W. Branch, D. V. Nicolau, T. Pilizota, B. C. Steel, P. K. Maini, and R. M. Berry, *Science* **327**, 685 (2010).
- [S29] T. M. Norman, N. D. Lord, J. Paulsson, and R. Losick, *Nature* **503**, 481 (2013).
- [S30] H. Isojima, R. Iino, Y. Niitani, H. Noji, and M. Tomishige, *Nat. Chem. Biol.* **12**, 290 (2016).
- [S31] I. I. Cisse, I. Izeddin, S. Z. Causse, L. Boudarene, A. Senecal, L. Muresan, C. Dugast-Darzacq, B. Hajj, M. Dahan, and X. Darzacq, *Science* **341**, 664 (2013).