

An all-sky search in early O3 LIGO data for continuous gravitational-wave signals from unknown neutron stars in binary systems

Rodrigo Tenorio, for the LIGO Scientific Collaboration & Virgo Collaboration
*Departament de Física, Institut d'Aplicacions Computacionals i de Codi Comunitari (IAC3),
 Universitat de les Illes Balears, and Institut d'Estudis Espacials de Catalunya (IEEC), Carretera de
 Valldemossa km 7.5, E-07122 Palma, Spain*

We present a search for continuous gravitational waves emitted by neutron stars in binary systems conducted on data from the early third observing run of the Advanced LIGO and Advanced Virgo detectors using the semicoherent, GPU-accelerated, BinarySkyHough pipeline. The search analyzes the most sensitive frequency band of the LIGO detectors, 50 – 300 Hz. Binary orbital parameters are split into four regions, comprising orbital periods of 3 – 45 days and projected semimajor axes of 2 – 40 light-seconds. No detections are reported. We estimate the sensitivity of the search using simulated continuous wave signals, achieving the most sensitive results to date across the analyzed parameter space.

1 Continuous gravitational waves

Continuous gravitational waves (CWs) are persistent forms of gravitational radiation. Possible sources include rapidly-spinning neutron stars (NS) presenting crustal deformations, r-mode instabilities or free precession. They are orders of magnitude weaker than compact binary coalescence transient signals¹, requiring long integration times to be detected. Fully-coherent matched filtering searches are unfeasible for wide parameter space surveys due to the strong scaling of the number of phase templates to consider with respect to the observing time. Instead, semicoherent methods, which allow the use of coarser grids, yield a better sensitivity at a fixed computational cost.

We search for CWs from unknown NSs located in circular binary systems. These are quasi-monochromatic signals modulated due to the daily and yearly movement of the Earth around the solar system barycenter, on top of which there is an extra frequency modulation due to the binary motion of the source. Population studies suggest frequency evolution due to the spindown of the source can be neglected^{2, 3}. For a NS in a circular binary orbit, the CW frequency as it arrives to an Earth-based detector can be described as

$$f(t) = f_0 \cdot \left(1 + \frac{\vec{v}(t)}{c} \cdot \hat{n} - a_p \Omega \cos[\Omega(t - t_{\text{asc}})] \right), \quad (1)$$

where f_0 is the CW frequency from the source frame at a fiducial reference time, \hat{n} represents the sky position of the source, and a_p , Ω , t_{asc} are the binary orbital parameters: projected semimajor axis, orbital frequency and time of passage through the ascending node, respectively. \vec{v} is the detector's velocity with respect to the Solar System Barycenter.

Here we summarize the all-sky search for continuous gravitational-wave signals from unknown neutron stars in binary systems conducted on early O3 Advanced LIGO data using the BinarySkyHough pipeline⁴. The search and its results were also described in detail in a previous publication⁵.

2 Early O3 LIGO-Virgo data

The early third observing run of the Advanced LIGO⁶ and Advanced Virgo⁷ detectors spans 6 months of data, from 1st April 2019 to 1st October 2019. We used 1024s-long Short Fourier Transforms of Advanced LIGO data, on which a time-domain cleaning procedure was applied to prevent background degradation due to loud, frequent transient noise artifacts⁸.

3 Search setup

We analyzed two main frequency bands, namely low frequency [50, 100] Hz and high frequency [100, 300] Hz, enclosing the most sensitive frequency band of the Advanced LIGO detectors. Fig. 1 shows the binary parameter space regions surveyed by this search. Regions A, C, D were analyzed at low frequency, while region B was analyzed at high frequency as well.

The main stage of the search consists of the application of **BinarySkyHough**⁴, a semicoherent GPU-accelerated pipeline able to analyze wide parameter-space regions using the Hough transform algorithm. The search is partitioned into 0.125 Hz sub-bands. The most significant outliers of each band are clustered according to their frequency evolution⁹, reducing the effective number of outliers to follow up.

We collect the loudest outlier from each of the top 5 clusters of each sub-band. A first veto discards those outliers whose frequency evolution crosses an identified narrow spectral artifact. The surviving outliers are analyzed using an MCMC-based \mathcal{F} -statistic sampler¹⁰ implemented in the **PyFstat** Python package¹¹. This sampler re-analyzes the outliers using a longer coherence time, imposing a further constraint on its phase evolution. None of the re-analyzed outliers is consistent with an astrophysical source and we proceed to assess the sensitivity of the search.

4 Results

Search sensitivity is estimated via Monte Carlo studies on a population of simulated signals added to the data. The amplitude sensitivity, shown in Fig. 2, attains a minimum value of $h_0^{95\%} = (2.4 \pm 0.1) \times 10^{-25}$ at 149.5 Hz, improving the results from a search on O2 Advanced LIGO data² by a factor of ~ 1.6 .

Amplitude sensitivity estimations can be translated into information about the maximum allowed ellipticity of any probed source ϵ and the distance d at which we would be able to detect it if we assume the emission mechanism to be that of a non-axisymmetric NS

$$h_0 = \frac{4\pi G}{c} \frac{I_Z \epsilon}{d} f_0^2, \quad (2)$$

where G is the gravitational constant, c is the speed of light in vacuum and $I_Z = 10^{38} \text{ km} \cdot \text{m}^2$ is the canonical moment of inertia of a NS around its rotation axis. As shown in Fig. 3, we constrain NS ellipticities below $\epsilon = 10^{-5}$ for sources at 1 kpc emitting at 150–300 Hz. Constraints below $\epsilon = 10^{-4}$ can be set for sources at 2 kpc emitting at 75–150 Hz. These sensitivities approach the expected ellipticities of relativistic stars ($10^{-7} - 10^{-5}$ depending on the assumed equation of state). Neglecting the spindown of the source sets an upper limit on the maximum detectable ellipticity (shaded region in Fig. 3), although external influences such as accretion from a companion could allow us to probe within said region.

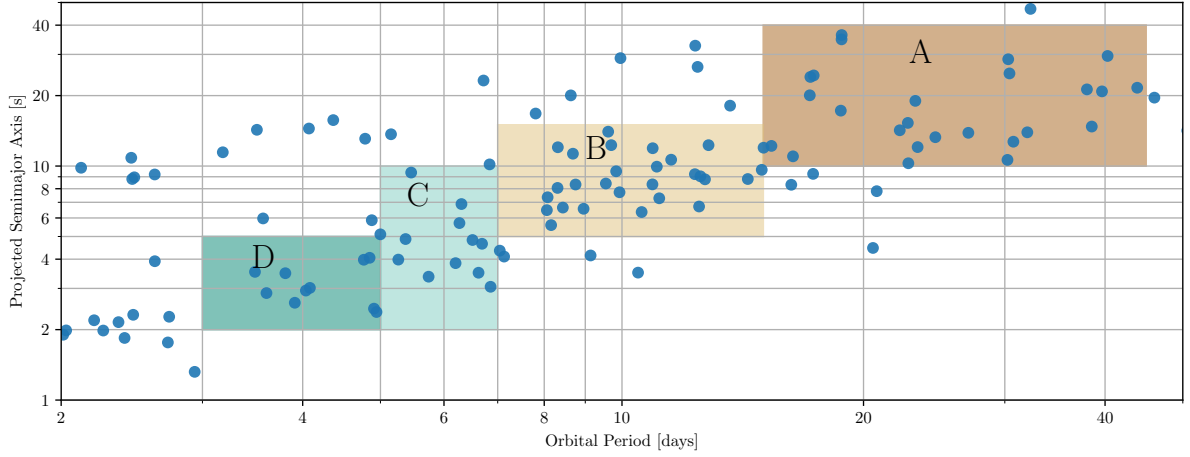


Figure 1 – Parameter space of binary circular orbital parameters covered by the search. Time of passage through the ascending node templates were placed along the interval $[t_{\text{mid}} - P/2, t_{\text{mid}} + P/2]$ for each orbital parameter P . The low-frequency search covered regions A, B, C and D, while the high-frequency search was entirely focused on region B. Blue dots represent orbital parameters from pulsars in the ATNF catalog³. Figure reproduced from⁵.

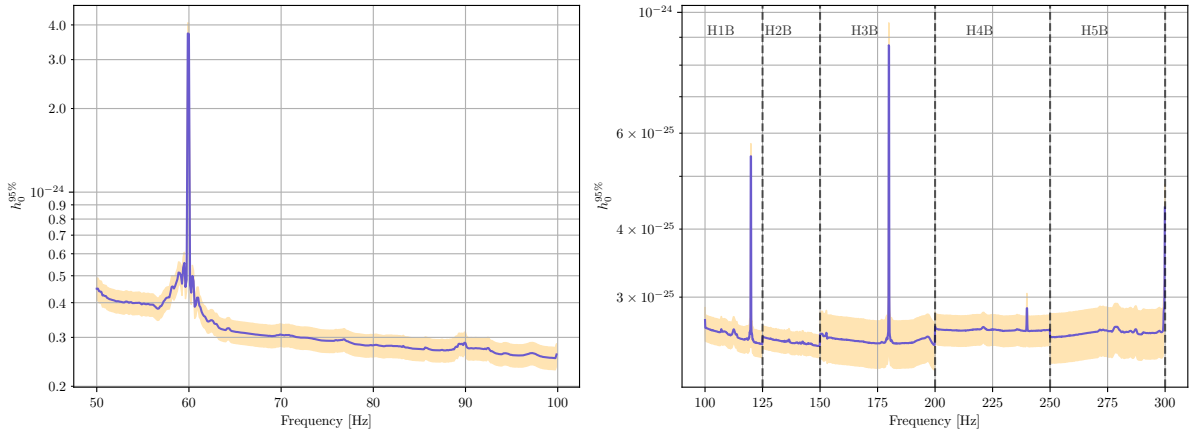


Figure 2 – Estimation of the sensitivity achieved by the search in each of the frequency bands. These amplitudes correspond to an average 95% detection efficiency assuming a population of isotropically oriented NS. For the sake of simplicity, low frequency results are only shown for region B; the other sections are within a consistent level of sensitivity. Figure reproduced from⁵.

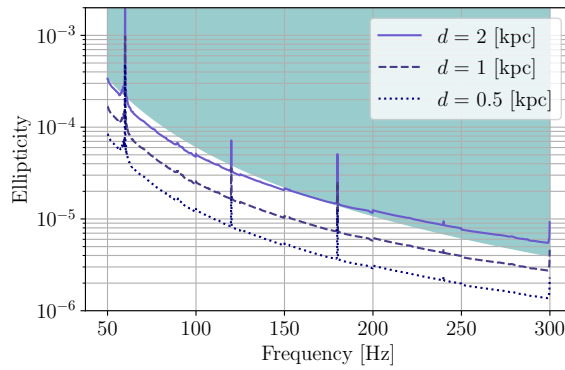


Figure 3 – Maximum detectable ellipticity corresponding to the estimated sensitivity at different astrophysical ranges. Shaded regions are excluded due to the maximum spindown value probed by the search. Figure reproduced from⁵.

Acknowledgements

The authors gratefully acknowledge the support of the United States National Science Foundation (NSF) for the construction and operation of the LIGO Laboratory and Advanced LIGO as well as the Science and Technology Facilities Council (STFC) of the United Kingdom, the Max-Planck-Society (MPS), and the State of Niedersachsen/Germany for support of the construction of Advanced LIGO and construction and operation of the GEO600 detector. Additional support for Advanced LIGO was provided by the Australian Research Council. The authors gratefully acknowledge the Italian Istituto Nazionale di Fisica Nucleare (INFN), the French Centre National de la Recherche Scientifique (CNRS) and the Netherlands Organization for Scientific Research, for the construction and operation of the Virgo detector and the creation and support of the EGO consortium. The authors also gratefully acknowledge research support from these agencies as well as by the Council of Scientific and Industrial Research of India, the Department of Science and Technology, India, the Science & Engineering Research Board (SERB), India, the Ministry of Human Resource Development, India, the Spanish Agencia Estatal de Investigación, the Vicepresidència i Conselleria d'Innovació, Recerca i Turisme, the Conselleria d'Educació i Universitat and the Direcció General de Política Universitaria i Recerca del Govern de les Illes Balears, the Conselleria d'Innovació, Universitats, Ciència i Societat Digital de la Generalitat Valenciana and the CERCA Programme Generalitat de Catalunya, the Barcelona Supercomputing Center - Centro Nacional de Supercomputación, Spain, the National Science Centre of Poland and the Foundation for Polish Science (FNP), the Swiss National Science Foundation (SNSF), the Russian Foundation for Basic Research, the Russian Science Foundation, the European Commission, the European Regional Development Funds (ERDF), the Royal Society, the Scottish Funding Council, the Scottish Universities Physics Alliance, the Hungarian Scientific Research Fund (OTKA), the French Lyon Institute of Origins (LIO), the Belgian Fonds de la Recherche Scientifique (FRS-FNRS), Actions de Recherche Concertées (ARC) and Fonds Wetenschappelijk Onderzoek - Vlaanderen (FWO), Belgium, the Paris Île-de-France Region, the National Research, Development and Innovation Office Hungary (NKFIH), the National Research Foundation of Korea, the Natural Science and Engineering Research Council Canada, Canadian Foundation for Innovation (CFI), the Brazilian Ministry of Science, Technology, and Innovations, the International Center for Theoretical Physics South American Institute for Fundamental Research (ICTP-SAIFR), the Research Grants Council of Hong Kong, the National Natural Science Foundation of China (NSFC), the Leverhulme Trust, the Research Corporation, the Ministry of Science and Technology (MOST), Taiwan, the United States Department of Energy, and the Kavli Foundation. The authors gratefully acknowledge the support of the NSF, STFC, INFN and CNRS for provision of computational resources. This paper has been assigned document number LIGO-P2000298. R. T. is supported by the Spanish Ministerio de Ciencia, Innovación y Universidades (ref. FPU 18/00694), European Union FEDER funds, the Ministry of Science, Innovation and Universities and the Spanish Agencia Estatal de Investigación grants PID2019-106416GB-I00/AEI/10.13039/501100011033, RED2018-102661-T, RED2018-102573-E, FPA2017-90687-REDC, Comunitat Autònoma de les Illes Balears through the Direcció General de Política Universitaria i Recerca with funds from the Tourist Stay Tax Law ITS 2017-006 (PRD2018/24), Generalitat Valenciana (PROMETEO/2019/071), EU COST Actions CA18108, CA17137, CA16214, and CA16104, and thankfully acknowledges the computer resources at CTE-Power and the technical support provided by Barcelona Supercomputing Center - Centro Nacional de Supercomputación through grant No. AECT-2019-3-0011 from the Red Española de Supercomputación (RES).

References

1. R. Abbott et al. (LIGO Scientific and Virgo Collaboration) (2020) arXiv:2010.14527 [gr-qc].
2. P. B. Covas, A. M. Sintes Phys. Rev. Lett. 124, 191102 (2020) arXiv:1904.04873 [astro-ph.IM]
3. R. N. Manchester, G. B. Hobbs, A. Teoh, M. Hobbs Astron. J. 129, 1993-2006 (2005) [astro-ph/0412641].
4. P. B. Covas, A. M. Sintes Phys. Rev. D 99, 124019 (2019) arXiv:2001.08411 [gr-qc]
5. R. Abbott et al. (LIGO Scientific and Virgo Collaboration) Phys. Rev. D 103, 064017 (2021) arXiv:2012.12128 [gr-qc].
6. J. Aasi et al. (LIGO Scientific Collaboration) Class. Quantum Grav. 32 074001 (2015) arXiv:1411.4547 [gr-qc].
7. F. Acernese et al. (Virgo Collaboration) Class. Quantum Grav. 32 024001 (2015) arXiv:1408.3978 [gr-qc].
8. P. Astone, S. Frasca, C. Palomba Class. Quantum Grav. 22 S1197 (2005).
9. R. Tenorio, D. Keitel, A. M. Sintes Phys. Rev. D 103, 064053 (2021) arXiv:2012.05752 [gr-qc].
10. G. Ashton, R. Prix Phys. Rev. D 97, 103020 (2018) arXiv:1802.05450 [astro-ph.IM].
11. D. Keitel, R. Tenorio, G. Ashton, R. Prix J. of Open Source Softw. 6(60), 3000 (2021) arxiv:2101.10915 [gr-qc]