

Enhancement of superconductivity due to kinetic-energy effect in the strongly correlated phase of the two-dimensional Hubbard model

Takashi Yanagisawa

*Electronics and Photonics Research Institute, Advanced Manufacturing Research Institute,
National Institute of Advanced Industrial Science and Technology 1-1-1 Umezono, Tsukuba, Ibaraki 305-8568, Japan*

We investigated kinetic properties of correlated pairing states in strongly correlated phase of the Hubbard model in two space dimensions. We employ an optimization variational Monte Carlo method, where we use the improved wave function $\psi_\lambda = e^{-\lambda K}\psi_G$ for the Gutzwiller wave function ψ_G with K being the kinetic part of the Hamiltonian. The Gutzwiller-BCS state is stabilized as the potential energy driven superconductivity because the Coulomb interaction energy is lowered while the kinetic energy increases in this state. In contrast, we show that in the ψ_λ -BCS wave function $\psi_{\lambda-BCS} = e^{-\lambda K}P_G\psi_{BCS}$, the Coulomb energy increases and instead the kinetic energy is lowered in the strongly correlated phase where the Coulomb repulsive interaction U is large. The correlated superconducting state is realized as a kinetic energy driven pairing state and this indicates the enhancement of superconductivity due to kinetic-energy effect.

I. INTRODUCTION

The mechanism and various mysterious properties of cuprate superconductors have been intensively studied[1]. It is significant to clarify the mechanism of superconductivity and understand the ground state phase diagram. The solution of mechanism of high-temperature superconductivity will open a way to design new high-temperature superconductors. The CuO_2 plane plays an essentially important role in cuprates[2–8]. The basic model of the CuO_2 plane is the d-p model (or called the three-band Hubbard model)[9–22]. When we neglect oxygen orbitals in the d-p model, we have the one-band Hubbard model. We regard the Hubbard model as an effective model of the d-p model where oxygen degrees of freedom are effectively taken into account in the one-band model. The Hubbard model[23–25] has been studied since it certainly contains essential physics of cuprate high-temperature superconductors[26–44]. The Hubbard model was introduced by Hubbard to understand the metal-insulator transition[45]. The Hubbard model contains fruitful physics although it is very simple. It exhibits interesting physics regarding high-temperature cuprates. For example, we can understand antiferromagnetic insulator, superconductivity, stripes[46–55] and inhomogeneous states[56–61] based on the Hubbard model.

A quantum variational Monte Carlo method is useful in the investigation of the ground state property in a strongly correlated system. We use the optimization variational Monte Carlo method where we use the wave functions with $e^{-\lambda K}$ operator where K stands for the kinetic part of the Hamiltonian[42, 43, 62, 63].

There is a possibility that the kinetic energy plays an important role in realizing high-temperature superconductivity. This issue, kinetic energy driven mechanism, has been addressed for the Hubbard model[64–67] and the t-J model[68–70]. Although this mechanism is referred to as the kinetic energy driven mechanism, the origin of superconductivity in the Hubbard model is the on-site Coulomb repulsive interaction. We discuss the

kinetic energy enhancement of superconductivity in this paper. In the BCS theory, the superconducting (SC) condensation energy comes from the attractive potential energy. In the Gutzwiller-BCS wave function, the SC condensation energy also mainly comes from the Coulomb potential energy. The Coulomb interaction energy is reduced in the SC state compared to that in the normal state, and thus the SC state becomes stabilized. In contrast, the kinetic energy gain stabilizes the SC state for the improved wave function. This results in the enhancement of superconductivity as a kinetic-energy effect.

The paper is organized as follows. In section II we show the model Hamiltonian. In section III we discuss the improved wave functions that we use in this paper. We show the correlated SC wave function in section IV. In section V we show results for the kinetic energy in SC states and discuss the kinetic energy enhanced superconductivity. A summary is given in the last section.

II. OPTIMIZATION VARIATIONAL MONTE CARLO METHOD

A. Hamiltonian and optimized wave functions

The Hubbard Hamiltonian is given by

$$H = \sum_{ij\sigma} t_{ij} c_{i\sigma}^\dagger c_{j\sigma} + U \sum_i n_{i\uparrow} n_{i\downarrow}. \quad (1)$$

The parameters in this model are given as follows. t_{ij} indicates the transfer integral where $t_{ij} = -t$ when i and j are nearest-neighbor pairs $\langle ij \rangle$ and $t_{ij} = -t'$ when i and j are next-nearest neighbor pairs. U indicates the on-site Coulomb energy. N denotes the number of lattice sites and N_e shows that of electrons. The energy is measured in units of t throughout this paper.

We evaluate the expectation values of physical properties by using a Monte Carlo procedure. We start from the Gutzwiller function which is written as

$$\psi_G = P_G \psi_0, \quad (2)$$

where P_G represents the Gutzwiller operator. P_G is given by $P_G = \prod_j (1 - (1-g)n_{j\uparrow}n_{j\downarrow})$ with the parameter g in the range of $0 \leq g \leq 1$. ψ_0 indicates a one-particle state for which we take, for example, the Fermi sea, the BCS state and antiferromagnetically ordered state.

The Gutzwiller function is improved by correlation operators to take into account electron correlations. We employ the wave function given by [42, 62, 71–75]

$$\psi_\lambda = e^{-\lambda K} \psi_G, \quad (3)$$

where K is the noninteracting part of the Hamiltonian given by

$$K = \sum_{ij\sigma} t_{ij} c_{i\sigma}^\dagger c_{j\sigma}. \quad (4)$$

λ is a real parameter. We use the auxiliary field method to calculate expectation values.

B. Superconducting state with correlation

The BCS wave function is

$$\psi_{BCS} = \prod_k (u_k + v_k c_{k\uparrow}^\dagger c_{-k\downarrow}^\dagger) |0\rangle, \quad (5)$$

with coefficients u_k and v_k appearing in the ratio $u_k/v_k = \Delta_k/(\xi_k + \sqrt{\xi_k^2 + \Delta_k^2})$, where Δ_k is the gap function and $\xi_k = \epsilon_k - \mu$ is the dispersion relation. We adopt the d -wave symmetry $\Delta_k = \Delta_{sc}(\cos k_x - \cos k_y)$. The Gutzwiller-BCS state is

$$\psi_{G-BCS} = P_{N_e} P_G \psi_{BCS}, \quad (6)$$

where P_{N_e} indicates the operator that extracts the state with N_e electrons. This wave function is referred to as the resonating-valence bond (RVB) state in the literature [77]: $\psi_{RVB} = \psi_{G-BCS}$.

The improved correlated superconducting wave function is

$$\psi_{\lambda-BCS} = e^{-\lambda K} P_G \psi_{BCS}. \quad (7)$$

This wave function is called the λ -BCS state in this paper. In the formulation of ψ_λ , we use the electron-hole transformation for down-spin electrons: $d_k = c_{-k\downarrow}^\dagger$, $d_k^\dagger = c_{-k\downarrow}$, and the operator for up-spin electrons remains the same: $c_k = c_{k\uparrow}$. In the real space we have $c_i = c_{i\uparrow}$ and $d_i = c_{i\downarrow}^\dagger$. The pair operator $c_{k\uparrow}^\dagger c_{-k\downarrow}^\dagger$ is transformed to $c_k^\dagger d_k$. We can use the auxiliary field method in a Monte Carlo simulation [76].

III. $e^{-\lambda K}$ AND THE RENORMALIZATION GROUP METHOD

Let us discuss on the role of K in the wave function. We write ψ_0 in the form

$$\psi_0 = \sum_j a_j^0 \varphi_j^0. \quad (8)$$

$\{\varphi_j^0\}$ denotes a set of basis functions where j represents the label for the electron configuration. ψ_λ is given as

$$\psi_\lambda = \sum_j a_j^0 e^{-\lambda K} P_G \varphi_j^0. \quad (9)$$

ψ_λ is written as

$$\psi_\lambda = \sum_j a_j^\lambda \varphi_j, \quad (10)$$

where $\{\varphi_j\}$ is a set of basis states. The set $\{\varphi_j\}$ may include $\{\varphi_j^0\}$ because some coefficients a_ℓ^0 s may vanish accidentally in the non-interacting state.

We now show the ground state energy E/N as well as the kinetic energy $E_{kin} = \langle K \rangle$ and the Coulomb energy E_U as functions of U in Fig. 1. The kinetic energy part gives a large contribution to the ground-state energy E when U is large. When $U > 10t$, E_U for ψ_λ almost agrees with that for ψ_G . The difference of E_{kin} for ψ_λ and ψ_G increases when $U > 10t$.

Let us investigate the role of K from the viewpoint of excitations in the momentum space. The operator $e^{-\lambda K}$ controls the weights of excitation modes in the Gutzwiller function $P_G \psi_0$. It is seen that $e^{-\lambda K}$ suppresses high-energy excitations since the eigenvalues of K are large and then $e^{-\lambda K}$ becomes small. This tells us that $e^{-\lambda K}$ plays a role of the projection operator that projects out low lying excitation modes. We point out that the role of $e^{-\lambda K}$ is similar to that of the renormalization group procedure. When the cutoff Λ (\sim the bandwidth) reduces to $\Lambda - d\Lambda$, the states near the Fermi surface are magnified and their contribution increases [78]. The increase of the parameter λ corresponds to reducing contributions from high-energy modes excited by the Gutzwiller operator.

The effect of $e^{-\lambda K}$ is clearly reflected in the momentum distribution function $n_{\mathbf{k}} = \langle c_{\mathbf{k}\sigma}^\dagger c_{\mathbf{k}\sigma} \rangle$. We show $n_{\mathbf{k}}$ in Fig. 2 where we put $U = 10t$ and $N_e = 88$ on a 10×10 lattice. $n_{\mathbf{k}}$ evaluated by using the Gutzwiller function presents an unphysical behavior where $n_{\mathbf{k}}$ near the Fermi surface is greater than that at other wave numbers. This shortcoming of the Gutzwiller function is remedied by $e^{-\lambda K}$ in the improved wave function.

IV. KINETIC ENERGY ENHANCEMENT OF SUPERCONDUCTIVITY

A. Why does the Gutzwiller-BCS state become stable?

In the original BCS theory, the superconducting condensation energy comes from the attractive potential interaction. Let us examine the reason why the Gutzwiller-BCS state $P_G \psi_{BCS}$ becomes stable in the presence of the on-site Coulomb repulsive interaction. We show the kinetic energy E_{kin} and the Coulomb energy E_U in Fig. 3 and Fig. 4 for $P_G \psi_{BCS}$, respectively. The Coulomb energy decreases as Δ_{sc} increases and at the same time

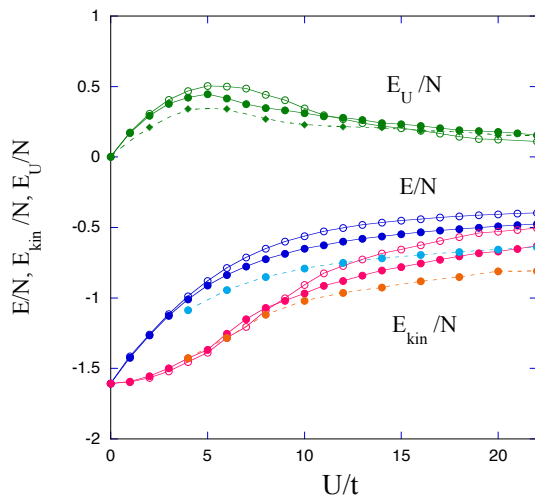


FIG. 1: Ground-state energy E/N , kinetic energy E_{kin}/N and the Coulomb energy E_U/N for ψ_λ as a function of U on a 10×10 lattice. We use $N_e = 88$ and $t' = 0$ with the periodic boundary condition in one direction and antiperiodic one in the other direction. The expectation values for the Gutzwiller function are also shown by open circles. The results E/N , E_{kin}/N and E_U/N for $N_e = 80$ evaluated by ψ_λ are also shown by dashed lines.

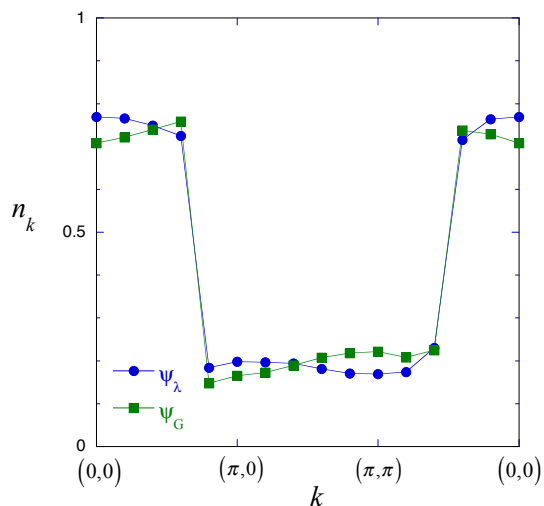


FIG. 2: Momentum distribution function n_k for $N_e = 88$ and $U = 10t$ on a 10×10 lattice. The results for ψ_λ (circles) and ψ_G (squares) are shown.

the kinetic energy increases. The total ground energy E has a minimum as shown in Fig. 5. We can say that the Gutzwiller-BCS state belongs to the same class of superconductivity in the sense that superconductivity is induced by the potential energy. This shows that the Gutzwiller-BCS state $\psi_{G-BCS} = P_G \psi_{BCS}$ is stabilized due to the reduction of the Coulomb potential energy in a similar way to the BCS state, indicating that the Gutzwiller-BCS superconductivity is a potential energy driven superconductivity.

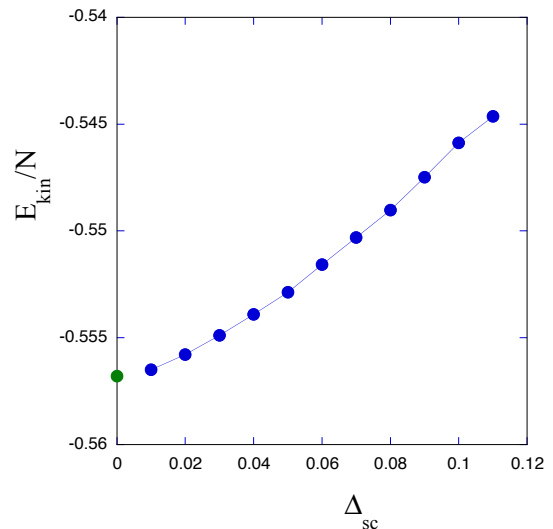


FIG. 3: Kinetic energy E_{kin}/N for the Gutzwiller function as a function of the gap function Δ_{sc} for $U = 18$ and $N_e = 88$ on a 10×10 lattice. The extrapolated value for $\Delta_{sc} \rightarrow 0$ is shown on the y-axis.

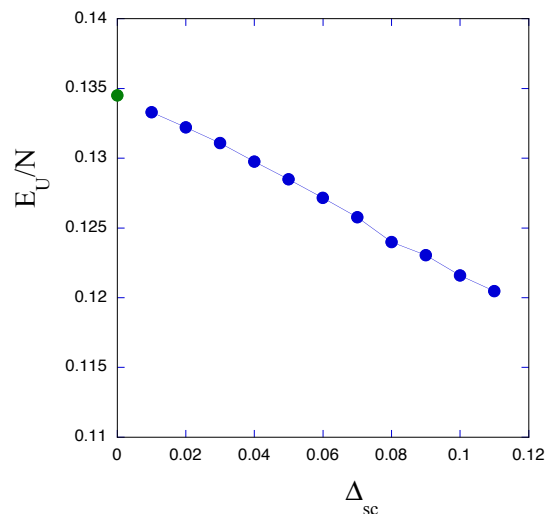


FIG. 4: Coulomb energy E_U/N for the Gutzwiller function as a function of the gap function Δ_{sc} for $U = 18$ and $N_e = 88$ on a 10×10 lattice. The extrapolated value for $\Delta_{sc} \rightarrow 0$ is shown on the y-axis.

B. Why is the SC condensation energy so small?

The U -part of the condensation energy ΔE_{U-sc} is clearly proportional to U . Then ΔE_{U-sc} can be large when U is large and we can expect high-temperature superconductivity. The SC condensation energy ΔE_{sc} is, however, very small compared to the transfer t . ΔE_{sc} becomes very small due to the offset of ΔE_{kin-sc} and ΔE_{U-sc} . As a result the SC transition temperature T_c is very much lower than we expect. We can say that ΔE_{sc} is determined by the competition between kinetic energy effect and interaction effect. Two competitions

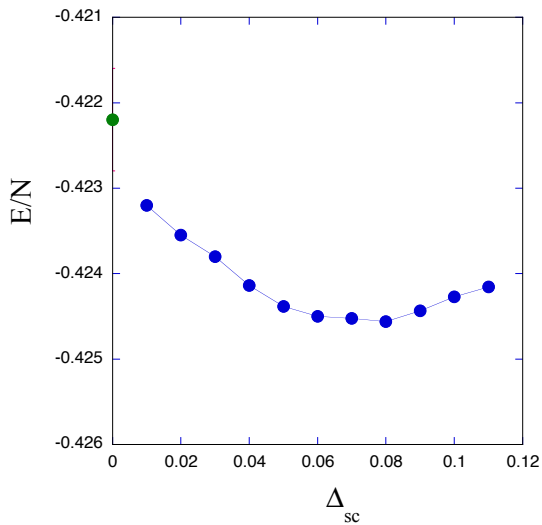


FIG. 5: Ground-state energy E/N for the Gutzwiller function as a function of the gap function Δ_{sc} for $U = 18$ and $N_e = 88$ on a 10×10 lattice. The circle on the y-axis denotes the value extrapolated from E_{kin} and E_U for $\Delta_{sc} \rightarrow 0$.

occur where one is the competition between superconductivity and antiferromagnetism and then the other occurs between kinetic energy and interaction energy. The superconducting transition occurs as a result of two competitions.

C. How does the $\psi_{\lambda-BCS}$ state become stable?

We turn to the improved off-diagonal function ψ_{λ} . We estimate the kinetic energy in the superconducting state $\psi_{\lambda-BCS}$ [79]. We define the SC condensation energy ΔE_{sc} as a sum of two contributions ΔE_{kin-sc} and ΔE_{U-sc} :

$$\Delta E_{sc} = E(\Delta = 0) - E(\Delta = \Delta_{opt}), \quad (11)$$

$$\Delta E_{kin-sc} = E_{kin}(\Delta = 0) - E_{kin}(\Delta = \Delta_{opt}), \quad (12)$$

$$\Delta E_{U-sc} = E_U(\Delta = 0) - E_U(\Delta = \Delta_{opt}), \quad (13)$$

where $\Delta = \Delta_{sc}$ is the SC order parameter and Δ_{opt} is the optimized value which gives the energy minimum. We have

$$\Delta E_{sc} = \Delta E_{kin-sc} + \Delta E_{U-sc}. \quad (14)$$

The kinetic energy in $\psi_{\lambda-BCS}$ is lower than the kinetic energy in the normal state ψ_{λ} , which is shown in Fig. 6. The Coulomb energy expectation value increases as Δ_{sc} increases as shown in Fig. 7. The results show

$$\Delta E_{kin-sc} > 0, \quad \Delta E_{U-sc} < 0, \quad (15)$$

for $\psi_{\lambda-BCS}$ with $U = 18t$ and the hole density $x = 0.12$. Then the ground state becomes superconducting as shown in Fig. 8 where the ground state energy E is

TABLE I: Variations of the kinetic and potential energies in the superconducting state compared to the normal state. T and V denote the kinetic energy and potential energy, respectively.

State	T	V	
BCS	$\Delta T > 0$	$\Delta V < 0$	weak coupling SC
Gutzwiller-BCS	$\Delta T > 0$	$\Delta V < 0$	weakly correlated SC
λ -BCS	$\Delta T < 0$	$\Delta V > 0$	strongly correlated SC

shown as a function of Δ_{sc} . This is in contrast to the Gutzwiller-BCS state and original BCS state for which $\Delta E_{kin-sc} < 0$ and $\Delta E_{U-sc} > 0$. We summarize this in Table. 1.

D. Kinetic energy enhancement of superconductivity

We define the difference of the kinetic energy as

$$\Delta E_{kin} = E_{kin}(\psi_G) - E_{kin}(\psi_{\lambda}), \quad (16)$$

where $E_{kin}(\psi_G)$ and $E_{kin}(\psi_{\lambda})$ indicate the kinetic energy for ψ_G and ψ_{λ} , We can write $\Delta E_{kin} = E_{kin}(\lambda = 0) - E_{kin}(\lambda)$ for the optimized value of λ . ΔE_{kin} has the close relation with the SC condensation energy ΔE_{sc} and its kinetic part ΔE_{kin-sc} .

We show $\Delta E_{kin}/N$ in Fig. 9 for $x = 0.12$ where x is the hole doping rate. The Coulomb energy E_U/N and the superconducting condensation energy $\Delta E_{sc}/N$ are also shown in Fig. 9. ΔE_{kin} begins to increase after the Coulomb energy E_U reaches the peak when $U \approx 8t$. The y axis on the right shows $\Delta E_{kin-sc}/N$ in Fig. 9. ΔE_{kin-sc} shows a similar behavior to ΔE_{kin} . ΔE_{kin-sc} may change sign as a function of U , which is consistent with the analysis for $\text{Bi}_2\text{Sr}_2\text{CaCu}_2\text{O}_{8+\delta}$ [80]. This shows the kinetic energy enhancement of superconductivity.

We compare the kinetic energy difference $\Delta E_{kin}/N$ for $x = 0.12$ (the electron density $n = 0.88$) and $x = 0.20$ ($n = 0.80$) in Fig. 10. $\Delta E_{kin}/N$ decreases when the hole density increases.

V. SUMMARY

We have investigated the electronic properties of the two-dimensional Hubbard model by using the wave function with $e^{-\lambda K}$ correlation operator. The operator $e^{-\lambda K}$ plays a role that is similar to the renormalization group method. $e^{-\lambda K}$ suppresses high-energy modes and would project out low lying modes near the Fermi surface. This is typically shown in the behavior of momentum distribution function $n_{\mathbf{k}}$.

We examined the kinetic energy effect in SC states. The Gutzwiller-BCS state is the potential energy driven SC state, because the SC condensation energy comes

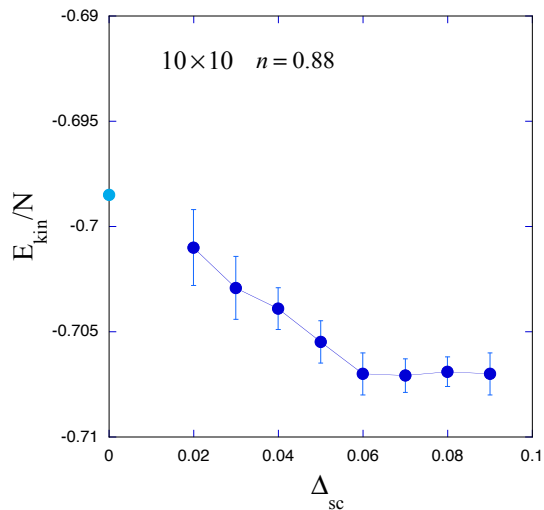


FIG. 6: Kinetic energy E_{kin}/N for $\psi_{\lambda-BCS}$ as a function of the gap function Δ_{sc} for $U = 18$ and $N_e = 88$ on a 10×10 lattice. The circle for $\Delta_{sc} = 0$ denotes the extrapolated value.

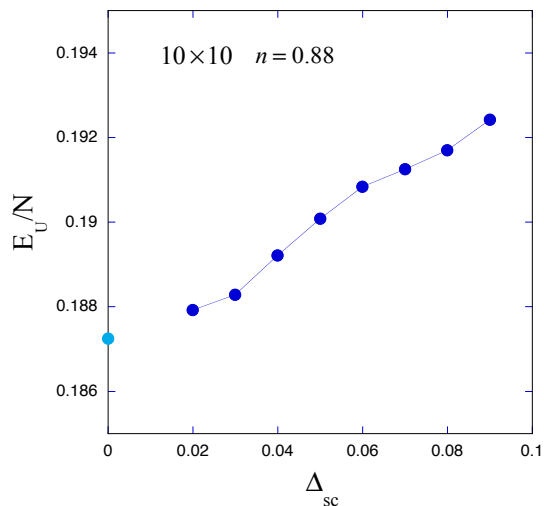


FIG. 7: Coulomb energy E_U/N for $\psi_{\lambda-BCS}$ as a function of the gap function Δ_{sc} for $U = 18$ and $N_e = 88$ on a 10×10 lattice. The circle for $\Delta_{sc} = 0$ denotes the extrapolated value.

from the Coulomb interaction energy. This is the same as the original BCS state where the superconductivity appears due to the attractive interaction. We evaluated the kinetic energy in the improved SC state ($\psi_{\lambda-BCS}$) to find that the kinetic energy gain stabilizes SC state while the expectation value of Coulomb interaction energy increases. This indicates that superconductivity is enhanced due to the kinetic energy effect.

The kinetic energy difference $\Delta E_{kin} = E_{kin}(\psi_G) - E_{kin}(\psi_{\lambda})$ changes sign at $U/t \sim 9$ and increases for $U > 10t$. ΔE_{kin-sc} in the SC state behaves like ΔE_{kin} for $U > 10t$, showing a correlation between ΔE_{kin-sc} and ΔE_{kin} . This indicates the kinetic energy enhancement of superconductivity in the strongly correlated phase. The kinetic energy enhanced mechanism of superconductiv-

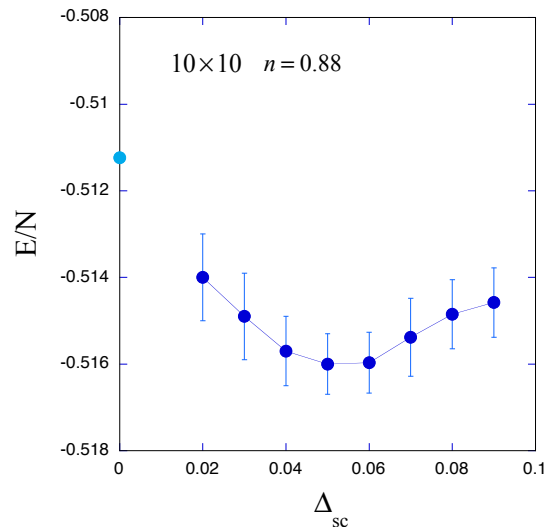


FIG. 8: Ground-state energy E/N for $\psi_{\lambda-BCS}$ as a function of the gap function Δ_{sc} for $U = 18$ and $N_e = 88$ on a 10×10 lattice. The circle for $\Delta_{sc} = 0$ denotes the extrapolated value which agrees with the value obtained by evaluations for the normal state wave function within statistical error.

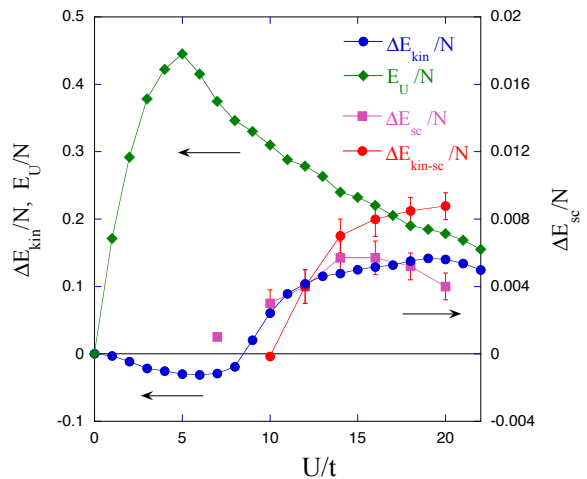


FIG. 9: Kinetic-energy difference $\Delta E_{kin}/N$ and the kinetic-energy gain $\Delta E_{kin-sc}/N$ in the superconducting state $\psi_{\lambda-BCS}$ as a function of U on a 10×10 lattice where $N_e = 88$ and $t' = 0$. The Coulomb energy E_U/N for ψ_{λ} and the condensation energy ΔE_{SC} are also shown. We use the same periodic and antiperiodic boundary conditions as in Fig. 1. The y axis on the right shows the superconducting condensation energy ΔE_{sc} and the kinetic condensation energy $\Delta E_{kin-sc}/N$ for ψ_{λ} .

ity may be different from the conventional mechanism of weak coupling superconductivity.

We here give a discussion on recent results by quantum Monte Carlo method[81], where the ground state of the 2D Hubbard model is investigated for $U = 8$ and the hole density $x = 1/8$. An antiferromagnetic correlation is large and the uniform SC state is not stable for this set of parameters. We should examine the large- U case where

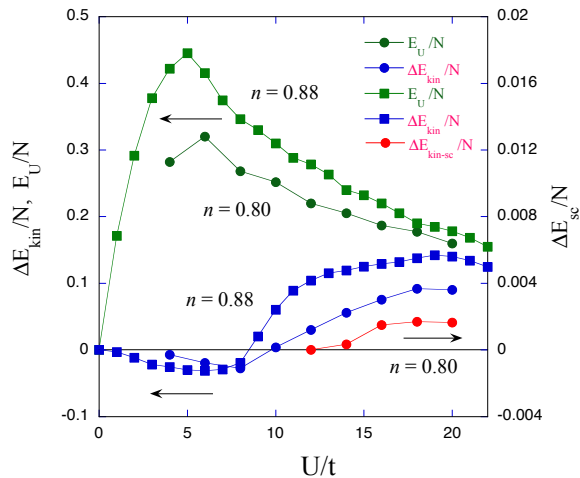


FIG. 10: The Coulomb energy E_U/N , Kinetic-energy difference $\Delta E_{kin}/N$ and the kinetic-energy gain $\Delta E_{kin-sc}/N$ as a function of U on a 10×10 lattice where $N_e = 80$ ($n = 0.80$). $\Delta E_{kin}/N$ and E_U/N for $n = 0.88$ are also shown for comparison. We use the same boundary conditions as in Fig. 1.

U is greater than the bandwidth so that an antiferromag-

netic correlation is suppressed. The striped state may be realized just at $x = 1/8$. In the striped state the paired holes mainly exist along stripes. An inhomogeneous SC state will be realized and a pair correlation function may be anisotropic.

We lastly discuss on the improvement of the wave function. The importance of the exponential factor $e^{-\lambda K}$ is clear it is of course necessary to improve the wave function further by multiplying P_G and $e^{-\lambda K}$ again. The improved wave function is written as $\psi_m = e^{-\lambda_m K} P_G \dots e^{-\lambda_1 K} P_G \psi_0$. ψ_m approaches the exact ground-state wave function as m increases. We believe that we obtain qualitatively the same result for further improved functions because we obtained the finite SC condensation energy in the limit $m \rightarrow \infty$ [72].

A part of computations was supported by the Supercomputer Center of the Institute for Solid State Physics, the University of Tokyo and the Supercomputer system Yukawa-21 of the Yukawa Institute for Theoretical Physics, Kyoto University. This work was supported by a Grant-in-Aid for Scientific Research from the Ministry of Education, Culture, Sports, Science and Technology of Japan (Grant No. 17K05559).

-
- [1] J. B. Bednorz, K. A. Müller: Z. Phys. B 64, 189 (1986).
[2] K. McElroy et al.: Nature 422, 592 (2003).
[3] N. E. Hussey et al.: Nature 425, 814 (2003).
[4] C. Weber, K. Haule, G. Kotliar: Phys. Rev. B 78, 134519 (2008).
[5] M. S. Hybertsen, M. Schlüter, N. E. Christensen: Phys. Rev. B 39, 9028 (1989).
[6] H. Eskes, G. A. Sawatzky, L. F. Feiner: Physica C 160, 424 (1989).
[7] A. K. McMahan, J. F. Annett, R. M. Martin: Phys. Rev. B 42, 6268 (1990).
[8] H. Eskes, G. Sawatzky: Phys. Rev. B 43, 119 (1991).
[9] V. J. Emery: Phys. Rev. Lett. 58, 2794 (1987).
[10] J. E. Hirsch, E. Y. Loh, D. J. Scalapino, S. Tang: Phys. Rev. B 39, 243 (1989).
[11] R. T. Scalettar, D. J. Scalapino, R. L. Sugar, S. R. White: Phys. Rev. B 44, 770 (1991).
[12] A. Oguri, T. Asahata, S. Maekawa: Phys. Rev. B 49, 6880 (1994).
[13] S. Koikegami, K. Yamada: J. Phys. Soc. Jpn. 69, 768 (2000).
[14] T. Yanagisawa, S. Koike, K. Yamaji: Phys. Rev. B 64, 184509 (2001).
[15] T. Yanagisawa, S. Koike, K. Yamaji: Phys. Rev. B 67, 132408 (2003).
[16] T. Yanagisawa, M. Miyazaki, K. Yamaji: J. Phys. Soc. 78, 031706 (2009).
[17] C. Weber, A. Lauchi, F. Mila, T. Giamarchi: Phys. Rev. Lett. 102, 017005 (2009).
[18] B. Lau, M. Berciu, G. A. Sawatzky: Phys. Rev. Lett. 106, 036401 (2011).
[19] C. Weber, T. Giamarchi, C. M. Varma: Phys. Rev. Lett. 112, 117001 (2014).
[20] A. Avella, F. Mancini, F. Paolo, E. Plekhano: Euro. Phys. J. B 86, 265 (2013).
[21] H. Ebrahimnejad, G. A. Sawatzky, M. Berciu: J. Phys. Cond. Matter 28, 105603 (2016).
[22] S. Tamura, H. Yokoyama: Phys. Procedia 81, 5 (2016).
[23] J. Hubbard: Proc. Roy. Soc. London 276, 238 (1963).
[24] J. Hubbard: Proc. Roy. Soc. London 281, 401 (1964).
[25] M. C. Gutzwiller: Phys. Rev. Lett. 10, 159 (1963).
[26] S. Zhang, J. Carlson, J. E. Gubernatis: Phys. Rev. B 55, 7464 (1997).
[27] S. Zhang, J. Carlson, J. E. Gubernatis: Phys. Rev. Lett. 78, 4486 (1997).
[28] T. Yanagisawa, Y. Shimoi, K. Yamaji: Phys. Rev. B 52, R3860 (1995).
[29] T. Nakanishi, K. Yamaji, T. Yanagisawa: J. Phys. Soc. Jpn. 66, 294 (1997).
[30] K. Yamaji, T. Yanagisawa, T. Nakanishi, S. Koike: Physica C 304, 225 (1998).
[31] S. Koike, K. Yamaji, T. Yanagisawa: J. Phys. Soc. Jpn. 68, 1657 (1999).
[32] K. Yamaji, T. Yanagisawa, M. Miyazaki, R. Kadono: J. Phys. Soc. Jpn. 80, 083702 (2011).
[33] T. M. Hardy, P. Hague, J. H. Samson, A. S. Alexandrov: Phys. Rev. B 79, 212501 (2009).
[34] T. Yanagisawa, M. Miyazaki, K. Yamaji: J. Mod. Phys. 4, 33 (2013).
[35] N. Bulut: Advances in Phys. 51, 1587 (2002).
[36] H. Yokoyama, Y. Tanaka, M. Ogata, H. Tsuchiura: J. Phys. Soc. Jpn. 73, 1119 (2004).
[37] H. Yokoyama, M. Ogata, Y. Tanaka: J. Phys. Soc. Jpn. 75, 114706 (2006).
[38] T. Aimi, M. Imada: J. Phys. Soc. Jpn. 76, 113708 (2007).
[39] M. Miyazaki, T. Yanagisawa, K. Yamaji: J. Phys. Chem. Solids 63, 1403 (2002).
[40] T. Yanagisawa: New J. Phys. 10, 023014 (2008).

- [41] T. Yanagisawa: *New J. Phys.* 15, 033012 (2013).
- [42] T. Yanagisawa: *J. Phys. Soc. Jpn.* 85, 114707 (2016).
- [43] T. Yanagisawa: *J. Phys. Soc. Jpn.* 88, 054702 (2019).
- [44] T. Yanagisawa: *Condens. Matter* 4, 57 (2019).
- [45] N. F. Mott: *Metal-Insulator Transitions* 1974, Taylor and Francis Ltd, London.
- [46] J. M. Tranquada, J. D. Axe, N. Ichikawa, Y. Nakamura, S. Uchida, B. Nachumi: *Phys. Rev. B* 54, 7489 (1996).
- [47] T. Suzuki, T. Goto, K. Chiba, T. Shinoda, T. Fukase, H. Kimura, K. Yamada, M. Ohashi, Y. Yamaguchi: *Phys. Rev. B* 57, R3229 (1998).
- [48] K. Yamada, C. H. Lee, K. Kurahashi, J. Wada, S. Wakimoto, S. Ueki, H. Kimura, Y. Endoh, S. Hosoya, G. Shirage, J. Birgeneau, M. Greven, M. A. Kastner, Y. J. Kim: *Phys. Rev. B* 57, 6165 (1998).
- [49] M. Arai, T. Nishijima, Y. Endoh, T. Egami, S. Tajima, K. Tomimoto, Y. Shiohara, M. Takahashi, A. Garrett, S. M. Bennington: *Phys. Rev. Lett.* 83, 608 (1999).
- [50] H. A. Mook, P. Dai, F. Doga, R. D. Hunt: *Nature* 404, 729 (2000).
- [51] S. Wakimoto, R. J. Birgeneau, M. A. Kastner, Y. S. Lee, R. Erwin, P. M. Gehring, S. H. Lee, M. Fujita, K. Yamada, Y. Edoh, K. Hirota, G. Shirane: *Phys. Rev. B* 61, 3699 (2000).
- [52] A. Bianconi, N. L. Saini, A. Lanzara, M. Missori, T. Rossetti, H. Oyaagi, H. Yamaguchi, K. Oka, T. Ito: *Phys. Rev. Lett.* 76, 3412 (1996).
- [53] T. A. Maier, G. Alvarez, M. Summers and T. C. Schulthess: *Phys. Rev. Lett.* 104, 247001 (2010).
- [54] R. Mondaini, T. Ying, T. Paiva and R. T. Scalettar, *Phys. Rev. B* 86, 184506 (2012).
- [55] A. Bianconi: *Nature Phys.* 9, 536 (2013).
- [56] J. E. Hoffman, K. McElroy, D.-H. Lee, K. M. Lang, H. Eisaki, S. Uchida, J. C. Davis: *Science* 295, 466 (2002).
- [57] W. D. Wise, M. C. Boyer, K. Chatterjee, T. Kondo, T. Takeuchi, H. Ikuta, Y. Wang, E. W. Hudson: *Nature Phys.* 4, 696 (2008).
- [58] T. Hanaguri, C. Lupien, Y. Kohsaka, D.-H. Lee, M. Azuma, M. Takano, H. Takagi, J. C. Davis: *Nature* 430, 1001 (2004).
- [59] T. Yanagisawa, S. Koike, M. Miyazaki, K. Yamaji: *J. Phys. Condens. Matter* 14, 21 (2001).
- [60] T. Ying, R. Mondaini, X. D. Sun, T. Paiva, R. M. Fye and R. T. Scalettar, *Phys. Rev. B* 90, 075121 (2014).
- [61] S. Yang, T. Ying, W. Li, J. Yang, X. Sun and X. Li, *J. Phys. Condens. Matter* 33, 115601 (2021).
- [62] T. Yanagisawa, S. Koike, K. Yamaji: *J. Phys. Soc. Jpn.* 67, 3867 (1998).
- [63] T. Yanagisawa, M. Miyazaki: *EPL* 107, 27004 (2014).
- [64] Th. A. Maier, M. Jarrell, A. Macridin, C. Slezak: *Phys. Rev. Lett.* 92, 027005 (2004).
- [65] M. Ogata, H. Yokoyama, Y. Yanase, Y. Tanaka, H. Tsuchiura: *J. Phys. Chem. Solids* 67, 37 (2006).
- [66] E. Gull, A. J. Millis: *Phys. Rev. B* 86, 241106 (2012).
- [67] L. F. Tocchio, F. Becca, S. Sorella: *Phys. Rev. B* 94, 195126 (2016).
- [68] S. Feng: *Phys. Rev. B* 68, 184501 (2003).
- [69] P. Wrobel, R. Eder, R. Micnas: *J. Phys.: Condens. Matter* 15, 2755 (2003).
- [70] H. Guo, S. Feng: *Phys. Lett. A* 361, 382 (2007).
- [71] H. Otsuka: *J. Phys. Soc. Jpn.* 61, 1645 (1992).
- [72] T. Yanagisawa, S. Koike, K. Yamaji: *J. Phys. Soc. Jpn.* 68, 3608 (1999).
- [73] D. Eichenberger, D. Baeriswyl: *Phys. Rev. B* 76, 180504 (2007).
- [74] D. Baeriswyl, D. Eichenberger, M. Menteshashvili: *New J. Phys.* 11, 075010 (2009).
- [75] D. Baeriswyl: *J. Supercond. Novel Magn.* 24, 11571 (2011).
- [76] T. Yanagisawa: *Phys. Rev. B* 75, 224503 (2007).
- [77] P. W. Anderson, *Science* 235, 1196 (1987).
- [78] K. G. Wilson: *Rev. Mod. Phys.* 47, 773 (1975).
- [79] T. Yanagisawa, M. Miyazaki, K. Yamaji: *Proceeding of International Conference on Quantum Complex Matter 2020; Condensed Matter* 6, 12 (2021).
- [80] G. Deutscher, A. F. Santander-Syro, N. Bontemps: *Phys. Rev. B* 72, 092504 (2005).
- [81] M. Qin, C.-M. Chung, H. Shi, E. Vitali, C. Hubig, U. Schollwöck, S. R. White and S. Zhang, *Phys. Rev. X* 10, 031016 (2020).