

PassFlow: Guessing Passwords with Generative Flows

Giulio Pagnotta

Dipartimento di Informatica
Sapienza University of Rome
pagnotta@di.uniroma1.it

Dorjan Hitaj

Dipartimento di Informatica
Sapienza University of Rome
hitaj.d@di.uniroma1.it

Fabio De Gaspari

Dipartimento di Informatica
Sapienza University of Rome
degaspari@di.uniroma1.it

Luigi V. Mancini

Dipartimento di Informatica
Sapienza University of Rome
mancini@di.uniroma1.it

Abstract—Recent advances in generative machine learning models rekindled research interest in the area of password guessing. Data-driven password guessing approaches based on GANs, language models and deep latent variable models have shown impressive generalization performance and offer compelling properties for the task of password guessing.

In this paper, we propose PassFlow, a flow-based generative model approach to password guessing. Flow-based models allow for precise log-likelihood computation and optimization, which enables exact latent variable inference. Additionally, flow-based models provide meaningful latent space representation, which enables operations such as exploration of specific subspaces of the latent space and interpolation. We demonstrate the applicability of generative flows to the context of password guessing, departing from previous applications of flow-networks which are mainly limited to the continuous space of image generation. We show that PassFlow is able to outperform prior state-of-the-art GAN-based approaches in the password guessing task while using a training set that is *orders of magnitudes smaller* than that of previous art. Furthermore, a qualitative analysis of the generated samples shows that PassFlow can accurately model the distribution of the original passwords, with even non-matched samples closely resembling human-like passwords.

Index Terms—password guessing; neural networks; generative flows

I. INTRODUCTION

Several decades after their introduction in the field of computer science, text-based passwords continue to be the most widely used authentication mechanism. Password-based systems are simple to implement, efficient and familiar to users. However, passwords suffer from well-known drawbacks and vulnerabilities, mainly due to the limited complexity and inherent structure present in human-generated passwords, which heavily restrict the regions of space in which such passwords reside. Traditional password guessing tools, such as John The Ripper(JTR) [1] and HashCat [19], exploit this markedly uneven distribution in the password space to generate high-probability password guesses that fall in the dense areas of the space where human-like passwords reside. These tools are able to approximate the distribution of human-like passwords primarily based on carefully generated rules handcrafted by human experts, which is a laborious task that requires a high level of domain-specific expertise.

To address the limitations of traditional tools, in recent years different unsupervised learning-based approaches to password guessing based on generative models have been proposed. These

generative models are carefully designed to autonomously learn structure and patterns that are characteristic of human-generated passwords, with the goal of improving password guessing performance and removing the need for domain-specific expertise. Generative Adversarial Network (GAN) based approaches, such as PassGAN [22] and Pasquini *et al.* [33], are able to learn an implicit representation of the password space based on an approximation of the probability density function of the generation process. GAN-based approaches are therefore unable to directly provide estimates for the probability density of a sample, but are still able to generate high probability passwords that are very close to human generated passwords. Moreover, GANs cannot directly represent samples in a latent space unless an encoder is separately trained, and might not have full support over the data distribution [27]. Password guessing approaches based on deep latent variable models, such as Variational Autoencoders (VA) and Wasserstein Autoencoders [33] (WAE), explicitly learn a mapping between the password distribution and a prior latent space distribution based on the Evidence Lower Bound (ELBO) loss function. Differently from GANs, these models provide a direct way to evaluate the probability density of a sample and can also generate high probability passwords that follow the distribution of human generated passwords. However, due to the reliance on the ELBO function for optimization, these models only learn an approximation of the posterior probability $p(z|x)$ and, therefore, an approximation of the latent variable z corresponding to a datapoint x .

This paper introduces *PassFlow*, a novel password guessing approach based on generative flows [13]. Generative flows provide several advantages over GANs and deep latent variable models. First, differently from GANs, flow networks provide an explicit latent space by learning an invertible mapping between a datapoint x and its latent representation z . The availability of an explicit latent space enables complex operations on latent points z such as interpolation between different points and meaningful alterations of existing points. Second, differently from VA and WAE, flow networks are optimized using exact log likelihood computation, rather than with a function providing a lower bound for the expectation of a sample. This means that flow models are able to provide exact latent variable inference, compared to an approximate inference for VA and WAE. We show that these properties allow flow-based generative models

to outperform deep latent variable models in the password guessing task, while remaining competitive with state-of-the-art GANs. However, while GAN architectures have seen extensive research and fine-tuning, flow-based models have just began to attract significant attention from the research community [7], [14], [27], [28]. It seems reasonable that, in the near future, flow-based architectures will also see extensive improvements and fine-tuning. Moreover, flow networks enable latent space operations such as interpolation which are not directly possible with GAN architectures, unless separate models are trained for encoding.

To summarize, our contributions are as follows:

- We introduce PassFlow, a flow-based generative architecture for password guessing, proving its applicability in this domain. To the best of our knowledge, this is the first work that shows the applicability of flow networks to the password guessing problem, as well as one of the first works exploring their use in domains other than image generation.
- We extensively evaluate PassFlow and show that it outperforms both state-of-the-art GANs and deep latent variable models in the password guessing task.
- We show PassFlow can generalize extremely well with a dataset that is *two orders of magnitude smaller* compared to state-of-the-art GANs and deep latent variable models. This means that, contrary to prior art architectures, PassFlow can be effectively used even when only a small subset of the target password set is known.
- We thoroughly analyze the structure of the latent space learned by PassFlow and show that it is able to capture a meaningful representation of the data space, allowing operations such as interpolation between different password samples and exploration of dense areas of the space.

This paper is organized as follows: in Section II we present relevant background knowledge; in Section III we introduce PassFlow, our flow-based generative approach for password guessing; in Section V we present our experimental results. Section VI discusses the related work in the password guessing domain and finally Section VIII discusses future work and concludes the paper.

II. BACKGROUND

Flow-based generative models are a category of deep latent variable models based on the concept of flows [13], [14]. A flow is a bijective function f_θ from a domain $X \subseteq \mathbb{R}^D$ to a codomain $Z \subseteq \mathbb{R}^D$, where θ represent the parameters learned by the model. Typically, in flow networks f_θ is a composition of a sequence of k bijective functions f_i , such that the relationship between a random variable $x \in X$ and its latent representation $z \in Z$ is as follows:

$$z = f_\theta(x) = (f_k \circ f_{k-1} \circ \dots \circ f_1)(x) \quad (1)$$

Given that each f_i is bijective, f_θ is also bijective and x can be obtained given a latent representation z simply by:

$$x = f_\theta^{-1}(z) = (f_1^{-1} \circ f_2^{-1} \circ \dots \circ f_k^{-1})(z) \quad (2)$$

Under the change of variable formula, using Equation 2, we can define the probability density function $p_\theta(x)$ as follows:

$$p_\theta(x) = p_z(z) \left| \det \left(\frac{\partial z}{\partial x} \right) \right| \quad (3)$$

$$= p_z(f_\theta(x)) \left| \det \left(\frac{\partial f_\theta(x)}{\partial x} \right) \right| \quad (4)$$

$$\begin{aligned} \log(p_\theta(x)) &= \log(p_z(f_\theta(x))) + \log \left(\left| \det \left(\frac{\partial f_\theta(x)}{\partial x} \right) \right| \right) \\ &= \log(p_z(f_\theta(x))) + \sum_{i=1}^k \log \left(\left| \det \left(\frac{\partial f_i(x)}{\partial x} \right) \right| \right) \end{aligned} \quad (5)$$

where $\frac{\partial f_\theta(x)}{\partial x}$ is the Jacobian matrix of the function f_θ at point x and p_z is an easy-to-sample, factorized prior distribution for z (e.g., multivariate gaussian). In this context, the Jacobian matrix can be thought of as a scale parameter that defines the change in (log-)density when going from x to $f_\theta(x)$.

Flow models are typically trained by minimizing the negative log-likelihood function. Given a dataset of samples $I = \{x_i | 0 \leq i < N\}$, the loss function is defined as:

$$\mathcal{L}(I) = \frac{1}{N} \sum_{i=1}^N -\log(p_\theta(x_i)) \quad (7)$$

$$= \frac{1}{N} \sum_{i=1}^N -\log(p_z(f_\theta(x_i))) - \log \left(\left| \det \left(\frac{\partial f_\theta(x_i)}{\partial x_i} \right) \right| \right) \quad (8)$$

where Equation 8 is obtained by substituting Equation 5 in 7. In order for Equation 8 to be tractable, the determinant of the Jacobian matrix must be easily computable and therefore f_θ cannot be an arbitrary (invertible) function. The specific function adopted in this work and its Jacobian determinant are discussed in Section III-A.

Exact samples from the distribution X can be easily calculated by sampling from the latent prior distribution p_z . A sample $z \sim p_z$ is drawn from the latent distribution, and its preimage is computed with the inverse flow $x = f_\theta^{-1}(z)$. Similarly, the probability density for a datapoint x can be computed by calculating the probability of its image $p_z(z) = p_z(f_\theta(x))$ and multiplying it by the determinant of the Jacobian of f_θ calculated at point x (Equation 3).

III. PASSFLOW

This section introduces *PassFlow*, a novel application of invertible flows in the domain of password guessing. Invertible flows have shown promising results in the image domain, where they have been successfully used to model the continuous

distribution of natural images, generating realistic samples and enabling complex latent space manipulations [13], [14], [34]. Inspired by these recent advances, we modify and adapt these architectures to work in the 1-dimensional domain of passwords. To the best of our knowledge, we are the first to adopt and prove the effectiveness of flow architectures in this domain, and one of the first to explore the applicability of flow networks outside of the continuous domain of image generation [45].

We base our architecture on the work of Dinh *et al.* [14] to learn a model that is bijective and has tractable Jacobian determinant, allowing exact negative log-likelihood optimization.

A. Architecture of the Coupling Layers

As discussed in Section II, a critical requirement for the architecture of the network is that the Jacobian determinant is tractable and that the inverse function f_θ^{-1} is easily computable. The coupling layer is the component of the invertible neural network architecture that ensures these properties. Each coupling layer is roughly equivalent to a single step f_i of the function composition f_θ (see Equation 1). Our work bases the design of the coupling layers on the work of Dinh *et al.* [14], where the authors propose the use of a coupling layer that has the following structure:

$$z_{1:d} = x_{1:d} \quad (9)$$

$$z_{d+1:D} = x_{d+1:D} \odot \exp(s(x_{1:d})) + t(x_{1:d}) \quad (10)$$

where $:$ is the slicing operator, D is the dimensionality of X (and, therefore, Z), \odot is the Hadamard product and s and t are scale and translation functions respectively. In practice, we implement s and t as two residual block-based neural networks due to the impressive generalization performance of these architectures [20]. The Jacobian of the above equation can be calculated as:

$$\mathbb{J} = \frac{\partial z}{\partial x} = \begin{bmatrix} \mathbb{I}_d & 0 \\ \frac{\partial z_{d+1:D}}{\partial x_{1:d}} & \text{diag}(\exp[s(x_{1:d})]) \end{bmatrix} \quad (11)$$

Since \mathbb{J} is a triangular matrix, its determinant can be efficiently computed as the product of the diagonal elements of the matrix:

$$\det(\mathbb{J}) = \prod_j \exp[s(x_{1:d})_j] = \exp\left[\sum_j s(x_{1:d})_j\right] \quad (12)$$

The inverse of Equations 9 and 10 can also be easily computed, which means that sampling from the latent distribution and computing the preimage can be done efficiently.

1) *Masking*: The effectiveness of the coupling layer described above is predicated on an appropriate splitting of the input features x . Intuitively, Equation 10 is computing z by conditioning half the values of x ($x_{d+1:D}$) on a (learned) transformation of the remaining half ($x_{1:d}$). It is therefore fundamental to choose a partitioning scheme that can effectively

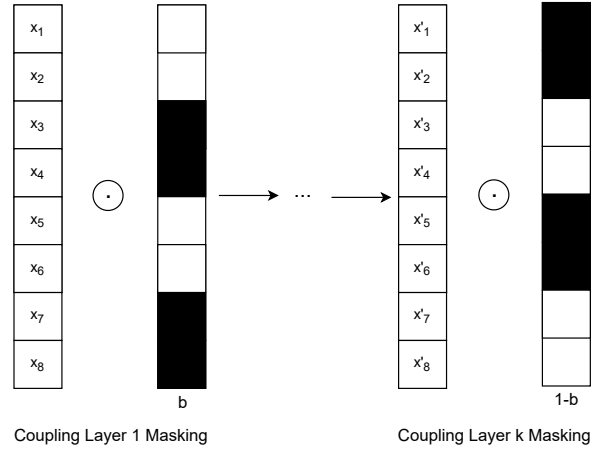


Fig. 1: Example of coupling layer masking with the binary mask obtained for $m=2$. Binary mask b and $1-b$ are alternated. The first coupling layer uses mask b , a later coupling layer uses the negated mask $1-b$.

exploit the correlation between different elements of the input vector x .

Since passwords are the domain of our model, we use a partitioning scheme that exploits the local correlation between consecutive runs of characters. More specifically, for each layer, we define a *binary mask* $b \in \{0, 1\}^D$ with runs of m consecutive zeroes and ones that is used to partition vector x :

$$z = b \odot x + (1-b) \odot (x \odot \exp(s(b \odot x)) + t(b \odot x)) \quad (13)$$

In order to capture complex correlations between different portions of the input x , different coupling layers of the network can use different binary masks. In particular, to avoid portions of the input being unchanged when going from X to Z , alternating binary masks should be used in the coupling layers (see Figure 1).

B. Dynamic Sampling with Penalization

Optimizing the network under the loss defined in Equation 7 forces the model to learn a non-linear transformation f_θ that maps the probability distribution p_x of the domain X , into a (predefined) target probability distribution p_z for the codomain Z . Given that f_θ is bijective, we can then easily generate an observation $x \in X$ by sampling $z \sim p_z$ and applying f_θ^{-1} . Due to the optimization under maximum likelihood, the transformation f_θ is encouraged to map regions of X with high probability density to regions with relatively high probability density in Z . This contraction effect is balanced by the Jacobian determinant, which penalizes contraction and favours expansions in regions of high density in the data space.

This behaviour of f_θ , coupled with the factorized structure of the prior p_z , has the effect that high density regions in the data space are projected to regions of the latent space with smoother density [4].

The smoothness of the latent space results in a number of interesting properties. In particular, given the latent representation of data point $z_i = f_\theta(x_i)$, we find that by moving in the neighbourhood of z_i we remain in a high density region of the latent space, i.e., neighbouring points of z_i have a high probability of corresponding to valid samples in the data space (in our case, realistic passwords). We empirically demonstrate the smoothness of the latent space of our model in Section V-B. We can exploit this smoothness property to greatly improve our guessing strategy. We can notice in Equation 4 that, in our generative process, the probability distribution $p(x)$ is dependent on the parameters learned by our model (θ in the equation) and on the prior distribution that we impose on our latent space (p_z). We can therefore directly influence the probability density that our model assigns to a point x_i by altering the prior probability distribution p_z . This property allows us to dynamically adapt the distribution modeled by our network and condition it on the set of passwords successfully matched, by choosing a prior distribution p_z that maximizes the likelihood of these matches. The resulting probability density function of the latent space is as follows:

$$p_z(z|M) = \sum_{i=0}^{|M|} \phi(z_i) \mathcal{N}(z_i, \sigma_i) \quad (14)$$

where M is the set of latent points corresponding to the currently guessed passwords, σ is the variance of the i -th Gaussian and ϕ is a function defining a penalization factor for the i -th matched sample in the mixture of Gaussians. The above property is also used in [33], however, in their work the authors use a uniform distribution to weight each sample z_i in the mixture of Gaussians, while we introduce a dynamic penalization function that reduces the influence of a subset of $z_i \in M$ in the mixture over time. In particular, the coefficient $\phi(z_i)$ decreases the longer an individual matched sample z_i has been in the guessed set M , reaching 0 after a set number of iterations has elapsed. We further discuss the importance of the Dynamic Sampling algorithm and the penalization factor ϕ in Section V-B and V-D respectively, and their implementation in Section IV.

C. Reducing Collisions with Data-space Gaussian Smoothing

PassFlow learns a mapping for passwords between the discrete data space $X \subseteq \mathbb{N}^D$ and the continuous latent space $Z \subseteq \mathbb{R}^D$. Consequently, the model can only learn an approximation of a bijection between X and Z , since $|\mathbb{R}| > |\mathbb{N}|$. This implies that different latent points $z_i \in Z$ are mapped to the same data point $x \in X$, which means that multiple, separate latent points when sampled can result in the same generated password (collision). In general, from our evaluation we find that the probability of a collision is higher when the sampled points are close in the latent space. This behavior introduces a tradeoff between different values of the parameter σ_i used in dynamic sampling. Using large σ_i values in Equation 14 increases the search space around a given matched sample z_i . This results in passwords that are potentially very different

from the original matched password x_i and less collisions, but lowers the chance of a successful match. On the other hand, a small σ_i restricts the search to regions very close to z_i , resulting in passwords that are structurally similar to the matched password x_i and increasing the probability of a successful match. However, small values of σ_i increase the probability of collisions considerably.

We address the problem of collisions by introducing *data-space Gaussian Smoothing* (GS). After generating a data point x_i by sampling and inverting a latent point z_i , we incrementally add small random perturbations sampled from a Gaussian distribution. By maintaining the variance of the Gaussian small, we can alter the generated data point and reduce the probability of collisions, while remaining in the neighborhood of the original point x_i . We show in the evaluation that data-space Gaussian Smoothing is extremely effective in preventing collisions, especially when using dynamic sampling with low σ_i values, resulting in much higher number of matches compared to the base dynamic sampling approach.

IV. IMPLEMENTATION DETAILS

This section briefly describes some details of our implementation with respect to the dynamic sampling algorithm, the penalization function ϕ , and the interpolation algorithm used.

A. Dynamic Sampling algorithm

Algorithm 1 describes our Dynamic Sampling (DS) approach. The notation is as follows: Ω is the test set of passwords that we are trying to guess. P is the set of all the passwords generated by our model that match a password in Ω . The parameter α defines how many matches are required before dynamic sampling is activated. We use the original prior distribution p_z for the latent space until a predetermined number of matches is found, after which the prior distribution is changed to that defined in Equation 14. The rationale behind the α parameter is that we do not want to heavily condition the distribution probability used for sampling before an appropriate number of matches is found, as doing so could lead the generator to regions of the latent space with low probability density. M is the set of latent points z_i corresponding to each matched datapoint $p_i \in P$. M_h is a dictionary defining, for each latent point $z_i \in M$, for how many iterations z_i has been used to condition the latent space probability distribution. It is used by the function ϕ to calculate the penalization factor for a previously matched latent point, adding an additional dynamic factor to the definition of the latent space posterior distribution.

B. ϕ function and Dynamic Sampling parameters

In our evaluation we implement the penalization function ϕ as a step function: given a threshold γ and a matched latent point z_j , $\phi(z_j, \gamma)$ returns 1 if z_j has been used less than γ times in the mixture of Gaussians, and 0 otherwise.

Table I reports the α , σ and γ values used to obtain the best performance reported in Table III. Parameter α represents the threshold parameter after which dynamic sampling is enabled. σ represents the standard deviation used for each element of

Algorithm 1: Dynamic Sampling with Penalization

Input: Set: Ω , Int: α , Int: $num_guesses$
Output: Set: P
Data: Set: P , Set: M , Dict: M_h

```

1  $p_{prior} \sim \mathcal{N}(\mu, \sigma)$ 
2 while  $num\_guesses > 0$  do
3    $num\_guesses \leftarrow num\_guesses - 1$ 
4    $z \leftarrow p_{prior}$ 
5    $p \leftarrow f_{\theta}^{-1}(z)$ 
6   if  $p \in \Omega$  then
7      $P \leftarrow P \cup p$ 
8      $M \leftarrow M \cup z$ 
9      $M_h[z] \leftarrow M_h[z] + 1$ 
10    if  $|M| > \alpha$  then
11       $p_{prior} \leftarrow \sum_{i=1}^{|M|} \phi(M_h[M_i]) \mathcal{N}(M_i, \sigma_i)$ 

```

TABLE I: The dynamic sampling parameters used to obtain the number of matches reported in Table III

Guesses	α	σ	γ
10^4	1	0,12	2
10^5	1	0,12	2
10^6	5	0,12	2
10^7	50	0,12	10
10^8	50	0,15	10

the mixture of Gaussians and γ represents the threshold used in the step function.

C. Interpolation algorithm

Considering two different passwords, a *start* password and a *target* password, we show that we can use PassFlow to interpolate in the latent space from *start* password to the *target* password. Algorithm 2 shows the pseudocode of our implementation of interpolation. We first preprocess the *start* and *target* passwords (see Section IV-D) and obtain their latent representation z_1 and z_2 respectively. Given a predefined number of interpolation *steps* to move from *start* to *target* password, we compute δ (the step size in the latent space) by taking the difference between z_2 and z_1 and dividing that value by the desired number of *steps*. Iterating over the number of *steps*, we generate intermediate points i by adding to z_1 the step size δ times the current step number.

D. Dataset and Model Parameters

The RockYou dataset [39] contains $\sim 32,5M$ passwords. To directly compare our flow-based model with previous work, we use the same setting of Hitaj et al. [22] and Pasquini et al. [33] by training PassFlow on passwords of length 10 or less. This results in a total of roughly 29,5 millions passwords from the whole RockYou dataset. This reduced dataset is split in a 80/20 ratio as done also by Hitaj et al. [22], where 80% is for training and the remaining 20% for testing. Out of the 80% selected for the training (~ 23.5 million passwords) we

Algorithm 2: Interpolation

Input: Str: *start*, Str: *target*, Int: *steps*
Output: Set: *interpolations*
Data: Set: *interpolations*

```

1  $x_1 \leftarrow preprocess(start)$ 
2  $x_2 \leftarrow preprocess(target)$ 
3  $z_1 \leftarrow f_{\theta}(x_1)$ 
4  $z_2 \leftarrow f_{\theta}(x_2)$ 
5  $\delta \leftarrow (z_2 - z_1) / steps$ 
6 for  $j \leftarrow 0$  to  $steps$  do
7    $i \leftarrow f_{\theta}^{-1}(z_1 + \delta * j)$ 
8    $interpolations \leftarrow interpolations \cup i$ 

```

randomly sample 300,000 instances that we use to train our model. The remaining 20% that we use as the test set, accounts for approximately 6 million passwords of length 10 or less. This set is cleaned the same way as [22] by removing duplicates and intersection with the training set, resulting in approximately 1.94 million unique instances which we use to evaluate and compare the password generation performance of PassFlow.

The PassFlow architecture uses 18 coupling layers and all the binary masks used have $m=1$ (see Section III-A). Each coupling layer's s and t functions are based on ResNet [?] architecture containing 2 residual blocks with a hidden size of 256 units. PassFlow was trained over 400 epochs using Adam [26] optimizer with a batch size of 512 and learning rate equal to 0,001. We pick the best performing epoch for our password generation task. Before feeding the data for training we convert the passwords in feature vectors that contain their numerical representation and then we normalize by the size of the alphabet.

V. EVALUATION

A. Password Guessing Performance

Table II presents a comparison among the password guessing performance of our flow-based generative model, with and without dynamic sampling and dynamic sampling with Gaussian Smoothing (PassFlow-Static, PassFlow-Dynamic, PassFlow-Dynamic+GS respectively) and that of prior art. In particular, we compare against the GAN based approaches of Pasquini et al. [33] and of Hitaj et al. [22] (PassGAN), and against the Context Wasserstein Autoencoder (CWAE) deep latent variable model of Pasquini et al. [33]. For each approach, the table shows the percentage of samples generated that match a password present in the RockYou test set (see Section IV-D). Care was taken to appropriately clean the test set by removing any intersection between the training and test set, as well as removing any duplicate passwords in the test set. This is done to provide a precise evaluation of the generalization performance of the models, excluding potential overfitting artifacts.

As Table II shows, the performance of PassFlow-Static is superior to that of comparable deep latent variable models such as CWAE for all sample sizes. Nevertheless, the performance of PassFlow-Static cannot match that of GANs, trailing both Hitaj

TABLE II: The % of matched passwords by GANs from Hitaj et al. [22] and Pasquini et al., CWAE from Pasquini et al. [33] and *PassFlow*, over the RockYou [39] test set (~ 1.94 million).

Method	Number of Guesses				
	10^4	10^5	10^6	10^7	10^8
PassGAN, Hitaj <i>et al.</i> [22]	0.01	0.05	0.38	2.04	6.63
GAN, Pasquini <i>et al.</i> [33]	-	-	-	-	9.51
CWAE, Pasquini <i>et al.</i> [33]	0.00	0.00	0.05	0.42	3.06
PassFlow-Static	0.00	0.01	0.10	0.82	3.95
PassFlow-Dynamic	0.01	0.12	0.59	2.60	8.08
PassFlow-Dynamic+GS	0.01	0.13	0.78	3.37	9.92

et al. and Pasquini et al.’s approaches on all sample sizes. When we consider the performance of PassFlow-Dynamic, we can see that our approach outperforms both CWAE and PassGAN on all sample sizes, often by a considerable margin, while remaining competitive with the GAN of Pasquini et al. on most sample sizes. However, when we consider the performance of PassFlow-Dynamic+GS, we can see that our approach outperforms all previous password guessing approaches on all sample sizes.

We believe that these results are remarkable for a number of reasons: (1) while GAN architectures have seen extensive research and fine-tuning, flow-based models are still in their infancy and are only now beginning to attract more attention from the research community [7], [14], [24], [27], [28], [31], [36]. It seems reasonable that, in the near future, flow-based architectures will be improved and fine-tuned similarly to what happened with GANs. We would then expect to see similar improvements for flow-based architectures as we see between PassGAN and the GAN of Pasquini et al.; (2) All PassFlow results in Table II are obtained with a training set comprised of only 300K password samples, which is 2 *orders of magnitude smaller* than the training set used by the other approaches (~ 23.5 million samples). This proves the ability of flow-based architectures to correctly model the dataset distribution and generalize well with much less information than other types of architectures.

Table III provides a detailed comparison between the four latent space models CWAE, PassFlow-Static, PassFlow-Dynamic and PassFlow-Dynamic+GS, with a particular focus on the number of unique passwords generated. As we can notice, the margin by which PassFlow-Static outperforms CWAE decreases proportionally to the increase in the difference of unique passwords generated. Considering 10^8 generated passwords, CWAE samples $\sim 10\%$ more unique passwords than PassFlow-Static. However, PassFlow-Static is able to outperform CWAE on this sample size too. This increasing difference in the number of unique passwords generated is related to the dimensionality of the latent space of the two models. Since CWAE is based on an AutoEncoder architecture, the dimensionality of the latent space can be varied arbitrarily and is not bound by the dimensionality of the data space. In [33], the authors chose 128 dimensions to represent data in the latent space. However, with flow architectures we cannot choose an arbitrary dimensionality for the latent space, as it is tied to the dimensionality of the data space. In our evaluation, similar to prior work on the password guessing domain [22],

[33], we use passwords with max length of 10 characters to train and test our models, and therefore the latent space is also bound to 10 dimensions. Consequently, we have a much higher probability of generating duplicate data points from our 10-dimensional Gaussian compared to the 128-dimensional Gaussian in [33]. This issue is exacerbated by the transition from a continuous latent space to a discrete data space, as previously discussed in Section III-C.

On the other hand, the number of unique samples generated by our dynamic sampling approach are even lower than that of PassFlow-Static. This is expected, as with dynamic sampling we are altering the prior distribution of the latent space by conditioning on the set of successfully matched passwords. Effectively, we are altering the mean and variance of the D-dimensional Gaussian used for latent space sampling, restricting the regions of the manifold that we explore to those close to already matched passwords. Nonetheless, since we are exploring regions of the latent space with high probability density (i.e., likely real passwords), we are able to match a much larger number of passwords in the test set and heavily outperform CWAE. Finally, PassFlow-Dynamic+GS, which adds data-space Gaussian Smoothing to the generation process, greatly improves both the amount of unique samples generated and the number of matched passwords for all sample sizes, outperforming both CWAEs and GANs.

Non-matched samples

Beside the number of matched passwords generated by the model, an important metric to consider is how well non-matched passwords follow the structure and patterns of human-generated passwords. Indeed, even if non-matched passwords were not part of the specific test set used in our experiments, if they follow a human-generated distribution they could be a match in other test sets. On the other hand, if non-matched passwords generated by PassFlow show very little to no structure, then this would cast a doubt on the capability of the model to generalize well and would highlight limitations in its ability to consistently generate high-quality guesses.

In Table IV we report a few password samples generated using PassFlow that were not matched on the RockYou test set. We notice that the samples generated resemble human-like passwords, despite not matching any password in the test set. This provides further evidence that that PassFlow is able to precisely model the space of human generated passwords.

TABLE III: The number of unique and matched passwords by CWAE from Pasquini *et al.* [33], *PassFlow* with and without dynamic sampling and *PassFlow* with dynamic sampling with Gaussian smoothing over the RockYou [39] test set.

Guesses	CWAE [33]		PassFlow-Static		PassFlow-Dynamic		PassFlow-Dynamic+GS	
	Unique	Matched	Unique	Matched	Unique	Matched	Unique	Matched
10^4	9,942	9	9,986	31	8,753	252	9,053	285
10^5	99,055	98	99,506	212	77,171	2,221	93,605	2635
10^6	987,845	960	989,707	2,056	717,787	11,528	973,248	15,037
10^7	9,832,738	8,411	9,662,309	16,026	5,520,518	50,510	9,748,457	65,067
10^8	96,979,169	60,630	87,902,573	76,787	58,997,803	157,023	89,214,314	191,114

TABLE IV: Samples generated by *PassFlow* that did not match any password in the testing set.

gaslin	gala8a	7atam	jezesl
kaonil	pa5ase	ra8ona	9alalm
slcila	deyele	ragena	seytcy
4anlsa	lema0	9anl2a	lasata
manona	vanroe	leA19l	lamaon
raj19	caooa	sanana	mapali
savlii	hetara	2ebeta	janeo
gagano	9aneta	sakni	ve2o0a
kasa9	magata	dalria	sara4

TABLE V: The first 10 unique passwords obtained with different values of σ starting from the pivot string “*jimmy91*”

$\sigma = 0.05$	$\sigma = 0.08$	$\sigma = 0.10$	$\sigma = 0.15$
ji3myte	jimtym1	jim3h3i	p10td3i
jimmd3i	jimtdoe	jimmdsl	ji3mym1
jimmy31	ji334te	vi39dno	pi33yme
jimmy3i	vimtyc1	pim3dte	jimm4c1
vimmy91	jim0yte	jimmy81	jimt4se
jimmycl	vi33y9i	vimt00o	gi9349i
jimmyte	jimtdte	pimmyme	vimmndo
jimmyci	jim343i	j10ty9i	jimt00o
jim3dmi	jimt4me	vimmhrn	ji33d00
jimtyme	vimm91	jimmd3i	jim3yno

B. Smoothness of the Latent Space


The mapping function f_θ learned by our model and the factorized structure of the prior p_z enforce a smooth distribution in the latent space, as well as imposing locality constraints on latent points that share semantic relations in the data space. These attributes of the latent space result in a number of interesting properties and enable meaningful manipulation of latent space representations of datapoints (i.e. passwords). In this section, we analyze the geometry of the latent space learned by our model and prove the above-mentioned smoothness and locality properties.

The locality property of the latent space implies that similar classes of passwords (i.e passwords with similar structures and patterns) are organized in related areas of the latent space. This property can be used to introduce biases in the password generation process, forcing the model to explore regions of interest in the space. We can generate instances of passwords belonging to a specific class by bounding the sampling to specific subspaces of the latent space. Table V provides an example of such bounded sampling. In this example, we sample a set of latent points in the neighborhood of the latent


representation of the string “*jimmy91*”, which is used as a pivot to guide the sampling process. We parametrize the sampling based on the standard deviation of the Gaussian used for the prior p_z , starting with $\sigma = 0.05$. As expected, datapoints that reside closer to the pivot in the latent space correspond to passwords that share a strong semantic relation with it. This can be particularly observed in column 1, where most of the sampled passwords retain a structure that is almost identical to that of the pivot, while producing meaningful variations that are coherent with the underlying distribution (e.g., “*jimmy3i*”, “*vimmy91*”). Increasing σ alters the structure of the generated samples compared to the pivot, but still maintains strong similarities with it (i.e similar mixes of letters and numbers; letters with similar sounds that people use interchangeably in passwords), highlighting once again the strong semantic organization of the latent space.

Figure 2 provides a visual representation of the semantic structure of the latent space of *PassFlow*. This figure shows a two-dimensional projection of the latent space learned by our model (light blue background) using the TSNE tool [42]. We generate the latent representation of the two passwords “*jaram*” and “*royal*”, sample some latent points in their vicinity, and cast these obtained latent points on top of projected latent space (dark blue points; Figure 2a for “*jaram*” vicinity, Figure 2b for “*royal*” vicinity). Some of the latent points sampled in the vicinity of “*jaram*” include *jaoa0*, *jana0*, *jalat*; some of the latent points in the vicinity of “*royal*” include *ro4al*, *lohal*, *ro8al*. As we can see in the figure, all these syntactically similar passwords are mapped to regions of the latent space that share a strong spatial correlation.

In Figure 3 we provide evidence for the smoothness of the latent space learned by *PassFlow*. If the latent space learned by our model is indeed smooth, moving in a bounded region around a latent point with high probability density, should yield other latent points with similarly high probability density. Effectively, this means that moving in the vicinity of the latent representation of a real password, should yield latent points corresponding to similarly realistic passwords. In particular, if the above statement is true, then recursively sampling in the vicinity of a latent point starting from a region with high probability density should yield points that all share similarly high probability density. We can apply this concept to perform *interpolation* between passwords in the latent space. In Figure 3, we interpolate between the passwords (1) “*jimmy91*” and (2) “*123456*” by moving in the latent space



(a) Latent space around "jaram". Some of the samples include: jara0, jara3, jala9, jaoat, jaoa0.



(b) Latent space around "royal". Some of the samples include: ro4al, ro5al, lohal, rocal, ooyal.

Fig. 2: Projection of a sample of latent space points in the neighborhood of the passwords "jaram" (to the left) and "royal" (to the right) over the latent space learned by our model. Image generated using TSNE [42].

j	j	j	j	p	p	g	g	k	k	k	k	7	7	b	b	b	b	b	b	b	7	7	7	7	8	1	1	1	1
i	i	i	i	o	o	o	o	o	o	o	o	o	o	o	i	i	i	i	i	i	e	e	e	e	1	2	2	2	2
m	m	m	m	m	m	m	m	m	m	m	m	m	m	m	m	m	m	m	m	m	3	3	3	3	3	3	3	3	3
y	y	y	y	c	c	c	c	c	c	c	c	c	c	c	c	c	c	c	c	c	4	4	4	4	4	4	4	4	4
9	9	9	9	4	4	4	4	4	4	4	4	4	4	4	4	4	4	4	4	4	5	5	5	5	5	5	5	5	5
1	1	1	1	3	3	3	3	3	3	3	3	3	3	3	3	3	3	3	3	3	6	6	6	6	6	6	6	6	6

Fig. 3: Interpolation in the latent space between the latent representation of "jimmy91" and "123456", mapped back to the password space. Left-to-right.

from the latent point corresponding to (1), to the latent point corresponding to (2). While interpolating in the latent space, we sample the intermediate points along the path and map them back to the data space of passwords. As we can see, most of the samples generated through interpolation present structure and patterns typical of human-generated passwords, i.e. they are all *high density points* in the latent space, which demonstrate its smoothness. Moreover, consecutive samples share similar characteristics, as expected. While some samples are not obviously human-like (i.e., they don't appear to be alterations of known words/names), it's important to remember that by interpolating along a line from source to destination password we're essentially forcing the model to generate guesses from a set of fixed points in the latent space, without considering their probability density. While sampling in a bounded region around an initial high-density point in a smooth latent space yields similarly high-density points, the further we move from the origin the more we increase the chance of sampling lower density points. Therefore, it is expected that some of the interpolated samples are not immediately recognizable as altered words or names. However, they still retain similar structure and patterns to those of other, human-like passwords. Interpolating between passwords can be useful in case we have some previous knowledge of the password we are trying to guess (e.g., the password contains the name of a person, plus another specific characteristic, such as it contains

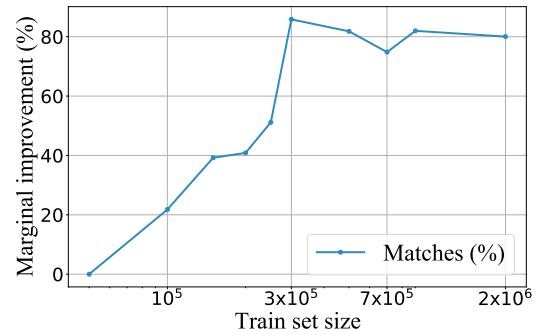


Fig. 4: The marginal performance improvement, with different models trained on varying dataset sizes. The improvement is calculated against the performance of a baseline PassFlow model trained with 50K samples.

numbers). Using interpolation in the latent space, and using the previous knowledge, we can then generate high probability guesses on the potential passwords.

C. Effect of different Masking patterns

The ability of the model to learn local correlations between the characters of a password hinges on the masking strategy used in the coupling layers of the network. Consequently,

TABLE VI: The number of matched passwords obtained by PassFlow trained with three different Masking strategies

	Horizontal	Char-run 2	Char-run 1
Guesses	Matched	Matched	Matched
10^4	10	15	31
10^5	120	148	212
10^6	1,091	1,449	2,056
10^7	9,832	11,833	16,026
10^8	60,248	59,184	76,787

the choice of masking strategy has a considerable impact on the overall performance of the architecture. In our evaluation, we implemented and tested three different types of masking patterns: *horizontal* masking, *char-run 1* masking and *char-run 2* masking. Specifically, we define horizontal masking as a *binary mask* $b \in \{0, 1\}^D$, comprised of $D/2$ consecutive zeroes followed by $D/2$ consecutive ones, where D is the password length. Effectively, this masking strategy splits passwords in half, conditioning the first half of the password on the second half (and vice-versa for the layers with the inverted mask, see Section III-A). We define char-run m masking as a binary mask $b \in \{0, 1\}^D$ with runs of m alternating consecutive zeroes and ones. For instance, *char-run 1* masking is a binary mask of length D of alternating zero and ones, while *char-run 2* is a binary mask of alternating pairs of zeroes and pairs of ones (e.g., 00110011).

We trained PassFlow with horizontal masking, char-run masking with $m = 1$ and char-run with $m = 2$, and evaluated its sampling performance. As shown in Table VI, best results were obtained when using the *char-run* masking pattern with $m = 1$. All the results presented in these sections are obtained using this masking pattern.

D. Effects of Training Set Size and ϕ on Performance

As discussed previously, PassFlow obtains competitive performance with prior art while using a training set that is comparatively orders of magnitude smaller. Figure 4 plots the marginal performance improvement in matches found over the test set, when training different PassFlow models with varying dataset sizes. Regardless of the specific training set size used, all models are evaluated on 20% of the complete RockYou dataset. We calculate the marginal performance improvement compared to the performance of PassFlow trained with 50K samples, which we use as baseline.

We can see that there is an initial sharp increase in performance, ~ 40 percentage points, when going from 50K training samples to 150K training samples, and then again a ~ 45 percentage points increase from 200K to 300K samples, where performance peaks. The marginal improvement then reaches a plateau where the performance of the model does not increase with increasing size of the training set. These results indicate that flow-based models are able to generalize exceptionally well and precisely approximate the probability density of the password domain. However, they also point to a limited ability of our model to disentangle features in the latent space. We

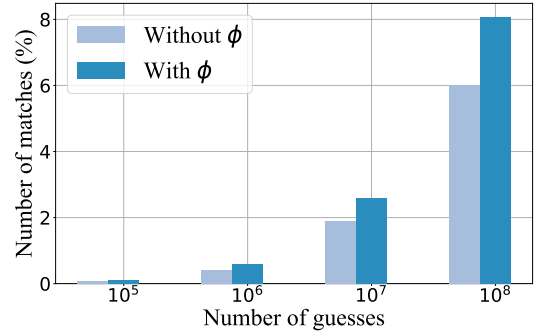


Fig. 5: The performance improvement with and without ϕ for varying sample sizes.

hypothesize that this behavior is attributable to the limited dimensionality of the latent space and of the intermediate representations that follow each coupling layer, which in flow models is always equal to the dimensionality of the data space. Some novel works on flow networks have analyzed this limitation of these architectures and have proposed potential solutions [6]. We reserve a deeper analysis of the advantages and disadvantages of greater latent dimensionality for our future work.

Figure 5 shows a bar plot illustrating the difference in performance in passwords matched by PassFlow-Dynamic with and without the penalization function ϕ . The results labeled “without ϕ ” are obtained by setting $\phi = 1$ in Equation 14 (i.e., uniform weighting for all matched samples, regardless of history). As we can see, the penalization factor provides a substantial performance improvement across all sample sizes, becoming more significant for larger sample sizes. For instance, when generating 10^7 guesses with PassFlow-Dynamic, ϕ increases the number of matched passwords by 1.78 percentage points (0.82% without, 2.60% with). When generating 10^8 samples, the increase in performance when using ϕ grows to 4.13 percentage points (3.95% without, 8.08% with). These results highlight the importance of the penalization function in the definition of the posterior probability in Equation 14. Effectively, the penalization function alters the posterior probability to discourage stagnation in regions of the latent space that have already been sufficiently explored, promoting search in other areas of the latent space with high probability density. In Section IV-B, we discuss the implementation of ϕ used in our experiments, as well as other potentially suitable functions.

VI. RELATED WORK

In the past decade, research in machine learning and deep neural networks has seen astonishing progress, with significant impact on various domains of computer science such as image recognition [8], [20], [40], image generation [3], [25], speech recognition [16], [21], natural language processing [12], [38] and many more. These improvements in ML techniques have also led to novel applications in the field of cybersecurity, where

ML has been used to improve numerous aspects in this domain, such as intrusion detection [5], [37], ransomware detection [9], [10], [29], advanced persistent threats detection [18], but also introduced novel threats and vulnerabilities to cybersecurity systems [11], [22], [23], [33].

Closely related to the scope of this paper, i.e the domain of password guessing, alongside classic rule-based tools such as HashCat [19] or JTR [1], Weir *et al.* [43] proposed a technique to automatically create a context-free grammar that allows to model the distribution of human-chosen passwords, based on previously disclosed password datasets. This context-free grammar allows the generation of word-mangling rules, and from them, high-probability password guesses that can be used in password cracking. Noting that artificial neural networks are very good distribution approximators, Melicher *et al.* [30] exploit these architectures to model the resistance of text-based passwords to guessing attacks, and explore how different architectures and training methods impact the effectiveness of the network. Moreover, Melicher *et al.* [30] demonstrated that neural networks outperform context-free grammars and Markov models (such as [2]) in password guessing.

With the introduction of generative models, various approaches achieving state-of-the-art performance on standard datasets have been proposed. In the following sections, we discuss in detail the main related works on password guessing based on these architectures.

A. PassGAN [22]

Generative adversarial networks (GANs) [15] are a type of adversarial learning scheme to train a deep generative model that is able to generate samples from the same distribution as the one of the training set $I = \{x_1, x_2, \dots, x_n\}$. The learning scheme typically consists of 2 components trained simultaneously: a *generator* G and a *discriminator* D . The generator G aims at generating samples from the desired distribution by relying on the discriminative ability of D , which is trained to distinguish between samples coming from the distribution of training set I and the samples generated by G . Formally, considering an input noise distribution (e.g, normal distribution), this learning scheme is represented as a *minimax* optimization problem as shown in Equation 15:

$$\min_{\theta_G} \max_{\theta_D} \sum_{i=1}^n \log f(x_i; \theta_D) + \sum_{j=1}^n \log(1 - f(g(z_j; \theta_G); \theta_D)) \quad (15)$$

where $f(x_i; \theta_D)$ represents the discriminator D and $(g(z_j; \theta_G))$ represents the generator G . The learning is considered complete when the discriminator D is not able to distinguish anymore between synthetic samples generated from G and the real samples belonging to I .

Hitaj *et al.* [22] introduce PassGAN, that makes use of a variation of the initial learning scheme by Goodfellow *et al.* [15]. Specifically, they use Wasserstein-GAN with gradient penalty [17] where the generator G is based on residual neural network architecture [20]. This generator is used to estimate

the password distribution over the RockYou dataset [39], considering passwords with 10 or fewer characters. The authors train PassGAN on 23 million passwords, ~ 10 million of which are unique. The performance of PassGAN is generally competitive with that of rule-based approaches such as HashCat [19] or JTR [1]. However, being the first application of an unsupervised learning scheme in the domain of password guessing, PassGAN oftentimes requires the generation of larger number of passwords to obtain the same number of matches as the above-mentioned tools on the RockYou test set. The limitations of PassGAN come due to the fact that GANs do not allow for explicit estimation of the probability density of the training data, but instead they approximate the stochastic procedure that generates the data [32]. This phenomena combined with the challenging optimization problem used to train GANs, which in itself introduces multiple issues (e.g, mode collapse, posterior collapse, vanishing gradients, training instability), hinder the ability of PassGAN to efficiently generate a large number of diverse passwords (thus needing a larger number of generated samples to match the performance of HashCat [19] or JTR [1]).

B. GAN by Pasquini *et al.* [33]

Pasquini *et al.* [33] tackle PassGANs issues by introducing a form of stochastic smoothing over the representation of the strings in the train set. Effectively, the authors alter the one-hot encoded password representation, which is also used in PassGAN, with a small additive noise sampled from a uniform distribution. This additive noise allows the GAN model to perform up to 30 times more training iterations than PassGAN, without suffering from training instability, keeping the general GAN framework similar. In their GAN framework, Pasquini *et al.* use a deeper model architecture for both the generator and the discriminator, by substituting the residual blocks used in PassGAN with deeper residual bottleneck blocks [20]. Moreover they introduce batch-normalization in the generator, which coupled with skip connections of residual blocks allow for even deeper architectures. With this improvement, they are able to outperform PassGAN by generating more matches in the RockYou test set.

C. Deep Latent Variable Models for Password Guessing

Another generative approach proposed by Pasquini *et al.* [33] is the use of autoencoders, more specifically Wasserstein autoencoder (WAE) [41] with moment matching regularization. Unlike GANs, autoencoders allow for sampling from a latent space, since they provide an explicit latent space organized according to a given prior distribution. The autoencoder architecture is composed of 2 components; an *Encoder* that learns to transform input data into a structured latent representation, and a *Decoder*, which takes as input this latent representation and reconstructs the initial input.

In [33], the authors train the autoencoder as a context one (CWAE), by following [35], in order to improve regularization. The training is performed as follows: Given a password x_i , the encoder is fed a noisy version \tilde{x}_i . The noisy version is obtained

by removing certain characters from x_i with a probability $p = \frac{\epsilon}{|x_i|}$, where $|x_i|$ is the length of the password and ϵ is a fixed hyperparameter. The decoder is trained to reconstruct the original password x_i , meaning that the model is trained to estimate the missing characters from the context given by the encoded version of \tilde{x}_i . The autoencoders are optimized using a function that provides a lower bound on the expectation of a sample, thus being able to learn an approximate latent variable inference. On the other hand, flow architectures like *PassFlow* are optimized using exact log-likelihood, thus being able to provide exact latent variable inference. This inherent property of our flow-based generative approach allows us to heavily outperform deep latent variable models in the password guessing task as shown on Table III.

VII. LIMITATIONS AND FUTURE WORK

While our flow-based approach shows promising results, there are a few limitations that require further research and need to be addressed. Using the current *PassFlow* architecture we are unable to perform conditional guessing operations. Conditional guessing refers to the process of guessing the most likely password given a partial password. For instance, given the password “jimmy**”, guess the complete high probability password “jimmy91”. This limitation is directly inherited from the traditional generative flow architectures which are unable to perform this type of operation.

As future work, we intend to analyzing the applicability of *conditional* normalizing flows [44] to address the limitations of our architecture with respect to conditional guessing. Conditional flows are an extension of normalizing flows where the mapping between probability density and output space is conditioned on an additional input y . Conditional architectures enable the direct modeling of conditional probability densities, which will allow us to perform conditional password guessing. Finally, we plan to study the effects of different penalization functions in order to improve the performance of dynamic sampling.

VIII. CONCLUSIONS

This work presented *PassFlow*, a flow-based generative approach to the password guessing task. *PassFlow* pushes further the state-of-the-art in the password guessing task by outperforming prior work based on deep latent variable models and GANs, all while using a training set that is orders of magnitude smaller than prior art. We performed an extensive qualitative evaluation of the passwords generated with *PassFlow*, as well as a thorough analysis of the structure of the latent space learned by our model. We showed that flow-based architectures are able to accurately model the original password distribution and learn a smooth, well-structured latent space. These properties enable *PassFlow* to perform complex operations such as interpolation between passwords and precise exploration of dense regions of the latent space. We experimentally proved these properties and proposed dynamic sampling with penalization function, an advanced sampling technique that exploits the structure of our latent space. Furthermore, non matched samples generated by

PassFlow closely resemble human-like passwords, providing further evidence of the robust generalization performance of the model.

REFERENCES

- [1] (2021) John the ripper. <http://www.openwall.com/john/>.
- [2] (2021) John the ripper markov generator. <http://www.openwall.info/wiki/john/markov>.
- [3] J. Behrmann, D. Duvenaud, and J. Jacobsen, “Invertible residual networks,” in *Proceedings of the 36th International Conference on Machine Learning (ICML)*, 2019, pp. 573–582.
- [4] Y. Bengio, G. Mesnil, Y. Dauphin, and S. Rifai, “Better mixing via deep representations,” in *International conference on machine learning*, 2013.
- [5] A. L. Buczak and E. Guven, “A survey of data mining and machine learning methods for cyber security intrusion detection,” *IEEE Communications Surveys Tutorials*, vol. 18, no. 2, pp. 1153–1176, 2016.
- [6] J. Chen, C. Lu, B. Chenli, J. Zhu, and T. Tian, “Vflow: More expressive generative flows with variational data augmentation,” in *International Conference on Machine Learning*, 2020, pp. 1660–1669.
- [7] R. T. Q. Chen, J. Behrmann, D. K. Duvenaud, and J.-H. Jacobsen, “Residual flows for invertible generative modeling,” in *Advances in Neural Information Processing Systems*, H. Wallach, H. Larochelle, A. Beygelzimer, F. d’Alché-Buc, E. Fox, and R. Garnett, Eds., vol. 32. Curran Associates, Inc., 2019. [Online]. Available: <https://proceedings.neurips.cc/paper/2019/file/5d0d5594d24f0f955548f0fc0ff83d10-Paper.pdf>
- [8] F. Chollet, “Xception: Deep learning with depthwise separable convolutions,” *2017 IEEE Conference on Computer Vision and Pattern Recognition (CVPR)*, pp. 1800–1807, 2017.
- [9] A. Continella, A. Guagnelli, G. Zingaro, G. De Pasquale, A. Barengi, S. Zanero, and F. Maggi, “Shieldfs: A self-healing, ransomware-aware filesystem,” in *ACSAC*, 2016.
- [10] F. De Gaspari, D. Hitaj, G. Pagnotta, L. De Carli, and L. V. Mancini, “Encode: Distinguishing compressed and encrypted file fragments,” in *Network and System Security*, M. Kutylowski, J. Zhang, and C. Chen, Eds., 2020, pp. 42–62.
- [11] —, “The naked sun: Malicious cooperation between benign-looking processes,” in *Applied Cryptography and Network Security*, M. Conti, J. Zhou, E. Casalicchio, and A. Spognardi, Eds. Cham: Springer International Publishing, 2020, pp. 254–274.
- [12] J. Devlin, M. Chang, K. Lee, and K. Toutanova, “BERT: pre-training of deep bidirectional transformers for language understanding,” in *Proceedings of the 2019 Conference of the North American Chapter of the Association for Computational Linguistics: Human Language Technologies, NAACL-HLT 2019, Minneapolis, MN, USA, June 2-7, 2019, Volume 1 (Long and Short Papers)*, J. Burstein, C. Doran, and T. Solorio, Eds. Association for Computational Linguistics, 2019, pp. 4171–4186. [Online]. Available: <https://doi.org/10.18653/v1/n19-1423>
- [13] L. Dinh, D. Krueger, and Y. Bengio, “Nice: Non-linear independent components estimation,” *arXiv preprint arXiv:1410.8516*, 2014.
- [14] L. Dinh, J. Sohl-Dickstein, and S. Bengio, “Density estimation using real nvp,” 2017. [Online]. Available: <https://arxiv.org/abs/1605.08803>
- [15] I. Goodfellow, J. Pouget-Abadie, M. Mirza, B. Xu, D. Warde-Farley, S. Ozair, A. Courville, and Y. Bengio, “Generative adversarial nets,” in *Advances in neural information processing systems*, 2014, pp. 2672–2680.
- [16] A. Graves, A. Mohamed, and G. Hinton, “Speech recognition with deep recurrent neural networks,” in *2013 IEEE International Conference on Acoustics, Speech and Signal Processing*, May 2013, pp. 6645–6649.
- [17] I. Gulrajani, F. Ahmed, M. Arjovsky, V. Dumoulin, and A. C. Courville, “Improved training of wasserstein GANs,” in *Advances in Neural Information Processing Systems*, 2017, pp. 5767–5777.
- [18] X. Han, T. Pasquier, A. Bates, J. Mickens, and M. Seltzer, “Unicorn: Runtime provenance-based detector for advanced persistent threats,” in *Proceedings of the Network and Distributed Systems Security (NDSS) Symposium 2020*. The Internet Society, Feb. 2020, pp. 1–18, network and Distributed Systems Security (NDSS) Symposium 2020, NDSS 2020 ; Conference date: 23-02-2020 Through 26-02-2020. [Online]. Available: <https://www.ndss-symposium.org/>
- [19] HashCat. (2021) <https://hashcat.net>.
- [20] K. He, X. Zhang, S. Ren, and J. Sun, “Deep residual learning for image recognition,” in *Proceedings of the IEEE Conference on Computer Vision and Pattern Recognition (CVPR)*, June 2016.

- [21] G. Hinton, L. Deng, D. Yu, G. E. Dahl, A. Mohamed, N. Jaitly, A. Senior, V. Vanhoucke, P. Nguyen, T. N. Sainath, and B. Kingsbury, "Deep neural networks for acoustic modeling in speech recognition: The shared views of four research groups," *IEEE Signal Processing Magazine*, vol. 29, no. 6, pp. 82–97, Nov 2012.
- [22] B. Hitaj, P. Gasti, G. Ateniese, and F. Perez-Cruz, "Passgan: A deep learning approach for password guessing," in *Applied Cryptography and Network Security*, R. H. Deng, V. Gauthier-Umaña, M. Ochoa, and M. Yung, Eds. Cham: Springer International Publishing, 2019, pp. 217–237.
- [23] D. Hitaj, B. Hitaj, and L. V. Mancini, "Evasion attacks against watermarking techniques found in mlaaS systems," in *2019 Sixth International Conference on Software Defined Systems (SDS)*, 2019, pp. 55–63.
- [24] J. Ho, X. Chen, A. Srinivas, Y. Duan, and P. Abbeel, "Flow++: Improving flow-based generative models with variational dequantization and architecture design," in *Proceedings of the 36th International Conference on Machine Learning*, ser. Proceedings of Machine Learning Research, K. Chaudhuri and R. Salakhutdinov, Eds., vol. 97. PMLR, 09–15 Jun 2019, pp. 2722–2730. [Online]. Available: <http://proceedings.mlr.press/v97/ho19a.html>
- [25] J.-H. Jacobsen, A. Smeulders, and E. Oyallon, "i-RevNet: Deep Invertible Networks," in *ICLR 2018 - International Conference on Learning Representations*, Vancouver, Canada, Apr. 2018. [Online]. Available: <https://hal.archives-ouvertes.fr/hal-01712808>
- [26] D. P. Kingma and J. Ba, "Adam: A method for stochastic optimization," in *International Conference for Learning Representations*, 2015. [Online]. Available: <http://arxiv.org/abs/1412.6980>
- [27] D. P. Kingma and P. Dhariwal, "Glow: Generative flow with invertible 1x1 convolutions," in *Advances in Neural Information Processing Systems*, S. Bengio, H. Wallach, H. Larochelle, K. Grauman, N. Cesa-Bianchi, and R. Garnett, Eds., vol. 31. Curran Associates, Inc., 2018, [Online]. Available: <https://proceedings.neurips.cc/paper/2018/file/d139db6a236200b21cc7f752979132d0-Paper.pdf>
- [28] X. Ma, X. Kong, S. Zhang, and E. Hovy, "Macow: Masked convolutional generative flow," in *Advances in Neural Information Processing Systems*, 2019.
- [29] S. Mehnaz, A. Mudgerikar, and E. Bertino, "Rwguard: A real-time detection system against cryptographic ransomware," in *Research in Attacks, Intrusions, and Defenses*, ser. RAID '18, 2018.
- [30] W. Melicher, B. Ur, S. M. Segreti, S. Komanduri, L. Bauer, N. Christin, and L. F. Cranor, "Fast, lean, and accurate: Modeling password guessability using neural networks," in *25th USENIX Security Symposium (USENIX Security 16)*. Austin, TX: USENIX Association, Aug. 2016, pp. 175–191. [Online]. Available: <https://www.usenix.org/conference/usenixsecurity16/technical-sessions/presentation/melicher>
- [31] C. Miao, S. Liang, M. Chen, J. Ma, S. Wang, and J. Xiao, "Flow-tts: A non-autoregressive network for text to speech based on flow," in *ICASSP 2020 - 2020 IEEE International Conference on Acoustics, Speech and Signal Processing (ICASSP)*, 2020, pp. 7209–7213.
- [32] S. Mohamed and B. Lakshminarayanan, "Learning in implicit generative models," 2017.
- [33] D. Pasquini, A. Gangwal, G. Ateniese, M. Bernaschi, and M. Conti, "Improving password guessing via representation learning," in *2021 IEEE Symposium on Security and Privacy (SP)*. Los Alamitos, CA, USA: IEEE Computer Society, may 2021, pp. 265–282. [Online]. Available: <https://doi.ieeecomputersociety.org/10.1109/SP40001.2021.00016>
- [34] D. Pasquini, M. Cianfriglia, G. Ateniese, and M. Bernaschi, "Reducing bias in modeling real-world password strength via deep learning and dynamic dictionaries," in *30th USENIX Security Symposium (USENIX Security 21)*. USENIX Association, Aug. 2021. [Online]. Available: <https://www.usenix.org/conference/usenixsecurity21/presentation/pasquini>
- [35] D. Pathak, P. Krähenbühl, J. Donahue, T. Darrell, and A. Efros, "Context encoders: Feature learning by inpainting," 2016.
- [36] W. Ping, K. Peng, K. Zhao, and Z. Song, "WaveFlow: A compact flow-based model for raw audio," in *Proceedings of the 37th International Conference on Machine Learning*, ser. Proceedings of Machine Learning Research, H. D. III and A. Singh, Eds., vol. 119. PMLR, 13–18 Jul 2020, pp. 7706–7716. [Online]. Available: <http://proceedings.mlr.press/v119/ping20a.html>
- [37] M. Piskozub, F. D. Gaspari, F. Barr-Smith, L. Mancini, and I. Martinovic, "Malphase: Fine-grained malware detection using network flow data," 2021.
- [38] A. Radford, J. Wu, R. Child, D. Luan, D. Amodei, and I. Sutskever, "Language models are unsupervised multitask learners," 2019.
- [39] RockYou. (2010) Rockyou. <http://downloads.skullsecurity.org/passwords/rockyou.txt.bz2>.
- [40] K. Simonyan and A. Zisserman, "Very deep convolutional networks for large-scale image recognition," 2014.
- [41] I. Tolstikhin, O. Bousquet, S. Gelly, and B. Scholkopf, "Wasserstein auto-encoders," 2018. [Online]. Available: <https://openreview.net/pdf?id=HkL7n1-0b>
- [42] L. Van der Maaten and G. Hinton, "Visualizing data using t-sne." *Journal of machine learning research*, vol. 9, no. 11, 2008.
- [43] M. Weir, S. Aggarwal, B. d. Medeiros, and B. Glodek, "Password cracking using probabilistic context-free grammars," in *2009 30th IEEE Symposium on Security and Privacy*, 2009, pp. 391–405.
- [44] C. Winkler, D. Worrall, E. Hoogeboom, and M. Welling, "Learning likelihoods with conditional normalizing flows," *arXiv preprint arXiv:1912.00042*, 2019.
- [45] Z. Ziegler and A. Rush, "Latent normalizing flows for discrete sequences," in *Proceedings of the 36th International Conference on Machine Learning*, ser. Proceedings of Machine Learning Research, K. Chaudhuri and R. Salakhutdinov, Eds., vol. 97. PMLR, 09–15 Jun 2019, pp. 7673–7682. [Online]. Available: <http://proceedings.mlr.press/v97/ziegler19a.html>