

FEBRUARY 19, 2022

System-level fractionation of carbon from disk and planetesimal processing

TIM LICHTENBERG ¹ AND SEBASTIAAN KRIJT ²¹ *Atmospheric, Oceanic and Planetary Physics, Department of Physics, University of Oxford, Oxford OX1 3PU, UK*² *School of Physics and Astronomy, University of Exeter, Stocker Road, Exeter EX4 4QL, UK*

Accepted for publication in ApJL

ABSTRACT

Finding and characterizing extrasolar Earth analogs will rely on interpretation of the planetary system's environmental context. The total budget and fractionation between C–H–O species sensitively affect the climatic and geodynamic state of terrestrial worlds, but their main delivery channels are poorly constrained. We connect numerical models of volatile chemistry and pebble coagulation in the circumstellar disk with the internal compositional evolution of planetesimals during the primary accretion phase. Our simulations demonstrate that disk chemistry and degassing from planetesimals operate on comparable timescales and can fractionate the relative abundances of major water and carbon carriers by orders of magnitude. As a result, individual planetary systems with significant planetesimal processing display increased correlation in the volatile budget of planetary building blocks relative to no internal heating. Planetesimal processing in a subset of systems increases the variance of volatile contents across planetary systems. Our simulations thus suggest that exoplanetary atmospheric compositions may provide constraints on *when* a specific planet formed.

Keywords: Astrobiology, Exoplanet atmospheres, Extrasolar rocky planets, Planet formation, Planetesimals, Pre-biotic astrochemistry

1. INTRODUCTION

The surface and climatic conditions of rocky planets are sensitive to the volatile budget inherited from planetary formation. Variations in the main channels of volatile delivery and reprocessing during primary accretion affect the composition and thus redox state of planetary mantles, which in turn control atmospheric speciation, and hence surface geochemistry and long-term climate (Gaillard et al. 2021; Graham 2021). In particular young planets, comparable to the Hadean Earth and Pre-Noachian Mars, are sensitively affected by both the delivery during primary accretion, and potential secondary volatile delivery from scattering and dynamical transfer of left-over planetesimals, after the primary accretion phase has ceased (Raymond et al. 2020). Late volatile delivery can shift the atmospheric composition during transient epochs in the direction of the impactor composition: volatile-rich, metal-poor impactors oxidize Hadean-like atmospheres, volatile-poor, iron-rich impactors reduce the atmosphere; the latter is regarded

a favorable environment for subaerial prebiotic chemistry (Benner et al. 2019; Zahnle et al. 2020; Ferus et al. 2020).

The heritage and processing of volatile elements during their journey from the interstellar medium (ISM) to the atmospheres of rocky planets, however, is poorly understood. Gas and grain-surface chemistry set the speciation and dominant carriers of hydrogen, carbon, oxygen, nitrogen, and sulfur before and during the infall of the gas and dust phase onto the disk, where coagulation, fragmentation, and settling processes redistribute ice phases in the outer parts of the disk (Öberg et al. 2011; Öberg & Bergin 2021). The depletion of mm-sized dust grains in ALMA disks suggests that the onset of the accretion phase operates fast, and a major fraction of the initial dust mass is depleted toward later disk stages (Ansdell et al. 2016). Isotopic ratios in Solar System planetary materials suggest that a fraction of volatiles in the terrestrial planets was inherited from thermally pristine sources (Cleeves et al. 2014), but recent evidence highlights the role of local (Piani et al. 2020; Grewal et al. 2021) and originally volatile-rich, thermally reprocessed materials as possible carriers of water (Lichtenberg et al. 2019a, 2021b), carbon species (Hirschmann et al. 2021), and moderately volatile elements (Sossi et al. 2019) during accretion.

Conversely, (small) comets and Kuiper Belt objects represent populations of icy bodies that formed in the outer Solar System, with volatile abundances closer to pre- and protostellar chemistry (Mumma & Charnley 2011; Drozdovskaya et al. 2019; Grundy et al. 2020), and may have largely escaped significant thermal processing (Biersen & Nimmo 2019; Golabek & Jutzi 2021).

2. VOLATILE PROCESSING IN THE DISK VS. PLANETESIMALS

In this Letter, we follow the abundances of H_2O , CO_2 , and CO starting from microscopic icy grains in the outer regions of protoplanetary disks, through pebbles, to primordial and ultimately evolved/processed planetesimals. Here we briefly describe the relevant processes before and after planetesimal formation, which are illustrated in Fig. 1A–D. Our focus is on the disk region straddling the CO iceline.

2.1. Disk processing: dynamics and chemistry in gas and solid phase

The volatile content of the outer parts of protoplanetary disks is largely inherited from the cold molecular cloud. Typically, the majority of the volatile carbon and oxygen is carried by H_2O , CO_2 , and CO (e.g., Öberg & Bergin 2021). For such a composition, the volatile content of the microscopic dust grains is then set by their location relative to major icelines, imaginary boundaries that separate regions where specific molecules are stable as ices (Fig. 1A and Öberg et al. 2011). However, chemical processing and the formation and distinct dynamical behavior of pebble-size particles is expected to alter the abundances of key volatile species both locally and on disk-wide scales (Bosman et al. 2018; Krijt et al. 2018, 2020; Öberg & Bergin 2021, and references therein). Here, we use the results of Krijt et al. (2020), who presented numerical models merging chemical processing of CO, dust coagulation, and pebble dynamics, to describe this stage. While these models were developed with the goal of studying the inferred depletion of gas-phase CO in the upper disk regions (Zhang et al. 2019), they offer a unique window into the evolution of the volatile content of solids growing and moving in the disk midplane. Figure 1 shows the radial variation in the volatile content (plotted as mass content relative to the refractory dust component, which can in some cases exceed 100%) of: dust at $t = 0$ (panel E); dust + pebbles after 1 Myr (panel F) and 2 Myr (panel G). For comparison, water is the dominant volatile seen in comets, with CO and CO_2 abundances varying between $\approx 1 - 30\%$ that of H_2O (Mumma & Charnley 2011). Variations in volatile composition (of these and other species) may be linked to dynamical type and formation time or location (e.g., Dello Russo et al. 2016; Eistrup et al. 2019).

Panels F and G of Fig. 1 highlight several effects of disk processing: (i) a decrease in CO and CO_2 in the outer disk regions because of chemical processing and transfer to CH_4 and CH_3OH ice (Bosman et al. 2018; Krijt et al. 2020), and (ii) an enhancement of CO around the CO iceline, resulting from the retro-diffusion of CO vapor brought in through radial drift (Stammler et al. 2017; Krijt et al. 2018). In this formulation, the timescales for the chemical processing are determined mainly by the cosmic ray ionisation rate (Bosman et al. 2018), set here to $\zeta_{\text{CR}} = 10^{-17} \text{ s}^{-1}$.

2.2. Planetesimal formation

In recent years the streaming instability has emerged as a leading contender to overcome the various barriers to growth from dust grains to the first planetesimals in protoplanetary disks (Johansen et al. 2014). Evidence from the asteroid and Kuiper belt (Delbo et al. 2017; Singer et al. 2019; McKinnon et al. 2020) and fluid dynamical simulations (Li et al. 2019) suggest the planetesimal population to be dominated by $\sim 10\text{--}100$ km bodies. The composition of these bodies will closely follow the local composition of solids at the time of gravitational collapse, but the timing and location of planetesimal formation may vary considerably (Schoonenberg & Ormel 2017; Stammler et al. 2019). The model of Krijt et al. (2020) does not explicitly model the formation of solids beyond pebble sizes, and for the purpose of this work we treat the formation time τ_{pf} and radii R_{p} of planetesimals to be free model parameters.

2.3. Planetesimal processing: melting and degassing

We simulate the devolatilization and degassing from planetesimals that are internally heated by the decay of the short-lived radionuclide ^{26}Al as reviewed in Monteux et al. (2018). We use the thermal evolution simulations from Lichtenberg et al. (2021b), with degassing thresholds for the volatile release of H_2O , CO_2 , and CO from the planetesimal interior. We parameterize planetesimal devolatilization based on laboratory experiments on volatile release from heated chondrite samples. We assume complete release of CO_2 at 800°C (1073 K) (Muenow et al. 1995) and of H_2O at 950°C (1223 K) (Niida & Green 1999). Minor abundances of CO may be regenerated by smelting between graphite and ferrous silicates until the mobilization of the first silicate melts (Fu & Elkins-Tanton 2014) at a silicate melt fraction of $\varphi \approx 0.1$ (Lichtenberg et al. 2019b) (≈ 1470 K at 1 bar), which we define as the threshold for CO release. The above thresholds define upper limits on devolatilization of hydrated and carbonated rocks that can be (re-)generated by fluid-rock interactions in the host body during heating. Ice melting and degassing commence earlier and at lower temperatures, but we focus

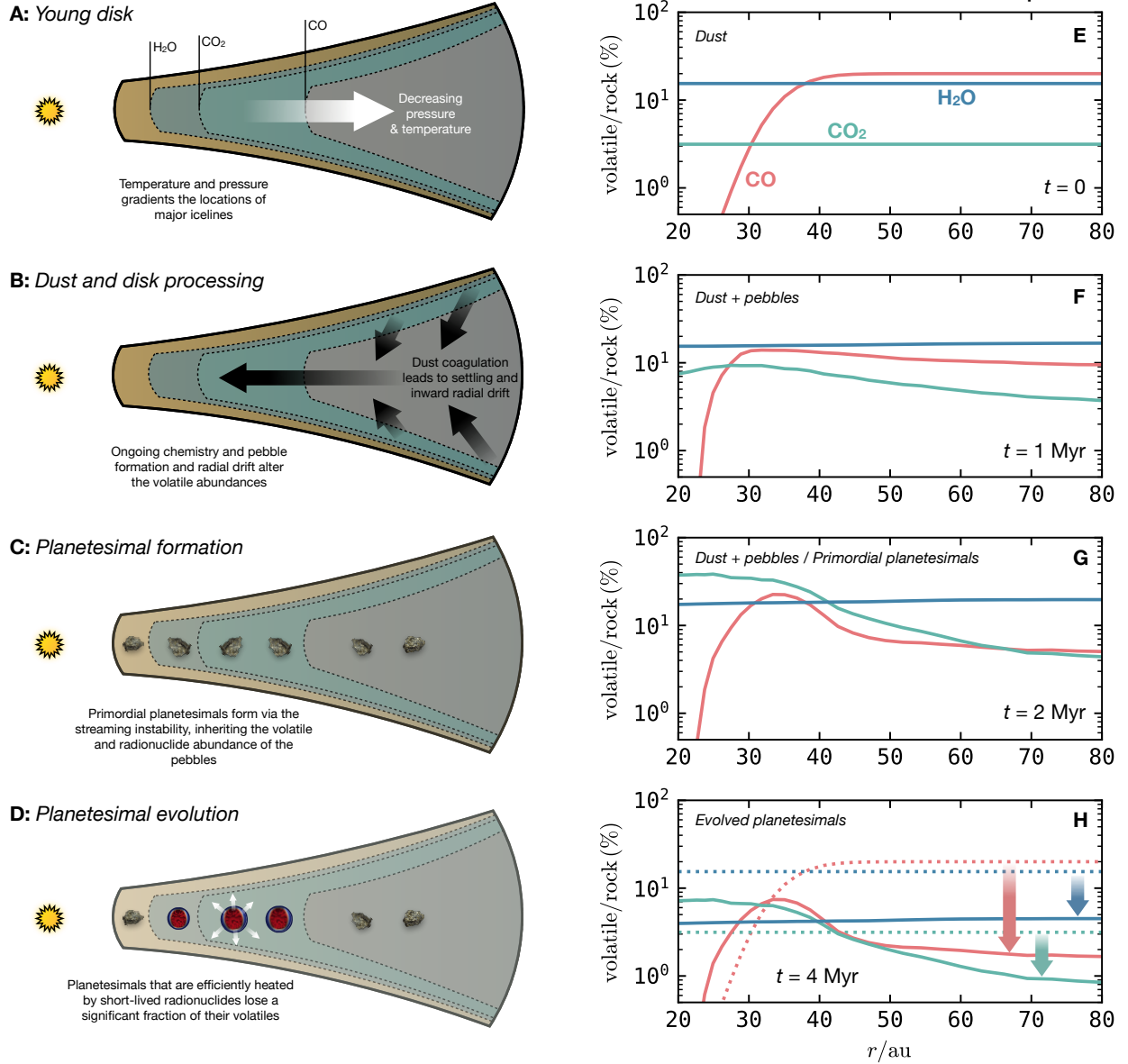


Figure 1. *Left:* Sketch illustrating the sequence of events during which we follow the fractionation of H₂O, CO, and CO₂. *Right:* Volatile/rock mass ratios for: dust near the midplane (E), dust + pebbles (F), and primordial (G) and evolved (H) planetesimals as a function of radius in our fiducial model run. In (H), the dotted lines depict the initial conditions at $t = 0$.

here on conservative upper limits when even left-over materials are essentially devoid of any volatile form of carbon.

We focus on planetesimals with ≈ 100 km in radius, but also explore the evolution of planetesimals with 10 km radius. The distribution of initial ^{26}Al abundances between planetary systems is expected to vary by orders of magnitude, depending on the birth star-forming environment of a given planetary system (Parker 2020; Reiter 2020). Compositional changes due to ^{26}Al heating at the time of planetesimal formation are significant within about 3 half-lives of the initial Solar System value ($^{26}\text{Al}_{\odot}$) (Lichtenberg et al. 2019a), which is why we limit our simulations here to

^{26}Al abundances at the time of planetesimal formation in the range of $^{26}\text{Al}_{\text{exo}} \in [0.1, 1.0] ^{26}\text{Al}_{\odot}$.

Higher ^{26}Al and larger body size lead to higher temperatures and increasing loss of H₂O, CO₂, and CO to space (Fig. 2A). Variability for bodies larger than ~ 100 km is dominated by changes in ^{26}Al levels and hence system enrichment at planetesimal formation. Volatile retention in Fig. 2A is set by the devolatilization thresholds: loss efficiency decreases from CO₂ to H₂O to CO. In the high temperature regime, differences arise from retention in the thin conductive crusts of planetesimals. In the lower parts and at lower heating rates, the different thresholds separate the devolatilization trends for the different species more

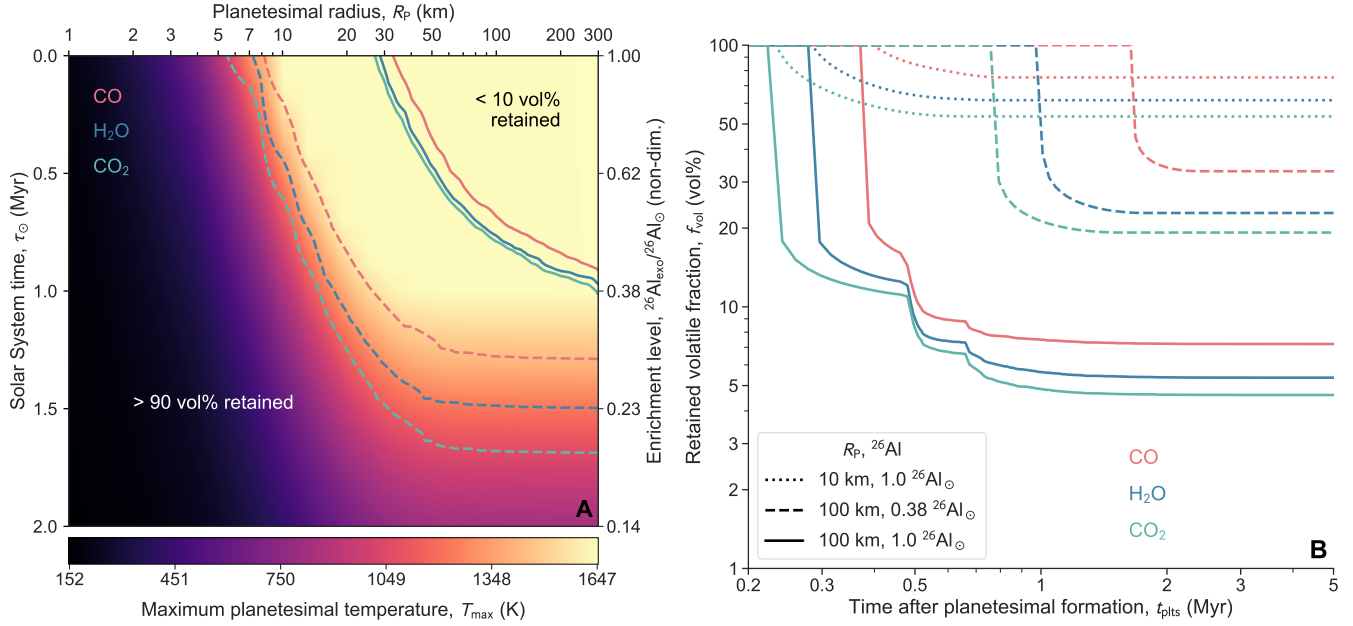


Figure 2. Thermal evolution of planetesimals and loss of H₂O, CO₂, and CO. *(Left)* Peak temperatures in the interior of planetesimals from radioactive decay of ²⁶Al (background color), interpolated from a grid of planetesimal simulations. The y-axes show enrichment level at the time of planetesimal formation (²⁶Al_{exo}/²⁶Al_⊙) and time after CAI formation in the Solar System. The x-axis (top) gives the radius of planetesimals. Colored lines indicate the retention of > 90 vol% (dashed) or < 10 vol% (solid) of H₂O (blue), CO₂ (green), and CO (red) after peak heating inside the planetesimal. *(Right)* Loss of H₂O (blue), CO₂ (green), and CO (red) over time for different combinations of ²⁶Al abundance and planetesimal radius.

visibly: 10% loss rates (90% retention) are offset between 0.15 to 0.3 ²⁶Al_⊙. Volatile loss is variable and sensitive to the planetesimal formation conditions (Fig. 2B, cf. Lichtenberg et al. 2019a, 2021b). We here compare loss rates for 10 and 100 km planetesimal radii and enrichment levels of 1.0 and 0.38 ²⁶Al_⊙. At 1.0 ²⁶Al_⊙, 10 km and 100 km radii planetesimals start losing their volatiles at roughly the same time, about 0.2 to 0.4 Myr after planetesimal formation, but larger planetesimals dehydrate more efficiently. 10 km planetesimals retain pristine materials in 60 to 80 vol% of their interiors, 100 km planetesimals retain on the order of 5 to 8 vol%. At 0.38 ²⁶Al_⊙, 100 km planetesimal (dashed lines) degas later, between 0.8 to 1.5 Myr after planetesimal formation, and loss efficiency decreases. Between 20 to 40 vol% of pristine materials can be retained.

3. COMBINED TRENDS

We investigate how degassing from planetesimals (Sect. 2.3) affects the volatile evolution inherited from disk-based solid- and gas-phase chemistry and dust coagulation (Sect. 2.1, Fig. 1E-F). In our fiducial model we assume 100 km planetesimals form after 2 Myr, with ²⁶Al_{exo}/²⁶Al_⊙ = 0.38 at the time of their formation. By feeding the midplane compositions from the disk model (at $t = 2$ Myr) to the planetesimal evolution calculation, we compute the evolution of the H₂O, CO₂, and CO content of the planetesimals. The results of the fiducial model

are shown in Fig. 1H. For these parameters a significant fraction of each volatile is lost during outgassing. The final water content is fairly constant with disk location (around 4%), while the CO₂ content shows a decline with orbital distance. The CO content peaks at 10% between 30–40 au, preserving the maximum in CO ice content that was formed as a result of pebble drift. In contrast, planetesimals formed around 20 au (i.e., inside the CO iceline) contain no CO, but close to 10% CO₂. Thus, the interplay of the various processes described here (chemical processing, pebble drift, and planetesimal outgassing) can substantially alter not just the individual but also the *relative* abundances of major carbon and oxygen carriers.

The complete time evolution of the fiducial model is shown in Fig. 3A. Here, focusing exclusively on CO, we show that the volatile abundance varies in both space and time. The region above the dashed lines depicts dust and planetesimals, and the region below it exclusively planetesimals. We can clearly distinguish 3 distinct periods in time. First, chemical processing and dust evolution alter the volatile content ($t < 2$ Myr). Then, planetesimals form, effectively quenching the composition of solids at the time of their formation ($t \approx 2 - 3.5$ Myr). As planetesimals heat up, however, they rapidly lose a significant fraction of their CO content (Fig. 2B), leaving them relatively CO poor ($t > 3.5$ Myr).

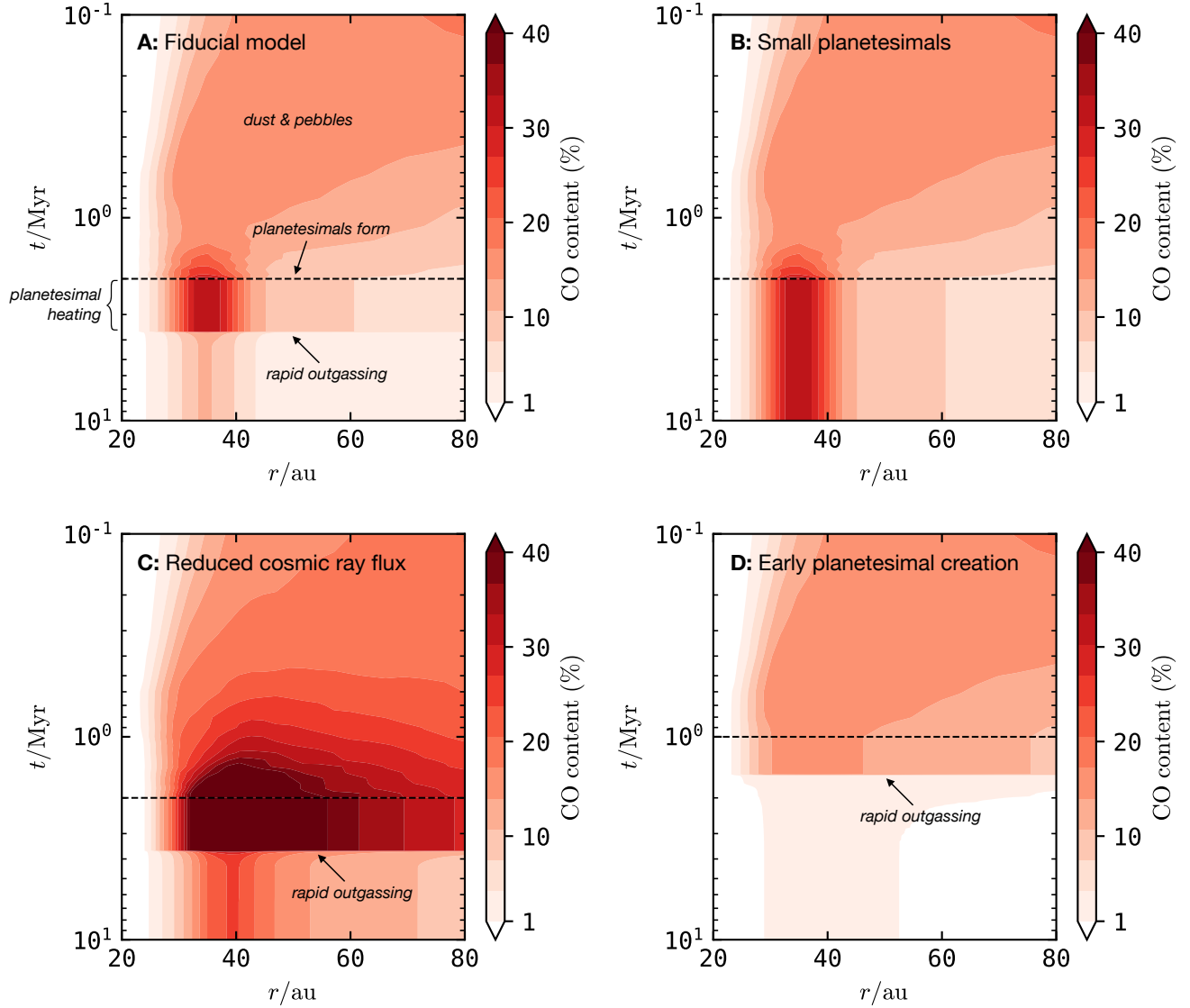


Figure 3. CO content (defined as in Fig. 1) of dust and pebbles in the midplane (above the dashed line) and planetesimals (below the dashed line) as a function of heliocentric distance and time for 4 different models. (A): Fiducial model, with $R_p = 100$ km, $\tau_{\text{pf}} = 2$ Myr, $\zeta_{\text{CR}} = 10^{-17} \text{ s}^{-1}$, and $^{26}\text{Al}_{\text{exo}}/^{26}\text{Al}_{\odot} = 0.38$. (B): Smaller planetesimals with $R_p = 10$ km. (C): $\zeta_{\text{CR}} = 10^{-18} \text{ s}^{-1}$. (D): Earlier planetesimal formation and a higher radionuclide content with $\tau_{\text{pf}} = 1$ Myr and $^{26}\text{Al}_{\text{exo}}/^{26}\text{Al}_{\odot} = 0.75$.

Figure 3B–D presents a parameter exploration showing the effects of varying three key parameters in our model. First, assuming planetesimals are formed smaller (10 km) enables them to avoid efficient heating, resulting in virtually no CO loss after planetesimal formation (panel B). Lowering the cosmic ray ionisation rate by a factor of 10 relative to the fiducial case reduces the amount of CO that is processed on grain surfaces, resulting in an even higher CO content just outside the CO iceline (panel C). However, if planetesimals form earlier (1 Myr) and with a higher radionuclide content ($^{26}\text{Al}_{\text{exo}}/^{26}\text{Al}_{\odot} = 0.75$), there is less time for the CO peak to develop during the dust evolution phase *and* planetesimals degas more readily, resulting in very low final CO contents (panel D).

4. VOLATILE FRACTIONATION OF PLANETARY SYSTEMS

In Fig. 4 we plot the radial profile of the final planetesimal CO abundance for planetesimals that form effectively at $t = 0$ (i.e., before any chemical processing or dust/pebble transport can occur in the gas-rich disk) and after $t = 3$ Myr (when significant evolution has taken place). The shading indicates different levels of $(^{26}\text{Al}_{\text{exo}}/^{26}\text{Al}_{\odot})$ at the time of planetesimal formation, and we compare two disk models with different cosmic ray abundances. All models are for $R_p = 100$ km. Several things stand out, in particular: (i) in disks that experienced significant radial drift across the CO iceline, the radial profile of planetesimal CO content shows a prominent peak just exterior to the

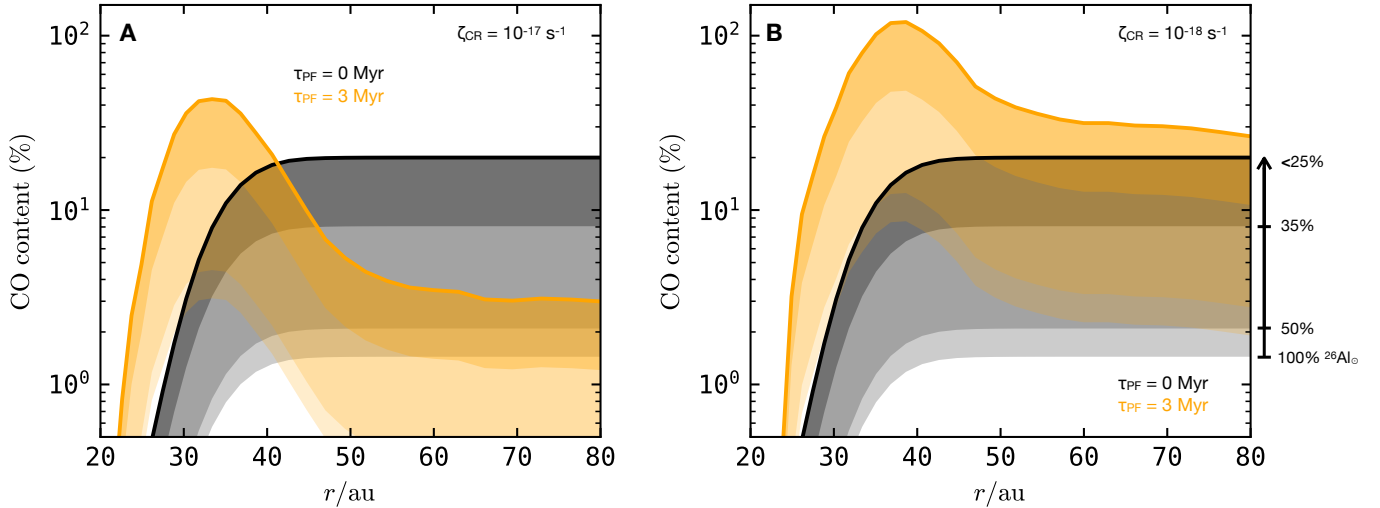


Figure 4. Profile of CO content of planetesimals after degassing as a function of heliocentric distance for models without any chemical processing or pebble drift during the disk phase (black) compared to those with 3 Myr or ongoing chemistry and dust evolution (orange). Different shadings depict different levels of $(^{26}\text{Al}_{\text{exo}}/^{26}\text{Al}_{\odot})$ at the time of planetesimal formation, and panels A and B differ in the cosmic ray ionisation rate.

location of the CO iceline. The width of this peak here is about 10–20 au, but can vary depending on the strength of radial diffusion (Stammler et al. 2017; Krijt et al. 2018). This effect can potentially explain the existence of planetesimals or comets with anomalously high CO/H₂O ratios (Price et al. 2021; Mousis et al. 2021). More typical comets also display significant variation in CO/H₂O ratios in their comae, although it is not clear whether this represents variation in formation conditions or later dynamical evolution and processing (Dello Russo et al. 2016; Altwegg et al. 2019). (ii) In disks with a higher cosmic ray rate, the CO content of planetesimals will be lower, especially if these planetesimals form after a few million years. (iii) The ^{26}Al content plays a major role in shaping the final abundance and fractionation of volatiles, resulting in order-of-magnitude variations for the ranges explored here.

In a broader context, our results demonstrate the necessity of considering volatile fractionation both before and immediately after planetesimal accretion when attempting to connect the volatile budget of protoplanetary disk midplanes to those of planetary-scale objects. These results illustrate that from a planetary systems perspective, the anticipated fractionation effects between individual volatiles—here specifically illustrated for the major carbon-bearing species—from disk plus planetesimal processing differ significantly from those expected from pure disk-based processing alone (e.g. Öberg et al. 2011). We here discuss this result in the context of planet formation theory, and relate it to potentially observable signatures in extrasolar planetary systems that connect the volatile budget of exoplanets to the specific accretion pathway of the Solar System.

4.1. Timing and mode of volatile accretion

Planetary growth dominated by mutual accretionary collisions between planetesimals extends well beyond the lifetime of the gaseous protoplanetary disk (Raymond et al. 2020). The direct accretion of pebbles from the ambient disk onto growing protoplanets may shift the phase of primary mass addition to earlier stages during the disk stage itself (Ormel 2017). Protoplanets accreted within the disk lifetime undergo orbital migration and inherit a substantial amount of their mass from beyond the snowline or other icelines (Venturini et al. 2020). Our simulations in this work demonstrate that the major volatile carbon carriers CO and CO₂ are affected by outgassing from planetary precursors to a similar degree as water (Lichtenberg et al. 2019a). Planetary growth beyond the disk stage inherits the volatile budget from such devolatilized bodies (Ciesla et al. 2015) because the degassing from planetesimals operates on much shorter timescales than collisional growth after the disk phase. CO and CO₂ are a major ingredient for the mantle composition, surface conditions, and climate of terrestrial worlds inherited from planet formation, but the Earth is carbon-poor relative to the nominal values in the ISM (Bergin et al. 2015) and the earliest known planetesimal bodies in the Solar System display carbon fractionation trends indicative of extensive devolatilization (Hirschmann et al. 2021) and carbon-rich fluid mobilization (Tsuchiyama et al. 2021). Planetesimal degassing as illustrated in the presented simulations limits the total amount of carbon that can be delivered to nascent planets by decreasing the volatile abundances of primitive, ice-rich planetesimals to system-wide comparable levels and flattens the volatile variability in planetary building blocks (Fig. 4)

that can contribute to the primordial atmospheric composition of protoplanets. This suggests that left-over material in substantially processed planetesimal generations converges toward the abundances of refractory forms of carbon inherited from the disk (Li et al. 2021).

In addition to volatile delivery during primary accretion, planetesimal impacts during the tail-end of accretion have been suggested as a source of volatiles for the early Earth. The bulk compositions of Earth (Hirschmann 2016) and Venus (Gillmann et al. 2020), however, suggest the nature of the late accreted material to be dry in composition and chemically reduced. Our results suggest that the level of degassing from planetesimals acts to limit the total mass of volatiles accreted from bodies that are scattered from the outside to inner orbits of planetary systems. This alters the prospects for creating transiently reducing conditions on Hadean Earth analogs (Benner et al. 2019; Zahnle et al. 2020), and suggests that the reducing power and carbon budget of late accretion episodes (Schaefer & Fegley 2017) is directly tied to the geophysical and geochemical evolution of the planetesimals from the combined effects of disk chemistry and internal heating.

4.2. Debris disks & Kuiper belt analogs

Another connection exists between the planetesimals formed in our simulations and left-over icy bodies in the Solar System and beyond (Krijt et al. 2020, Sect. 4.6). Evidence suggests bodies in the Kuiper Belt formed late (Bierson & Nimmo 2019), with little ^{26}Al and hence minor heating (Golabek & Jutzi 2021) – similar to the end-member case in Fig. 3B. Given the expected variation in ^{26}Al content from system to system, it is interesting to look at extra-solar Kuiper Belts (Wyatt 2020), as it is now becoming possible to constrain the volatile content of planetesimals at 10s to 100s of au in a handful of systems (e.g., Marino et al. 2016; Kral et al. 2017). Constraints on the $(\text{CO}+\text{CO}_2)$ mass content of planetesimals range from <1 to $\approx 35\%$ (Wyatt 2020), broadly consistent with the ranges we find in e.g., Figs. 1 and 3. If the debris disk ring location, volatile content, and planetesimal size (e.g., Krivov & Wyatt 2021) can be sufficiently constrained, models such as the ones presented here can be used to infer planetesimal formation timescales and the extent of past disk processing for these systems.

Finally, interstellar interlopers offer a unique window in to the volatile content of extra-solar planetesimals. In the framework presented here, the high CO abundance of 2I/Borisov (Cordiner et al. 2020) points to formation (just) outside the CO iceline, and only minimal chemical processing and outgassing after formation (e.g., Fig. 4).

4.3. Environmental information from short-period exoplanets

Exoplanet surveys that will seek to detect and characterize rocky extrasolar planets (Apai et al. 2019; LIFE collaboration et al. 2021; Helled et al. 2021) will rely on environmental clues to inform and constrain the composition and history of planetary systems. Accounted for secondary loss processes, the composition of short-period exoplanets can yield crucial information on the volatile content of the planetary system as a whole. For instance, assuming radial variation in volatile content alone, the absence of large volatile quantities in super-Earths has been suggested to result from dry formation inside the snowline (Kane et al. 2020). However, as we show in this letter, formation under high abundances of short-lived radioactive isotopes can devolatilize the planetary building blocks, and hence reconcile orbital migration with volatile-poor compositions. Enhanced distribution statistics on the bulk composition of small exoplanets below the Kepler radius valley will further provide information on the diversity of formation paths, and hence volatile sources, of planets on a population level (Zeng et al. 2019; Rogers & Owen 2021). In addition, prolonged magma ocean phases due to runaway greenhouse climates on short periods (Hamano et al. 2015) and on wider orbits around young stars (Bonati et al. 2019) promise to reveal characteristic signatures depending on their volatile content (Lichtenberg et al. 2021a).

While hot rocky exoplanets provide means to probe the detailed inventory of volatiles, sub-Neptunes and Hot Jupiters are the more tangible targets in the upcoming decade. Their atmospheric metallicity informs the distribution across systems that are dynamically altered by planetary migration and hence probe the volatile content of planetary building blocks beyond the snowline (Pinhas et al. 2019). Based on radial and disk chemistry variation of volatile content alone, these systems should show a wide spread in atmospheric speciation (Booth et al. 2017; Notsu et al. 2020). If internal processing on planetesimals, like suggested here, quenches the initially accreted volatile content, then volatile trends in gaseous exoplanets should follow system-wide trends, altering the distribution statistics from system to system.

5. SUMMARY

In this work, we simulated the time- and location-dependent evolution of H_2O , CO, and CO_2 from combined disk and planetesimal processing. At a single location the volatile bulk compositions of planetesimals vary by orders of magnitude over time from disk chemistry alone. Heating and degassing by planetesimals, however, lead to rapid loss of volatiles on a timescale comparable to disk-based chemical evolution and planetary accretion. Solar System-

like enrichment levels of the short-lived radioactive isotope ^{26}Al lead to relative fractionation between individual volatiles by up to two orders of magnitude, depleting planetary volatile carriers in H_2O , CO , and CO_2 down to levels of $<1\%$. Importantly, the relative fractions of H_2O , CO , and CO_2 can be inverted on time intervals relevant to planetary accretion.

The degree of volatile fractionation suggested in this work alters the prospects for the climatic and surface conditions of rocky planets. If planetesimal formation is rapid, carbon-bearing species fractionate on a system-wide level as a function of the internal heating in planetesimals. These effects alter the potential for early volatile delivery and during late accretion episodes, and hence shape total carbon budget, redox state, and primitive surface conditions of young rocky planets during the first few hundred

million years. Our results can be tested via population statistics of short-period exoplanets, atmospheric speciation of molten exoplanets, and debris disks, and provide contextual information on the viability of Earth-like climates on temperate orbits within individual and across planetary systems.

Acknowledgments: We thank Gregor Golabek and an anonymous reviewer for constructive comments on the manuscript. T.L. was supported by a grant from the Simons Foundation (SCOL award No. 611576). This work benefitted from information exchange within the program ‘Alien Earths’ (NASA Grant No. 80NSSC21K0593) for NASA’s Nexus for Exoplanet System Science (NExSS) research coordination network.

Software: I2ELVIS (Gerya & Yuen 2007), NUMPY (Harris et al. 2020), SCIPY (Virtanen et al. 2020), PANDAS (McKinney 2010), MATPLOTLIB (Hunter 2007), SEABORN (Waskom et al. 2018).

REFERENCES

- Altwegg, K., Balsiger, H., & Fuselier, S. A. 2019, *ARA&A*, 57, 113, doi: [10.1146/annurev-astro-091918-104409](https://doi.org/10.1146/annurev-astro-091918-104409)
- Ansdell, M., Williams, J. P., van der Marel, N., et al. 2016, *ApJ*, 828, 46, doi: [10.3847/0004-637X/828/1/46](https://doi.org/10.3847/0004-637X/828/1/46)
- Apai, D., Milster, T. D., Kim, D. W., et al. 2019, *AJ*, 158, 83, doi: [10.3847/1538-3881/ab2631](https://doi.org/10.3847/1538-3881/ab2631)
- Benner, S. A., Bell, E. A., Biondi, E., et al. 2019, *ChemSystemsChem*, 2, e1900035, doi: [10.1002/syst.201900035](https://doi.org/10.1002/syst.201900035)
- Bergin, E. A., Blake, G. A., Ciesla, F., Hirschmann, M. M., & Li, J. 2015, *PNAS*, 112, 8965, doi: [10.1073/pnas.1500954112](https://doi.org/10.1073/pnas.1500954112)
- Bierson, C. J., & Nimmo, F. 2019, *Icarus*, 326, 10, doi: [10.1016/j.icarus.2019.01.027](https://doi.org/10.1016/j.icarus.2019.01.027)
- Bonati, I., Lichtenberg, T., Bower, D. J., Timpe, M. L., & Quanz, S. P. 2019, *A&A*, 621, A125, doi: [10.1051/0004-6361/201833158](https://doi.org/10.1051/0004-6361/201833158)
- Booth, R. A., Clarke, C. J., Madhusudhan, N., & Ilee, J. D. 2017, *MNRAS*, 469, 3994, doi: [10.1093/mnras/stx1103](https://doi.org/10.1093/mnras/stx1103)
- Bosman, A. D., Walsh, C., & van Dishoeck, E. F. 2018, *A&A*, 618, A182, doi: [10.1051/0004-6361/201833497](https://doi.org/10.1051/0004-6361/201833497)
- Ciesla, F. J., Mulders, G. D., Pascucci, I., & Apai, D. 2015, *ApJ*, 804, 9, doi: [10.1088/0004-637X/804/1/9](https://doi.org/10.1088/0004-637X/804/1/9)
- Cleeves, L. I., Bergin, E. A., Alexander, C. M. O. D., et al. 2014, *Science*, 345, 1590, doi: [10.1126/science.1258055](https://doi.org/10.1126/science.1258055)
- Cordiner, M. A., Milam, S. N., Biver, N., et al. 2020, *Nat. Astron.*, 4, 861, doi: [10.1038/s41550-020-1087-2](https://doi.org/10.1038/s41550-020-1087-2)
- Delbo, M., Walsh, K., Bolin, B., Avdellidou, C., & Morbidelli, A. 2017, *Science*, 357, 1026, doi: [10.1126/science.aam6036](https://doi.org/10.1126/science.aam6036)
- Dello Russo, N., Kawakita, H., Vervack, R. J., & Weaver, H. A. 2016, *Icarus*, 278, 301, doi: [10.1016/j.icarus.2016.05.039](https://doi.org/10.1016/j.icarus.2016.05.039)
- Drozdovskaya, M. N., van Dishoeck, E. F., Rubin, M., Jørgensen, J. K., & Altwegg, K. 2019, *MNRAS*, 490, 50, doi: [10.1093/mnras/stz2430](https://doi.org/10.1093/mnras/stz2430)
- Eistrup, C., Walsh, C., & van Dishoeck, E. F. 2019, *A&A*, 629, A84, doi: [10.1051/0004-6361/201935812](https://doi.org/10.1051/0004-6361/201935812)
- Ferus, M., Rimmer, P., Cassone, G., et al. 2020, *Astrobiology*, 20, 1476, doi: [10.1089/ast.2020.2231](https://doi.org/10.1089/ast.2020.2231)
- Fu, R. R., & Elkins-Tanton, L. T. 2014, *Earth Planet. Sci. Lett.*, 390, 128, doi: [10.1016/j.epsl.2013.12.047](https://doi.org/10.1016/j.epsl.2013.12.047)
- Gaillard, F., Bouhifd, M. A., Füri, E., et al. 2021, *SSRv*, 217, 22, doi: [10.1007/s11214-021-00802-1](https://doi.org/10.1007/s11214-021-00802-1)
- Gerya, T. V., & Yuen, D. A. 2007, *Phys. Earth Planet. Inter.*, 163, 83, doi: [10.1016/j.pepi.2007.04.015](https://doi.org/10.1016/j.pepi.2007.04.015)
- Gillmann, C., Golabek, G. J., Raymond, S. N., et al. 2020, *Nat. Geosci.*, 13, 265, doi: [10.1038/s41561-020-0561-x](https://doi.org/10.1038/s41561-020-0561-x)
- Golabek, G. J., & Jutzi, M. 2021, *Icarus*, 363, 114437, doi: [10.1016/j.icarus.2021.114437](https://doi.org/10.1016/j.icarus.2021.114437)
- Graham, R. J. 2021, arXiv:2104.01224. <https://arxiv.org/abs/2104.01224>
- Grewal, D. S., Dasgupta, R., & Marty, B. 2021, *Nat. Astron.*, doi: [10.1038/s41550-020-01283-y](https://doi.org/10.1038/s41550-020-01283-y)
- Grundy, W. M., Bird, M. K., Britt, D. T., et al. 2020, *Science*, 367, aay3705, doi: [10.1126/science.aay3705](https://doi.org/10.1126/science.aay3705)
- Hamano, K., Kawahara, H., Abe, Y., Onishi, M., & Hashimoto, G. L. 2015, *ApJ*, 806, 216, doi: [10.1088/0004-637X/806/2/216](https://doi.org/10.1088/0004-637X/806/2/216)
- Harris, C. R., Jarrod Millman, K., van der Walt, S. J., et al. 2020, *Nature*, 585, 357. <https://arxiv.org/abs/2006.10256>
- Helled, R., Werner, S., Dorn, C., et al. 2021, *Exp. Astron.*, in press, arXiv:2103.08481. <https://arxiv.org/abs/2103.08481>

- Hirschmann, M. M. 2016, *Am. Mineral.*, 101, 540, doi: [10.2138/am-2016-5452](https://doi.org/10.2138/am-2016-5452)
- Hirschmann, M. M., Bergin, E. A., Blake, G. A., Ciesla, F., & Li, J. 2021, *PNAS*, 118, e2026779118, doi: [10.1073/pnas.2026779118](https://doi.org/10.1073/pnas.2026779118)
- Hunter, J. D. 2007, *Comput. Sci. Eng.*, 9, 90
- Johansen, A., Blum, J., Tanaka, H., et al. 2014, in *Protostars and Planets VI*, ed. H. Beuther, R. S. Klessen, C. P. Dullemond, & T. Henning, 547, doi: [10.2458/azu_uapress_9780816531240-ch024](https://doi.org/10.2458/azu_uapress_9780816531240-ch024)
- Kane, S. R., Roettenbacher, R. M., Unterborn, C. T., Foley, B. J., & Hill, M. L. 2020, *PSJ*, 1, 36, doi: [10.3847/PSJ/abaab5](https://doi.org/10.3847/PSJ/abaab5)
- Kral, Q., Matrà, L., Wyatt, M. C., & Kennedy, G. M. 2017, *MNRAS*, 469, 521, doi: [10.1093/mnras/stx730](https://doi.org/10.1093/mnras/stx730)
- Krijt, S., Bosman, A. D., Zhang, K., et al. 2020, *ApJ*, 899, 134, doi: [10.3847/1538-4357/aba75d](https://doi.org/10.3847/1538-4357/aba75d)
- Krijt, S., Schwarz, K. R., Bergin, E. A., & Ciesla, F. J. 2018, *ApJ*, 864, 78, doi: [10.3847/1538-4357/aad69b](https://doi.org/10.3847/1538-4357/aad69b)
- Krivov, A. V., & Wyatt, M. C. 2021, *MNRAS*, 500, 718, doi: [10.1093/mnras/staa2385](https://doi.org/10.1093/mnras/staa2385)
- Li, J., Bergin, E. A., Blake, G. A., Ciesla, F. J., & Hirschmann, M. M. 2021, *Sci. Adv.*, 7, eabd3632, doi: [10.1126/sciadv.abd3632](https://doi.org/10.1126/sciadv.abd3632)
- Li, R., Youdin, A. N., & Simon, J. B. 2019, *ApJ*, 885, 69, doi: [10.3847/1538-4357/ab480d](https://doi.org/10.3847/1538-4357/ab480d)
- Lichtenberg, T., Bower, D. J., Hammond, M., et al. 2021a, *J. Geophys. Res. Planets*, 126, e2020JE006711, doi: [10.1029/2020JE006711](https://doi.org/10.1029/2020JE006711)
- Lichtenberg, T., Drażkowska, J., Schönbächler, M., Golabek, G. J., & Hands, T. O. 2021b, *Science*, 371, 365, doi: [10.1126/science.abb3091](https://doi.org/10.1126/science.abb3091)
- Lichtenberg, T., Golabek, G. J., Burn, R., et al. 2019a, *Nat. Astron.*, 3, 307, doi: [10.1038/s41550-018-0688-5](https://doi.org/10.1038/s41550-018-0688-5)
- Lichtenberg, T., Keller, T., Katz, R. F., Golabek, G. J., & Gerya, T. V. 2019b, *Earth Planet. Sci. Lett.*, 507, 154, doi: [10.1016/j.epsl.2018.11.034](https://doi.org/10.1016/j.epsl.2018.11.034)
- LIFE collaboration, Quanz, S. P., Ottiger, M., et al. 2021, *arXiv:2101.07500*. <https://arxiv.org/abs/2101.07500>
- Marino, S., Matrà, L., Stark, C., et al. 2016, *MNRAS*, 460, 2933, doi: [10.1093/mnras/stw1216](https://doi.org/10.1093/mnras/stw1216)
- McKinney, W. 2010, in *Proceedings of the 9th Python in Science Conference*, ed. S. van der Walt & J. Millman, 51–56
- McKinnon, W. B., Richardson, D. C., Marohnic, J. C., et al. 2020, *Science*, 367, aay6620, doi: [10.1126/science.aay6620](https://doi.org/10.1126/science.aay6620)
- Monteux, J., Golabek, G. J., Rubie, D. C., Tobie, G., & Young, E. D. 2018, *Space Sci. Rev.*, 214, 39, doi: [10.1007/s11214-018-0473-x](https://doi.org/10.1007/s11214-018-0473-x)
- Mousis, O., Aguichine, A., Bouquet, A., et al. 2021, *PSJ*, 2, 72, doi: [10.3847/PSJ/abeaa7](https://doi.org/10.3847/PSJ/abeaa7)
- Muenow, D. W., Keil, K., & McCoy, T. J. 1995, *Meteoritics*, 30, 639, doi: [10.1111/j.1945-5100.1995.tb01161.x](https://doi.org/10.1111/j.1945-5100.1995.tb01161.x)
- Mumma, M. J., & Charnley, S. B. 2011, *ARA&A*, 49, 471, doi: [10.1146/annurev-astro-081309-130811](https://doi.org/10.1146/annurev-astro-081309-130811)
- Niida, K., & Green, D. H. 1999, *Contrib. Mineral. Petrol.*, 135, 18, doi: [10.1007/s004100050495](https://doi.org/10.1007/s004100050495)
- Notsu, S., Eistrup, C., Walsh, C., & Nomura, H. 2020, *MNRAS*, 499, 2229, doi: [10.1093/mnras/staa2944](https://doi.org/10.1093/mnras/staa2944)
- Öberg, K. I., & Bergin, E. A. 2021, *PhR*, 893, 1, doi: [10.1016/j.physrep.2020.09.004](https://doi.org/10.1016/j.physrep.2020.09.004)
- Öberg, K. I., Murray-Clay, R., & Bergin, E. A. 2011, *ApJL*, 743, L16, doi: [10.1088/2041-8205/743/1/L16](https://doi.org/10.1088/2041-8205/743/1/L16)
- Ormel, C. W. 2017, *The Emerging Paradigm of Pebble Accretion*, ed. M. Pessah & O. Gressel, Vol. 445, 197, doi: [10.1007/978-3-319-60609-5_7](https://doi.org/10.1007/978-3-319-60609-5_7)
- Parker, R. J. 2020, *R. Soc. Open Sci.*, 7, 201271, doi: [10.1098/rsos.201271](https://doi.org/10.1098/rsos.201271)
- Piani, L., Marrocchi, Y., Rigaudier, T., et al. 2020, *Science*, 369, 1110, doi: [10.1126/science.aba1948](https://doi.org/10.1126/science.aba1948)
- Pinhas, A., Madhusudhan, N., Gandhi, S., & MacDonald, R. 2019, *MNRAS*, 482, 1485, doi: [10.1093/mnras/sty2544](https://doi.org/10.1093/mnras/sty2544)
- Price, E. M., Cleeves, L. I., Bodewits, D., & Öberg, K. I. 2021, *arXiv:2103.12751*. <https://arxiv.org/abs/2103.12751>
- Raymond, S. N., Izidoro, A., & Morbidelli, A. 2020, in *Planetary Astrobiology*, ed. V. S. Meadows, G. N. Arney, B. E. Schmidt, & D. J. Des Marais (University of Arizona Press), 287
- Reiter, M. 2020, *A&A*, 644, L1, doi: [10.1051/0004-6361/202039334](https://doi.org/10.1051/0004-6361/202039334)
- Rogers, J. G., & Owen, J. E. 2021, *MNRAS*, doi: [10.1093/mnras/stab529](https://doi.org/10.1093/mnras/stab529)
- Schaefer, L., & Fegley, B. J. 2017, *ApJ*, 843, 120, doi: [10.3847/1538-4357/aa784f](https://doi.org/10.3847/1538-4357/aa784f)
- Schoonenberg, D., & Ormel, C. W. 2017, *A&A*, 602, A21, doi: [10.1051/0004-6361/201630013](https://doi.org/10.1051/0004-6361/201630013)
- Singer, K. N., McKinnon, W. B., Gladman, B., et al. 2019, *Science*, 363, 955, doi: [10.1126/science.aap8628](https://doi.org/10.1126/science.aap8628)
- Sossi, P. A., Klemme, S., O'Neill, H. S. C., Berndt, J., & Moynier, F. 2019, *GeoCoA*, 260, 204, doi: [10.1016/j.gca.2019.06.021](https://doi.org/10.1016/j.gca.2019.06.021)
- Stammler, S. M., Birnstiel, T., Panić, O., Dullemond, C. P., & Dominik, C. 2017, *A&A*, 600, A140, doi: [10.1051/0004-6361/201629041](https://doi.org/10.1051/0004-6361/201629041)
- Stammler, S. M., Drażkowska, J., Birnstiel, T., et al. 2019, *ApJL*, 884, L5, doi: [10.3847/2041-8213/ab4423](https://doi.org/10.3847/2041-8213/ab4423)
- Tsuchiya, A., Miyake, A., Okuzumi, S., et al. 2021, *Sci. Adv.*, 7, eabg9707, doi: [10.1126/sciadv.abg9707](https://doi.org/10.1126/sciadv.abg9707)
- Venturini, J., Ronco, M. P., & Guilera, O. M. 2020, *SSRv*, 216, 86, doi: [10.1007/s11214-020-00700-y](https://doi.org/10.1007/s11214-020-00700-y)
- Virtanen, P., Gommers, R., Oliphant, T. E., et al. 2020, *Nat. Methods*, 17, 261, doi: [10.1038/s41592-019-0686-2](https://doi.org/10.1038/s41592-019-0686-2)

- Waskom, M., Botvinnik, O., et al. 2018, Seaborn v0.9.0.
doi.org/10.5281/zenodo.1313201
- Wyatt, M. 2020, Extrasolar Kuiper belts, ed. D. Prialnik, M. A. Barucci, & L. Young, 351–376,
doi: [10.1016/B978-0-12-816490-7.00016-3](https://doi.org/10.1016/B978-0-12-816490-7.00016-3)
- Zahnle, K. J., Lupu, R., Catling, D. C., & Wogan, N. 2020, PSJ, 1, 11, doi: [10.3847/PSJ/ab7e2c](https://doi.org/10.3847/PSJ/ab7e2c)
- Zeng, L., Jacobsen, S. B., Sasselov, D. D., et al. 2019, Proc. Nat. Acad. Sci. USA, 116, 9723,
doi: [10.1073/pnas.1812905116](https://doi.org/10.1073/pnas.1812905116)
- Zhang, K., Bergin, E. A., Schwarz, K., Krijt, S., & Ciesla, F. 2019, ApJ, 883, 98, doi: [10.3847/1538-4357/ab38b9](https://doi.org/10.3847/1538-4357/ab38b9)