

Electronic Origin of Non-Zone-Center Phonon Condensations: Octahedral Rotations as A Case Study

Suguru Yoshida,^{*} Hirofumi Akamatsu, and Katsuro Hayashi

Department of Applied Chemistry, Kyushu University, Motoooka, Fukuoka 819-0395, Japan

Unstable zone-boundary phonon modes drive atomic displacements linked to a rich array of properties. Yet, the electronic origin of the instability remains to be clearly explained. Here, we propose that bonding interaction between Bloch states belonging to different wavevectors leads to such instability via the pseudo- or second-order Jahn–Teller effect. Our first-principles calculations and representation theory-based analyses show that rotations of anion coordinated octahedra, an archetypal example of zone-boundary phonon condensations, are induced by this bonding mechanism. The proposed mechanism is universal to any non-zone-center phonon condensations and could offer a general approach to understand the origin of structural phase transitions in crystals.

Collective changes in atom positions often have drastic influences on the physical properties of solids. Examples include polar atomic displacements emerging from the condensation of a transverse optic phonon at Brillouin-zone center (wavevector $\mathbf{q} = 0$) [1] through which the crystal acquires ferroelectric nature. Displacements with finite wavevectors can also lead to functionalities inaccessible by zone-center phonon condensations. Particularly, rotations of rigid polyhedral units, which arise from the condensation of phonon modes at Brillouin-zone boundary, have recently attracted attention due to their strong coupling to magnetic [2–4], electric [5–7], thermal [8–10], conducting [11, 12], and emitting [13] properties as well as their utility for realizing cross-coupled multiferroics [14–16].

Key electronic features that favor the zero- \mathbf{q} displacements have been unveiled for the past few decades [17–20], facilitating the design of new polar materials. In contrast, up to now, available information on the mechanism driving nonzero- \mathbf{q} displacements is almost limited to the classical information [21]. For example, octahedral rotations (ORs) in perovskite-like compounds have long been attributed to ionic size mismatch, i.e., a coordination preference of *A*-site cations [22]. Even though this explanation is useful for foreseeing whether a given material will exhibit ORs or not, it lacks the ability to predict the rotational pattern, which is actually sensitive to electron correlations as reported in Ref. [23]. A deep insight would be highly desirable for harnessing nonzero- \mathbf{q} displacements and paving a promising route to manipulate the materials functionality.

This manuscript proposes a quantum-mechanical and group-theoretical framework for explaining the driving force for nonzero- \mathbf{q} displacements in terms of electronic band structures. We employ an approach adopting second-order Jahn–Teller (SOJT) effect [24], which has been successfully applied with point-group analyses to describe the electronic origin of zero- \mathbf{q} displacements [17] and molecular deformations [25, 26]. Although previous studies have discussed mechanisms behind some zone-boundary distortion from the perspective of electron-

lattice interactions [27–29], there are, to our knowledge, no reports offering a general approach applicable to any arbitrary displacement in a material. Here, we utilize space-group representation theory to treat translational symmetry breaking by nonzero- \mathbf{q} displacements and consequently demonstrate that the SOJT-based approach can go beyond zero- \mathbf{q} displacements while preserving its general applicability. To give a practical example, we apply our method to *A*-site-empty perovskites, i.e., ReO_3 -type BX_3 compounds and reveal why the octahedra rotate even in the absence of anion-attracting *A*-site cations. Our findings highlight that the primary driving force for ORs is of electronic rather than geometric origin.

We start by reviewing perturbative treatments of the SOJT effect [30, 31], which enables deriving selection rules that underlie our discussion. Using perturbation theory, one can expand the total energy (E) of a system, whose Hamiltonian is \mathcal{H} , in terms of normal coordinate (Q) about the equilibrium high-symmetry phase:

$$E = E_0 + \langle 0 | \mathcal{H}^{(1)} | 0 \rangle Q + \frac{1}{2} \left[\langle 0 | \mathcal{H}^{(2)} | 0 \rangle - 2 \sum_n \frac{|\langle 0 | \mathcal{H}^{(1)} | n \rangle|^2}{E_n - E_0} \right] Q^2 + \dots, \quad (1)$$

with

$$\mathcal{H}^{(1)} = \left. \frac{\partial \mathcal{H}}{\partial Q} \right|_{Q=0}, \text{ and } \mathcal{H}^{(2)} = \left. \frac{\partial^2 \mathcal{H}}{\partial Q^2} \right|_{Q=0}. \quad (2)$$

E_0 and E_n refer to the energy of the ground state $|0\rangle$ and excited state $|n\rangle$, respectively, both of which are eigenstates of the Hamiltonian for the high-symmetry phase with the space group \mathcal{G} . Let $|0\rangle$ and $|n\rangle$ transform as irreducible representations (irreps) Φ_0 and Φ_n of \mathcal{G} , respectively. Note that $\mathcal{H}^{(1)}$ transforms as the same irrep as Q and the corresponding phonon mode [32]; it will be denoted by Φ_P . Of the quadratic terms in Q , the first one is always positive favoring the high-symmetry structure ($Q = 0$). On the other hand, the second term $-2 \sum_n \frac{|\langle 0 | \mathcal{H}^{(1)} | n \rangle|^2}{E_n - E_0}$ is negative unless the matrix element $\langle 0 | \mathcal{H}^{(1)} | n \rangle$ is forced to vanish by symmetry. Following

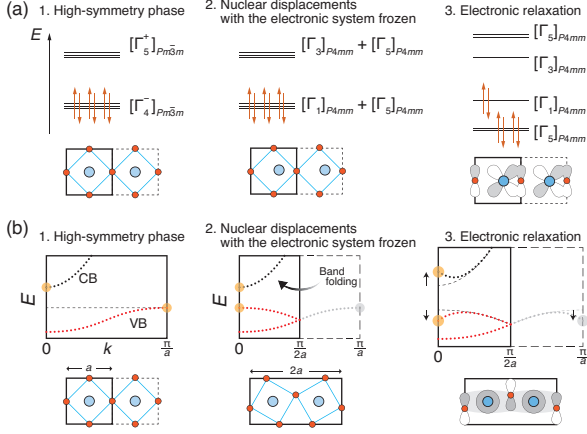


FIG. 1: Step-by-step illustration for the SOJT mechanism driving (a) zone-center ($q = 0$) and (b) zone-boundary ($q = \frac{\pi}{a}$) phonon condensation. The solid lines indicate the unit cells.

two conditions should be fulfilled for the magnitude of the second term to be larger than that of the first one so that the system undergoes the energy-lowering structural distortion. First, the direct product $\Phi_0 \otimes \Phi_P \otimes \Phi_n$ should contain the totally symmetric representation of \mathcal{G} or equivalently $\Phi_0 \otimes \Phi_n$ should contain Φ_P to attain a nonzero value for $\langle 0 | \mathcal{H}^{(1)} | n \rangle$ [33], representing the mixing of two electronic states in response to displacement perturbation. Second, the energy gap $E_n - E_0$ in the denominator should be small. Therefore, a distortion occurs if the corresponding phonon mode is symmetry-allowed to invoke mixing of the ground and low-lying excited states.

The mixing of electronic states is referred to as covalent bond formations in the low-symmetry phase [26]. Let us consider a polar displacement ($q = 0$) in BaTiO_3 [Fig. 1(a)]. In the high-symmetry $Pm\bar{3}m$ structure, the valence band (VB, dominated by O $2p$) and conduction band (CB, dominated by Ti $3d-t_{2g}$) have different symmetries belonging to distinct irreps, Γ_4^- and Γ_5^+ , respectively, whereby the overlap of the two wavefunctions is forbidden (step-1). Once the Ti nuclei shift in a polar fashion (Γ_4^-) from their equilibrium positions, the crystal symmetry lowers from $Pm\bar{3}m$ to $P4mm$, and concomitantly the degeneracies of the two electronic states are lifted (step-2). How they split is defined by compatibility relations [33]. Two-thirds of O $2p$ and Ti $3d-t_{2g}$ states now transform as the same irrep $[\Gamma_5]_{P4mm}$ [34] so that bonding and anti-bonding states appear through electronic relaxation, i.e., orbital mixing (step-3). Given the appropriate electron count, the bonding and non-bonding states accommodate the electrons to stabilize the low-symmetry configuration. This is a chemistry explanation for the SOJT effect.

The perturbative and symmetry arguments have no restriction on the q value, implying that this framework

should provide insights into the origin of nonzero- q displacements as well. However, symmetry forbids any Γ - Γ bond formation—like that shown in Fig. 1(a)—stemming from displacements with finite q . Although this fact seems to rule out the possibility that the bonding mechanism is at play, nonzero- q displacements can give rise to, as we demonstrate later, mixing between two states with different k -vectors from each other and thus arise through the SOJT mechanism.

Here we utilize the band structure to treat all Bloch states in a crystal, not just those at the Γ point included in the energy diagram. Figure 1(b) illustrates how a displacement ($q = \frac{\pi}{a}$) results in the mixing of a VB state at $k = \frac{\pi}{a}$ with a CB state at $k = 0$, where a is the lattice constant of the high-symmetry phase. The VB state cannot interact with the CB state in the high-symmetry configuration because of the discrepancy in k -vectors (step-1). Once the crystal experiences a distorting perturbation with the periodicity of $2a$, the unit cell doubles while folding the electronic bands into the halved first Brillouin zone (step-2). This band folding places the VB and CB states at the identical k -point, accepting the bond formation required to stabilize the distorted configuration. Note that the k -matching between two states under perturbation is merely a necessary condition for the states to mix; namely, we must further examine whether the direct product $\Phi_0 \otimes \Phi_P \otimes \Phi_n$ of the space-group irreps comprises the totally symmetric representation or not in order to make sure that the distorting perturbation is symmetry-allowed to induce bond formation (step-3).

By choosing ORs in ReO_3 -type BX_3 compounds as a case study, we illustrate how the SOJT-based approach integrated with space-group representation theory explains the emergence of nonzero- q displacements. It is widely believed that, in perovskites, octahedra rotate to optimize the coordination environment for A -site cations otherwise underbonded. However, ReO_3 -type compounds generally exhibit ORs rather than remain the aristotype $Pm\bar{3}m$ structure despite no A -site cations; a majority of fluoride (pnictide) members crystallize in $R\bar{3}c$ ($Im\bar{3}$) structures involving out-of-phase $a^-a^-a^-$ -type (in-phase $a^+a^+a^+$ -type) ORs [35]. Hereafter, we also address this question as to what drives ORs. First-principles calculations were performed for five ReO_3 -type compounds— GaF_3 , RhF_3 , AlH_3 , ReO_3 , and RhP_3 —and perovskite BaTiO_3 using the projector augmented-wave method [36, 37] and the HSE06 hybrid functional [38–40] as implemented in VASP code [41–44]. Details are given in Supplemental Material [45].

We first focus on GaF_3 , whose $R\bar{3}c$ structure has been experimentally identified [48]. Figure 2(a) shows that substantial energy gains relative to the $Pm\bar{3}m$ configuration are observed for $a^-a^-a^-$ -type and $a^+a^+a^+$ -type OR modes transforming as the irrep R_4^+ and M_3^+ , respectively. It means that the ORs are energetically favorable at the level of density functional theory. On the other

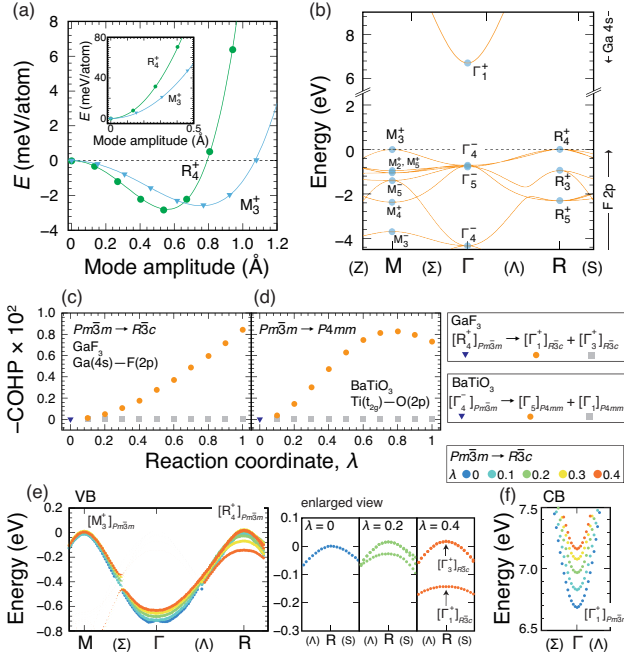


FIG. 2: (a) Total energy and Madelung energy (shown in the inset) of GaF₃ as a function of the amplitude of out-of-phase (R_4^+) and in-phase (M_3^+) OR modes. (b) Electronic band structure for GaF₃ adopting $Pm\bar{3}m$ symmetry with the irrep labels identified by IRVSP code [46]. The band-resolved -COHPs for the (c) R_4^+ VB states of GaF₃ and (d) Γ_4^- VB states of BaTiO₃ as a function of reaction coordinate λ . The legend on the right explains how the VB states split as λ rises from zero. Band structures of GaF₃ in the energy region near the (e) VB maximum and (f) CB minimum as a function of λ , where all the bands including those of $R\bar{3}c$ structures ($\lambda \neq 0$) are drawn along the high-symmetry path of the $Pm\bar{3}m$ structure ($\lambda = 0$) via band-unfolding process with PYPROCAR code [47].

hand, ORs are unfavorable at the level of an electrostatic model, as evident from the inset of Fig. 2(a). This qualitative disagreement corroborates that non-classical behavior of electrons excluded in Madelung energy calculations is vital for understanding stabilization mechanisms behind ORs. In the following, we consider how the $R\bar{3}c$ phase appears through the SOJT mechanism, i.e., the case of $\Phi_P = R_4^+$. Discussions on the in-phase $Im\bar{3}$ phase and its difference from the $R\bar{3}c$ phase in terms of orbital interactions are given in Ref. [45].

The calculated electronic band structure [Fig. 2(b)] shows that the VB maximum (CB minimum) of GaF₃ with the $Pm\bar{3}m$ structure is at R (Γ) point and transforms like the irrep R_4^+ (Γ_1^+) of $Pm\bar{3}m$. Using the irreps of the VB maximum, CB minimum, and considered distortion mode, we calculate the direct product $\Phi_0 \otimes \Phi_P \otimes \Phi_n$ with DIRPRO tool [49]:

$$R_4^+ \otimes R_4^+ \otimes \Gamma_1^+ = \Gamma_1^+ + \Gamma_3^+ + \Gamma_4^+ + \Gamma_5^+. \quad (3)$$

The result contains Γ_1^+ , i.e., the totally symmetric repre-

sentation of $Pm\bar{3}m$ so that the selection rule is fulfilled, allowing the R_4^+ distortion to give rise to an $R_4^+ - \Gamma_1^+$ interaction. In other words, the $a^-a^-a^-$ -type ORs are likely to be attributable to the SOJT mechanism. Compatibility relations obtained with CORREL tool [49] reveal that the VB and CB extrema of the $Pm\bar{3}m$ phase respectively split as follows:

$$[R_4^+]_{Pm\bar{3}m} \rightarrow [\Gamma_1^+]_{R\bar{3}c} + [\Gamma_3^+]_{R\bar{3}c}, \quad (4)$$

and

$$[\Gamma_1^+]_{Pm\bar{3}m} \rightarrow [\Gamma_1^+]_{R\bar{3}c}. \quad (5)$$

One can expect that the new bonding and anti-bonding states belong to the irrep $[\Gamma_1^+]_{R\bar{3}c}$ and that the $[\Gamma_3^+]_{R\bar{3}c}$ state remains non-bonding due to the absence of CB states with the same symmetry. Although some X-M interactions couple to the R_4^+ distortion [45], we ignore them here as their large energy gaps.

We next assess the dependence of band-resolved projected crystal orbital Hamiltonian population (COHP) [50–53] between F 2p and Ga 4s states—composing the R_4^+ and Γ_1^+ states, respectively [45]—on the rotation magnitude. The rotation distortion is parametrized by reaction coordinate λ varying from 0 (fully relaxed high-symmetry structure) to 1 (fully relaxed low-symmetry structure). We use negative-signed COHPs (-COHPs) whose positive (negative) values represent bonding (anti-bonding) interactions. Figure 2(c) illustrates that the -COHPs for the R_4^+ VB states change significantly with λ . While there is no bonding interaction for the VB states in the $Pm\bar{3}m$ configuration ($\lambda = 0$), these states split at finite λ , and the -COHP for the $[\Gamma_1^+]_{R\bar{3}c}$ state increases on approaching $\lambda = 1$. This behavior proves that the rotation magnitude strongly correlates with the degree of $R_4^+ - \Gamma_1^+$ bonding interaction. Note that the -COHP for the $[\Gamma_3^+]_{R\bar{3}c}$ states remains close to zero, supporting the non-bonding nature expected from the symmetry arguments. By checking the decrease in the -COHP with increasing λ , we also validate the anti-bonding character of Γ_1^+ CB state with which the considered VB states mix [45]. Figure 2(d) plots the -COHPs between Ti 3d- t_{2g} and O 2p states for the Γ_4^- VB states of BaTiO₃ as a function of λ , where the low-symmetry structure corresponds to $P4mm$ one. Comparing Figs. 2(c) and 2(d) reveals that the evolutions of bonding interactions in GaF₃ are very similar to those in BaTiO₃, implying that Ga(4s)-F(2p) bonding in GaF₃ drives the ORs in the same way that Ti(3d)-O(2p) bonding drives the polar displacements in BaTiO₃.

The covalent bonds in BaTiO₃ cause a shift down (up) in energy of its occupied bonding (unoccupied anti-bonding) state to produce a net energy gain to the polar phase [54]. Here, we demonstrate that by calculating band dispersions with varying λ , a similar stabilization

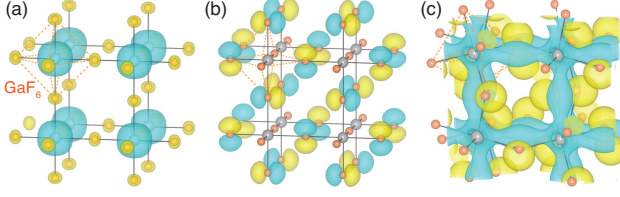


FIG. 3: Real part of the wavefunctions for (a) $[\Gamma_1^+]_{Pm\bar{3}m}$ CB and (b) $[R_4^+]_{Pm\bar{3}m}$ VB states of the fully relaxed $Pm\bar{3}m$ structure, and for (c) $[\Gamma_1^+]_{R\bar{3}c}$ VB state of the fully relaxed $R\bar{3}c$ structure. They are extracted using VASPKIT [55] and visualized by VESTA [56]. Yellow and blue isosurfaces denote positive and negative lobes, respectively.

arises from $R_4^+ - \Gamma_1^+$ bonding interactions accompanied by the $a^-a^-a^-$ -type ORs. In the $R\bar{3}c$ structures where the R_4^+ VB states split [Eq. (4)], the increase in λ (and therefore in the OR magnitude) lowers the energy of the bonding $[\Gamma_1^+]_{R\bar{3}c}$ state while keeping that of the non-bonding $[\Gamma_3^+]_{R\bar{3}c}$ state almost unchanged [Fig. 2(e)]. Also, destabilization of the CB Γ_1^+ state in response to the ORs is manifest in Fig. 2(f). Thus, we find that the ORs—unfavorable in terms of Madelung energy—become energetically favorable due to the bonding interaction that stabilizes the electronic system. There is no conceptual difference from the polar shifts in BaTiO_3 , except that for the case of ORs the interacting Bloch states locate at distinct k -points in the high-symmetry configuration. Note in Fig. 2(e) that the energy of the M_3^+ VB states is quite insensitive to the $a^-a^-a^-$ -type ORs, as expected from symmetry considerations [45]. Instead, the increase in the $a^+a^+a^+$ -type rotation in magnitude lowers the energy of the M_3^+ state but does not influence the R_4^+ state [45].

Next, we provide a real-space picture of the bond formation in GaF_3 . The $Pm\bar{3}m$ configuration having linear Ga–F–Ga chains results in an equal amount of constructive and destructive overlap between the Γ_1^+ CB and R_4^+ VB states; the two are orthogonal [Figs. 3(a) and 3(b)]. When the ORs occur so as to bend Ga–F–Ga angle, however, the two states are no longer orthogonal and can mix to form a low-energy bonding state. Indeed, the $[\Gamma_1^+]_{R\bar{3}c}$ VB state now exhibits a substantial wavefunction’s magnitude in an area between the Ga and F sites [Fig. 3(c)]. This $sp\pi$ bonding is reminiscent to the $dp\pi$ and $dp\sigma$ bondings of BaTiO_3 [18, 57]. One might expect anion–anion bonds to stabilize the tilted structure because such a stabilization mechanism is well established in skutterudites like RhP_3 [58–60], whereas both the F–F bonding and anti-bonding states appear below the Fermi energy and offer no net stabilizing effect [Fig. 4(a)]. This is in striking contrast to P–P bonds [Fig. 4(b)], i.e., P_4 polyanionic rings in RhP_3 due to which the $Im\bar{3}$ structure is substantially lower in energy relative to $R\bar{3}c$ and $Pm\bar{3}m$

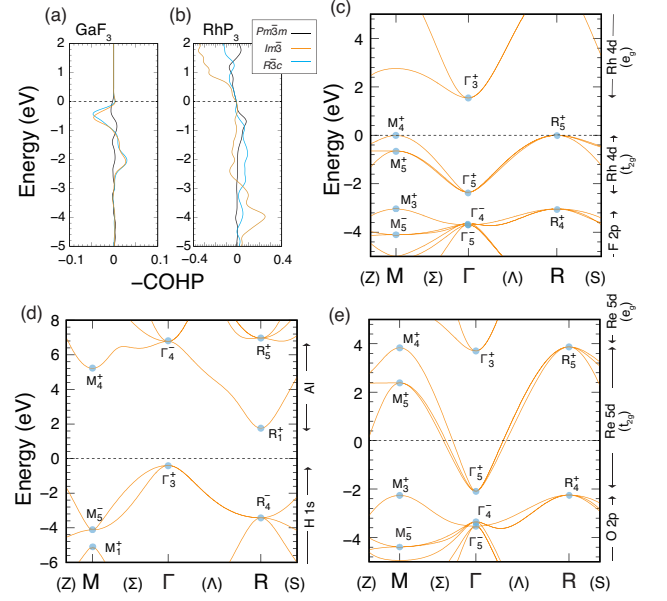


FIG. 4: Averaged $-\text{COHP}$ s of anion–anion bondings [45] in the $Pm\bar{3}m$, $R\bar{3}c$, and $Im\bar{3}$ structures of (a) GaF_3 and (b) RhP_3 . Electronic band structures for (c) RhF_3 , (d) AlH_3 , and (e) ReO_3 with $Pm\bar{3}m$ structures along with the irrep labels.

phases [45].

Both RhF_3 and AlH_3 crystallize in $R\bar{3}c$ structures [61, 62], where band dispersions near the Fermi levels (and hence the symmetry of wavefunctions) are considerably different from those of GaF_3 . The CB of RhF_3 mainly consists of $4d$ rather than $4s$ states [Figs. 4(c)], and the VB of AlH_3 is dominated by H $1s$ states instead of $2p$ states of O or F [Fig. 4(d)]. Despite such differences, our direct product calculations prove that the R_4^+ distortion can be stabilized in RhF_3 and AlH_3 by $R_5^+ - \Gamma_3^+$ and $R_4^- - \Gamma_4^-$ bonding, respectively [45]. Also in ReO_3 , the pair of R_5^+ and Γ_3^+ states is symmetry-allowed to interact under the distortion and results in bonding and anti-bonding orbitals. However, both of them are unoccupied, producing no net energy gain [Fig. 4(e)]. ReO_3 is therefore predicted to retain the aristotype $Pm\bar{3}m$ structure, consistent with experimental reports [63, 64].

Generally, more than one pair of Bloch states around the Fermi level interact under a given distortion. For example in ReO_3 , R_4^+ dispersive perturbation permits $R_4^+ - \Gamma_3^+$ and $R_4^+ - \Gamma_5^+$ interactions as well [45]. Although a stabilizing effect is expected from the former interaction, this would be counteracted by an energy penalty due to the populated anti-bonding state arising from the latter. We believe that calculating $\langle 0 | \mathcal{H}^{(2)} | 0 \rangle$ and $\langle 0 | \mathcal{H}^{(1)} | n \rangle$ ’s separately enables quantitative discussions on such competing effects through decoupling the contributions that repulsions and hybridizations play in determining the sign of the quadratic coefficient of Eq. (1); it may need further methodological developments. Such calculations

may also allow incorporating the effect of hybridization into the tolerance factor approach [65], leading to a new descriptor for the structural instability.

To summarize, we have proposed that the SOJT effect, when combined with the band folding scenario, can be utilized to uncover the driving mechanism of nonzero- q displacements. Based on this idea, we have demonstrated that energy-lowering B - X bondings trigger the ORs even with the empty A -site cavities. The A -site cations would play a secondary role in perovskites. While only zone-boundary distortions are discussed here, the same framework can obviously apply to any distortions including incommensurate modulations. We hope this study leads to a unified description of a variety of structural distortions in solids that will be exploited for rational property design.

This work was supported by Research Fellowships of Japan Society of the Promotion of Science (JSPS) for Young Scientists, the Grant-in-Aid for JSPS Research Fellow (Grant Number JP20J01149), and JSPS KAKENHI (Grant Numbers JP18H01892 and JP16H06440). The computation was carried out using the computer resource offered under the category of General Projects by Research Institute for Information Technology, Kyushu University.

* e-mail: suguru.yoshida0224@gmail.com

- [1] We use the symbol q and k to denote wavevectors of phonons (and distortions) and electronic states, respectively.
- [2] J. Kanamori, *Journal of Physics and Chemistry of Solids* **10**, 87 (1959).
- [3] J. B. Goodenough, *Phys. Rev.* **100**, 564 (1955).
- [4] T. Goto, T. Kimura, G. Lawes, A. P. Ramirez, and Y. Tokura, *Phys. Rev. Lett.* **92**, 257201 (2004).
- [5] C. J. Fennie and K. M. Rabe, *Phys. Rev. B* **72**, 100103 (2005).
- [6] H. Akamatsu, K. Fujita, T. Kuge, A. Sen Gupta, A. Togo, S. Lei, F. Xue, G. Stone, J. M. Rondinelli, L.-Q. Chen, I. Tanaka, V. Gopalan, and K. Tanaka, *Phys. Rev. Lett.* **112**, 187602 (2014).
- [7] X.-Z. Lu and J. M. Rondinelli, *MRS Advances* **5**, 3521 (2020).
- [8] J. S. O. Evans, T. A. Mary, T. Vogt, M. A. Subramanian, and A. W. Sleight, *Chem. Mater.* **8**, 2809 (1996).
- [9] M. S. Senn, A. Bombardi, C. A. Murray, C. Vecchini, A. Scherillo, X. Luo, and S. W. Cheong, *Phys. Rev. Lett.* **114**, 035701 (2015).
- [10] T. A. Bird, J. Woodland-Scott, L. Hu, M. T. Wharmby, J. Chen, A. L. Goodwin, and M. S. Senn, *Phys. Rev. B* **101**, 064306 (2020).
- [11] A. Ferretti, D. B. Rogers, and J. B. Goodenough, *Journal of Physics and Chemistry of Solids* **26**, 2007 (1965).
- [12] W. Lu, W. Song, P. Yang, J. Ding, G. M. Chow, and J. Chen, *Scientific Reports* **5**, 10245 (2015).
- [13] K. Hanzawa, S. Iimura, H. Hiramatsu, and H. Hosono, *J. Am. Chem. Soc.* **141**, 5343 (2019).
- [14] V. Gopalan and D. B. Litvin, *Nature Materials* **10**, 376 (2011).
- [15] N. A. Benedek and C. J. Fennie, *Phys. Rev. Lett.* **106**, 107204 (2011).
- [16] M. J. Pitcher, P. Mandal, M. S. Dyer, J. Alaria, P. Borisov, H. Niu, J. B. Claridge, and M. J. Rosseinsky, *Science* **347**, 420 (2015).
- [17] I. B. Bersuker, *Physics Letters* **20**, 589 (1966).
- [18] R. E. Cohen, *Nature* **358**, 136 (1992).
- [19] A. Walsh, D. J. Payne, R. G. Egdell, and G. W. Watson, *Chem. Soc. Rev.* **40**, 4455 (2011).
- [20] N. A. Benedek and C. J. Fennie, *J. Phys. Chem. C* **117**, 13339 (2013).
- [21] One of the exceptions is Peierls transition, where a one-dimensional crystal with Fermi wavevector k_F undergoes a distortion with $q = 2k_F$.
- [22] P. M. Woodward, *Acta Crystallographica Section B* **53**, 44 (1997).
- [23] A. Hampel, J. Lee-Hand, A. Georges, and C. E. Dreyer, [arXiv:2012.07871](https://arxiv.org/abs/2012.07871).
- [24] We follow the terminology in the community of ferroics and use the term “second-order” rather than “pseudo”.
- [25] I. B. B. V. Z. Polinger, *Vibronic Interactions in Molecules and Crystals*, 1st ed. (Springer-Verlag, Berlin Heidelberg, 1989).
- [26] I. B. Bersuker, *Chem. Rev.* **113**, 1351 (2013).
- [27] I. B. Bersuker, B. G. Vekhter, and A. A. Muzalevskii, *Ferroelectrics* **6**, 197 (1973).
- [28] P. Garcia-Fernandez, J. Aramburu, M. Barriuso, and M. Moreno, *J. Phys. Chem. Lett.* **1**, 647 (2010).
- [29] H. Mizoguchi, P. M. Woodward, S.-H. Byeon, and J. B. Parise, *J. Am. Chem. Soc.* **126**, 3175 (2004).
- [30] K. M. Rabe, C. H. Ahn, and J.-M. Triscone, eds., *Physics of Ferroelectrics: A Modern Perspective*, Topics in Applied Physics (Springer-Verlag, Berlin Heidelberg, 2007).
- [31] J. M. Rondinelli, A. S. Eidelson, and N. A. Spaldin, *Phys. Rev. B* **79**, 205119 (2009).
- [32] L. D. Landau and L. M. Lifshitz, *Quantum Mechanics: Non-Relativistic Theory*, 3rd ed. (Butterworth-Heinemann, Singapore, 1981).
- [33] M. S. Dresselhaus, G. Dresselhaus, and A. Jorio, *Group Theory: Application to the Physics of Condensed Matter* (Springer-Verlag, Berlin Heidelberg, 2008).
- [34] To prevent ambiguity, we sometimes use the subscript symbol denoting the space group with respect to which the irrep is defined.
- [35] A. M. Glazer, *Acta Crystallographica Section B* **28**, 3384 (1972).
- [36] P. E. Blöchl, *Phys. Rev. B* **50**, 17953 (1994).
- [37] G. Kresse and D. Joubert, *Phys. Rev. B* **59**, 1758 (1999).
- [38] J. Heyd, G. E. Scuseria, and M. Ernzerhof, *J. Chem. Phys.* **118**, 8207 (2003).
- [39] J. Heyd, G. E. Scuseria, and M. Ernzerhof, *J. Chem. Phys.* **124**, 219906 (2006).
- [40] A. V. Krukau, O. A. Vydrov, A. F. Izmaylov, and G. E. Scuseria, *J. Chem. Phys.* **125**, 224106 (2006).
- [41] G. Kresse and J. Hafner, *Phys. Rev. B* **47**, 558 (1993).
- [42] G. Kresse and J. Hafner, *Phys. Rev. B* **48**, 13115 (1993).
- [43] G. Kresse and J. Furthmüller, *Phys. Rev. B* **54**, 11169 (1996).
- [44] G. Kresse and J. Furthmüller, *Computational Materials Science* **6**, 15 (1996).
- [45] See Supplemental Material, which include Refs. [66–75], for computational details, discussions on the in-phase M_3^+

- rotation, density of states, and additional direct product calculations.
- [46] J. Gao, Q. Wu, C. Persson, and Z. Wang, [arXiv:2002.04032](#).
 - [47] U. Herath, P. Tavadze, X. He, E. Bousquet, S. Singh, F. Muñoz, and A. H. Romero, *Computer Physics Communications* **251**, 107080 (2020).
 - [48] M. Roosand and G. Meyer, *Zeitschrift für Kristallographie - New Crystal Structures* **216**, 18 (2001).
 - [49] M. I. Aroyo, A. Kirov, C. Capillas, J. M. Perez-Mato, and H. Wondratschek, *Acta Cryst A* **62**, 115 (2006).
 - [50] R. Dronskowski and P. E. Bloechl, *J. Phys. Chem.* **97**, 8617 (1993).
 - [51] V. L. Deringer, A. L. Tchougréeff, and R. Dronskowski, *J. Phys. Chem. A* **115**, 5461 (2011).
 - [52] S. Maintz, V. L. Deringer, A. L. Tchougréeff, and R. Dronskowski, *Journal of Computational Chemistry* **34**, 2557 (2013).
 - [53] X. Sun, X. Li, J. Yang, J. Xi, R. Nelson, C. Ertural, R. Dronskowski, W. Liu, G. J. Snyder, and D. J. Singh, *Journal of computational chemistry* **40**, 1693 (2019).
 - [54] A. Filippetti and N. A. Hill, *Phys. Rev. B* **65**, 195120 (2002).
 - [55] V. Wang, N. Xu, J. C. Liu, G. Tang, and W.-T. Geng, [arXiv:1908.08269](#).
 - [56] K. Momma and F. Izumi, *J Appl Cryst* **44**, 1272 (2011).
 - [57] D. Hickox-Young, D. Puggioni, and J. M. Rondinelli, *Phys. Rev. B* **102**, 014108 (2020).
 - [58] I. Lefebvre-Devos, M. Lassalle, X. Wallart, J. Olivier-Fourcade, L. Monconduit, and J. C. Jumas, *Phys. Rev. B* **63**, 125110 (2001).
 - [59] H. Luo, J. W. Krizan, L. Muechler, N. Haldolaarachchige, T. Klimczuk, W. Xie, M. K. Fuccillo, C. Felser, and R. J. Cava, *Nat Commun* **6**, 1 (2015).
 - [60] R. Hanus, X. Guo, Y. Tang, G. Li, G. J. Snyder, and W. G. Zeier, *Chem. Mater.* **29**, 1156 (2017).
 - [61] L. Grosse and R. Hoppe, *Zeitschrift für anorganische und allgemeine Chemie* **552**, 123 (1987).
 - [62] J. W. Turley and H. W. Rinn, *Inorg. Chem.* **8**, 18 (1969).
 - [63] K. Meisel, *Zeitschrift für anorganische und allgemeine Chemie* **207**, 121 (1932).
 - [64] E. S. Božin, T. Chatterji, and S. J. L. Billinge, *Phys. Rev. B* **86**, 094110 (2012).
 - [65] V. M. Goldschmidt, *Naturwissenschaften* **14**, 477 (1926).
 - [66] H. J. Monkhorst and J. D. Pack, *Phys. Rev. B* **13**, 5188 (1976).
 - [67] B. J. Campbell, H. T. Stokes, D. E. Tanner, and D. M. Hatch, *J Appl Cryst* **39**, 607 (2006).
 - [68] Y. Hinuma, G. Pizzi, Y. Kumagai, F. Oba, and I. Tanaka, *Computational Materials Science* **128**, 140 (2017).
 - [69] A. M. Ganose, A. J. Jackson, and D. O. Scanlon, *Journal of Open Source Software* **3**, 717 (2018).
 - [70] T. B. Boykin and G. Klimeck, *Phys. Rev. B* **71**, 115215 (2005).
 - [71] W. Ku, T. Berlijn, and C.-C. Lee, *Phys. Rev. Lett.* **104**, 216401 (2010).
 - [72] P. B. Allen, T. Berlijn, D. A. Casavant, and J. M. Soler, *Phys. Rev. B* **87**, 085322 (2013).
 - [73] J. L. Birman, *Phys. Rev.* **125**, 1959 (1962).
 - [74] J. L. Birman, *Phys. Rev.* **127**, 1093 (1962).
 - [75] X.-G. Zhao, Z. Wang, O. I. Malyi, and A. Zunger, [arXiv:2104.09361](#).