

Multilevel Monte Carlo simulation for VIX options in the rough Bergomi model

F. Bourgey* S. De Marco*

May 13, 2021

Abstract

We consider the pricing of VIX options in the rough Bergomi model [Bayer, Friz, and Gatheral, *Pricing under rough volatility*, Quantitative Finance 16(6), 887–904, 2016]. In this setting, the VIX random variable is defined by the one-dimensional integral of the exponential of a Gaussian process with correlated increments, hence approximate samples of the VIX can be constructed via discretization of the integral and simulation of a correlated Gaussian vector. A Monte-Carlo estimator of VIX options based on a rectangle discretization scheme and exact Gaussian sampling via the Cholesky method has a computational complexity of order $\mathcal{O}(\varepsilon^{-4})$ when the mean-squared error is set to ε^2 . We demonstrate that this cost can be reduced to $\mathcal{O}(\varepsilon^{-2} \log^2(\varepsilon))$ combining the scheme above with the multilevel method [Giles, *Multilevel Monte Carlo path simulation*, Oper. Res. 56(3), 607–617, 2008], and further reduced to the asymptotically optimal cost $\mathcal{O}(\varepsilon^{-2})$ when using a trapezoidal discretization. We provide numerical experiments highlighting the efficiency of the multilevel approach in the pricing of VIX options in such a rough forward variance setting.

KEY WORDS: VIX options, multilevel Monte Carlo, forward variance curve, rough volatility.

MSC2010: 60G15, 60G22, 65C05, 91G20, 91G60.

1 Introduction

The joint modeling of the dynamics of option prices and of the underlying financial asset S has been one of the central problems in mathematical finance over the last decades. An explicit modeling of the implied volatility surface (which is an infinite-dimensional object parameterized by two variables, the option maturity T and the strike price K) being a difficult problem, a lot of attention has turned towards the modeling of forward variances, *aka* the implied variances of forward log-contracts. The forward variance $V_t^{T, T+\Delta}$ observed at time t for the future period $[T, T + \Delta]$ is defined by the market price prevailing at time t of a forward log-contract, $V_t^{T, T+\Delta} := \text{price}_t^{\text{mkt}} \left(-\frac{2}{\Delta} \log \left(\frac{S_{T+\Delta}}{S_T} \right) \right)$. Forward variances are still infinite-dimensional

*Centre de Mathématiques Appliquées (CMAP), CNRS, Ecole Polytechnique, Institut Polytechnique de Paris. Route de Saclay, 91128 Palaiseau Cedex, France. Emails: florian.bourgey@polytechnique.edu, stefano.de-marco@polytechnique.edu.

We thank our colleagues Emmanuel Gobet and Gilles Pagès for stimulating discussions on multilevel Monte Carlo methods. This research benefited from the support of the *Chaire Risques Financiers*, led by Ecole Polytechnique and *La Fondation du Risque* and sponsored by Société Générale, and of the *Chaire Stress Test, RISK Management and Financial Steering*, led by Ecole Polytechnique and *Fondation de l'Ecole Polytechnique* and sponsored by BNP Paribas.

objects, but one is now focusing on a *one-dimensional* set of derivatives (as opposed to the two-dimensional implied volatility surface), parameterized by the future maturity T , and the modeling problem is considerably simplified. Note that, taking into account the prefactor $-\frac{2}{\Delta}$ in the log-contract payoff, the Black–Scholes implied variance of the log-contract coincides with the derivative’s price: the price of such a contract in a Black–Scholes model with volatility parameter σ is indeed $\text{price}_t^{\text{BS}}\left(-\frac{2}{\Delta}\log\left(\frac{S_{T+\Delta}}{S_T}\right)\right) = \sigma^2$.

The implied variance of the log-contract is used by the Chicago Board Options Exchange (CBOE) to define the VIX index [11]: more precisely, the VIX value at time T is equal to the implied volatility of the log-contract delivering $-\frac{2}{\Delta}\ln\left(\frac{S_{T+\Delta}}{S_T}\right)$ at time $T + \Delta$, where $\Delta = 30$ days and S is the S&P500 index:

$$\text{VIX}_T := \sqrt{\text{price}_T^{\text{mkt}}\left(-\frac{2}{\Delta}\ln\left(\frac{S_{T+\Delta}}{S_T}\right)\right)}. \quad (1)$$

For simplicity, we consider zero interest, dividend, and repo rates here and in what follows. If this is not the case, S_T should be replaced inside (1) by the S&P500 forward price $F_T^{T+\Delta}$ observed at time T for the maturity $T + \Delta$. Since the log-contract itself is not a traded object on the CBOE, its price is quoted by static replication of the payoff $\ln(S)$ with call and put options; the precise way the static replication formula is discretized over the observed option strikes and maturities is described in the VIX White paper [11].

A standard and widespread approach, pioneered by Dupire [13] and intensively studied by Bergomi [7, 8], is to set up a model for instantaneous forward variances, defined by $\xi_t^u = \frac{d}{du}((u-t)V_t^{t,u})$ for $u \geq t$ (very much in the spirit of the definition of instantaneous forward rates from bond prices). Once a model for the instantaneous – and therefore unobserved – object ξ_t^u has been settled, the discrete forward variances $V_t^{T,T+\Delta}$ are retrieved, for any tenor structure T , via integration over the parameter u , $V_t^{T,T+\Delta} = \frac{1}{\Delta} \int_T^{T+\Delta} \xi_t^u du$.

In a class of models widely used in practice since the works of Bergomi [7], forward variances are modeled by the exponential of a Gaussian process

$$X_t^u := \log(\xi_t^u) = X_0^u - \frac{1}{2} \int_0^t K(u,s)^2 ds + \int_0^t K(u,s) dW_s, \quad u \geq t, \quad (2)$$

where W is a standard Brownian motion and K a deterministic kernel such that $K(u,\cdot) \in L^2((0,u))$ for every $u > 0$. The class of models (2) encompasses Bergomi’s model [7], obtained when choosing the exponential kernel $K(u,s) = \omega e^{-\kappa(u-s)}$ with $\omega, \kappa > 0$, and the so-called rough Bergomi model of Bayer, Friz, and Gatheral [4], corresponding to the power-law (or fractional) kernel $K(u,s) = \frac{\eta}{(u-s)^{1/2-H}}$, where $H \in (0, 1/2)$ and $\eta > 0$. Several authors have reported that a small value of H , namely $H \approx 0.1$, is appropriate to reconstruct the observed term structure both of the at-the-money implied volatility skew of the S&P500 [2, 4, 14] and of VIX futures and at-the-money VIX implied volatilities [19, 1].

The modeling framework above has an appealing simplicity: being explicit functions of a Gaussian process, instantaneous forward variances $\xi_t^u = e^{X_t^u}$ can be simulated exactly. Nevertheless, this modeling approach rises some non-trivial computational issues: recall that the instantaneous forward variance ξ_t^u is an unobservable object, while traded derivatives are written on integrated forward variances. More specifically, the squared VIX index at time T is

$$(\text{VIX}_T)^2 = \frac{1}{\Delta} \int_T^{T+\Delta} e^{X_T^u} du, \quad (3)$$

so that the price at time zero of an option on the VIX^2 with payoff φ is given by

$$\mathbb{E}[\varphi(\text{VIX}_T^2)] = \mathbb{E}\left[\varphi\left(\frac{1}{\Delta}\int_T^{T+\Delta} e^{X_T^u} du\right)\right]. \quad (4)$$

When $\varphi(x) = (\sqrt{x} - \kappa)_+$ (resp. $\varphi(x) = (\kappa - \sqrt{x})_+$), (4) is the price of a VIX call option (resp. put option) with strike κ and maturity T . In any forward variance model such as (2), then, the VIX is given by a continuous sum of log-normal random variables; the resulting distribution is unknown (apart from trivial cases where $K \equiv 0$) and the random variable VIX_T cannot be simulated exactly.

The problem (4) is close in spirit to the valuation of Asian options $\varphi(A_T) = \varphi\left(\frac{1}{T}\int_0^T Y_t dt\right)$, where Y represents an asset price. There is a vast literature on the numerical methods that can be used to evaluate $\mathbb{E}[\varphi(A_T)]$ when Y is modeled by a diffusion process. Yet, there is a fundamental and structural difference with the pricing of a VIX option such as (4): while the Asian option payoff is based on the integral of a continuous-time Markov process with respect to its time parameter, there is, in general, no finite-dimensional Markovian structure underlying the problem (4), and this is precisely the case when K is a fractional kernel, as in the rough Bergomi model. In particular then, numerical approaches based on PDEs, explored in the context of Asian options by Rogers and Shi [24], Zhang [26], and Dubois and Lelièvre [12], are arguably out-of-the-way (in a setting of finite dimensional PDEs at least).

The fact that the random vector $(e^{X_T^{u_i}})_{i=0,\dots,n}$ can be simulated exactly, for any choice of the sequence $(u_i)_{i=0,\dots,n} \subset [T, T + \Delta]$, opens the way to Monte Carlo methods. It is natural to approximate the integral $\int_T^{T+\Delta} e^{X_T^u} du$ using some discretization scheme $\sum_{i=0}^n \omega_i e^{X_T^{u_i}}$: this is the path we are going to follow. We are going to analyze the discretization error of a rectangle and a trapezoidal discretization scheme, which is our starting point to design optimal multilevel Monte Carlo (MLMC) estimators [15] for VIX options. In this respect, the present work can be seen as an extension to the setting of rough fractional processes of the work of Lapeyre and Temam [21], who studied the discretization error of the rectangle and trapezoidal schemes for the Asian payoff $A_T = \frac{1}{T}\int_0^T Y_t dt$ when Y is a geometric Brownian motion, and of the work of Ben Alaya and Kebaier [6], who studied, for the same problem of Asian option pricing under geometric Brownian motion, the application of the multilevel method.

The weak discretization error for the VIX in the rough Bergomi model has recently been studied by Horvath et al. [18], who showed that a VIX option (4) with Lipschitz payoff φ has a weak error of order $\mathcal{O}(\frac{1}{n})$ for a rectangle scheme on a uniform grid with n points, resp. of order $\mathcal{O}(\frac{1}{n^2})$ for a trapezoidal scheme on an adaptive grid. We complement these results by stating upper bounds for the L^p strong error (Proposition 2) and providing an explicit asymptotic expansion of the L^2 strong error of the rectangle scheme (Theorem 5). Let us note that, due to the cost $\mathcal{O}(n^2)$ required for the exact simulation of a Gaussian vector with n correlated components, the resulting strong and weak error asymptotics lead to a computational cost of order $\mathcal{O}(\varepsilon^{-4})$ (resp. $\mathcal{O}(\varepsilon^{-3})$) for a Monte Carlo estimator of VIX options based on a rectangle (resp. trapezoidal) scheme, when the overall MSE is required to be smaller than a given tolerance ε^2 . We demonstrate, then, that the combination of a multilevel Monte Carlo estimator with the rectangle scheme allows to significantly reduce the computational cost to $\mathcal{O}(\varepsilon^{-2} \log^2(\varepsilon))$, and further that the optimal asymptotical complexity $\mathcal{O}(\varepsilon^{-2})$ can be obtained combining an MLMC estimator with the trapezoidal scheme, leading to significant computational time reduction (section 3). We provide numerical tests supporting our theoretical findings.

It is worth mentioning that other approaches to the valuation of VIX derivatives under the class of log-normal models (2) have been recently explored: Jacquier et al. [19] investigate upper

and lower bounds along with log-normal approximations for VIX futures, and Bonesini et al. [9] develop a functional quantization for the log-forward variance process $u \mapsto X_T^u$. Another stream of recent literature aims at computing asymptotic formulas in different asymptotic regimes: when the VIX option maturity T is small and/or small volatility-of-volatility as in Guyon [17] and Alos et al. [1], or when the time-window Δ is small as in [10, Chapter 6], which is the case for the VIX index, for which $\Delta = 30$ days $\approx \frac{1}{12}$. Of course, the multilevel Monte Carlo estimator we design in section 3 can be applied for any value of T and Δ , so that this valuation method is not limited to short-maturity options or to the VIX case, but allows to deal with options on general forward variances $V_T^{T_1, T_2}$ for any tenor structure $T \leq T_1 < T_2$.

2 Time discretization

We focus on the rough Bergomi model for forward variances ξ_t^u , corresponding to the model (2) equipped with the power-law kernel $K(u, s) = \frac{\eta}{(u-s)^{1/2-H}}$. Even though the rough Bergomi model is typically considered and analysed only for values of H ranging in $(0, \frac{1}{2})$, for this interval contains the typical values of H encountered in the calibration to the VIX and S&P500 markets, there is of course no issue in defining the process (2) for any value of $H \in (0, 1)$.

An approximate simulation of the VIX random variable can be obtained via a discretization of the time integral in (3). We fix a uniform grid¹ with $n \in \mathbb{N}^*$ time steps

$$\mathcal{G}_n := \{u_i := T + i h, \quad i = 0, \dots, n\}, \quad h := \frac{\Delta}{n}, \quad (5)$$

and consider the following simulation schemes.

Definition 1 (Discretization schemes for the VIX_T²). The right-point rectangle scheme on the grid \mathcal{G}_n is given by

$$\text{VIX}_T^{2, \mathcal{R}_n} := \frac{1}{n} \sum_{i=1}^n e^{X_T^{u_i}}, \quad (6)$$

and the trapezoidal scheme by

$$\text{VIX}_T^{2, \mathcal{T}_n} := \frac{1}{2n} \sum_{i=1}^n \left(e^{X_T^{u_i}} + e^{X_T^{u_{i-1}}} \right). \quad (7)$$

The family of random variables $(X_T^{u_i})_{i=0, \dots, n}$ forms an $(n+1)$ -dimensional Gaussian vector. The mean $\mu = (\mu(u_i))_{i=0, \dots, n}$ and covariance matrix $C = (C(u_i, u_j))_{0 \leq i, j \leq n}$ are given by

$$\mu(u_i) := \mathbb{E}[X_T^{u_i}] = X_0^{u_i} - \frac{1}{2} \int_0^T K(u_i, s)^2 ds = X_0^{u_i} - \frac{\eta^2}{4H} \left(u_i^{2H} - (u_i - T)^{2H} \right), \quad (8)$$

and

$$C(u_i, u_j) := \text{Cov}(X_T^{u_i}, X_T^{u_j}) = \int_0^T K(u_i, s) K(u_j, s) ds = \eta^2 \int_0^T (u_i - s)^{H-\frac{1}{2}} (u_j - s)^{H-\frac{1}{2}} ds. \quad (9)$$

The diagonal terms of the covariance matrix can be computed explicitly

$$C(u_i, u_i) = \frac{\eta^2}{2H} \left(u_i^{2H} - (u_i - T)^{2H} \right),$$

¹Non-uniform grids could also be considered, but they would preclude the application of the multilevel method, see Remark 7.

while the off-diagonal terms can be expressed in terms of the hypergeometric function ${}_2F_1(\cdot, \cdot; \cdot; \cdot)$ (see [23, Chapter 15]): if $i < j$,

$$C(u_i, u_j) = \frac{\eta^2 (u_j - u_i)^{H-\frac{1}{2}}}{H + \frac{1}{2}} \left[u_i^{2H} {}_2F_1\left(\frac{1}{2} - H, \frac{1}{2} + H; \frac{3}{2} + H; -\frac{u_i}{u_j - u_i}\right) - (u_i - T)^{2H} {}_2F_1\left(\frac{1}{2} - H, \frac{1}{2} + H; \frac{3}{2} + H; -\frac{u_i - T}{u_j - u_i}\right) \right].$$

Standard numerical libraries provide an efficient evaluation of hypergeometric functions that can be used for an offline computation of the coefficients $C(u_i, u_j)$ for $i < j$. We used the function `scipy.special.hyp2f1` from the `scipy` library [25] in our numerical tests.

In order to design optimal multilevel estimators in section 3.2, we need to rely on asymptotic estimates of the strong and weak error associated to the discretization schemes in Definition 1.

2.1 Strong convergence

The discretization error for the squared VIX (3) was studied by Horvath, Jacquier, and Tankov [18], who showed in [18, Proposition 2] that the bias $\mathbb{E}[\varphi(\text{VIX}_T^2)] - \mathbb{E}[\varphi(\text{VIX}_T^{2, \mathcal{R}_n})]$ for a VIX option with Lipschitz payoff φ is of order $\mathcal{O}(\frac{1}{n})$. Inspection of their proof reveals that their argument actually yields an estimate of the L^1 strong error $\mathbb{E} \left[\left| \varphi(\text{VIX}_T^2) - \varphi(\text{VIX}_T^{2, \mathcal{R}_n}) \right| \right]$. Extending an L^1 estimate to an L^p estimate for any positive p is straightforward in this setting; therefore, following the steps in the proof of [18, Proposition 2], we obtain upper bounds on the L^p strong errors for the two discretization schemes presented in Definition 1, see Proposition 2 below.

Note that, in general, the initial condition $(X_0^u)_{u \geq T}$ for the instantaneous forward variance curve is an arbitrary function; in practical applications, X_0^u is bootstrapped from market options data, from the VIX futures term-structure or possibly from Variance Swap quotes (according to the use the stochastic model is intended for). In any of these cases, the regularity of the curve $u \mapsto X_0^u$ is a user-based choice – typically, it is either a continuous or a piece-wise constant function. In any case, it is more than enough to assume that the function X_0^u is locally bounded.

Proposition 2 (L_p strong error; a slight extension of Horvath et al. [18], Proposition 2). *Assume the initial forward variance curve $u \mapsto e^{X_0^u}$ is locally bounded. Then, for any $T > 0$ and $p > 0$,*

$$\left(\mathbb{E} \left[\left| \text{VIX}_T^2 - \text{VIX}_T^{2, \mathcal{R}_n} \right|^p \right] \right)^{\frac{1}{p}} = \mathcal{O} \left(\frac{1}{n} \right), \quad (10)$$

$$\left(\mathbb{E} \left[\left| \text{VIX}_T^2 - \text{VIX}_T^{2, \mathcal{T}_n} \right|^p \right] \right)^{\frac{1}{p}} = \mathcal{O} \left(\frac{1}{n^{1+H}} \right), \quad (11)$$

as $n \rightarrow \infty$.

Remark 3. Proposition 2 holds for any value of H in $(0, 1)$.

It is interesting to notice that the upper bound $\mathcal{O}(\frac{1}{n})$ on the strong rate of convergence of the rectangle scheme does not depend on the fractional index H ; the dependence with respect to H is only seen at the level of a more accurate quadrature method such as the trapezoidal scheme in (11).

Remark 4. For comparison, the strong discretization error for the spot asset price $dS_t = S_t \sqrt{V_t} dZ_t$ is highly dependent on the value of H in a model with instantaneous variance V_t driven by a fractional process with Hölder regularity index H . Here Z denotes a standard

Brownian motion. Neuenkirch and Shalako [22] show that an Euler–Maruyama scheme for S based on n discretization points has a strong error of order $\mathcal{O}\left(\frac{1}{n^H}\right)$ when $V_t = e^{X_t}$ and X is a fractional Ornstein–Uhlenbeck process. Bayer et al. [5] show that the weak error is $\mathcal{O}\left(\frac{1}{n^{H+\frac{1}{2}}}\right)$ for payoffs $\varphi(S_T)$ with $\varphi \in \mathcal{C}_b^p$ and $p = \lceil \frac{1}{H} \rceil$ in the rough Bergomi model for the couple (S_t, V_t) , that is when $V_t = e^{X_t}$ and X_t^u is defined in (2).

Our next result is the exact asymptotics of the L^2 strong error for the rectangle scheme, which shows that the strong rate of convergence is precisely $\frac{1}{n}$. This result is additionally corroborated by some numerical experiments we present in the next section, which also provide numerical evidence that the strong rate of the trapezoidal scheme is precisely $\frac{1}{n^{1+H}}$ (Figure 1).

Theorem 5 (Exact asymptotics for the L^2 strong error, rectangle scheme). *Assume $H \in (0, \frac{1}{2})$ and that the initial instantaneous forward variance curve is kept constant over the VIX time window, that is $X_0^u = X_0$ for all $u \in [T, T + \Delta]$. Then, as $n \rightarrow \infty$,*

$$\left(\mathbb{E} \left[\left| \text{VIX}_T^2 - \text{VIX}_T^{2, \mathcal{R}_n} \right|^2 \right] \right)^{1/2} \sim \frac{\Lambda(X_0, T, \Delta, H)}{n} \quad (12)$$

where

$$\Lambda(X_0, T, \Delta, H) := \frac{e^{X_0}}{2} \left(e^{\eta^2 \frac{T^{2H}}{2H}} + e^{\eta^2 \frac{(T+\Delta)^{2H} - \Delta^{2H}}{2H}} - 2e^{\eta^2 \int_0^T t^{H-\frac{1}{2}} (\Delta+t)^{H-\frac{1}{2}} dt} \right)^{1/2}.$$

The proofs of Proposition 2 and Theorem 5 are postponed to Appendix 5.

Weak error. The discretization bias for the price of a VIX option $\mathbb{E}[\varphi(\text{VIX}_T^2)]$ with Lipschitz payoff φ can, of course, be upper bounded by the L^1 strong error multiplied by the Lipschitz constant of φ ; it is a straightforward consequence of Proposition 2 (or Theorem 5 for the rectangle scheme) that

$$\left| \mathbb{E} \left[\varphi(\text{VIX}_T^2) - \varphi(\text{VIX}_T^{2, \mathcal{R}_n}) \right] \right| = \mathcal{O}\left(\frac{1}{n}\right), \quad (13)$$

$$\left| \mathbb{E} \left[\varphi(\text{VIX}_T^2) - \varphi(\text{VIX}_T^{2, \mathcal{T}_n}) \right] \right| = \mathcal{O}\left(\frac{1}{n^{1+H}}\right). \quad (14)$$

In our numerical experiments in section 2.3 we can precisely observe the asymptotic behavior predicted by (13)-(14), in the case of VIX call options.

Remark 6. A VIX call option with strike $\kappa > 0$ corresponds to the payoff $\varphi(x) = (\sqrt{x} - \kappa)_+$. In such a case, the function φ is Lipschitz, for it coincides with the integral of its bounded derivative φ' given by $\varphi'(x) = \frac{1}{2\sqrt{x}} \leq \frac{1}{2\kappa}$ for $x > \kappa^2$ and $\varphi'(x) = 0$ for $x < \kappa^2$.

Remark 7 (Non-uniform grids). Considering a non-uniform discretization grid such as

$$\left\{ u_i := T + \Delta \left(\frac{i}{n} \right)^a, \quad i = 0, \dots, n \right\}, \quad a > 0, \quad (15)$$

one can improve the asymptotic behavior of the weak error: according to [18, Corollary 1], the weak error associated to the trapezoidal scheme based on the grid (15) is $\mathcal{O}(n^{-2})$ instead of $\mathcal{O}(n^{-(1+H)})$ in (14), provided that $a > \frac{2}{H+1}$. Note that with such a value of a , the resulting mesh (15) gets finer and finer as u^i approaches T , in order to compensate for the explosion of the integration kernel $K(u, s) = \frac{\eta}{(u-s)^{\frac{1}{2}-H}}$ when u approaches T from above in (4) and s approaches

T from below in (2). It will be seen in section 3.2 that the optimal complexity $\mathcal{O}(\varepsilon^{-2})$ for an estimator with mean-squared error ε^2 can already be attained by combining the multilevel method with a discretization scheme based on the uniform grid \mathcal{G}_n in (5). Appealing to the more complex mesh choice (15) is therefore not necessary in order to construct estimators of VIX options with optimal rate of convergence. Moreover, the use of non-regular grids such as (15) would directly preclude the application of the multilevel method.

2.2 Control variate for VIX option pricing

In order to obtain a reliable Monte-Carlo estimate of the weak error, we need to employ a variance reduction method. Due to the structure of the problem, there is an efficient control variate technique (in the spirit of the control variate for Asian option pricing in [20]), already exploited by [18], that we now present in detail.

Noticing that the discretization schemes n and $\text{VIX}_T^{2, \mathcal{T}_n}$ in (6) and (7) are given by means of the exponentials $e^{X_T^{u_i}}$, it is reasonable to consider as a control variate the exponential of the mean $e^{\frac{1}{n} \sum_{i=1}^n X_T^{u_i}}$ – this choice is appropriate notably because the parameter u_i is restricted to a small time window $\Delta \approx \frac{1}{12}$. The key ingredient is that the control variate $e^{\frac{1}{n} \sum_{i=1}^n X_T^{u_i}}$ is lognormal: the Gaussian random variable $\frac{1}{n} \sum_{i=1}^n X_T^{u_i} \stackrel{d}{=} \mathcal{N}(\mu^n, (\sigma^n)^2)$ has explicit characteristics

$$\begin{aligned} \mu^n &= \frac{1}{n} \sum_{i=1}^n \mu(u_i) = \frac{1}{n} \sum_{i=1}^n \left(X_0^{u_i} - \frac{1}{2} \int_0^T K(u_i, s)^2 ds \right), \\ \sigma^n &= \sqrt{\frac{1}{n^2} \sum_{i,j=1}^n C(u_i, u_j)}, \end{aligned} \tag{16}$$

so that the prices of call or put options on the control variate boil down to a Black-Scholes formula. When considering the right-point rectangle scheme (6), we estimate option prices on the VIX^2 with

$$\mathbb{E} \left[\varphi \left(\frac{1}{n} \sum_{i=1}^n e^{X_T^{u_i}} \right) \right] \approx \frac{1}{M} \sum_{m=1}^M \left[\varphi \left(\frac{1}{n} \sum_{i=1}^n e^{X_T^{u_i, m}} \right) - \varphi \left(e^{\frac{1}{n} \sum_{i=1}^n X_T^{u_i, m}} \right) \right] + \text{CV}_n,$$

where $(X_T^{u_1, m}, \dots, X_T^{u_n, m})_{1 \leq m \leq M}$ are M independent Monte Carlo samples of the Gaussian vector $(X_T^{u_1}, \dots, X_T^{u_n})$ and $\text{CV}_n := \mathbb{E} \left[\varphi \left(e^{\frac{1}{n} \sum_{i=1}^n X_T^{u_i}} \right) \right]$. For the trapezoidal scheme (7), we use the same control variate. In the case of call and put options, the control variate price CV_n is given by

$$\text{CV}_n = \begin{cases} C_{\text{BS}} \left(e^{\frac{\mu^n}{2} + \frac{(\sigma^n)^2}{8}}, \kappa, \frac{\sigma^n}{2} \right) & \text{if } \varphi(x) = (\sqrt{x} - \kappa)_+, \\ P_{\text{BS}} \left(e^{\frac{\mu^n}{2} + \frac{(\sigma^n)^2}{8}}, \kappa, \frac{\sigma^n}{2} \right) & \text{if } \varphi(x) = (\kappa - \sqrt{x})_+, \\ e^{\frac{\mu^n}{2} + \frac{(\sigma^n)^2}{8}} & \text{if } \varphi(x) = \sqrt{x}, \end{cases}$$

where C_{BS} and P_{BS} are the standard Black-Scholes call and put prices $C_{\text{BS}}(x, y, z) = x \Phi \left(\frac{\ln(x/y)}{z} + \frac{z}{2} \right) - y \Phi \left(\frac{\ln(x/y)}{z} - \frac{z}{2} \right)$ and $P_{\text{BS}}(x, y, z) = y \Phi \left(-\frac{\ln(x/y)}{z} + \frac{z}{2} \right) - x \Phi \left(-\frac{\ln(x/y)}{z} - \frac{z}{2} \right)$, Φ being the c.d.f. of the standard normal distribution.

2.3 Numerical tests

From now on, we will use the notation $\text{VIX}_T^{2,\mathcal{D}_n}$ to denote either the right-point rectangle scheme $\text{VIX}_T^{2,\mathcal{R}_n}$ when $\mathcal{D}_n = \mathcal{R}_n$ or the trapezoidal scheme $\text{VIX}_T^{2,\mathcal{T}_n}$ when $\mathcal{D}_n = \mathcal{T}_n$. In order to check the L^2 strong error asymptotics (12) for the rectangle scheme and the L^2 estimate (11) for the trapezoidal scheme, we consider three different sets of parameters X_0, η, T, H (specified in the legends of Figures 1 and 2) and set $\Delta = \frac{1}{12}$. Since we cannot simulate exactly the random variable VIX_T^2 , we approximate VIX_T^2 with $\text{VIX}_T^{2,\mathcal{D}_{n_{\text{ref}}}}$ using a high number n_{ref} of discretization points, and approximate the strong error of the scheme $\text{VIX}_T^{2,\mathcal{D}_n}$ with a Monte Carlo estimate of $\mathbb{E} \left[\left| \text{VIX}_T^{2,\mathcal{D}_{n_{\text{ref}}}} - \text{VIX}_T^{2,\mathcal{D}_n} \right|^2 \right]^{\frac{1}{2}} \approx \mathbb{E} \left[\left| \text{VIX}_T^2 - \text{VIX}_T^{2,\mathcal{D}_n} \right|^2 \right]^{\frac{1}{2}}$ for values of $n \ll n_{\text{ref}}$. We choose $n_{\text{ref}} = 2000$ and generate $M = 10^5$ Monte Carlo samples.

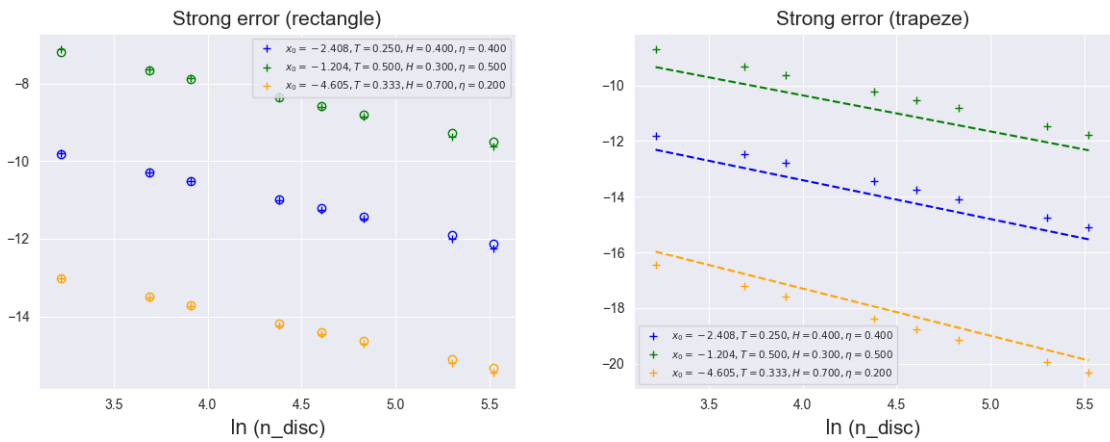


Figure 1: *Left*: log-log plot of a Monte Carlo estimate of the L^2 strong error of the rectangle scheme $\text{VIX}_T^{2,\mathcal{R}_n}$ (marker “+”) together with its asymptotic expansion in (12) (marker “o”). *Right*: Monte Carlo estimate of the L^2 strong error of the trapezoidal scheme $\text{VIX}_T^{2,\mathcal{T}_n}$ (marker “+”) and, for comparison, straight lines with slope $-(1+H)$.

Figure 1 confirms the asymptotic expansion obtained in Theorem 5 for the rectangle scheme and the $\mathcal{O}(n^{-(1+H)})$ estimate (11) for the trapezoidal scheme. Note also that, as expected, the error of the trapezoidal scheme is smaller than that of the rectangle scheme.

We also want to check the weak convergence rate for VIX call options. We estimate the weak error for a call option $(\text{VIX}_T - \kappa)^+$ with parameters $X_0 = -2.896 \approx \ln(0.235^2)$, $\eta = 0.5$, $H = 0.3$, $T = \frac{1}{4}$, strike price $\kappa = 0.1$, and consider discretisation grids with $n \in [5, 14]$ points. The control variate described in section 2.2 is used to reduce the variance of the Monte Carlo estimation. The reference price $\mathbb{E}[(\text{VIX}_T - \kappa)^+] \approx 0.13093742 \pm 5 \times 10^{-8}$ is estimated via a rectangle scheme with 400 discretization points and 3×10^6 Monte Carlo samples, again using the control variate in section 2.2.

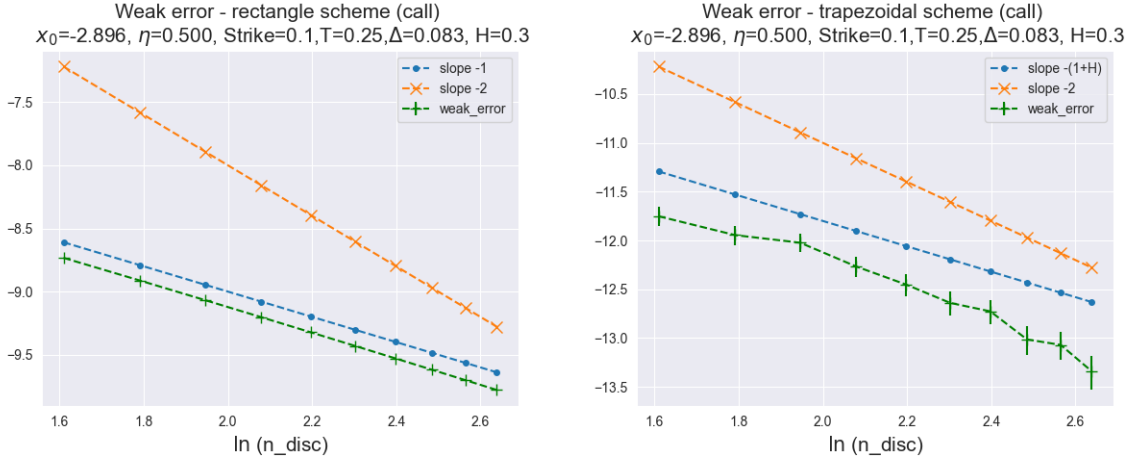


Figure 2: *Left*: log-log plot of a Monte-Carlo estimate of the weak error for a call option on the rectangle scheme $\text{VIX}_T^{2, \mathcal{R}_n}$ (marker “+”) and, for comparison, straight lines with slopes equal to -1 and -2 (marker “-”). *Right*: weak error for a call option on the trapezoidal scheme $\text{VIX}_T^{2, \mathcal{T}_n}$ and, for comparison, straight lines with slopes $-(1+H)$ and -2 (using the same marker convention as in the left pane).

In Figure 2, we can observe the weak convergence rates $\frac{1}{n}$ and $\frac{1}{n^{1+H}}$ for the two discretization schemes, in alignment with estimates (13) and (14) (the VIX call payoff being a Lipschitz function of the VIX squared, as discussed in Remark 6).

3 Multilevel Monte Carlo

3.1 Standard Monte-Carlo estimation

Once the simulation scheme $\text{VIX}_T^{2, \mathcal{D}_n}$ corresponding to either the rectangle $\text{VIX}_T^{2, \mathcal{R}_n}$ or the trapezoidal scheme $\text{VIX}_T^{2, \mathcal{T}_n}$ has been fixed, the plain Monte Carlo estimator of the expectation $\mathbb{E}[\varphi(\text{VIX}_T^2)]$,

$$\widehat{P}_M^{\mathcal{D}_n} = \frac{1}{M} \sum_{m=1}^M \varphi(\text{VIX}_{T,m}^{2, \mathcal{D}_n}), \quad (17)$$

based on M independent copies $(\text{VIX}_{T,m}^{2, \mathcal{D}_n})_{1 \leq m \leq M}$ of $\text{VIX}_T^{2, \mathcal{D}_n}$, has a mean-squared error that can be decomposed in a bias and a variance term

$$\text{MSE} = \mathbb{E} \left[\left(\mathbb{E}[\varphi(\text{VIX}_T^2)] - \widehat{P}_M^{\mathcal{D}_n} \right)^2 \right] = \mathbb{E} \left[\varphi(\text{VIX}_T^2) - \varphi(\text{VIX}_T^{2, \mathcal{D}_n}) \right]^2 + \frac{1}{M} \text{Var} \left(\varphi(\text{VIX}_T^{2, \mathcal{D}_n}) \right).$$

The construction of $\text{VIX}_T^{2, \mathcal{D}_n}$ requires to sample the $(n+1)$ -dimensional Gaussian vector $(X_T^{u_i})_{i=0, \dots, n}$ with given characteristics (8) and (9). We consider exact simulation of $(X_T^{u_i})_i$ based on the Cholesky decomposition $L_n L_n^T$ of the covariance matrix (9). We assume that the required Cholesky matrix L_n for each desired value of n has been computed once and for all as offline work, so that sampling a $(n+1)$ -dimensional Gaussian vector requires $\mathcal{O}(n^2)$ operations due to the matrix multiplication $L_n G$, with $G \sim \mathcal{N}(0, \text{Id}_n)$.² The construction of $\text{VIX}_T^{2, \mathcal{D}_n}$ in (7) or

²Unfortunately, circulant embedding methods (see e.g. [3, Chapter XI, section 3]), which rely on the fast Fourier transform and achieve a complexity of $\mathcal{O}(n \log(n))$ in the simulation of stationary Gaussian processes, seem out-of-reach here since the process $(X_T^u)_{u \geq T}$ and its increment process fail to be stationary.

(6) from $(X_T^{u_i})_i$ requires an additional sum over n points, at a cost $\mathcal{O}(n)$. If we want the mean-squared error to satisfy $\text{MSE} \leq \varepsilon^2$ for a given accuracy $\varepsilon > 0$, we have to set $M = \mathcal{O}(\varepsilon^{-2})$. If φ is Lipschitz, then according to the weak error behavior in (13) and (14), we choose $n = \mathcal{O}(\varepsilon^{-1})$ when $\mathcal{D}_n = \mathcal{R}_n$ (rectangle scheme) and $n = \mathcal{O}(\varepsilon^{-\frac{1}{1+H}})$ when $\mathcal{D}_n = \mathcal{T}_n$ (trapezoidal scheme). Consequently, the total computational cost for the plain Monte Carlo estimator (17) is, when $\mathcal{D}_n = \mathcal{R}_n$,

$$\text{Cost}_{\text{MC}}^{\mathcal{R}_n} = (\mathcal{O}(n^2) + \mathcal{O}(n)) \times M = \mathcal{O}(\varepsilon^{-4}),$$

while, when $\mathcal{D}_n = \mathcal{T}_n$,

$$\text{Cost}_{\text{MC}}^{\mathcal{T}_n} = (\mathcal{O}(n^2) + \mathcal{O}(n)) \times M = \mathcal{O}\left(\varepsilon^{-2(1+\frac{1}{1+H})}\right). \quad (18)$$

Note that the exponent $2\left(1 + \frac{1}{1+H}\right)$ takes values between -4 (when $H \rightarrow 0$) and -3 (when $H \rightarrow 1$). With reference to Remark 7, considering a Monte-Carlo estimator (17) based on a trapezoidal scheme with the non-uniform grid (15) and $a(1+H) > 2$, the same error analysis leads to an overall computational cost of order $\mathcal{O}(\varepsilon^{-3})$ under the constraint $\text{MSE} \leq \varepsilon^2$, which is an improvement with respect to (18), but still far from the asymptotically optimal complexity $\mathcal{O}(\varepsilon^{-2})$.

3.2 Multilevel scheme

Let $L \in \mathbb{N}^*$ and let $\mathbf{n} = (n_0, \dots, n_L) \in (\mathbb{N}^*)^{L+1}$ and $\mathbf{M} = (M_0, \dots, M_L)$ be multi-indexes representing respectively an increasing sequence of time steps and a sequence of Monte Carlo sample sizes. For the ease of notation, we set for all $\ell = 0, \dots, L$,

$$P_\ell^{\mathcal{D}} := \varphi\left(\text{VIX}_T^{2, \mathcal{D}_{n_\ell}}\right).$$

The index ℓ refers to the discretization *level*; $P_\ell^{\mathcal{D}}$ is an approximation of the VIX option payoff $\varphi(\text{VIX}_T^2)$ at level ℓ . Given $n_0 \in \mathbb{N}^*$, we set

$$n_\ell = n_0 2^\ell, \quad \ell = 0, \dots, L,$$

which means we double the number of time steps from one level to the next. This implies that, once we have generated the $(n_\ell + 1)$ -dimensional Gaussian sample $(X_T^{u_i})_{u_i \in \mathcal{G}_{n_\ell}}$ entering into $P_\ell^{\mathcal{D}}$ for some $\ell \geq 1$, we can extract a $(n_{\ell-1} + 1)$ -dimensional Gaussian sample that we use to construct $P_{\ell-1}^{\mathcal{D}}$, by selecting the $X_T^{u_{2k}}$ for $k = 1, \dots, n_0 2^{\ell-1}$.

The multilevel method is inspired by the decomposition of the bias of $P_L^{\mathcal{D}}$ as a telescopic sum:

$$\mathbb{E}[P_L^{\mathcal{D}}] = \mathbb{E}[P_0^{\mathcal{D}}] + \sum_{\ell=1}^L \mathbb{E}[P_\ell^{\mathcal{D}} - P_{\ell-1}^{\mathcal{D}}].$$

We can use independent Monte Carlo samples to approximate each term $\mathbb{E}[P_\ell^{\mathcal{D}} - P_{\ell-1}^{\mathcal{D}}]$. The resulting multilevel estimator is given by

$$\widehat{P}_{\mathbf{M}, \mathbf{n}}^{\mathcal{D}} := \frac{1}{M_0} \sum_{m=1}^{M_0} P_0^{\mathcal{D}, (0, m)} + \sum_{\ell=1}^L \frac{1}{M_\ell} \sum_{m=1}^{M_\ell} \left(P_\ell^{\mathcal{D}, (\ell, m)} - P_{\ell-1}^{\mathcal{D}, (\ell, m)} \right), \quad (19)$$

where for every ℓ , the random variables $(P_\ell^{\mathcal{D}, (\ell, m)})_{1 \leq m \leq M_\ell}$ and $(P_{\ell-1}^{\mathcal{D}, (\ell, m)})_{1 \leq m \leq M_\ell}$ are independent copies of $P_\ell^{\mathcal{D}}$ and $P_{\ell-1}^{\mathcal{D}}$ respectively. For a fixed level ℓ , the random variables $P_\ell^{\mathcal{D}, (\ell, m)}$ and $P_{\ell-1}^{\mathcal{D}, (\ell, m)}$

are constructed using the same Gaussian samples, according to the procedure described above. Note that $\mathbb{E}[\widehat{P}_{M,\mathbf{n}}^{\mathcal{D}}] = \mathbb{E}[P_L^{\mathcal{D}}]$ and, by independence,

$$\text{Var}\left(\widehat{P}_{M,\mathbf{n}}^{\mathcal{D}}\right) = \sum_{\ell=0}^L \frac{V_{\ell}^{\mathcal{D}}}{M_{\ell}},$$

where

$$V_{\ell}^{\mathcal{D}} := \text{Var}\left(P_{\ell}^{\mathcal{D}} - P_{\ell-1}^{\mathcal{D}}\right), \quad \forall \ell = 1, \dots, L,$$

and we set $P_{-1}^{\mathcal{D}} = 0$ so that $V_0^{\mathcal{D}} = \text{Var}\left(P_0^{\mathcal{D}}\right)$. We denote the cost of generating one sample of $P_{\ell}^{\mathcal{D}} - P_{\ell-1}^{\mathcal{D}}$ by

$$C_{\ell}^{\mathcal{D}} := \text{Cost}\left(P_{\ell}^{\mathcal{D}} - P_{\ell-1}^{\mathcal{D}}\right), \quad \forall \ell = 1, \dots, L.$$

As pointed out in the previous section, the cost of generating $P_{\ell}^{\mathcal{D}}$ is $\mathcal{O}\left(n_{\ell}^2\right)$ for both discretization schemes $\mathcal{D} = \mathcal{R}$ and $\mathcal{D} = \mathcal{T}$, due to the Cholesky exact simulation method we consider to sample the Gaussian vector $(X_T^u)_{u \in \mathcal{G}_{n_{\ell}}}$, hence $C_{\ell}^{\mathcal{D}} = \mathcal{O}\left(n_{\ell}^2\right)$. The overall cost of the multilevel estimator in (19) is $C_{M,\mathbf{n}}^{\mathcal{D}} := \sum_{\ell=1}^L M_{\ell} C_{\ell}^{\mathcal{D}}$.

Denote $\text{MSE}_{M,\mathbf{n}}^{\mathcal{D}} := \mathbb{E}\left[\left(\widehat{P}_{M,\mathbf{n}}^{\mathcal{D}} - \mathbb{E}[\varphi(\text{VIX}_T)]\right)^2\right]$ the mean-squared error of the multilevel estimator; we want this MSE to be smaller than a given threshold ε^2 . The architecture of the optimal multilevel estimator – that is, the number L of levels and the allocation of the simulation effort M_{ℓ} at each level – can be identified by solving the constrained optimization problem

$$\min_{M_0, \dots, M_L} C_{M,\mathbf{n}}^{\mathcal{D}} \quad \text{such that} \quad \text{MSE}_{M,\mathbf{n}}^{\mathcal{D}} \leq \varepsilon^2. \quad (20)$$

We now prove that (20) leads to a multilevel estimator achieving $\text{MSE}_{M,\mathbf{n}}^{\mathcal{D}} \leq \varepsilon^2$ with computational complexity $\mathcal{O}(\ln(\varepsilon)^2 \varepsilon^{-2})$ when \mathcal{D} is the right-point rectangle scheme and with the optimal complexity rate $\mathcal{O}(\varepsilon^{-2})$ when \mathcal{D} is the trapezoidal scheme.

Theorem 8. *Suppose that the payoff function φ is Lipschitz, and consider $n_0 \in \mathbb{N}^*$. Then, for every tolerance $\varepsilon > 0$ there exist an initial number of samples $M_{0,\mathcal{R}}$ and a number of levels $L_{\mathcal{R}}$ (resp. $M_{0,\mathcal{T}}$ and $L_{\mathcal{T}}$) such that the rectangle (resp. trapezoidal) multilevel estimator $\widehat{P}_{M,\mathbf{n}}^{\mathcal{R}}$ (resp. $\widehat{P}_{M,\mathbf{n}}^{\mathcal{T}}$), defined in (19), has a mean-squared error satisfying $\text{MSE} \leq \varepsilon^2$ and a computational complexity $\mathcal{O}(\ln(\varepsilon)^2 \varepsilon^{-2})$ (resp. $\mathcal{O}(\varepsilon^{-2})$), obtained setting*

$$n_{\ell} = n_0 2^{\ell}, \quad M_{\ell,\mathcal{R}} = M_{0,\mathcal{R}} 2^{-2\ell}, \quad \forall \ell = 0, \dots, L_{\mathcal{R}}, \quad (21)$$

for the rectangle scheme, and respectively

$$n_{\ell} = n_0 2^{\ell}, \quad M_{\ell,\mathcal{T}} = M_{0,\mathcal{T}} 2^{-(2+H)\ell}, \quad \forall \ell = 0, \dots, L_{\mathcal{T}}, \quad (22)$$

for the trapezoidal scheme.

Remark 9 (The parameters $M_{0,\mathcal{D}}$ and $L_{\mathcal{D}}$). Using (21) and (22), the multilevel estimators in Theorem 8 are fully specified once the number of levels L and the initial number of samples M_0 have been fixed. We can choose $L_{\mathcal{R}} = \mathcal{O}(\ln(1/\varepsilon))$ and $M_{0,\mathcal{R}} = \mathcal{O}(\varepsilon^{-2} \ln(1/\varepsilon))$ for the rectangle scheme, and $L_{\mathcal{T}} = \mathcal{O}(1)$ and $M_{0,\mathcal{T}} = \mathcal{O}(\varepsilon^{-2})$ for the trapezoidal scheme. In the former case, we can precisely set $L_{\mathcal{R}} = \left\lceil \frac{\ln(\sqrt{2} c_1 \varepsilon^{-1})}{\ln(2)} \right\rceil$ and $M_{0,\mathcal{R}} = \left\lceil \frac{2}{\varepsilon^2} c_2 (L_{\mathcal{R}} + 1) \right\rceil$, where $c_1 = L_{\varphi} \Lambda n_0^{-1}$, $c_2 = 10 L_{\varphi}^2 \Lambda^2 n_0^{-2}$, L_{φ} is the Lipschitz constant of the payoff function, and the constant $\Lambda = \Lambda(X_0, T, \Delta, H)$ is defined in Theorem 5. Using the exact asymptotic of the L^2

strong error in Theorem 5, we can see that the associated multilevel estimator $\widehat{P}_{M,n}^{\mathcal{R}}$ satisfies the requirement $\text{MSE} \leq \varepsilon^2$ with a computational complexity of order $\mathcal{O}(\ln(\varepsilon)^2 \varepsilon^{-2})$. We will use the specifications above of the parameters $L_{\mathcal{R}}$ and $M_{0,\mathcal{R}}$ in our numerical tests in section 3.3.

Proof of Theorem 8. We start with the rectangle-based multilevel estimator $\widehat{P}_{M,n}^{\mathcal{R}}$. We borrow the mathematical notations from Giles [16, Theorem 1]. As discussed above, the computational cost $C_l^{\mathcal{R}}$ for each level ℓ is of order $\mathcal{O}(n_\ell^2)$ and therefore, with reference to the notation of [16, Theorem 1], we have $\gamma = 2$. We have to estimate the variance $V_\ell^{\mathcal{R}}$ at level ℓ . Since φ is Lipschitz (with Lipschitz constant L_φ), from the strong error estimate (12) it follows that

$$\begin{aligned} V_\ell^{\mathcal{R}} &\leq \mathbb{E} \left[(P_\ell - P_{\ell-1})^2 \right] = \mathbb{E} \left[\left(\varphi \left(\text{VIX}_T^{2,\mathcal{R}_\ell} \right) - \varphi \left(\text{VIX}_T^2 \right) + \varphi \left(\text{VIX}_T^2 \right) - \varphi \left(\text{VIX}_T^{2,\mathcal{R}_{\ell-1}} \right) \right)^2 \right] \\ &\leq 2L_\varphi^2 \mathbb{E} \left[\left(\text{VIX}_T^2 - \text{VIX}_T^{2,\mathcal{R}_\ell} \right)^2 + \left(\text{VIX}_T^2 - \text{VIX}_T^{2,\mathcal{R}_{\ell-1}} \right)^2 \right] \\ &\leq 2L_\varphi^2 \Lambda(X_0, T, \Delta, H)^2 (1 + o(1)) (n_\ell^{-2} + n_{\ell-1}^{-2}) \leq c_2 2^{-\beta\ell} \end{aligned}$$

for n_ℓ large enough, where we have set $c_2 = 10L_\varphi^2 \Lambda(X_0, T, \Delta, H)^2 n_0^{-2}$ and $\beta = 2$. We then know how to set the optimal number of samples $M_{\ell,\mathcal{R}}$ at level ℓ : we set $M_{\ell,\mathcal{R}} = M_{0,\mathcal{R}} 2^{-\frac{(\beta+\gamma)\ell}{2}} = M_{0,\mathcal{R}} 2^{-2\ell}$. The value of $M_{0,\mathcal{R}}$ has to fixed in such a way that $\text{Var}(\widehat{P}_{M,n}^{\mathcal{R}}) \leq \frac{\varepsilon^2}{2}$, that is

$$\text{Var}(\widehat{P}_{M,n}^{\mathcal{R}}) = \sum_{\ell=0}^{L_{\mathcal{R}}} \frac{V_\ell^{\mathcal{R}}}{M_{\ell,\mathcal{R}}} \leq \frac{c_2}{M_{0,\mathcal{R}}} \sum_{\ell=0}^{L_{\mathcal{R}}} 2^{-2\ell+2\ell} = \frac{c_2(L_{\mathcal{R}}+1)}{M_{0,\mathcal{R}}},$$

which leads to $M_{0,\mathcal{R}} = \lceil \frac{2}{\varepsilon^2} c_2 (L_{\mathcal{R}} + 1) \rceil$. Now, it follows from Theorem 5 and the Cauchy–Schwarz inequality that

$$\left| \mathbb{E} \left[\varphi \left(\text{VIX}_T^{2,\mathcal{R}_\ell} \right) - \varphi \left(\text{VIX}_T^2 \right) \right] \right| \leq \mathbb{E} \left[\left| \varphi \left(\text{VIX}_T^{2,\mathcal{R}_\ell} \right) - \varphi \left(\text{VIX}_T^2 \right) \right|^2 \right]^{\frac{1}{2}} \leq c_1 2^{-\alpha\ell} = c_1 2^{-\alpha\ell},$$

where we have set $c_1 = L_\varphi \Lambda(X_0, T, \Delta, H) n_0^{-1}$ and $\alpha = 1$. The bias of the multilevel estimator therefore satisfies

$$\left| \mathbb{E} \left[\widehat{P}_{M,n}^{\mathcal{R}} - \varphi \left(\text{VIX}_T^2 \right) \right] \right| = \left| \mathbb{E} \left[\varphi \left(\text{VIX}_T^{2,\mathcal{R}_{L_{\mathcal{R}}}} \right) - \varphi \left(\text{VIX}_T^2 \right) \right] \right| \leq c_1 2^{-L_{\mathcal{R}}}.$$

Imposing the squared bias to be smaller than $\frac{\varepsilon^2}{2}$, that is

$$c_1^2 2^{-2L_{\mathcal{R}}} \leq \frac{\varepsilon^2}{2} \iff L_{\mathcal{R}} \geq \frac{\ln(\sqrt{2} c_1 \varepsilon^{-1})}{\ln(2)},$$

we set $L_{\mathcal{R}} = \left\lceil \frac{\ln(\sqrt{2} c_1 \varepsilon^{-1})}{\ln(2)} \right\rceil$. Overall, we are in the case $\alpha \geq \frac{1}{2} \min(\gamma, \beta)$ and $\gamma = \beta$ of [16, Theorem 1], which entails that the cost of the multilevel estimator $\widehat{P}_{M,n}^{\mathcal{R}}$ is $\mathcal{O}(\ln(\varepsilon)^2 \varepsilon^{-2})$.

For $\widehat{P}_{M,n}^{\mathcal{T}}$, we proceed similarly. The required cost $C_l^{\mathcal{T}}$ at each level is still $\mathcal{O}(n_\ell^2)$, therefore we have $\gamma = 2$. The case $p = 2$ in Proposition 2 implies that there exists a constant c independent of ℓ such that

$$V_\ell^{\mathcal{T}} \leq c 2^{-2(1+H)\ell}$$

for all $\ell \geq 1$. Consequently, we have $\beta = 2(1+H)$ and the optimal number of samples $M_{\ell,\mathcal{T}}$ at level ℓ is now of the form $M_{\ell,\mathcal{T}} = M_{0,\mathcal{T}} 2^{-\frac{(\beta+\gamma)\ell}{2}} = M_{0,\mathcal{T}} 2^{-(2+H)\ell}$. Using again Proposition 2 to

estimate the bias $\mathbb{E}[\varphi(\text{VIX}_T^{2,\mathcal{R}L\mathcal{R}}) - \varphi(\text{VIX}_T^2)]$, we obtain $\alpha = 1 + H$. Therefore, we are in the case $\alpha \geq \frac{1}{2} \min(\gamma, \beta)$ and $\gamma < \beta$ of [16, Theorem 1], which entails that the complexity of $\widehat{P}_{M,n}^{\mathcal{T}}$ is $\mathcal{O}(\varepsilon^{-2})$. \square

Scheme	Standard MC	Multilevel MC
Rectangle	$\mathcal{O}(\varepsilon^{-4})$	$\mathcal{O}(\ln^2(\varepsilon)\varepsilon^{-2})$
Trapezoidal	$\mathcal{O}\left(\varepsilon^{-2\left(1+\frac{1}{1+H}\right)}\right)$	$\mathcal{O}(\varepsilon^{-2})$

Table 1: Summary of the different computational costs for the rectangle and trapezoidal schemes combined with standard and multilevel Monte Carlo.

3.3 Numerical results

Since the costs to achieve $\text{MSE} = \mathcal{O}(\varepsilon^2)$ with the plain Monte Carlo estimator (17) and with the multilevel Monte Carlo estimator (19) are respectively given by $\text{Cost}_{\text{MC}}^{\mathcal{R}} = \mathcal{O}(\varepsilon^{-4})$ and $\text{Cost}_{\text{ML}}^{\mathcal{R}} = \mathcal{O}(\ln(\varepsilon)^2\varepsilon^{-2})$ when using the rectangle scheme $\mathcal{D} = \mathcal{R}$, and moreover we have $\text{Cost}_{\text{ML}}^{\mathcal{T}} = \mathcal{O}(\varepsilon^{-2})$ when using the trapezoidal scheme $\mathcal{D} = \mathcal{T}$, in a log-log plot we expect to observe the linear behaviors $\ln(\text{MSE}) \approx -\frac{1}{2} \ln(\text{Cost}_{\text{MC}}^{\mathcal{R}}) + \text{Cst}$, $\ln(\text{MSE}) \approx -\ln(\text{Cost}_{\text{MC}}^{\mathcal{T}}) + \text{Cst}$, and $\ln(\text{MSE}) \approx -\ln(\text{Cost}_{\text{ML}}^{\mathcal{R}}) + \text{Cst}$ up to a logarithmic term. As a numerical test, we price a VIX call option with parameters $T = 0.5$, $\Delta = \frac{1}{12}$, $H = 0.1$, $\eta = 0.5$, $X_0 = \ln(0.235^2)$ and $\kappa = 0.1$, and plot the behavior of the resulting MSE against the computational cost. The reference price $0.121971 \pm 6 \times 10^{-7}$ has been computed with an intensive Monte Carlo simulation with a rectangle discretization over 500 points and 10^7 samples.

For given values of ε , we implement the Monte Carlo estimator $\widehat{P}_M^{\mathcal{R}n}$ in (17) with $M = \lceil \varepsilon^{-2} \rceil$ and $n = \lceil \varepsilon^{-1} \rceil$. For the multilevel estimator $\widehat{P}_{M,n}^{\mathcal{R}}$, we set $n_0 = 6$ and, following Remark 9, we take $L_{\mathcal{R}} = \left\lceil \frac{\ln(\sqrt{2}c_1\varepsilon^{-1})}{\ln(2)} \right\rceil$ and $M_{0,\mathcal{R}} = \lceil \frac{2}{\varepsilon^2} c_2 (L_{\mathcal{R}} + 1) \rceil$, where, according to Remark 6, $L_{\varphi} = \frac{1}{2\kappa}$. Recall that the other constants are $c_1 = L_{\varphi} \Lambda(X_0, T, \Delta, H) n_0^{-1}$ and $c_2 = 10 L_{\varphi}^2 \Lambda(X_0, T, \Delta, H)^2 n_0^{-2}$. For the multilevel estimator $\widehat{P}_{M,n}^{\mathcal{T}}$ with the trapezoidal scheme, we use the same parameters $M_{0,\mathcal{T}} = M_{0,\mathcal{R}}$ and $L_{\mathcal{T}} = L_{\mathcal{R}}$; the simulation effort M_{ℓ} at each level is then fixed according to Theorem 8.

We estimate the MSE for each method with $\frac{1}{N_{\text{MSE}}} \sum_{j=1}^{N_{\text{MSE}}} (\hat{p}_j - p)$, where $(\hat{p}_j)_{1 \leq j \leq N_{\text{MSE}}}$ are N_{MSE} independent copies of either the multilevel or the plain Monte Carlo estimators, along with their 95%-confidence interval (materialized by the vertical error bars in Figure 3). We take $N_{\text{MSE}} = 400$. The cost of each estimator is evaluated via the identities $\text{Cost}_{\text{MC}}^{\mathcal{R}} = n^2 M$, $\text{Cost}_{\text{ML}}^{\mathcal{R}} = \sum_{\ell=0}^{L_{\mathcal{R}}} n_{\ell}^2 M_{\ell,\mathcal{R}} = n_0^2 M_{0,\mathcal{R}} (L_{\mathcal{R}} + 1)$, and $\text{Cost}_{\text{ML}}^{\mathcal{T}} = n_0^2 M_{0,\mathcal{T}} \sum_{\ell=0}^{L_{\mathcal{T}}} 2^{-H\ell} = n_0^2 M_{0,\mathcal{T}} \frac{1-2^{-H(L_{\mathcal{T}}+1)}}{1-2^{-H}}$.

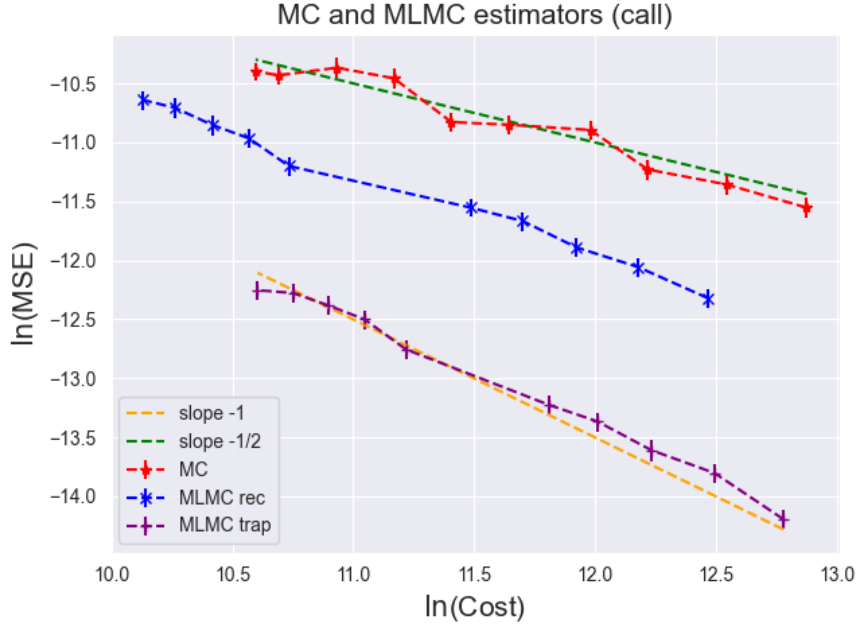


Figure 3: $\ln(\text{MSE})$ against $\ln(\text{Cost})$ for the plain Monte Carlo estimator (17) with the rectangle scheme and for the multilevel estimators (19) with the rectangle and trapezoidal schemes.

As expected, in Figure 3 we retrieve the theoretical slopes $-\frac{1}{2}$ for the plain Monte Carlo method, slightly less than -1 (due to the logarithmic term in $\mathcal{O}(\varepsilon^{-2} \ln^2(\varepsilon))$) for the multilevel method with a rectangle scheme, and -1 for the multilevel method with a trapezoidal scheme. One can see that, for a given cost, the estimated MSE is significantly smaller for the multilevel estimators than for the plain MC estimator.

4 Conclusion

We have presented two multilevel Monte Carlo estimators for the evaluation of VIX options in rough forward variance models, based on a rectangle and a trapezoidal discretization scheme for the integrated forward variance defining the VIX random variable. We have shown that the trapezoidal scheme combined with the multilevel method is able to achieve the optimal complexity $\mathcal{O}(\varepsilon^{-2})$ of an unbiased estimator with mean-squared error of size ε^2 , therefore significantly reducing the complexity of a standard Monte Carlo procedure.

5 Appendix

Proof of Proposition 2. We follow the steps of the proof of [18, Proposition 2]. We denote C a constant that may vary from line to line and may depend on the model parameters, on T and Δ and on the exponent p , but not on n . Let us consider the rectangle scheme. Without loss of generality, assume $p \geq 1$, and define

$$Z_u = -\frac{1}{2} \int_0^T K(u, s)^2 ds + \int_0^T K(u, s) dW_s, \quad \eta(u) = \min \{u_i : u_i \geq u\}$$

Applying Minkowski inequality, one has

$$\left\| \text{VIX}_T^2 - \text{VIX}_T^{2, \mathcal{R}_n} \right\|_p = \frac{1}{\Delta} \left\| \int_T^{T+\Delta} e^{X_0^u} (e^{Z_u} - e^{Z_{\eta(u)}}) du \right\|_p$$

$$\leq \frac{1}{\Delta} \int_T^{T+\Delta} e^{X_0^u} \|e^{Z_u} - e^{Z_{\eta(u)}}\|_p du = \frac{1}{\Delta} \sum_{i=1}^n \int_{u_{i-1}}^{u_i} e^{X_0^u} \|e^{Z_u} - e^{Z_{u_i}}\|_p du.$$

For every $u \in (u_{i-1}, u_i)$ there exists $\theta \in [0, 1]$ (generally random) such that

$$\begin{aligned} \|e^{Z_u} - e^{Z_{u_i}}\|_p &= \left\| (Z_u - Z_{u_i}) e^{Z_{u_i} + \theta(Z_u - Z_{u_i})} \right\|_p \\ &\leq \|Z_u - Z_{u_i}\|_{2p} \|e^M\|_{2p} \\ &\leq C \left\| \int_0^T (K(u, s) - K(u_i, s)) dW_s \right\|_{2p} + \left| \int_0^T (K(u, s)^2 - K(u_i, s)^2) ds \right|, \end{aligned}$$

where we have applied Cauchy–Schwarz and Minkowski inequalities, and we have used the fact that the supremum $M := \sup_{T \leq u \leq T+\Delta} Z_u$ of the Gaussian process Z_u admits finite exponential moments, so that we can set $C = \|e^M\|_{2p}$. Now, since

$$\int_0^T (K(u, s) - K(u_i, s)) dW_s \stackrel{d}{=} \mathcal{N} \left(0, \int_0^T (K(u, s) - K(u_i, s))^2 ds \right),$$

using the moment scaling property $\mathbb{E}[X^{2p}] = c_p \mathbb{E}[X^2]^p$ of Gaussian random variables, we obtain

$$\|e^{Z_u} - e^{Z_{u_i}}\|_p \leq C \left(\int_0^T (K(u, s) - K(u_i, s))^2 ds \right)^{1/2} + \left| \int_0^T (K(u, s)^2 - K(u_i, s)^2) ds \right|.$$

The key ingredient is that the integration kernel $K(u, s) = \eta(u-s)^{H-\frac{1}{2}}$ of the rough Bergomi model satisfies the following condition (see [18, Proof of Corollary 1]): there exists a constant $c > 0$ such that

$$\left(\int_0^T (K(u_1, s) - K(u_2, s))^2 ds \right)^{1/2} \leq c(u_2 - u_1)(u_2 - T)^{H-1}, \quad \text{for all } T \leq u_1 < u_2. \quad (23)$$

On the other hand, by the Cauchy–Schwarz inequality we also have, for all $T \leq u_1 < u_2 \leq T + \Delta$

$$\begin{aligned} \left| \int_0^T (K(u_1, s)^2 - K(u_2, s)^2) ds \right| &= \left| \int_0^T (K(u_1, s) + K(u_2, s))(K(u_1, s) - K(u_2, s)) ds \right| \\ &\leq \left(\int_0^T (K(u_1, s) + K(u_2, s))^2 ds \right)^{1/2} \left(\int_0^T (K(u_1, s) - K(u_2, s))^2 ds \right)^{1/2} \\ &\leq c_\Delta (u_2 - u_1)(u_2 - T)^{H-1}, \end{aligned}$$

for some constant c_Δ , possibly depending on Δ as well. Putting things together and using the local boundedness assumption on the function $u \mapsto X_0^u$, we obtain

$$\begin{aligned} \left\| \text{VIX}_T^2 - \text{VIX}_T^{2, \mathcal{R}^n} \right\|_p &\leq C \sum_{i=1}^n \int_{u_{i-1}}^{u_i} (u_i - u)(u_i - T)^{H-1} du \\ &\leq C \sum_{i=1}^n (u_i - u_{i-1})^2 (u_i - T)^{H-1} = C \frac{\Delta^{1+H}}{n^{1+H}} \sum_{i=1}^n \frac{1}{i^{1-H}} = \mathcal{O} \left(\frac{1}{n} \right). \end{aligned} \quad (24)$$

For the trapezoidal scheme, the proof follows the same steps. Instead of (23), we use the following property (see again [18, Proof of Corollary 1]): for all $T \leq u_1 \leq u_2 < u_3$,

$$\left(\int_0^T \left(K(u_2, s) - \frac{u_3 - u_2}{u_3 - u_1} K(u_1, s) - \frac{u_2 - u_1}{u_3 - u_1} K(u_3, s) \right)^2 ds \right)^{1/2} \leq c(u_3 - u_1)^2 (u_3 - T)^{H-2}.$$

The estimate (24) is then replaced by

$$\left\| \text{VIX}_T^2 - \text{VIX}_T^{2, \mathcal{T}_n} \right\|_p \leq C \sum_{i=1}^n (u_i - u_{i-1})^3 (u_i - T)^{H-2} = C \frac{\Delta^{1+H}}{n^{1+H}} \sum_{i=1}^n \frac{1}{i^{2-H}} = \mathcal{O} \left(\frac{1}{n^{1+H}} \right).$$

□

Proof of Theorem 5. The squared L^2 strong error can be rewritten as

$$\begin{aligned} \mathbb{E} \left[\left| \text{VIX}_T^2 - \text{VIX}_T^{2, \mathcal{R}_n} \right|^2 \right] &= \mathbb{E} \left[\left(\frac{1}{\Delta} \sum_{i=1}^n \int_{u_{i-1}}^{u_i} (e^{X_T^t} - e^{X_T^{u_i}}) dt \right)^2 \right] \\ &= \frac{1}{\Delta^2} \mathbb{E} \left[\sum_{i,j=1}^n \int_{u_{i-1}}^{u_i} (e^{X_T^t} - e^{X_T^{u_i}}) dt \int_{u_{j-1}}^{u_j} (e^{X_T^s} - e^{X_T^{u_j}}) ds \right] \\ &= \frac{h^2}{\Delta^2} \sum_{i,j=1}^n \int_0^1 \int_0^1 \mathbb{E} \left[\left(e^{X_T^{u_i-uh}} - e^{X_T^{u_i}} \right) \left(e^{X_T^{u_j-vh}} - e^{X_T^{u_j}} \right) \right] du dv, \end{aligned}$$

where we have introduced the new variables $u = \frac{u_i-t}{h}$, $v = \frac{u_j-s}{h}$. Using the expression of the moment-generating function of the normal distribution, for all $a, b \in [T, T + \Delta]$ we have

$$\begin{aligned} \mathbb{E} \left[e^{X_T^a + X_T^b} \right] &= e^{X_0^a + X_0^b} \mathbb{E} \left[e^{-\frac{1}{2} \int_0^T (K(a,t)^2 + K(b,t)^2) dt + \int_0^T (K(a,t) + K(b,t)) dW_t} \right] \\ &= e^{X_0^a + X_0^b} e^{\int_0^T K(a,t) K(b,t) dt}; \end{aligned}$$

therefore,

$$\begin{aligned} &\mathbb{E} \left[\left(e^{X_T^{u_i-uh}} - e^{X_T^{u_i}} \right) \left(e^{X_T^{u_j-vh}} - e^{X_T^{u_j}} \right) \right] \\ &= e^{X_0^{u_i-uh} + X_0^{u_j-vh}} e^{\int_0^T K(u_i-uh,t) K(u_j-vh,t) dt} - e^{X_0^{u_i-uh} + X_0^{u_j}} e^{\int_0^T K(u_i-uh,t) K(u_j,t) dt} \\ &\quad - e^{X_0^{u_i} + X_0^{u_j-vh}} e^{\int_0^T K(u_i,t) K(u_j-vh,t) dt} + e^{X_0^{u_i} + X_0^{u_j}} e^{\int_0^T K(u_i,t) K(u_j,t) dt}. \end{aligned}$$

Using the assumption $X_0^u = X_0$ for all $u \in [T, T + \Delta]$, it follows that

$$\begin{aligned} \delta(n) &:= \frac{n^2}{e^{2X_0}} \mathbb{E} \left[\left| \text{VIX}_T^2 - \text{VIX}_T^{2, \mathcal{R}_n} \right|^2 \right] \\ &= \int_0^1 \int_0^1 \sum_{i,j=1}^n \left(e^{\int_0^T K(u_i-uh,t) K(u_j-vh,t) dt} - e^{\int_0^T K(u_i-uh,t) K(u_j,t) dt} \right. \\ &\quad \left. - e^{\int_0^T K(u_i,t) K(u_j-vh,t) dt} + e^{\int_0^T K(u_i,t) K(u_j,t) dt} \right) du dv \\ &= \int_0^1 \int_0^1 \sum_{i,j=1}^n \left(e^{g((i-u)h, (j-v)h)} - e^{g((i-u)h, jh)} - e^{g(ih, (j-v)h)} + e^{g(ih, jh)} \right) du dv \\ &= \int_0^1 du \int_0^1 dv \sum_{i,j=1}^n \int_{ih-uh}^{ih} dx \int_{jh-vh}^{jh} dy F(x, y), \end{aligned} \tag{25}$$

where we have used $u_i = T + ih$ and we have set

$$\begin{aligned} F(x, y) &:= \partial_{xy} e^{g(x,y)} \quad \forall x, y > 0; \\ g(x, y) &:= \eta^2 \int_0^T (s+x)^{H-\frac{1}{2}} (s+y)^{H-\frac{1}{2}} ds = g(y, x), \quad \forall x, y \geq 0. \end{aligned}$$

By construction, the function g is symmetric, F is positive and integrable over $(0, \Delta)^2$, and

$$\begin{aligned} \int_0^\Delta \int_0^\Delta F(x, y) dx dy &= e^{g(\Delta, \Delta)} - 2e^{g(\Delta, 0)} + e^{g(0, 0)} \\ &= e^{\eta^2 \frac{(T+\Delta)^{2H} - \Delta^{2H}}{2H}} - 2e^{\eta^2 \int_0^T t^{H-\frac{1}{2}} (t+\Delta)^{H-\frac{1}{2}} dt} + e^{\eta^2 \frac{T^{2H}}{2H}} =: \lambda_\Delta. \end{aligned}$$

We can simplify the expression of $\delta(n)$ in (25) into

$$\begin{aligned} \delta(n) &= \sum_{i,j=1}^n \int_{(i-1)h}^{ih} dx \int_{(j-1)h}^{jh} dy F(x, y) \int_{\frac{ih-x}{h}}^1 du \int_{\frac{jh-y}{h}}^1 dv \\ &= \sum_{i,j=1}^n \int_{(i-1)h}^{ih} dx \int_{(j-1)h}^{jh} dy F(x, y) \left(1 - \frac{ih-x}{h}\right) \left(1 - \frac{jh-y}{h}\right). \end{aligned} \quad (26)$$

We are going to show that there exist $\bar{\delta}(n)$ and $\underline{\delta}(n)$ such that $\underline{\delta}(n) \leq \delta(n) \leq \bar{\delta}(n)$ for all n , and

$$\underline{\delta}(n) \xrightarrow{n \rightarrow \infty} \frac{1}{4} \lambda_\Delta \quad \bar{\delta}(n) \xrightarrow{n \rightarrow \infty} \frac{1}{4} \lambda_\Delta, \quad (27)$$

so that $\delta(n) \rightarrow \frac{1}{4} \lambda_\Delta$, too. Together with (25), the latter limit implies $\mathbb{E} \left[|\text{VIX}_T^2 - \text{VIX}_T^{2, \mathcal{R}_n}|^2 \right]^{1/2} \sim \frac{e^{X_0}}{n} \sqrt{\delta(n)} \sim \frac{e^{X_0}}{2n} \sqrt{\lambda_\Delta} = \frac{1}{n} \Lambda(X_0, T, \Delta, H)$ as $n \rightarrow \infty$, which will conclude the proof.

In order to show (27), we exploit some information on the first derivatives of F . Since $F(x, y) = [\partial_x g(x, y) \partial_y g(x, y) + \partial_{xy} g(x, y)] e^{g(x, y)}$, we have

$$\partial_x F(x, y) = \left[(\partial_x g)^2 \partial_y g + 2 \partial_x g \partial_{xy} g + \partial_{xxy} g + \partial_{xx} g \partial_y g \right] (x, y) e^{g(x, y)}$$

for every $x, y > 0$, where

$$\begin{aligned} \partial_x g(x, y) &= \eta^2 \left(H - \frac{1}{2}\right) \int_0^T (s+x)^{H-\frac{3}{2}} (s+y)^{H-\frac{1}{2}} ds < 0, \\ \partial_y g(x, y) &= \eta^2 \left(H - \frac{1}{2}\right) \int_0^T (s+x)^{H-\frac{1}{2}} (s+y)^{H-\frac{3}{2}} ds < 0, \\ \partial_{xy} g(x, y) &= \eta^2 \left(H - \frac{1}{2}\right)^2 \int_0^T (s+x)^{H-\frac{3}{2}} (s+y)^{H-\frac{3}{2}} ds > 0, \\ \partial_{xx} g(x, y) &= \eta^2 \left(H - \frac{1}{2}\right) \left(H - \frac{3}{2}\right) \int_0^T (s+x)^{H-\frac{5}{2}} (s+y)^{H-\frac{1}{2}} ds > 0, \\ \partial_{xxy} g(x, y) &= \eta^2 \left(H - \frac{1}{2}\right)^2 \left(H - \frac{3}{2}\right) \int_0^T (s+x)^{H-\frac{5}{2}} (s+y)^{H-\frac{3}{2}} ds < 0. \end{aligned}$$

Since $H \in (0, \frac{1}{2})$, we infer that $\partial_x F(x, y) < 0$. Analogous computations lead to $\partial_y F(x, y) < 0$, and it follows that

$$F(x_1, y_1) > F(x_2, y_2) \quad (28)$$

for every $0 < x_1 < x_2$ and $0 < y_1 < y_2$.

Step 1 (lower bound $\underline{\delta}(n)$). Setting $z_1 = \frac{ih-x}{h}$, $z_2 = \frac{jh-y}{h}$ in (26), we get

$$\begin{aligned} \delta(n) &= h^2 \sum_{i,j=1}^n \int_0^1 \int_0^1 (1-z_1)(1-z_2) F((i-z_1)h, (j-z_2)h) dz_1 dz_2 \\ &\geq h^2 \sum_{i,j=1}^n F(ih, jh) \int_0^1 \int_0^1 (1-z_1)(1-z_2) dz_1 dz_2 \\ &= \frac{h^2}{4} \sum_{i,j=1}^n F(ih, jh) =: \underline{\delta}(n), \end{aligned}$$

where we have used $F((i - z_1)h, (j - z_2)h) \geq F(ih, jh)$ for every $(z_1, z_2) \in [0, 1]^2$ in the second step and $\int_0^1 \int_0^1 (1 - z_1)(1 - z_2) dz_1 dz_2 = \frac{1}{4}$ in the last step. Since F is continuous and integrable over $(0, \Delta)^2$, we have $\underline{\delta}(n) \rightarrow \frac{1}{4} \int_0^\Delta \int_0^\Delta F(x, y) dx dy = \frac{1}{4} \lambda_\Delta$, as claimed.

Step 1 (upper bound $\bar{\delta}(n)$). Separating the contribution for $i = 1$, the one for $j = 1$, and the remaining one for $(i, j) \in \{2, \dots, n\}^2$ inside (26), we get

$$\begin{aligned} \delta(n) &= \int_0^h dx \frac{x}{h} \sum_{j=1}^n \int_{(j-1)h}^{jh} dy F(x, y) \left(1 - \frac{jh - y}{h}\right) \\ &\quad + \int_0^h dy \frac{y}{h} \sum_{i=2}^n \int_{(i-1)h}^{ih} dx F(x, y) \left(1 - \frac{ih - x}{h}\right) \\ &\quad + \sum_{i,j=2}^n \int_{(i-1)h}^{ih} dx \int_{(j-1)h}^{jh} dy F(x, y) \left(1 - \frac{ih - x}{h}\right) \left(1 - \frac{jh - y}{h}\right) \\ &\leq \int_0^h dx \int_0^\Delta dy F(x, y) + \int_0^h dy \int_0^\Delta dx F(x, y) \\ &\quad + \frac{h^2}{4} \sum_{i,j=2}^n F((i-1)h, (j-1)h) =: \bar{\delta}(n), \end{aligned}$$

where we have used again the change of variables $z_1 = \frac{ih-x}{h}$, $z_2 = \frac{jh-y}{h}$, the inequality $F((i - z_1)h, (j - z_2)h) \leq F((i - 1)h, (j - 1)h)$ and the identity $\int_0^1 \int_0^1 (1 - z_1)(1 - z_2) dz_1 dz_2 = \frac{1}{4}$ in the last step. Since, on the one hand,

$$\int_0^h dx \int_0^\Delta dy F(x, y) + \int_0^h dy \int_0^\Delta dx F(x, y) \xrightarrow{h \rightarrow 0} 0,$$

and, on the other hand,

$$\begin{aligned} \frac{h^2}{4} \sum_{i,j=2}^n F((i-1)h, (j-1)h) &= \frac{h^2}{4} \sum_{i,j=1}^{n-1} F(ih, jh) \\ &\leq \frac{h^2}{4} \sum_{i,j=1}^n F(ih, jh) \xrightarrow{h \rightarrow 0} \frac{1}{4} \int_0^\Delta \int_0^\Delta F(x, y) dx dy = \frac{1}{4} \lambda_\Delta, \end{aligned}$$

we obtain $\bar{\delta}(n) \rightarrow \frac{1}{4} \lambda_\Delta$ as $n \rightarrow \infty$, as claimed. \square

References

- [1] Alos, E., D. García-Lorite, and A. Muguruza (2018). On smile properties of volatility derivatives and exotic products: understanding the VIX skew. <https://arxiv.org/abs/1808.03610>.
- [2] Alos, E., J. A. León, and J. Vives (2007). On the short-time behavior of the implied volatility for jump-diffusion models with stochastic volatility. *Finance and Stochastics* 11(4), 571–589.
- [3] Asmussen, S. and P. W. Glynn (2007). *Stochastic simulation: algorithms and analysis*, Volume 57. Springer Science & Business Media.
- [4] Bayer, C., P. Friz, and J. Gatheral (2016). Pricing under rough volatility. *Quantitative Finance* 16(6), 887–904.
- [5] Bayer, C., E. J. Hall, and R. Tempone (2020). Weak error rates for option pricing under the rough Bergomi model. <https://arxiv.org/abs/2009.01219>.

- [6] Ben Alaya, M. and A. Kebaier (2014). Multilevel Monte Carlo for Asian options and limit theorems. *Monte Carlo Methods Appl.* 20(3), 181–194.
- [7] Bergomi, L. (2005). Smile dynamics II. *Risk*, 67–73.
- [8] Bergomi, L. (2016). *Stochastic Volatility Modeling*. Chapman and Hall/CRC.
- [9] Bonesini, O., G. Callegaro, and A. Jacquier (2021). Functional quantization of rough volatility and applications to the VIX. <https://arxiv.org/abs/2104.04233>.
- [10] Bourgey, F. (2020). *Stochastic approximations for financial risk computations*. Ph. D. thesis, Institut Polytechnique de Paris.
- [11] Chicago Board Options Exchange (2009). The CBOE Volatility Index-VIX. www.cboe.com/micro/vix/vixwhite.pdf, 1–23.
- [12] Dubois, F. and T. Lelièvre (2004). Efficient pricing of Asian options by the PDE approach. *Journal of Computational Finance* 8(2), 55–64.
- [13] Dupire, B. (1993). Arbitrage pricing with stochastic volatility. <https://cims.nyu.edu/esid/ctf/stochvol.pdf>.
- [14] Fukasawa, M. (2017). Short-time at-the-money skew and rough fractional volatility. *Quant. Finance* 17(2), 189–198.
- [15] Giles, M. B. (2008). Multilevel Monte Carlo path simulation. *Oper. Res.* 56(3), 607–617.
- [16] Giles, M. B. (2015). Multilevel Monte Carlo methods. *Acta Numer.* 24, 259–328.
- [17] Guyon, J. (2020). The VIX Future in Bergomi Models: Analytic Expansions and Joint Calibration with S&P500 Skew. <https://ssrn.com/abstract=3720315>.
- [18] Horvath, B., A. Jacquier, and P. Tankov (2020). Volatility options in rough volatility models. *SIAM J. Financial Math.* 11(2), 437–469.
- [19] Jacquier, A., C. Martini, and A. Muguruza (2018). On VIX futures in the rough Bergomi model. *Quantitative Finance* 18(1), 45–61.
- [20] Kemna, A. G. Z. and A. C. F. Vorst (1990). A pricing method for options based on average asset values. *Journal of Banking & Finance* 14(1), 113–129.
- [21] Lapeyre, B. and E. Temam (2001). Competitive Monte Carlo methods for the pricing of Asian options. *Journal of Computational Finance* 5(1), 39–58.
- [22] Neuenkirch, A. and T. Shalaiko (2016). The order barrier for strong approximation of rough volatility models. <https://arxiv.org/abs/1606.03854>.
- [23] Olver, F. W. J., D. W. Lozier, R. F. Boisvert, and C. W. Clark (Eds.) (2010). *NIST handbook of mathematical functions*. U.S. Department of Commerce, National Institute of Standards and Technology, Washington, DC; Cambridge University Press, Cambridge.
- [24] Rogers, L. C. G. and Z. Shi (1995). The value of an asian option. *Journal of Applied Probability*, 1077–1088.

- [25] Virtanen, P., R. Gommers, T. E. Oliphant, M. Haberland, T. Reddy, D. Cournapeau, E. Burovski, P. Peterson, W. Weckesser, J. Bright, et al. (2020). SciPy 1.0: fundamental algorithms for scientific computing in Python. *Nature methods* 17(3), 261–272.
- [26] Zhang, J. (2001). A semi-analytical method for pricing and hedging continuously sampled arithmetic average rate options. *Journal of Computational Finance* 5(1), 59–80.