

Complexity-Adaptive Maximum-Likelihood Decoding of Modified G_N -Coset Codes

Peihong Yuan and Mustafa Cemil Coşkun
Institute for Communications Engineering (LNT)
Technical University of Munich (TUM)
Email: {peihong.yuan,mustafa.coskun}@tum.de

Abstract—A complexity-adaptive tree search algorithm is proposed for G_N -coset codes that implements maximum-likelihood (ML) decoding by using a successive decoding schedule. The average complexity is close to that of the successive cancellation (SC) decoding for practical error rates when applied to polar codes and short Reed-Muller (RM) codes, e.g., block lengths up to $N = 128$. By modifying the algorithm to limit the worst-case complexity, one obtains a near-ML decoder for longer RM codes and their subcodes. Unlike other bit-flip decoders, no outer code is needed to terminate decoding. The algorithm can thus be applied to modified G_N -coset code constructions with dynamic frozen bits. One advantage over sequential decoders is that there is no need to optimize a separate parameter.

I. INTRODUCTION

G_N -coset codes are a class of block codes [1] that include polar codes [1], [2] and Reed-Muller (RM) codes [3], [4]. Polar codes achieve capacity over binary-input discrete memoryless channels (B-DMCs) under low-complexity successive cancellation (SC) decoding [1] and RM codes achieve capacity for binary erasure channels (BECs) under maximum-likelihood (ML) decoding [5]. However, their performance under SC decoding [2] is not competitive in the short- to moderate-length regime, e.g., from 128 to 1024 bits [6].¹ Significant research effort has been put into approaching ML performance by modifying the SC decoding schedule and/or improving the distance properties [8]–[41].

The idea of *dynamic* frozen bits lets one represent any linear block code as a *modified* G_N -coset code [21]. This concept unifies the concatenated polar code approach, e.g., with a high-rate outer cyclic redundancy check (CRC) code, to improve the distance spectrum of polar codes so that they can be decoded with low to moderate complexity [20].

This paper proposes *successive cancellation ordered search* (SCOS) decoding as a complexity-adaptive ML decoder for modified G_N -coset codes. An extension of the algorithm limits the worst-case complexity while still permitting near-ML decoding. The decoder can be used for standalone G_N -coset codes or for CRC-concatenated G_N -coset codes. In particular, numerical results show that RM and RM-polar codes with dynamic frozen bits of block length $N \in \{128, 256\}$, e.g., polarization-adjusted convolutional (PAC) codes [28] and

dRM-polar codes, perform within 0.25 dB of the random-coding union (RCU) bound [42] with an average complexity very close to that of SC decoding at a frame error rate (FER) of 10^{-5} or below. For higher FERs, the gap to the RCU bound is even smaller with higher complexity.

A. Preview of the Proposed Algorithm

SCOS decoding borrows ideas from SC-based flip [18], [19], sequential [12]–[15], [43] and list decoders [20], [44]–[46]. It is a tree search algorithm that flips the bits of valid paths to find a leaf with higher likelihood than other leaves, if such a leaf exists, and repeats until the ML decision is found. The search stores a list of branches that is updated progressively while running partial SC decoding by flipping the bits of the most likely leaf at each iteration. The order of the candidates follows the probability that they provide the ML decision. SCOS does not require an outer code (as for flip decoders) or parameter optimization for the performance vs. complexity trade-off (as for sequential decoders).

This paper is organized as follows. Section II gives background on the problem. Section III presents the SCOS algorithm. A lower bound on its complexity for ML performance is described in Section IV. Section V presents numerical results and Section VI concludes the paper.

II. PRELIMINARIES

We begin by introducing notation. Let x^a be the vector (x_1, x_2, \dots, x_a) ; if $a = 0$, then the vector is empty. Given x^N and a set $\mathcal{A} \subset [N] \triangleq \{1, \dots, N\}$, let $x_{\mathcal{A}}$ be the subvector $(x_i : i \in \mathcal{A})$. For sets \mathcal{A} and \mathcal{B} , the symmetric difference is denoted $\mathcal{A} \triangle \mathcal{B}$ and an intersection set as $\mathcal{A}^{(N)} \triangleq \mathcal{A} \cap [N]$. Uppercase letters refer to random variables (RVs) and lowercase letters to their realizations. A B-DMC is written as $W : \mathcal{X} \rightarrow \mathcal{Y}$, with input alphabet $\mathcal{X} = \{0, 1\}$, output alphabet \mathcal{Y} , and transition probabilities $W(y|x)$ for $x \in \mathcal{X}$ and $y \in \mathcal{Y}$. The transition probabilities of N independent uses of the same channel are denoted as $W^N(y^N|x^N) = \prod_{i=1}^N W(y_i|x_i)$. Capital bold letters refer to matrices, e.g., \mathbf{B}_N denotes the $N \times N$ bit reversal matrix [1].

A. G_N -coset Codes

Consider the matrix $G_N = \mathbf{B}_N G_2^{\otimes n}$, where $N = 2^n$ with a non-negative integer n and $G_2^{\otimes n}$ is the n -fold Kronecker

¹RM codes become less suited for SC decoding with an increasing length [7], [8]. Asymptotically, their error probability under SC decoding is lower-bounded by $1/2$ [1, Section X].

product of \mathbf{G}_2 defined as

$$\mathbf{G}_2 \triangleq \begin{bmatrix} 1 & 0 \\ 1 & 1 \end{bmatrix}. \quad (1)$$

For the set $\mathcal{A} \subseteq [N]$ with $|\mathcal{A}| = K$, let $U_{\mathcal{A}}$ have entries that are independent and identically distributed (i.i.d.) uniform information bits, and let $U_{\mathcal{A}^c} = u_{\mathcal{A}^c}$ be fixed or *frozen*. The mapping $c^N = u^N \mathbf{G}_N$ defines a \mathbf{G}_N -coset code [1]. Polar and RM codes are \mathbf{G}_N -coset codes with to different selections of \mathcal{A} [1], [2].

Using \mathbf{G}_N , the transition probability from u^N to y^N is $W_N(y^N|u^N) \triangleq W_N(y^N|u^N \mathbf{G}_N)$. The transition probabilities of the i -th *bit-channel*, an artificial channel with the input u_i and the output (y^N, u^{i-1}) , are defined by

$$W_N^{(i)}(y^N, u^{i-1}|u_i) \triangleq \sum_{u_{i+1}^N \in \mathcal{X}^{N-i}} \frac{1}{2^{N-i}} W_N(y^N|u^N). \quad (2)$$

A (N, K) polar code is designed by placing the K most reliable bit-channels with indices $i \in [N]$ under the assumption that $U_i, i \in [N]$, are i.i.d. uniform RVs, into the set \mathcal{A} . For a channel parameter, \mathcal{A} can be found using density evolution [1], [47]. An r -th order RM code of length- N and dimension $K = \sum_{i=0}^r \binom{n}{i}$, where $0 \leq r \leq n$, is denoted as RM(r, n). Its set \mathcal{A} consists of the indices, $i \in [N]$, with the Hamming weight at least equal to $n-r$ for the binary expansion of $i-1$. For both codes, one sets $u_i = 0$ for $i \in \mathcal{A}^c$.

We make use of *dynamic* frozen bits [21]. A frozen bit is dynamic if its value depends on a subset of information bits preceding it; the resulting codes are called modified \mathbf{G}_N -coset codes. Dynamic frozen bits give better performance as the decoding algorithm approaches ML decoding [8], [27]–[31] since the weight spectrum of the resulting code tends to improve as compared to the underlying code [27], [31]–[35].

B. Related Decoding Algorithms

1) *Successive Cancellation Decoding*: Let c^N and y^N be the transmitted and received words, respectively. The SC decoder mimics an ML decision for the i -th bit-channel sequentially from $i = 1$ to $i = N$ as follows. For $i \in \mathcal{F}$ set \hat{u}_i to its (dynamic) frozen value. For $i \in \mathcal{A}$ compute the soft message $\ell(\hat{u}_1^{i-1})$ defined as

$$\ell(\hat{u}_1^{i-1}) \triangleq \log \frac{P_{U_i|Y^N U^{i-1}}(0|y^N, \hat{u}_1^{i-1})}{P_{U_i|Y^N U^{i-1}}(1|y^N, \hat{u}_1^{i-1})} \quad (3)$$

by assuming that the previous decisions \hat{u}_1^{i-1} are correct and the frozen bits after u_i are uniformly distributed. Now make the hard decision

$$\hat{u}_i = \begin{cases} 0 & \text{if } \ell(\hat{u}_1^{i-1}) \geq 0 \\ 1 & \text{otherwise.} \end{cases} \quad (4)$$

2) *Successive Cancellation List Decoding*: Successive cancellation list (SCL) decoding tracks several SC decoding paths [20] in parallel. At each decoding phase $i \in \mathcal{A}$, instead of making a hard decision on u_i , two possible decoding paths are continued in parallel threads, leading to up to 2^k

decoding paths. The maximum number of paths implements ML decoding but with an exponential number of decoding paths. To limit the complexity, one may keep up to L paths at each phase. The reliability of a decoding path \tilde{u}^i is quantified by a *path metric (PM)* defined as [48]

$$M(\tilde{u}^i) \triangleq -\log P_{U^i|Y^N}(\tilde{u}^i|y^N) \quad (5)$$

$$= M(\tilde{u}^{i-1}) + \log \left(1 + e^{-(1-2\tilde{u}_i)\ell(\hat{u}_1^{i-1})} \right) \quad (6)$$

where (6) can be computed recursively using the SC decoding with $M(\hat{u}^0) \triangleq 0$. At the end of N -th decoding phase, a list \mathcal{L} of paths is collected. Finally, the output is the bit vector minimizing the PM:

$$\hat{u}^N = \underset{\tilde{u}^N \in \mathcal{L}}{\operatorname{argmin}} M(\tilde{u}^N). \quad (7)$$

3) *Flip Decoding*: An early erroneous bit decision may cause error propagation due to the serial nature of SC decoding. The main idea of successive cancellation flip (SCF) decoding [18] is to try to correct the first erroneous bit decision by sequentially flipping the unreliable decisions. This procedure requires an error-detecting outer code, e.g., a CRC code.

The SCF decoder starts by performing SC decoding for the inner code to generate the first estimate \tilde{u}^N . If \tilde{u}^N passes the CRC test, it is declared as the output $\hat{u}^N = \tilde{u}^N$. If not, then the SCF algorithm attempts to correct the bit errors at most T times. At the t -th attempt, $t \in [T]$, the decoder finds the index i_t of the t -th least reliable decision in \tilde{u}^N according to the amplitudes of the soft messages (3). The SCF algorithm restarts the SC decoder by flipping the estimate \tilde{u}_{i_t} to $\tilde{u}_{i_t} \oplus 1$. The CRC is checked after each attempt. This decoding process continues until the CRC passes or T is reached.

Introducing a bias term to account for the reliability of the previous decisions enhances the performance [19]. The improved metric is calculated as

$$Q(i) = |\ell(\tilde{u}^{i-1})| + \sum_{j \in \mathcal{A}^{(i)}} \frac{1}{\alpha} \log \left(1 + e^{-\alpha |\ell(\tilde{u}^{j-1})|} \right) \quad (8)$$

where $\alpha > 0$ is a scaling factor.

SCF decoding can be generalized to flip multiple bit estimates at once, leading to dynamic successive cancellation flip (DSCF) decoding [19]. The reliability of the initial estimates $\tilde{u}_{\mathcal{E}}, \mathcal{E} \subseteq \mathcal{A}$, is described by

$$Q(\mathcal{E}) = \sum_{i \in \mathcal{E}} |\ell(\tilde{u}^{i-1})| + \sum_{j \in \mathcal{A}^{(i_{\max})}} \frac{1}{\alpha} \log \left(1 + e^{-\alpha |\ell(\tilde{u}^{j-1})|} \right) \quad (9)$$

where i_{\max} is the largest element in \mathcal{E} . The set of flipping positions is chosen as the one minimizing the metric (9) and is constructed progressively.

4) *Sequential Decoding*: We review two sequential decoding algorithms, namely successive cancellation stack (SCS) decoding [12]–[14] and successive cancellation Fano (SC-Fano) decoding [15], [28].

SCS decoding stores the L most reliable paths (possibly) with different length and discards the rest whenever the stack

is full. At each iteration, the decoder selects the most reliable path and create two possible decoding paths based on this path. The winning word is declared once a path length becomes N . SC-Fano decoding deploys a Fano search [43] that allows backward movement in the decoding tree and that uses a dynamic threshold.

Sequential decoding compares paths of different lengths. However, the probabilities $P_{U^i|Y^N}(\tilde{u}^i|y^N)$, $\tilde{u}^i \in \{0,1\}^i$, cannot capture the effect of the path's length. This effect was taken into account first by [14]. Similar approach was used by [15] to account for the expected error rate of the future bits as

$$S(\tilde{u}^i) \triangleq -\log \frac{P_{U^i|Y^N}(\tilde{u}^i|y^N)}{\prod_{j=1}^i (1-p_j)} \quad (10)$$

$$= M(\tilde{u}^i) + \sum_{j=1}^i \log(1-p_j) \quad (11)$$

where p_j is the probability of the event that the first bit error occurred for u_j in SC decoding and $S(\tilde{u}^0) \triangleq 0$. The probabilities p_i can be computed via Monte Carlo simulation [1], [2] or they can be approximated via density evolution [47] offline.

III. SC ORDERED SEARCH DECODING

The SCOS decoder starts by SC decoding to provide an output \tilde{u}^N as the current most likely leaf. The initial SC decoding computes and stores the PM (5) and the score (10) associated to the flipped versions of the decisions \tilde{u}_i , $\forall i \in \mathcal{A}$, i.e., $M((\tilde{u}^{i-1}, \tilde{u}_i \oplus 1))$ and $S((\tilde{u}^{i-1}, \tilde{u}_i \oplus 1))$, respectively. Every index $i \in \mathcal{A}$ with $M((\tilde{u}^{i-1}, \tilde{u}_i \oplus 1)) < M(\tilde{u}^N)$ is a flipping set.² The collection of all flipping sets forms a list \mathcal{L} . Each list member is visited in ascending order according to the score associated with it.

Suppose that $\mathcal{E}^* = \arg\min_{\mathcal{E} \in \mathcal{L}} S(\mathcal{E})$, where $S(\mathcal{E})$ is the score associated with the flipping set \mathcal{E} . The decoder returns to decoding phase $j \triangleq \min_{i \in (\mathcal{E}^* \Delta \mathcal{E}_{(p)}^*)} i$, where $\mathcal{E}_{(p)}^*$ is the flipping set chosen at the previous iteration, which is initialized as the empty set. The decision \tilde{u}_j is flipped and SC decoding continues. The set \mathcal{E}^* is popped from the list \mathcal{L} . The PMs (5) and scores (10) are calculated again for the flipped versions for decoding phases with $i > j$, $i \in \mathcal{A}$, and the list \mathcal{L} is enhanced by new flipping sets progressively (similar to [19]). The branch is discarded if at any decoding phase its PM exceeds that of the current leaf, i.e., $M(\tilde{u}^N)$.³ Such a branch cannot output the ML decision, since for any valid path \tilde{u}^i the PM (6) is non-decreasing for the next stage, i.e., we have

$$M(\tilde{u}^i) \leq M(\tilde{u}^{i+1}), \forall \tilde{u}_{i+1} \in \{0,1\}. \quad (12)$$

If a leaf with lower PM is found then it replaces the current most likely leaf. The procedure is repeated until it is impossible to find a more reliable path by flipping decisions, i.e.,

²Each set is a singleton at this stage.

³This pruning method is similar to the adaptive skipping rule proposed in [46] for ordered-statistics decoding [44], [45].

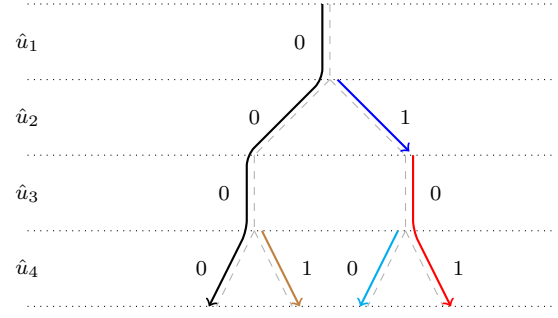


Fig. 1. The SCOS decoding tree for an (4,2) polar code.

until $\mathcal{L} = \emptyset$. Hence, the SCOS decoding implements an ML decoder.

Example 1. Consider the (4,2) polar code with $\mathcal{A} = \{2,4\}$ and $p_1^4 = (0.4512, 0.1813, 0.1813, 0.0952)$. Suppose the channel log-likelihood ratio (LLR) vector is $(-1.2, +3.4, -2.2, +0.9)$. The SCOS decoder works as follows (visualized in Figure 1):

1. SC decoding (black path) gives an initial valid path $\tilde{u}^4 = (0, 0, 0, 0)$ with $M(\tilde{u}^4) = 3.4$. During the SC decoding, the metrics $M((\tilde{u}^{i-1}, \tilde{u}_i \oplus 1))$ and $S((\tilde{u}^{i-1}, \tilde{u}_i \oplus 1))$, $i \in \mathcal{A}$, are computed as

$$M((0, 1)) = 2.1 \quad \text{and} \quad S((0, 1)) = 1.3$$

$$M((0, 0, 0, 1)) = 4.3 \quad \text{and} \quad S((0, 0, 0, 1)) = 3.2.$$

As $M((0, 1)) < M(\tilde{u}^4)$, we have a list $\mathcal{L} = \{\{2\}\}$.

2. The decoder turns back to decoding stage $j = 2$ since $\mathcal{E}^* = \{2\}$, flips the decision for u_2 to 1 (blue path) and continues SC decoding (red path). The set \mathcal{E}^* is popped from the list \mathcal{L} . Following the red path, the output is $(0, 1, 0, 1)$ with $M((0, 1, 0, 1)) = 2.1$. Since $M((0, 1, 0, 1)) < M(\tilde{u}^4)$, the initial decision is updated as $\tilde{u}^4 = (0, 1, 0, 1)$. Similarly, $M(\tilde{u}^i)$ and $S(\tilde{u}^i)$ are computed, for $i > 2$, $i \in \mathcal{A}$, during the decoding as

$$M((0, 1, 0, 0)) = 5.6 \quad \text{and} \quad S((0, 1, 0, 0)) = 4.5$$

3. As $M(\tilde{u}^4) < M((0, 1, 0, 0))$, the list is empty, i.e., $\mathcal{L} = \emptyset$. Hence, the decoding is terminated and the ML decision is $\hat{u}^4 = \tilde{u}^4$.

IV. ON THE COMPLEXITY FOR ML PERFORMANCE

The decoding complexity is measured by the number of node-visits. For instance, the number of node-visits for SC decoding χ_{SC} is simply the code length N . On the other hand, the complexity of SCOS decoding is a RV denoted as X .

Remark 1. SCOS decoding may visit the same node more than once and these visits are included in the comparison. To understand the minimum required complexity for SCOS decoding, we define the set of partial input sequences \tilde{u}^i with $i \in [N]$ with a smaller PM than the ML decision \hat{u}_{ML}^N .⁴

⁴There are i node-visits for SC decoding for any decoding path \tilde{u}^i .

Definition 1. Let \hat{u}_{ML}^N be the ML decision given y^N . Define the set

$$\mathcal{V}(\hat{u}_{\text{ML}}^N, y^N) \triangleq \bigcup_{i=1}^N \{u^i \in \{0, 1\}^i : M(u^i) \leq M(\hat{u}_{\text{ML}}^N)\}. \quad (13)$$

Lemma 1. For a particular realization y^N , we have

$$\chi \geq |\mathcal{V}(\hat{u}_{\text{ML}}^N, y^N)| \quad (14)$$

and the expected complexity is lower bounded as

$$\frac{1}{\chi_{\text{SC}}} \mathbb{E}[X] \geq \frac{1}{N} \mathbb{E}[|\mathcal{V}(\hat{u}_{\text{ML}}^N(Y^N), Y^N)|]. \quad (15)$$

Proof. The inequality (14) follows from the definition (13) and the description of SCOS decoding in Section III. Since (14) is valid for any y^N , the bound (15) follows by $\chi_{\text{SC}} = N$. \square

Remark 2. Recall that the PM (5) is calculated using the SC decoding schedule, i.e., it ignores the frozen bits coming after the current decoding phase i . This means the size of the set (13) tends to be smaller for codes more suited for SC decoding, e.g., polar codes, while it gets larger for others, e.g., RM codes. This principle is also observed when decoding via SCL decoding, i.e., the required list size to get close to ML performance gets larger when one “interpolates” from polar to RM codes [8], [16], [17], [29]. This motivates introducing dRM-polar codes in Section V that provide a good performance vs. complexity trade-off under SCOS decoding for moderate code lengths, e.g., $N = 256$ bits.

Remark 3. SCOS decoding can be extended by choosing a maximum complexity χ_{max}/N . This modification is useful for low signal-to-noise ratios (SNRs), but of course the decoder is no longer ML in general. To also limit the space complexity, one can limit the list size, e.g., we use $|\mathcal{L}| \leq \log_2 N \times \chi_{\text{max}}/N$ for the simulations in the next section.

V. NUMERICAL RESULTS

This section provides simulation results for binary-input additive white Gaussian noise (biAWGN) channels. We compute FERs and complexities for modified G_N -coset codes under SCOS decoding with a different maximum number of node visits. The RCU and metaconverse (MC) bounds [42] are plotted as benchmarks. The empirical *ML lower bounds* of [20] are also plotted: for SCOS decoding with the largest maximum complexity constraint, each time a decoding failure occurred the decision \hat{u}^N was checked. If

$$M(\hat{u}^N) \leq M(u^N). \quad (16)$$

then even an ML decoder would make an error.

Figure 2 shows the FER and complexity vs. SNR in E_b/N_0 for a (128, 64) PAC code [28] under SCOS decoding with a different maximum number of node-visits. The complexity is normalized by the complexity of SC decoding. The information set \mathcal{A} is the same as that of the RM code, and the polynomial of the convolutional code is given by

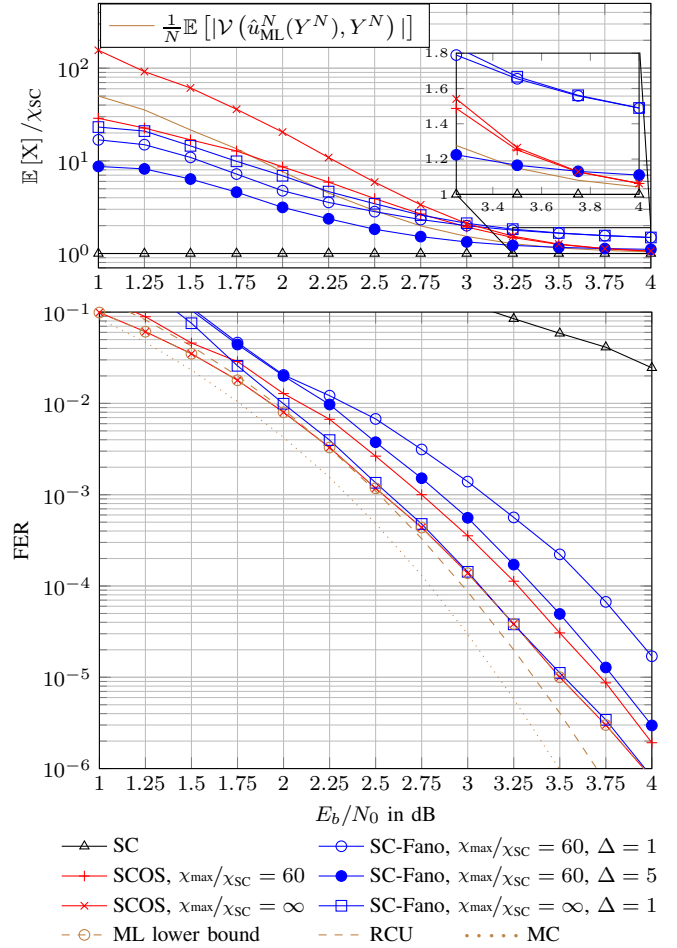


Fig. 2. SCOS decoding vs. SC-Fano decoding for a (128, 64) PAC code with information set of RM(3, 7) and polynomial $g = (0, 1, 1, 0, 1, 1)$.

$g = (0, 1, 1, 0, 1, 1)$. In other words, we use a modified RM code with dynamic frozen bits with the following constraints:

$$u_i = u_{i-2} \oplus u_{i-3} \oplus u_{i-5} \oplus u_{i-6}, \quad i \in \mathcal{F} \text{ and } i > 6. \quad (17)$$

Since the average complexity gets large for (near-)ML decoding of RM codes with dynamic frozen bits, namely dRM codes [8], an ensemble of modified RM-polar codes [16] is introduced.

Definition 2. The (N, K) dRM-polar ensemble is the set of all codes, specified by the set \mathcal{A} of an (N, K) RM-polar code and choosing

$$u_i = 0 \oplus \sum_{j \in \mathcal{A}^{(i-1)}} v_{j,i} u_j, \quad \forall i \in \mathcal{A}^c, \quad (18)$$

with all possible $v_{j,i} \in \{0, 1\}$ and $\mathcal{A}^{(0)} \triangleq \emptyset$, where \sum denotes XOR summation.

Figure 3 shows the simulation results for a rate $R \approx 0.6$ and length $N = 256$ dRM-polar code chosen randomly from this ensemble. We observe the following behavior in Fig. 2 and Fig. 3.

- SCOS decoding with unbounded complexity matches the ML lower bound since it implements an ML decoder.

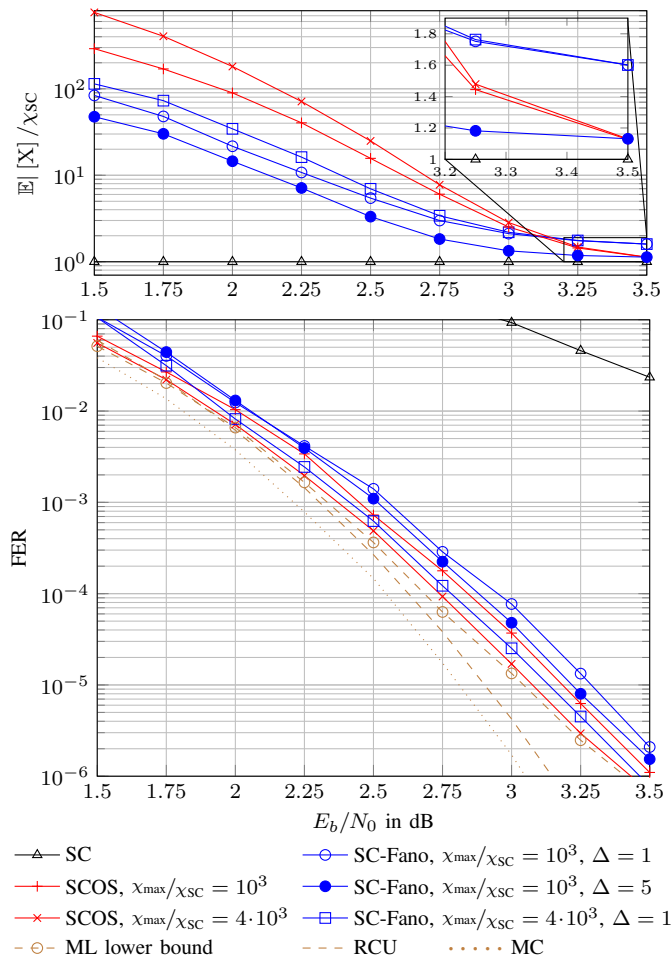


Fig. 3. SCOS decoding vs. SC-Fano decoding for a (256, 154) dRM-polar code. The information set \mathcal{A} is constructed as in [16] where the mother code is the RM(4, 8) and the polar rule is given by setting $\beta = 2^{1/4}$ in [49].

- The average complexity $\mathbb{E}[X]$ of a SCOS decoder approaches the complexity of an SC decoder for low FERs (10^{-5} or below for the PAC code and around 10^{-6} for the dRM-polar code). Indeed, it reaches the ultimate limit given by Lemma 1, which is not the case for SC-Fano decoding. The difference to the RCU bound [42] is at most 0.2 dB for the entire SNR regime for the PAC code and slightly larger for the dRM-polar code.
- The lower bound on the average given by (15) is validated and is tight for high SNR. However, the bound appears to be loose at low SNR values mainly for two reasons: (i) usually the initial SC decoding estimate \tilde{u}^N is not the ML decision and extra nodes in the difference set $\mathcal{V}(\tilde{u}^N, y^N) \setminus \mathcal{V}(\hat{u}_{\text{ML}}^N, y^N)$ are visited and (ii) SCOS decoding visits the same node multiple times and this cannot be tracked by a set definition. Considering (ii), it may be possible to reduce the number of revisits by improving the search schedule.
- A parameter Δ must be optimized carefully for SC-Fano decoding to achieve ML performance and this usually requires extensive simulations. Setting it small enough without any bound on the complexity would also practi-

cally achieve ML performance; however, the complexity then explodes for longer codes. As seen from Figure 2, $\Delta = 1$ matches the ML performance, but the average complexity is almost double that of SC decoding near FERs of 10^{-5} or below. Moreover, under a maximum-complexity constraint, the average complexity of SC-Fano decoding does not operate closer than SCOS decoding to that of SC decoding for similar performance.

- The parameter Δ must be optimized again for a good performance once a maximum-complexity constraint is imposed. Otherwise, the performance degrades significantly. Even so, SCOS decoding outperforms SC-Fano decoding for the same maximum-complexity constraint. However, SC-Fano decoding has a lower average complexity for high FERs (if Δ is optimized) with a degradation in the performance. In contrast, SCOS decoding does not require such an optimization.

VI. CONCLUSIONS

A SCOS decoding algorithm was proposed that implements ML decoding. The complexity is adapted to the channel quality and approaches the complexity of SC decoding for polar codes and short RM codes at high SNR. Unlike existing alternatives, the algorithm does not need an outer code or a separate parameter optimization. A lower bound on the complexity is approached for high SNR. Finally, a code ensemble based on dRM-polar codes was introduced and a random instance performs within 0.25 dB from the RCU bound at a code length of $N = 256$ bits with an average complexity close to that of SC decoding.

ACKNOWLEDGEMENTS

The authors thank Gerhard Kramer (TUM) for discussions which motivated the work and for improving the presentation. This work was supported by the German Research Foundation (DFG) under Grant KR 3517/9-1.

REFERENCES

- [1] E. Arkan, "Channel polarization: A method for constructing capacity-achieving codes for symmetric binary-input memoryless channels," *IEEE Trans. Inf. Theory*, vol. 55, no. 7, pp. 3051–3073, Jul. 2009.
- [2] N. Stolte, "Rekursive Codes mit der Plotkin-Konstruktion und ihre Decodierung," Ph.D. dissertation, TU Darmstadt, 2002.
- [3] I. Reed, "A class of multiple-error-correcting codes and the decoding scheme," *Trans. IRE Prof. Group on Inf. Theory*, vol. 4, no. 4, pp. 38–49, Sep. 1954.
- [4] D. E. Muller, "Application of boolean algebra to switching circuit design and to error detection," *Trans. IRE Prof. Group on Electronic Computers*, vol. EC-3, no. 3, pp. 6–12, Sep. 1954.
- [5] S. Kudekar, S. Kumar, M. Mondelli, H. D. Pfister, E. Şaşıoğlu, and R. L. Urbanke, "Reed-Muller codes achieve capacity on erasure channels," *IEEE Trans. Inf. Theory*, vol. 63, no. 7, pp. 4298–4316, Jul. 2017.
- [6] M. C. Coşkun, G. Durisi, T. Jerkovits, G. Liva, W. Ryan, B. Stein, and F. Steiner, "Efficient error-correcting codes in the short blocklength regime," *Elsevier Phys. Commun.*, vol. 34, pp. 66–79, Jun. 2019.
- [7] K. Ivanov and R. Urbanke, "On the efficiency of polar-like decoding for symmetric codes," *CoRR*, vol. abs/2104.06084, 2021. [Online]. Available: <http://arxiv.org/abs/2104.06084>
- [8] M. C. Coşkun and H. D. Pfister, "An information-theoretic perspective on successive cancellation list decoding and polar code design," *IEEE Trans. Inf. Theory*, submitted, 2021. [Online]. Available: <http://arxiv.org/abs/2103.16680>

- [9] I. Dumer, "Recursive decoding and its performance for low-rate Reed-Muller codes," *IEEE Trans. Inf. Theory*, vol. 50, no. 5, pp. 811–823, May 2004.
- [10] —, "Soft-decision decoding of Reed-Muller codes: a simplified algorithm," *IEEE Trans. Inf. Theory*, vol. 52, no. 3, pp. 954–963, Mar. 2006.
- [11] I. Dumer and K. Shabunov, "Soft-decision decoding of Reed-Muller codes: recursive lists," *IEEE Trans. Inf. Theory*, vol. 52, no. 3, pp. 1260–1266, Mar. 2006.
- [12] K. Niu and K. Chen, "CRC-aided decoding of polar codes," *IEEE Commun. Lett.*, vol. 16, no. 10, pp. 1668–1671, 2012.
- [13] V. Miloslavskaya and P. Trifonov, "Sequential decoding of polar codes," *IEEE Commun. Lett.*, vol. 18, no. 7, pp. 1127–1130, 2014.
- [14] P. Trifonov, "A score function for sequential decoding of polar codes," *IEEE Int. Symp. Inf. Theory (ISIT)*, pp. 1470–1474, 2018.
- [15] M.-O. Jeong and S.-N. Hong, "SC-Fano decoding of polar codes," *IEEE Access*, vol. 7, pp. 81 682–81 690, 2019.
- [16] B. Li, H. Shen, and D. Tse, "A RM-polar codes," *CoRR*, vol. abs/1407.5483, 2014. [Online]. Available: <http://arxiv.org/abs/1407.5483>
- [17] M. Mondelli, S. H. Hassani, and R. L. Urbanke, "From polar to Reed-Muller codes: A technique to improve the finite-length performance," *IEEE Trans. Commun.*, vol. 62, no. 9, pp. 3084–3091, Sep. 2014.
- [18] O. Afisiadis, A. Balatsoukas-Stimming, and A. Burg, "A low-complexity improved successive cancellation decoder for polar codes," in *Asilomar Conf. Signals, Syst., Comput.*, 2014, pp. 2116–2120.
- [19] L. Chandesaris, V. Savin, and D. Declercq, "Dynamic-SCFlip decoding of polar codes," *IEEE Trans. Commun.*, vol. 66, no. 6, pp. 2333–2345, 2018.
- [20] I. Tal and A. Vardy, "List decoding of polar codes," *IEEE Trans. Inf. Theory*, vol. 61, no. 5, pp. 2213–2226, 2015.
- [21] P. Trifonov and V. Miloslavskaya, "Polar subcodes," *IEEE J. Sel. Areas Commun.*, vol. 34, no. 2, pp. 254–266, Feb. 2016.
- [22] T. Wang, D. Qu, and T. Jiang, "Parity-check-concatenated polar codes," *IEEE Commun. Lett.*, vol. 20, no. 12, pp. 2342–2345, 2016.
- [23] M. Qin, J. Guo, A. Bhatia, A. Guillén i Fàbregas, and P. H. Siegel, "Polar code constructions based on LLR evolution," *IEEE Commun. Lett.*, vol. 21, no. 6, pp. 1221–1224, Jun. 2017.
- [24] S. A. Hashemi, N. Doan, M. Mondelli, and W. J. Gross, "Decoding Reed-Muller and polar codes by successive factor graph permutations," in *IEEE Int. Symp. Turbo Codes & Iterative Inf. Process.*, 2018, pp. 1–5.
- [25] M. Ye and E. Abbe, "Recursive projection-aggregation decoding of Reed-Muller codes," in *IEEE Int. Symp. Inf. Theory*, Jul. 2019, pp. 2064–2068.
- [26] K. Ivanov and R. Urbanke, "Permutation-based decoding of Reed-Muller codes in binary erasure channel," in *IEEE Int. Symp. Inf. Theory*, Jul. 2019, pp. 21–25.
- [27] P. Yuan, T. Prinz, G. Böcherer, O. İşcan, R. Böhnke, and W. Xu, "Polar code construction for list decoding," in *Proc. 11th Int. ITG Conf. on Syst., Commun. and Coding (SCC)*, Feb. 2019, pp. 125–130.
- [28] E. Arıkan, "From sequential decoding to channel polarization and back again," *CoRR*, vol. abs/1908.09594, 2019. [Online]. Available: <http://arxiv.org/abs/1908.09594>
- [29] M. C. Coşkun, J. Neu, and H. D. Pfister, "Successive cancellation inactivation decoding for modified Reed-Muller and eBCH codes," in *IEEE Int. Symp. Inf. Theory*, 2020, pp. 437–442.
- [30] M. C. Coşkun and H. D. Pfister, "Bounds on the list size of successive cancellation list decoding," in *Int. Conf. on Signal Process. and Commun. (SPCOM)*, 2020, pp. 1–5.
- [31] B. Li, J. Gu, and H. Zhang, "Performance of CRC concatenated pre-transformed RM-polar codes," *CoRR*, vol. abs/2104.07486, 2021. [Online]. Available: <http://arxiv.org/abs/2104.07486>
- [32] B. Li, H. Zhang, and J. Gu, "On pre-transformed polar codes," *CoRR*, vol. abs/1912.06359, 2019. [Online]. Available: <http://arxiv.org/abs/1912.06359>
- [33] H. Yao, A. Fazeli, and A. Vardy, "List decoding of Arıkan's PAC codes," in *IEEE Int. Symp. Inf. Theory*, 2020, pp. 443–448.
- [34] M. Rowshan, A. Burg, and E. Viterbo, "Polarization-adjusted convolutional (PAC) codes: Sequential decoding vs list decoding," *IEEE Trans. Veh. Technol.*, vol. 70, no. 2, pp. 1434–1447, 2021.
- [35] Y. Li, H. Zhang, R. Li, J. Wang, G. Yan, and Z. Ma, "On the weight spectrum of pre-transformed polar codes," *CoRR*, vol. abs/2102.12625, 2021. [Online]. Available: <http://arxiv.org/abs/2102.12625>
- [36] M. Rowshan and E. Viterbo, "How to modify polar codes for list decoding," in *Proc. IEEE Int. Symp. Inf. Theory*, Jul. 2019, pp. 1772–1776.
- [37] M. Kamenev, Y. Kameneva, O. Kurmaev, and A. Maevskiy, "Permutation decoding of polar codes," in *XVI Int. Symp. "Problems of Redundancy in Information and Control Systems"*, 2019, pp. 1–6.
- [38] V. Miloslavskaya and B. Vucetic, "Design of short polar codes for SCL decoding," *IEEE Trans. Commun.*, vol. 68, no. 11, pp. 6657–6668, 2020.
- [39] M. Geiselhart, A. Elkelesh, M. Ebada, S. Cammerer, and S. ten Brink, "Automorphism ensemble decoding of Reed-Muller codes," *CoRR*, vol. abs/2012.07635, 2020. [Online]. Available: <http://arxiv.org/abs/2012.07635>
- [40] —, "On the automorphism group of polar codes," *CoRR*, vol. abs/2101.09679, 2021. [Online]. Available: <http://arxiv.org/abs/2101.09679>
- [41] T. Tonnelier and W. J. Gross, "On systematic polarization-adjusted convolutional (PAC) codes," *IEEE Commun. Lett.*, pp. 1–1, 2021.
- [42] Y. Polyanskiy, V. Poor, and S. Verdù, "Channel coding rate in the finite blocklength regime," *IEEE Trans. Inf. Theory*, vol. 56, no. 5, pp. 2307–235, May 2010.
- [43] R. Fano, "A heuristic discussion of probabilistic decoding," *IEEE Trans. Inf. Theory*, vol. 9, no. 2, pp. 64–74, 1963.
- [44] B. Dorsch, "A decoding algorithm for binary block codes and J-ary output channels (corresp.)," *IEEE Trans. Inf. Theory*, vol. 20, no. 3, pp. 391–394, 1974.
- [45] M. Fossorier and S. Lin, "Soft-decision decoding of linear block codes based on ordered statistics," *IEEE Trans. Commun.*, vol. 41, no. 5, pp. 1379–1396, Sep. 1995.
- [46] Y. Wu and C. N. Hadjicostis, "Soft-decision decoding using ordered recodings on the most reliable basis," *IEEE Trans. Inf. Theory*, vol. 53, no. 2, pp. 829–836, 2007.
- [47] R. Mori and T. Tanaka, "Performance and construction of polar codes on symmetric binary-input memoryless channels," in *Proc. IEEE Int. Symp. on Inf. Theory*, Seoul, Jun. 2009, pp. 1496–1500.
- [48] A. Balatsoukas-Stimming, M. B. Parizi, and A. Burg, "LLR-based successive cancellation list decoding of polar codes," *IEEE Trans. Signal Process.*, vol. 63, no. 19, pp. 5165–5179, 2015.
- [49] G. He, J. Belfiore, I. Land, G. Yang, X. Liu, Y. Chen, R. Li, J. Wang, Y. Ge, R. Zhang, and W. Tong, "Beta-expansion: A theoretical framework for fast and recursive construction of polar codes," *IEEE Global Telecommun. Conf. (GLOBECOM)*, pp. 1–6, 2017.