

# MULTI-EDGE TREES AND 3-COLOURED MOTZKIN PATHS: BIJECTIVE ISSUES

HELMUT PRODINGER

ABSTRACT. A bijection is given between multi-edge trees and 3-coloured Motzkin paths.

## 1. INTRODUCTION

Multi-edge trees are like ordered (planar, plane, ...) trees, but instead of edges there are multiple edges. When drawing such a tree, instead of drawing, say 5 parallel edges, we just draw one edge and put the number 5 on it as a label. These trees were studied in [2, 3]. For the enumeration, one must count edges. The generating function  $F(z)$  satisfies

$$F(z) = \sum_{k \geq 0} \left( \frac{z}{1-z} F(z) \right)^k = \frac{1}{1 - \frac{z}{1-z} F(z)},$$

whence

$$F(z) = \frac{1 - z - \sqrt{1 - 6z + 5z^2}}{2z} = 1 + z + 3z^2 + 10z^3 + 36z^4 + 137z^5 + 543z^6 + \dots$$

The coefficients form sequence A002212 in [4].

A Motzkin path consists of up-steps, down-steps, and horizontal steps, see sequence A091965 in [4] and the references given there. As Dyck paths, they start at the origin and end, after  $n$  steps again at the  $x$ -axis, but are not allowed to go below the  $x$ -axis. A 3-coloured Motzkin path is built as a Motzkin paths, but there are 3 different types of horizontal steps, which we call *red*, *green*, *blue*. The generating function  $M(z)$  satisfies

$$M(z) = 1 + 3zM(z) + z^2M(z)^2 = \frac{1 - 3z - \sqrt{1 - 6z + 5z^2}}{2z^2}, \quad \text{or} \quad F(z) = 1 + zM(z).$$

So multi-edge trees with  $N$  edges (counting the multiplicities) correspond to 3-coloured Motzkin paths of length  $N - 1$ .

The purpose of this note is to describe a bijection. It transforms trees into paths, but all steps are reversible.

---

2010 *Mathematics Subject Classification.* 05A15.

*Key words and phrases.* multi-edge tree, 3-coloured Motzkin path, bijection.

## 2. THE BIJECTION

As a first step, the multiplicities will be ignored, and the tree then has only  $n$  edges. The standard translation of such tree into the world of Dyck paths, which is in every book on combinatorics, leads to a Dyck path of length  $2n$ . Then the Dyck path will be transformed bijectively to a 2-coloured Motzkin path of length  $n - 1$  (the colours used are red and green). This transformation plays a prominent role in [1], but is most likely much older. I believe that people like Viennot know this for 40 years. I would be glad to get a proper historic account from the gentle readers.

The last step is then to use the third colour (blue) to deal with the multiplicities.

The first up-step and the last down-step of the Dyck path will be deleted. Then, the remaining  $2n - 2$  steps are coded pairwise into a 2-Motzkin path of length  $n - 1$ :



The last step is to deal with the multiplicities. If an edge is labelled with the number  $a$ , we will insert  $a - 1$  horizontal blue steps in the following way: Since there are currently  $n - 1$  symbols in the path, we have  $n$  possible positions to enter something (in the beginning, in the end, between symbols). We go through the tree in pre-order, and enter the multiplicities one by one using the blue horizontal steps.

To make this procedure more clear, we prepared a list of 10 multi-edge trees with 3 edges, and the corresponding 3-Motzkin paths of length 2, with intermediate steps completely worked out:

## REFERENCES

- [1] Emeric Deutsch and Louis W. Shapiro. A bijection between ordered trees and 2-Motzkin paths and its many consequences. volume 256, pages 655–670. 2002. LaCIM 2000 Conference on Combinatorics, Computer Science and Applications (Montreal, QC).
- [2] M. Dziemiańczuk. Enumerations of plane trees with multiple edges and Raney lattice paths. *Discrete Math.*, 337:9–24, 2014.
- [3] Clemens Heuberger, Helmut Prodinger, and Stephan Wagner. The height of multiple edge plane trees. *Aequationes Math.*, 90(3):625–645, 2016.
- [4] Neil J. A. Sloane and The OEIS Foundation Inc. The on-line encyclopedia of integer sequences, 2021.

DEPARTMENT OF MATHEMATICS, UNIVERSITY OF STELLENBOSCH 7602, STELLENBOSCH, SOUTH AFRICA AND DEPARTMENT OF MATHEMATICS AND MATHEMATICAL STATISTICS, UMEA UNIVERSITY, 907 36 UMEA, SWEDEN

*Email address:* hproding@sun.ac.za


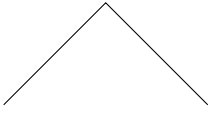



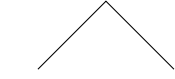



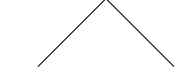






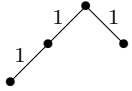
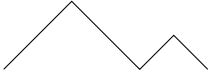







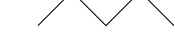


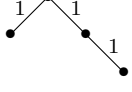











Multi-edge tree	Dyck path	2-Motzkin path	blue edges added
			
			
			
			
			
			
			
			
			
			

TABLE 1. First row is a multi-edge tree with 3 edges, second row is the standard Dyck path (multiplicities ignored), third row is cutting off first and last step, and then translated pairs of steps, fourth row is inserting blue horizontal edges, according to multiplicities.