

Leader Election in Arbitrarily Connected Networks with Process Crashes and Weak Channel Reliability

Carlos López[†], Sergio Rajsbaum[†], Michel Raynal^{*;‡}, Karla Vargas[†]

[†]Instituto de Matemáticas, UNAM, Mexico

^{*}Univ Rennes IRISA, 35042 Rennes, France

[‡]Department of Computing, Polytechnic University, Hong Kong

Abstract. A channel from a process p to a process q satisfies the *ADD property* if there are constants K and D , unknown to the processes, such that in any sequence of K consecutive messages sent by p to q , at least one of them is delivered to q at most D time units after it has been sent. This paper studies implementations of an eventual leader, namely, an Ω failure detector, in an arbitrarily connected network of eventual ADD channels, where processes may fail by crashing. It first presents an algorithm that assumes that processes initially know n , the total number of processes, sending messages of size $O(\log n)$. Then, it presents a second algorithm that does not assume the processes know n . Eventually the size of the messages sent by this algorithm is also $O(\log n)$. These are the first implementations of leader election in the ADD model. In this model, only eventually perfect failure detectors were considered, sending messages of size $O(n \log n)$.

Keywords: ADD channel, Arbitrarily Connected Networks, Distributed algorithm, Eventual leader, Fault-tolerance, Process crash, Synchrony, System model, Unknown membership, Weak channel.

1 Introduction

1.1 Leader election

This is a classical problem encountered in distributed computing. Each process p_i has a local variable $leader_i$, and it is required that all the local variables $leader_i$ forever contain the same identity, which is the identity of one of the processes. A classical way to elect a leader consists in selecting the process with the smallest identity¹. If processes may crash, the system is fully asynchronous, and the elected leader must be a process that does not crash, leader election cannot be solved [20]. Not only the system must no longer be fully asynchronous, but the leader election problem must be weakened to the *eventual leader election problem*. This problem is denoted Ω in the failure detector parlance [2,3]. Notice that the algorithm must elect a new leader each time the previously elected leader crashes.

¹ A survey on election algorithms in failure-free message-passing systems appears in Chapter 4 of [18]. The aim is to elect a leader as soon as possible, and with as few messages as possible, and it can be done on a ring with $1.271 n \log(n) + O(n)$ messages [11,16].

1.2 Related work

Many algorithms for electing an eventual leader in crash-prone partially synchronous systems have been proposed. Surveys of such algorithms are presented in [19, Chapter 17] when communication is through a shared memory, and in [20, Chapter 18] when communication is through reliable message-passing.

In [1] there are proposed different levels of communication reliability and it is showed that in systems with only some timely channels and a complete network it is necessary that correct processes send messages forever even with just at most one process crash. An algorithm for implementing Ω in networks with unknown membership is presented in [13]. This algorithm works in a complete network and every process needs to communicate its name to every neighbor using a broadcast protocol.

In [7] it is presented an implementation of Ω for the case of the crash-recovery model in which processes can crash and then recover infinitely many times and channels can lose messages arbitrarily. The case of dynamic systems is addressed in [14], and the case where the underlying synchrony assumptions may change with time is addressed in [9]. Stabilizing leader election in crash-prone synchronous systems is investigated in [5].

The ADD distributed computing model This model was introduced in [21], as a realistic partially synchronous model of channels that can lose and reorder messages². Each channel guarantees that some subset of the messages sent on it will be delivered in a timely manner and such messages are not too sparsely distributed in time. More precisely, for each channel there exist two constants K and D , not known to the processes (and not necessarily the same for all channels), such that for every K consecutive messages sent in one direction, at least one is delivered within D time units after it has been sent.

Even though ADD channels seem so weak, it is possible to implement an *eventually perfect failure detector*, $\diamond P$, in a fully connected network of ADD channels, where asynchronous processes may fail by crashing [21]. Later on, it was shown that it is also possible to implement $\diamond P$ in an arbitrarily connected network of ADD channels [15]. Recall that $\diamond P$ is a classic failure detector, relatively powerful (more than sufficient to solve consensus), stronger than Ω [2] and yet realistically implementable [3].

The algorithm in [15] works for arbitrary connected networks of ADD channels, and sends messages of bounded size, improving on the previous unbounded size algorithm presented in [12]. However, the size of messages is exponential in n , the number of processes. More recently, an implementation of $\diamond P$ using messages of size $O(n \log n)$, in an arbitrarily connected network of ADD channels was presented in [22].

1.3 Contribution

This paper shows that it is possible to implement Ω in an arbitrarily connected network where asynchronous processes may fail by crashing in a weaker model than the one presented in [22]. It first presents an implementation of Ω with messages of size $O(\log n)$, reducing the message size with respect to [22].

² An early look at unreliable channel properties to design a “fail-aware” service appeared in [10].

Most of the previous works related to Ω concentrated on communication-efficient algorithms in fully connected networks when considering the number of messages. They were considering neither the size of the messages nor arbitrarily connected networks.

The proposed algorithm works under very weak assumptions, requiring only that a directed spanning tree from the leader exists, composed of channels that eventually satisfy the ADD property. This algorithm requires that processes know n , the number of processes. Then, the paper shows how to extend the ideas to design an algorithm for the case where n is unknown in arbitrarily connected networks. Initially a process knows only its set of incident channels. Interestingly enough, eventually the size of the messages used by this algorithm is also $O(\log n)$.

We put particular attention to the size of the messages because it plays an important role in the time it takes for the processes to agree on the same leader, yet we show that our algorithms elect a leader in essentially optimal time. When designing ADD-based algorithms, it is challenging to transmit a large message by splitting it into smaller messages, due to the uncertainty created by the fact that, while the constants K and D do exist, a process knows neither them nor the time from which the channels forever satisfy them. This type of difficulty is also encountered in the design of leader election algorithms under weak eventual synchrony assumptions, e.g., [1,8,22]. Also in self-stabilizing problems, where ideas similar to our hopbound technique have been used [6], as well as in [22]. We found it even more challenging to work under the assumption that some edges might not satisfy any property at all; our algorithm works under the assumption that only edges on an (unknown to the processes) spanning tree are guaranteed to comply with the ADD property.

2 Model of Computation

Process model The system consists of a finite set of n processes $\Pi = \{p_1, p_2, \dots, p_n\}$. Every process p_i has an identity, and without loss of generality we consider that the identity of p_i is its index i . As there is no ambiguity, we use indifferently p_i or i to denote the same process.

Every process p_i has also a read-only local clock $\text{clock}_i()$, which is assumed to generate ticks at a constant rate³. Local clocks need not to be synchronized to exhibit the same time value at the same time, local clocks are used only to implement timers. To simplify the presentation, it is assumed that local computations have zero duration.

Any number of processes may fail by crashing. A process is *correct* if it does not crash, otherwise, it is *faulty*.

Virtual global clock For notational simplicity, we assume the existence of an external reference clock which remains always unknown to the processes. The range of its ticks is the set of natural numbers. It allows to associate consistent dates with events generated by the algorithm.

Communication network It is represented by a directed graph $G = (\Pi, E)$, where an edge $(p_i, p_j) \in E$ means that there is a unidirectional channel that allows the process

³ However, the algorithm presented below can be adapted in the case where local clocks can suffer bounded drifts, these drifts being known by the processes.

p_i to send messages to p_j . A bidirectional channel can be represented by two unidirectional channels, possibly with different timing assumptions. process p_i has a set of input channels and a set of output channels.

The graph connectivity requirement on the communication graph G depends on the problem to be solved. It will be stated in the section 4 and 5 devoted to the proofs of the proposed algorithms.

Basic channel property It is assumed that no directed channel creates, corrupts, or duplicates messages.

The ADD property A directed channel (p_i, p_j) satisfies the *ADD property* if there are two constants K and D (unknown to the processes⁴) such that

- for every K consecutive messages sent by p_i to p_j , at least one is delivered to p_j within D time units after it has been sent. The other messages from p_i to p_j can be lost or experience arbitrary delays.

Each directed channel can have its own pair (K, D) . To simplify the presentation, and without loss of generality, we assume that the pair (K, D) is the same for all the channels.

The \diamond ADD property The eventual ADD property, states that the ADD property is satisfied only after an unknown but finite period of time. Hence this weakened property allows the system to experience an initial anarchy period during which the behavior of the channels is arbitrary.

The Span-Tree assumption We consider that there is a time τ after which there is a directed spanning tree (i) that includes all the correct processes and only them, (ii) its root is the correct process with the smallest identity, and (iii) its channels satisfy the \diamond ADD property. This behavioral assumption is called *Span-Tree* in the following.

Eventual leader election Assuming a read-only local variable $leader_i$ at each process p_i , the leader failure detector Ω satisfies the following properties [2,17]:

- *Validity*: For any process p_i , each read of $leader_i$ by p_i returns a process name.
- *Eventual leadership*: There is a finite (but unknown) time after which the local variables $leader_i$ of all the correct processes contain forever the same process name, which is the name of one of them.

3 Eventual Leader Election with Known Membership

This section presents Algorithm 1 that implements Ω , assuming each process knows n . Parameter T denotes an arbitrary duration. Its value affects the efficiency of the algorithm, but not its correctness⁵.

⁴ Always unknown, as the global time, also never known by the processes.

⁵ If T is too big, the failure detection of a process currently considered as a leader can be delayed. On the contrary, a too small value of T can entail false suspicions of the current eventual leader p_j until the corresponding timer $timer_i[j]$ has been increased to an appropriate timeout value.

3.1 Local variables at a process p_i

Each process p_i manages the following local variables.

- $in_neighbors_i$ (resp., $out_neighbors_i$) is a (constant) set containing the identities of the processes p_j such that there is channel from p_j to p_i (resp., there is channel from p_i to p_j).
- $leader_i$ contains the identity of the elected leader.
- $timeout_i[1..n, 1..n]$ is a matrix of timeout values and $timer_i[1..n, 1..n]$ is a matrix of timers, such that the pair $\langle timer_i[j, n - k], timeout_i[j, n - k] \rangle$ is used by p_i to monitor the elementary paths from p_j to it whose length is k .
- $hopbound_i[1..n]$ is an array of non-negative integers; $hopbound_i[i]$ is initialized to n , while each other entry $hopbound_i[j]$ is initialized to 0. Then, when $j \neq i$, $hopbound_i[j] = n - k \neq 0$ means that, if p_j is currently considered as leader by p_i , the information carried by the last message $ALIVE(j, n - 1)$ sent by p_j to its out-neighbors (which forwarded $ALIVE(j, n - 2)$ to their out-neighbors, etc.) went through a path⁶ of k different processes before being received by p_i . The code executed by p_i when it receives a message $ALIVE(j, -)$ is detailed in Section 3.2. The identifier $hopbound$ stands for “upper bound on the number of forwarding” that—due to the last message $ALIVE(j, -)$ received by p_i —the message $ALIVE(j, -)$ sent by p_i has to undergo to be received by all processes. It is similar to a *time-to-live* value.
- $penalty_i[1..n, 1..n]$ is a matrix of integers such that p_i increases $penalty_i[j, n - k]$ each time the $timer_i[j, n - k]$ expires. It is a penalization counter monitored by p_i with respect to the elementary paths of length k starting at p_j and ending at p_i .
- $not_expired_i$ is an auxiliary local variable.

3.2 General principle of the algorithm

As many other leader election algorithms, Algorithm 1 elects the process that has the smallest identity among the set of correct processes by keeping as a candidate to be the leader the smallest identifier received as it is explained in the following sections. It is made up of three main sections: the one that generates and forwards the $ALIVE()$ messages, the one that receives $ALIVE()$ messages and the one that handles the timer expiration. Every section is described in detail below.

Generating and forwarding messages (Lines 6-9) Every T time units of clock $clock_i()$, a process p_i sends the message $ALIVE(leader_i, hopbound_i[leader_i] - 1)$.

A message $ALIVE(*, n - 1)$ is called *generating* message. A message $ALIVE(*, n - k)$ such that $1 < k < n - 1$, is called *forwarding* message (in this case it is the forwarding of the last message $ALIVE(leader_i, hopbound)$ previously received by p_i). Moreover, the value $n - k$ is called *hopbound value*. When a process p_i starts the algorithm, it proposes itself as candidate to be leader.

A message is sent if predicate $hopbound_i[leader_i] > 1$ of line 7 is true, The message sent is then $ALIVE(leader_i, hopbound_i[leader_i] - 1)$.

⁶ In the graph theory, such a cycle-free path is called an *elementary* path.

The message forwarding is motivated by the fact that, if $\text{hopbound}_i[\text{leader}_i] > 1$, maybe processes have not yet received a message $\text{ALIVE}(\text{leader}_i, -)$ whose sending was initiated by leader_i and then forwarded along paths of processes (each process having decreased the carried hopbound value) has not reached all the processes. In this case, p_i must participate in the forwarding. To this end, it sends the message $\text{ALIVE}(\text{leader}_i, \text{hopbound}_i[\text{leader}_i] - 1)$ to each of its out-neighbors (line 8).

Let us observe that during the anarchy period during which, due to the values of the timeouts and the current asynchrony, channel behavior and process failure pattern, several generating messages $\text{ALIVE}(*, n - 1)$ can be sent by distinct processes (which compete to become leader) and forwarded by the other processes with decreasing hopbound values. But, when there are no more process crashes and there are enough directed channels satisfying the ADD property, there is a finite time from which a single process (namely, the correct process p_ℓ with the smallest identity) sends messages $\text{ALIVE}(\ell, n - 1)$ and no other process p_j sends the generating message $\text{ALIVE}(j, n - 1)$.

Message reception (Lines 10-17) When a process p_i such that $\text{leader}_i \neq i$ receives a message $\text{ALIVE}(\ell, n - k)$, it learns that (a) p_ℓ is candidate to be leader, and (b) there is a path with k hops from p_j to itself.

If $\ell \leq \text{leader}_i$, p_i considers ℓ as its current leader (line 11). Hence, if $\ell < \text{leader}_i$, p_ℓ becomes its new leader, otherwise it discards the message. This is due to the fact that p_i currently considers leader_i as leader, and the eventual leader must be the correct process with the smallest identity.

Then, as the message $\text{ALIVE}(\ell, n - k)$ indirectly comes from $\text{leader}_i = \ell$ (which generated $\text{ALIVE}(\ell, n - 1)$) through a path made up of k different processes, p_i increases the associated timeout value if the timer $\text{timer}_i[\text{leader}_i, hb]$ expired before it received the message $\text{ALIVE}(\ell, hb)$ (line 13). Moreover, whether $\text{timer}_i[\text{leader}_i, hb]$ expired or not, p_i resets $\text{timer}_i[\text{leader}_i, hb]$ (line 14) and starts a new monitoring session with respect to its current leader and the cycle-free paths of length hb from leader_i to it.

The role of the timer $\text{timer}_i[\ell, hb]$ is to allow p_i to monitor p_ℓ with respect to the forwarding of the messages $\text{ALIVE}(\ell, hb)$ it receives such that $hb = n - k$ (i.e., with respect to the messages received from p_j along paths of length k).

Finally, p_i updates $\text{hopbound}_i[\text{leader}_i]$. To update it, p_i first computes the value of not_expired_i (line 15) which is a bag of cycle-free path lengths x such that $\text{timer}_i[\text{leader}_i, n - x]$ is still running⁷. To this end, the idea then is to select the less penalized path (hence the “smallest non-negative value” at line 16). But, it is possible that there are different cycle-free paths of lengths x_1 and x_2 such that we have $\text{penalty}_i[\text{leader}_i, n - x_1] = \text{penalty}_i[\text{leader}_i, n - x_2]$. In this case, in a conservative way, $\max(n - x_1, n - x_2)$ is selected to update the local variable $\text{hopbound}_i[\text{leader}_i]$.

Timer expiration (Lines 18-23) Given a process p_i , when the timer currently monitoring its current leader through a path of length $k = n - hb$ expires (line 18), it increases its $\text{penalty}_i[\text{leader}_i, n - k]$ entry (line 19).

The entry $\text{penalty}_i[j, n - k]$ is used by p_i to cope with the negative effects of the channels which are on cycle-free paths of length k from p_j to p_i and do not satisfy the

⁷ A bag (also called multiset or pool) is a “set” in which the same element can appear several times. As an example, while $\{a, b, c\}$ and $\{a, b, c, b, b, c\}$ are the same set, they are different bags.

```

initialization —Code for  $p_i$ —
(1)  $leader_i \leftarrow i$ ;  $hopbound_i[i] \leftarrow n$ ; set  $timer_i[i, n]$  to  $+\infty$ ;
(2) for each  $j \in \{1, \dots, n\} \setminus \{i\}$  and each  $x \in \{1, \dots, n\}$  do
(3)    $timeout_i[j, x] \leftarrow 1$ ; set  $timer_i[j, x]$  to  $timeout_i[j, x]$ ;
(4)   set  $penalty_i[j, x]$  to  $-1$ ;  $hopbound_i[j] \leftarrow 0$ 
(5) end for.

(6) every  $T$  time units of  $clock_i()$  do
(7)   if ( $hopbound_i[leader_i] > 1$ ) then
(8)     for each  $j \in out\_neighbors_i$  do send  $ALIVE(leader_i, hopbound_i[leader_i] - 1)$  to  $p_j$  end for
(9)   end if.

(10) when  $ALIVE(\ell, hb)$  such that  $\ell \neq i$  is received
      % from a process in  $in\_neighbors_i$ 
(11)   if ( $\ell \leq leader_i$ ) then
(12)      $leader_i \leftarrow \ell$ ;
(13)     if ( $[timer_i[leader_i, hb]$  expired) then  $timeout_i[leader_i, hb] \leftarrow timeout_i[leader_i, hb] \times 2$  end if;
(14)     set  $timer_i[leader_i, hb]$  to  $timeout_i[leader_i, hb]$ ;
(15)      $not\_expired_i \leftarrow \{x \mid timer_i[leader_i, x] \text{ not expired}\}$ ;
(16)      $hopbound_i[leader_i] \leftarrow \max\{x \in not\_expired \text{ with smallest non-negative } penalty_i[leader_i, x]\}$ 
(17)   end if.

(18) when  $timer_i[leader_i, hb]$  expires and ( $leader_i \neq i$ ) do
(19)    $penalty_i[leader_i, hb] \leftarrow penalty_i[leader_i, hb] + 1$ ;
(20)   if ( $\bigwedge_{1 \leq x \leq n} ([timer_i[leader_i, x]$  expired)) then
(21)      $leader_i \leftarrow i$ 
(22)   else       same as lines 15-16
(23)   end if.

```

Algorithm 1: Eventual leader election in the \diamond ADD model with known membership

ADD property. More precisely we have the following. If, while p_i considers p_j is its current leader (we have then $leader_i = j$), and $timer_i[j, n - k]$ expires, p_i increases $penalty_i[j, n - k]$. The values in the vector $penalty_i[j, 1..n]$ are then used at lines 15-16 (and line 22) to update $hopbound_i[leader_i]$ which (if p_j is the eventually elected leader) will contain the length of a cycle-free path from p_j to p_i made up of \diamond ADD channels (i.e., a path on which $timer_i[j, n - k]$ will no longer expire).

Then, if for all the hopbound values, the timers currently monitoring the current leader have expired (line 20), p_i becomes candidate to be leader (line 21).

If one (or more) timer monitoring its current leader has not expired, p_i recomputes the path associated with the less penalized hopbound value in order to continue monitoring $leader_i$ (line 22).

4 Proof of Algorithm 1

This section shows that Algorithm 1 elects an eventual leader while assuming the Span-Tree behavioral assumption.

We have to prove that the algorithm satisfies *Validity* and *Eventual Leader Election*. For *Validity*, let us observe that the local variables $leader_i$ of all the processes always contain a process identity. Hence, we must only prove *Eventual Leader Election*, i.e. we must only show that the variables $leader_i$ of all the correct processes eventually converge to the same process identity, which is the identity of one of them.

Due to space limitation, the proof of the lemmas are in the Appendix.

Lemma 1. *Let p_i and p_j be two correct processes connected by a \diamond ADD channel, from p_i to p_j . There is a time after which any two consecutive messages received by p_j on this channel are separated by at most $\Delta = (K - 1) \times T + D$ time units.*

Given any run r of Algorithm 1, let $correct(r)$ denote the set of processes that are correct in this run and $crashed(r)$ denote the set of processes that are faulty in this run.

The following lemma shows that there is a time after which there are no $ALIVE(j, n - k)$ messages with $p_j \in crashed(r)$, i.e. eventually all correct processes stop sending the $ALIVE$ messages from a failed process which proves that once a leader fails, eventually all processes elect a new leader.

Lemma 2. *Given a run r , there is a time t^a after which there are no messages $ALIVE(i, n - a)$ with $p_i \in crashed(r)$ and $1 \leq a < n - 1$.*

Theorem 1. *Given a run r satisfying the Span-Tree property, there is a finite time after which the variables $leader_i$ of all the correct processes contain the smallest identity $\ell \in correct(r)$. Moreover, after p_ℓ has been elected, there is a finite time after which the only messages sent by processes are $ALIVE(\ell, -)$ messages.*

Theorem 2. *The size of a message is $O(\log n)$.*

Proof. The proof follows directly from the fact that a message carries a process identity which belongs to the set $\{1, \dots, n\}$ and a hopbound number $hopbound$ such that $2 \leq hopbound \leq n - 1$. Since an integer bounded with n can be represented with exactly $\log n$ bits and we have two integers bounded with n we have that the size of every message is $O(\log n)$.

4.1 Time complexity

Given a run r , let ℓ denote the smallest identity such that $\ell \in correct(r)$. Let t^a be the time given by Lemma 2, i.e. a time from which no message from crashed processes is till in transit (they have been received or are lost). Let $t^a \leq t^r$ be the time after which:

1. All failures already happened.
2. All \diamond ADD channels satisfy their constants K and D .

After t^r , let Δ be the constant given by Lemma 1.

Lemma 3. *Let p_i be a correct process such that for every $t > t^r$, $hopbound_i[\ell] = n - k$. Then, for every correct process p_j such there is a \diamond ADD channel from p_i to p_j , $timeout_j[\ell, n - (k + 1)] \leq C + 2^{\log(\lceil \Delta \rceil)}$ with $timeout_j[\ell, n - (k + 1)] = C$ before t^r .*

Lemma 3 states that after t^r , a timeout value is increased a finite number of times. Let t^c be the time after which all timeouts have reached their maximum, namely, no timeout is increased again. The following claims refer to the communication graph after t^c .

Lemma 4. *For every correct process p_i such that there is a minimum length path of \diamond ADD channels of length k from p_ℓ to p_i , $leader_i = \ell$ at time $t^c + (k \times \Delta)$.*

Let \mathcal{D} be the diameter of the underlying spanning-tree of \diamond ADD channels.

Theorem 3. *For every correct process p_i it takes $O(\mathcal{D} \cdot \Delta)$ time to have $leader_i = \ell$.*

Proof. The proof is direct from Lemma 4.

4.2 Simulation experiments

This section presents simulation experiments related to the performance predicted by Theorem 3 of Algorithm 1. Only a few experiments are presented, a more detailed experimental study is beyond the scope of this conference version. Our experiments show that a leader is elected in time proportional to the diameter of the network, in two network topologies: a ring and a random regular graph of degree 3.

Considering the constants K and D satisfied by an \diamond ADD once it stabilizes, Lemma 1 shows that for a given T (the frequency with which the messages are sent), then $\Delta = (K - 1) \times T + D$ is an upper bound on the time of the consecutive reception of two messages by a process. According to Theorem 3, the time to elect a leader is proportional to the diameter of the network, where the K , D and T determine the slope of the function.

For the (time and memory) efficiency of the experiments we assume some simplifying assumptions, which seem sufficient to a preliminary illustration of the results:

- All the channels are \diamond ADD to avoid the need of a penalization array.
- All the messages are delivered within time at most D or not delivered at all. This is sufficient to illustrate the convergence time to a leader. Additional experimental work is needed to determine the damage done by messages that are delivered very late.
- We selected $K = 4$, $D = 12$ and $T = 1, 5, 10$.

Convergence experiments The experiments of the ring in Figure 1 and Figure 2, are when the probability of a message being lost is 1%, and 99% respectively. The case of a random graph of degree 3 up to 50,000 nodes is in Figure 3 when the probability of a message being lost is 1%. These experiments verify that indeed the convergence time is proportional to the diameter. The constants appear to be smaller than Δ , the one predicted by Theorem 3.

Simulation details We performed our simulation results in a 48 multicore machine with 256GB of memory, using a program based on the Discrete Event Simulator *Simpy*, a framework for Python. We used the *Networkx* package to model graph composed of ADD channels. For the ring simulations, experiments were performed for each n from 10 up to 400 nodes, and taking the average of 10 executions, for each value of n . For the random regular networks, the degree selected was 3, and experiments starting with n starting in 100, up to 10,000, taking the average of 5 executions. The n was incremented by 100 to reach 10,000 and from then on until 50,000 we incremented n by 10,000 each time. A performance impediment was indeed the large amount of memory used.

The convergence time curves we obtained for the ring experiment are functions of the form $f(x) = c \cdot x$, where x represents the diameter of the network, and the constant c is, roughly, between 2.5 and 4.5 as T goes from 1 to 10. While for the random regular networks, we again got a constant that doubled in size, roughly, as T goes from 1 to 10. This behavior seems to be better than the one predicted by Theorem 3, which says that the constant c should have grown 10 times.

Re-election convergence simulation If an elected leader fails, we would like to know in how much time a new leader is elected.

Note that the \diamond ADD channels can arbitrarily delay the delivery of some messages. This condition has a great impact in the time it takes to Algorithm 1 to change a failed leader. For the following simulations again we assume that all the messages are delivered within time at most D or not delivered at all. But note that in a realistic scenario, we can ease the impact of the arbitrarily delayed messages by adding a timestamp to every message and keeping track for every neighbor of this timestamp. If the timestamp of the recently received message is smaller than the current one, just ignore the message. This timestamp does not have a bound, but if we use an integer and increase it by one every second that a message is sent, this integer can hold on up for a century without overflowing⁸. By adding an integer to the message, we keep messages of size $O(\log n)$.

For the simulation of Figure 4 we selected $K = 4$, $D = 12$, $T = 1$ and the probability of a message being lost is 1%. We performed this simulation on a ring. The algorithm starts at time t_0 and continues its execution till the average time in which a leader is elected (the curve represented in orange). In this time, the candidate to be the

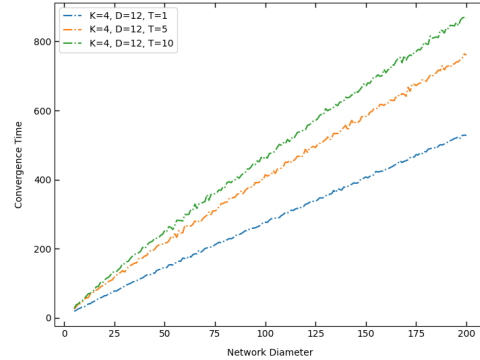


Fig. 1: A ring with drop rate of 1%

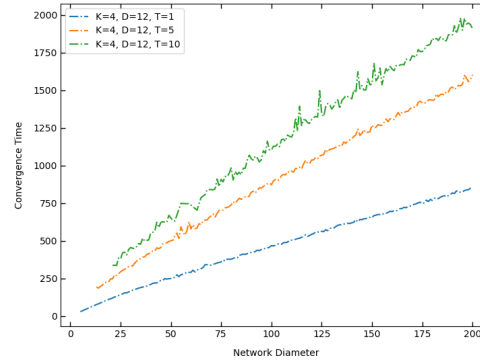


Fig. 2: A ring with drop rate of 99%

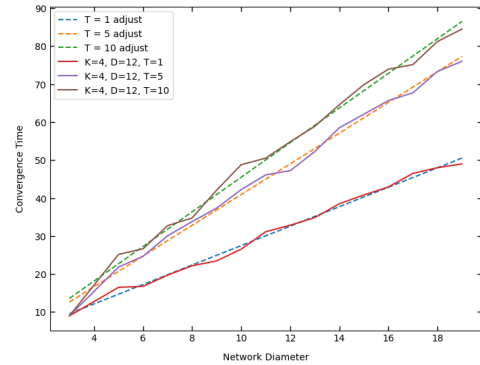


Fig. 3: A 3-regular random graph with drop rate of 1%

⁸ An unsigned integer can be encoded with 32 bits, so its maximum value can be 4294967296. A year has 31536000 seconds.

leader fails and then a timer from an external observer is started in every process. This timer is used to know the average time needed for each process to discard the failed leader (curve represented in purple) and then converge to a new leader (curve represented in blue). This experiment verify that indeed the convergence time after the current leader fails is proportional to the diameter since $\Delta = (K - 1) \times T + D = 3 + 12 = 15$.

5 Eventual Leader Election with Unknown Membership

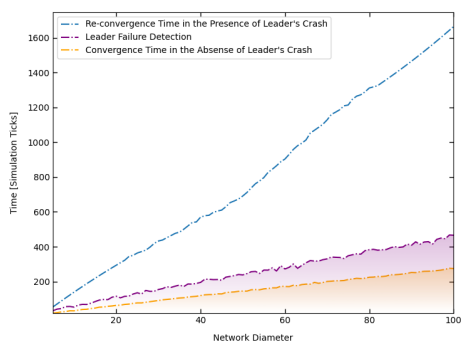


Fig. 4: Convergence time for re-election

Here, while n exists and has a fixed value, it is no longer assumed that processes know it. Consequently, the processes have an “Unknown Membership” of how many and which are the processes in the network. Nevertheless, for convenience, the proposed algorithm still uses the array notation for storing the values of timers, timeouts, hopbounds, etc. (in an implementation dynamic data structures –e.g., lists– should be used).

Algorithm 2 solves eventual leader election in the \diamond ADD model with unknown membership, which means that, initially, a process knows nothing about the network, it knows only its input/output channels.

Our goal is to maintain the $O(\log n)$ bound on the size of the messages even in this model. It seems that it is not easy to come up with a minor modification of the first algorithm. For instance, a classic way of ensuring that forwarding the ALIVE message is cycle-free is to include the path information in the message along which the forwarding occurred, as done in the paper [15]. This would result in message sizes of exponential size, while assuming a slightly different model, we show how to eventually stay with $O(\log n)$ messages.

Furthermore, since we want the complexity to be $O(\log n)$ eventually, we need to design a mechanism that works as a *broadcast* in which once a process p_i knows a new process name from p_j , the later does not need to send to p_i the same information but only the leader information. The proposed mechanism in this paper is not the same as the proposed in [22] since we are preventing processes to send all the known names but eventually, only the leader information.

Since no process has knowledge about the number of participating processes, this number must be learned dynamically as the names of processes arrives. In order to the leader to reach every process in the network, there must be a path of \diamond ADD channels from every correct process to the leader. It follows that an algorithm for eventual leader election in networks with unknown membership cannot be a straightforward extension of the previous algorithm. More precisely, instead of the unidirectional channels and *Span-Tree* assumptions, Algorithm 2 assumes that (i) all the channels are bidirectional \diamond ADD channels, and (ii) the communication network restricted to the correct processes

remains always connected (namely, there is always a path –including correct processes only– connecting any two correct processes).

In Algorithm 1, every process p_i uses n to initialize its local variable $hopbound_i[i]$ (which thereafter is never modified). In the unknown membership model, $hopbound_i[i]$ is used differently, namely it represents the number of processes known by p_i so far. So its initial value is 1. Then, using a technique presented in [22], $hopbound_i[i]$ is updated as processes know about each other: every time a process p_i discovers a new process identity it increases $hopbound_i[i]$.

5.1 General principle of the algorithm

Initially each process p_i only knows itself and how many channels are connected to it. So the first thing p_i needs to do is communicate its identity to its neighbors. Once its neighbors know about it, p_i no longer sends its identity. The same is done with other names that p_i learns. For that, p_i keeps a *pending set* for every channel connected to it that tracks the information it needs to send to its neighbors. So initially, p_i adds the pair (new, i) to every pending set.

During a finite amount of time, it is necessary to send an `ALIVE()` message to every neighbor without any constraint because the set of process names needs to be communicated to other processes. That is, information about a leader might be empty and the message only contains the corresponding pending set.

When process p_i receives an `ALIVE()` message from p_j , this message can contain information about the leader and the corresponding pending set that p_j saves for p_i . First, p_i processes the information contained in the pending set and then processes the information about the leader.

How p_i learns new process names If p_i finds a pair with a name labeled as *new* and is not aware of it, it stores the new name in the set $known_i$, increases its hopbound value, and adds to every pending set (except to the one belonging to p_j) this information labeled as *new*. In any case, p_i needs to communicate p_j that it already knows that information, so p_i adds this information to the pending set of p_j but labeled as an acknowledgment.

When p_j receives *name* labeled as an acknowledgment from p_i , i.e. $(ack, name)$, it stops sending the pair $(new, name)$ to it, so it deletes that pair from p_i 's pending set. Eventually, it receives a pending set from p_j not including $(new, name)$, so p_i deletes $(ack, name)$ from p_j 's pending set.

How p_i processes the leader information As in Algorithm 1, every process keeps as leader a process with minimum id. Since it is assumed that all the channels are \diamond ADD, there is no need to keep a timer for every hopbound value or a penalty array. In this case, process p_i keeps the greatest $n - k$, i.e. hopbound value that it receives from the process it considers to be the leader. If this value (or a greater one) does not arrive on time, p_i proposes itself as the leader. In case a smaller hopbound value of the leader arrives, it is only taken if its timer expired.

5.2 Local variables at each process p_i

Each process p_i manages the following local variables.

- $leader_i$ contains the identity of the candidate leader.

- $hopbound_i[1..)$ is an array of natural numbers; $hopbound_i[i]$ is initialized to 1.
- $timeout_i[\cdot]$ and $timer_i[\cdot]$ have the same meaning as in Algorithm 1. So, when p_i knows p_j , the pair $(timer_i[j], timeout_i[j])$ is used by p_i to monitor the sending of messages by p_j (which is not necessarily a neighbor of p_i).
- $known_i$ is a set containing the processes currently known by p_i . At the beginning, p_i only knows itself.
- $out_neighbors_i$ is a set containing the names of the channels connecting p_i to its neighbor processes. The first time p_i receives through channel m a message sent by a process p_j , p_j and m become synonyms
- $pending_i[1, \dots, k]$ is a new array in which, when p_i knows p_j , $pending_i[j]$ contains the pairs of the form $(label, id)$ that are pending to be send through channel connecting p_i and p_j . There are two possible labels, denoted *new* and *ack*.

5.3 Detailed behavior of a process p_i

The code of Algorithm 2 addresses two complementary issues: the management of the initially unknown membership, and the leader election.

Initialization (Lines 1-4) Initially, each process p_i knows only itself and how many input/output channels it has. Moreover, it does not know the name of the processes connected to these channels (if any) and how many neighbors it has (the number of channels is higher or equal to the number of neighbors). So when the algorithm begins, it proposes itself as the leader and in the pending sets of every channel adds its pair (new, i) for neighbors to know it.

Sending a message (Lines 5-11) Every T units of time, p_i sends a message through every channel m . In some cases the leader information is empty because of the condition of line 7. But in any case, it must send a message that includes information about the network that is included in the set $pending_i[j]$.

Receiving a message (Lines 12-38) When p_i receives a message (line 12) from process p_j (through channel m), at the beginning it knows from which channel it came and eventually knows from whom is from. When the message is received, the information included in $pending$ (lines 14-29) is processed, and then the leader information is processed (lines 30-38).

Processing new information (Lines 14-29) The input parameter set $pending$ includes pairs of the form $(label, id)$, where $label \in \{new, ack\}$ and id is the name of some process. When p_i processes the pairs that it received from p_j there can be two kind of pairs. The first is a pair with label *new* (line 15), which means that p_j is sending new information (at least for p_j) to p_i . When this information is actually new for p_i (line 17) then, it stores this new name, increases its hopbound entry and adds to every pending set (but not the one from which it received the information) this new information (line 20).

In case that p_i already knows the information labeled as *new* for p_j (line 21), then p_i needs to check if it is included in the pending set to p_j this information as *new* too. If that is the case, then it deletes from $pending[m]$ this pair (line 22). In any case, p_i adds to the pending set the pair (ack, k) for sending through the channel from where this message was received (line 23).

If p_i receives the pair (ack, k) (line 25), then it deletes the pair (new, k) from the set $pending_i[m]$, because the process that sent this pair, already knows k .

```

(1) initialization —Code for  $p_i$ —
(2)  $leader_i \leftarrow i$ ;  $hopbound_i[i] \leftarrow 1$ ;
(3)  $known_i \leftarrow \{i\}$ ;  $out\_neighbors_i$  initialized to the channels of  $p_i$ ;
(4) for each  $m \in out\_neighbors_i$  do  $pending_i[m] \leftarrow \{(new, i)\}$  end for.

(5) every  $T$  time units of  $clock_i()$  do
(6)   for each channel  $m \in out\_neighbors_i$  (let  $p_j$  be the associated neighbor) do
(7)     if ( $hopbound_i[leader_i] > 1$ )
(8)       then send ALIVE( $leader_i, hopbound_i[leader_i] - 1, pending_i[j]$ ) to  $p_j$ 
(9)       else send ALIVE( $\perp, \perp, pending_i[j]$ ) to  $p_j$ 
(10)      end if
(11)   end for.

(12) when ALIVE( $\ell, hb, pending$ ) is received from  $p_j$  through channel  $m$ 
      % from then on:  $p_j$  and  $m$  are synonyms from an addressing point of view
(13)    $set_i \leftarrow \emptyset$ ;
(14)   for each ( $label, k$ )  $\in pending$  do
(15)     if ( $label = new$ )
(16)       then  $set_i \leftarrow set_i \cup \{k\}$ ;
(17)       if ( $k \notin known_i$ )
(18)         then  $known_i \leftarrow known_i \cup \{k\}$ ;  $hopbound_i[i] \leftarrow hopbound_i[i] + 1$ ;
(19)         add an entry in  $timeout_i, timer, hopbound_i$ ;
(20)         add ( $new, k$ ) to every  $pending[p]$  with  $p \neq m$ 
(21)       else if ( $(new, k) \in pending_i[m]$ )
(22)         then  $pending_i[m] \leftarrow pending_i[m] \setminus (new, k)$  end if;
(23)          $pending_i[m] \leftarrow pending_i[m] \cup (ack, k)$ 
(24)       end if
(25)     else  $pending_i[m] \leftarrow pending_i[m] \setminus (new, k)$ 
(26)     end if
(27)   end for;
(28)   for each ( $ack, k$ )  $\in pending_i[m]$  such that  $k \notin set_i$  do
(29)      $pending_i[m] \leftarrow pending_i[m] \setminus \{(ack, k)\}$  end for;
(30)   if ( $\ell \leq leader_i$  and  $\ell \neq i$ )
(31)     then  $leader_i \leftarrow \ell$ ;
(32)     if ( $hb \geq hopbound_i[leader_i]$ )  $\vee$  ( $timer_i[leader_i]$  expired)
(33)       then  $hopbound_i[leader_i] \leftarrow hb$ ;
(34)       if ( $timer_i[leader_i]$  expired)
(35)         then  $timeout_i[leader_i, hb] \leftarrow timeout_i[leader_i, hb] \times 2$  end if;
(36)         set  $timer_i[leader_i]$  to  $timeout_i[leader_i]$ 
(37)       end if
(38)     end if.

(39) when ( $timer_i[leader_i]$  expires) do  $leader_i \leftarrow i$ .

```

Algorithm 2: Eventual leader election in the \diamond ADD model with unknown membership

Processing the leader related information (Lines 30-38). If the leader related information is not empty, p_i processes it. As in the first algorithm, if the identity of the

proposed leader is smaller than the current one, then it is set as p_i 's new leader (line 31). Then, it processes the hopbound. If the recently arrived hopbound is greater than the one currently stored, then the recently arrived is set as the new hopbound (line 33). If the timer for the expected leader expired, it needs more time to arrive to p_i , so the timeout is increased (line 35) and the timer is set to timeout (line 36).

Deleting pairs (Lines 21, 25 and 28). If some process p_i wants to send some information k to p_j , it adds to the pending set of p_j the pair (new, k) . When p_j receives this pair, it looks if this is already in its set, in that case, it deletes the pair from p_i 's pending set (line 21). Then, p_j adds an (ack, k) to the pending set of p_i . As soon as p_i receives this pair from p_j , it deletes from p_j 's pending set the pair (new, k) (line 25). So when p_j receives a pending set from p_i without the pair (new, k) , it means that p_i already received the acknowledgment message, so p_j deletes (ack, k) from p_i 's pending set (line 28).

Timer expiration (Line 39). When the timer for the expected leader expires, p_i proposes itself as the leader.

Notice that, when compared to Algorithm 1, Algorithm 2 does not use the local arrays $penalty_i[1..n, 1..n]$ employed to monitor the paths made of non-ADD channels.

6 Underlying Behavioral Assumption and Proof of Algorithm 2

Basic behavioral assumption In the following we consider that there is a time τ after which no more failures occur, and the network is such that (i) all the channels are bidirectional $\diamond ADD$ channels, and (ii) the communication network restricted to the correct processes remains always connected. Assuming this, this section shows that Algorithm 2 eventually elects a leader despite initially unknown membership. All the proofs of this algorithm are in the appendix.

7 Conclusion

The $\diamond ADD$ model has been studied in the past as a realistic, particularly weak communication model. A channel from a process p to a process q satisfies the ADD property if there are two integers K and D (which are unknown to the processes) and a finite time τ (also unknown to the processes) such that, after τ , in any sequence of K consecutive messages sent by p to q at least one message is delivered by q at most D time units after it has been sent. Assuming first that the correct processes are connected by a spanning tree made up of $\diamond ADD$ channels, this article has presented an algorithm that elects an eventual leader, using messages of only size $O(\log n)$. Previous algorithms in the $\diamond ADD$ model implemented an eventually perfect failure detector, with messages of size $O(n \log n)$. In addition to this, the article has presented a second eventual leader election algorithm in which no process initially knows the number of processes. This algorithm sends larger messages, to be able to estimate n , but only for a finite amount of time, after which the size of the messages is again $O(\log n)$. We conjecture that it is necessary, that the process identities are repeatedly communicated to the potential leader. Although we proved that our algorithms elect a leader in time proportional to the diameter of the graph, many interesting question related to performance remain open.

References

1. Aguilera M., Delporte-Gallet C., Fauconnier H. and Toueg S., Communication-efficient leader election and consensus with limited link synchrony. *23th ACM Symposium on Principles of Distributed Computing (PODC'04)*, ACM press, pp. 328–337 (1996)
2. Chandra T.D., Hadzilacos V., and Toueg S., The weakest failure detector for solving consensus. *Journal of the ACM*, 43(4):685-722 (1996)
3. Chandra T.D. and Toueg S., Unreliable failure detectors for reliable distributed systems. *Journal of the ACM*, 43(2):225-267 (1996)
4. Chandy K.M. and Lamport L., Distributed snapshots: determining global states of distributed systems. *ACM Transactions on Computer Systems*, 3(1):63–75 (1985)
5. Delporte-Gallet C. Devismes S. and Fauconnier H., Stabilizing leader election in partial synchronous systems with crash failures. *Journal of Parallel and Distributed Computing*, 70(1):45-58 (2010)
6. Altisen K. Devismes S., Dubois S. and Petit F., Introduction to Distributed Self-Stabilizing Algorithms. *Distributed Computing Theory. Morgan and Claypool Publishers* (2019)
7. Fernández-Campusano C., Larrea M., Cortiñas R., and Raynal M., A distributed leader election algorithm in crash-recovery and omissive systems. *Information Processing Letters*, 118:100-104 (2017)
8. Fernández A., Jimenez E., Raynal M., and Trédan G., A timing assumption and two t -resilient protocols for implementing an eventual leader service in asynchronous shared-memory systems. *Algorithmica*, 56(4):550-576, 2010
9. Fernández A. and Raynal M., From an asynchronous intermittent rotating star to an eventual leader. *IEEE Transactions on Parallel and Distributed Systems*, 21(9):1290-1303 (2010)
10. Fetzer Ch., Fail-awareness in timed asynchronous systems. *15th ACM Symposium on Principles of Distributed Computing (PODC'96)*, ACM press, pp. 314-341 (1996)
11. Higham L. and Przytycka T., A simple efficient algorithm for maximum finding on rings. *Information Processing Letters*, 58:319-324 (1996)
12. Hutle M., An efficient failure detector for sparsely connected networks. *IASTED Int'l Conference on Parallel and distributed Computing and Networks*, pp. 369-374 (2004)
13. Jimenez E., Arevalo S. and Fernandez A., Implementing unreliable failure detectors with unknown membership, *Information Processing Letters*, 100(2) (2006):60-63 (2006)
14. Larrea M., Soraluze I., Cortiñas R., Raynal M., Specifying and implementing an eventual leader service for dynamic systems. *Int'l Journal of Web and Grid Services*, 8(3):204-224 (2012)
15. Kumar S. and Welch J.L., Implementing $\diamond P$ with bounded messages on a network of ADD channels. *Parallel Processing Letters*, Vol. 29(1) 1950002, 12 pages (2019)
16. Mendivil J.-R., Arrieta I., and Raynal M., Leader election: From Higham-Przytycka's algorithm to a gracefully degrading algorithm. *6th Int'l Conference on Complex, Intelligent, and Software Intensive Systems (CISIS'12)*, IEEE Computer Press, pp. 225-232 (2012)
17. Raynal M., A short introduction to failure detectors for asynchronous distributed systems *ACM SIGACT News*, Vol. 36 (1), pp. 53-70 (2005)
18. Raynal M., *Distributed algorithms for message-passing systems*. Springer, 510 pages, ISBN 978-3-642-38122-5 (2013)
19. Raynal M., *Concurrent programming: algorithms, principles and foundations*. Springer, 515 pages, ISBN 978-3-642-32026-2 (2013)
20. Raynal M., *Fault-tolerant message-passing distributed systems: an algorithmic approach*. Springer, 492 pages, ISBN 978-3-319-94140-0 (2018)
21. Sastry S. and Pike S.M., Eventually perfect failure detectors using ADD channels. *5th Int'l Symposium on Parallel and Distributed Processing and Applications (ISPA'07)*, Springer LNCS 4742, pp. 483-496 (2007)

22. Vargas K., Rajsbaum S., and Raynal M., An eventually perfect failure detector for networks of arbitrary topology connected with ADD channels using time-to-live values. *Parallel Processing Letters*, 30(2), 2050006, 23 pages (2020). A preliminary version appeared in the 49th IEEE/IFIP Int. Conf. on Dependable Systems and Networks (DSN'2019), pp. 264–275.

A Proofs omitted from the main text

Lemma 1 *Let p_i and p_j be two correct processes connected by a \diamond ADD channel, from p_i to p_j . There is a time after which any two consecutive messages received by p_j on this channel are separated by at most $\Delta = (K - 1) \times T + D$ time units.*

Proof. For the channel (p_i, p_j) , let us consider a time from which it satisfies the ADD property. Due to the ADD property, the channel delivers then to p_j (at least) one message from every sequence of K consecutive messages sent by p_i . Moreover, this message takes at most D time units. This means that at most $(K - 1)$ messages can be lost (or take more than D time units) between two messages from p_i delivered consecutively by p_j . As p_i sends a message every T clock ticks and the local clocks run at a constant speed, the maximal delay between the consecutive receptions by p_j of messages sent by p_i is $\Delta = (K - 1) \times T + D$.

Lemma 2 *Given a run r , there is a time t^a after which there are no messages $\text{ALIVE}(i, n - a)$ with $p_i \in \text{crashed}(r)$ and $1 \leq a < n - 1$.*

Proof. The proof of this lemma is by induction over a .

Base case: $a = 1$. There is a time t^1 after which no process sends $\text{ALIVE}(i, n - 1)$ messages with $p_i \in \text{crashed}(r)$.

Let us remind that a generating message $\text{ALIVE}(i, n - 1)$ can be sent only by process p_i . If p_i crashes, it sends a finite number of messages $\text{ALIVE}(i, n - 1)$. As this is true for any process that crashes, there is a finite time t^1 after which generating messages are sent only by correct processes.

Induction case: Let us assume there is a time t^a after which no process sends messages $\text{ALIVE}(i, n - a)$ with $p_i \in \text{crashed}(r)$ and $1 \leq a < n - 1$. To show that there is a time t^{a+1} after which no process sends $\text{ALIVE}(i, n - (a + 1))$ with $p_i \in \text{crashed}(r)$ and $1 < a + 1 \leq n - 1$, we consider two cases.

- Case 1: $a + 1 \neq n - 1$. Since channels neither create nor duplicate messages and processes send a finite number of forwarding messages $\text{ALIVE}(i, n - a)$ before t^a (as defined by induction assumption), there is a finite time at which every process p_j whose $\text{timer}_j[i, n - a]$ is running, is such that $\text{timer}_j[i, n - a]$ expires for the last time. When this occurs the predicate at line 20 is evaluated. If the predicate is true (i.e. all the timers for p_i expired), p_j proposes itself as leader. Hence, the lemma follows from the fact the next ALIVE message that p_j sends, cannot be $\text{ALIVE}(i, -)$.

If the predicate at line 20 is not true, p_j computes a new hopbound value (with respect to p_i if p_j still considers it as its current leader), which is the greatest hopbound value whose timer has not expired and which has the lowest penalty number (line 22). It follows from the induction assumption that, after time t^a , no process sends $\text{ALIVE}(i, n - a)$ messages with $1 \leq a < n - 1$. Then, the new hopbound value (with respect to p_i) must be at most $n - (a + 1)$. So in the next ALIVE message, the

- greatest hopbound value (with respect to p_i) that can be sent by any process p_j is $(n - (a + 2))$, so no process p_j sends forwarding messages $\text{ALIVE}(i, n - (a + 1))$.
- Case 2: $a + 1 = n - 1$. The proof of this case follows directly from the predicate at line 7 (namely $\text{hopbound}_j[i] > 1$), which prevents any process p_j to send a message $\text{ALIVE}(*, 1)$.

Theorem 1 *Given a run r satisfying the Span-Tree property, there is a finite time after which the variables leader_i of all the correct processes contain the smallest identity $\ell \in \text{correct}(r)$. Moreover, after p_ℓ has been elected, there is a finite time after which the only messages sent by processes are $\text{ALIVE}(\ell, -)$ messages.*

Proof. Initially (as any other process) the correct process p_ℓ with the smallest identity considers itself leader (line 1). Then it can be demoted only at line 12 when it receives a message $\text{ALIVE}(j, -)$ such that $j < \text{leader}_\ell = \ell$ (line 11). As p_ℓ is the correct process with the smallest identity, it follows that such a message was sent by a faulty process p_j (that crashed after it sent the generating message $\text{ALIVE}(j, n - 1)$). Due to Lemma 2, there is a finite time τ after which there are no more messages $\text{ALIVE}(j, -)$ such that $j < \ell$. Hence, whatever the faulty process p_j , there is time $\tau' > \tau$ at which all the timers $\text{timer}_i[j, hb]$ with $hb \leq n - 1$, have expired, and then p_ℓ considers itself leader (line 21). Then, due to the predicate of line 11, it can no longer be locally demoted. Moreover, due to Span-Tree assumption, there is a path made up of correct processes connected by $\diamond\text{ADD}$ channels from p_ℓ to any other correct process. Due to Lemma 1 it follows then that there is a finite time after which each correct process repeatedly receives messages $\text{ALIVE}(\ell, -)$ with some hopbound value. Due to lines 11-12, processes adopts p_ℓ as leader. Since processes are repeatedly receiving messages $\text{ALIVE}(\ell, -)$ with some hopbound value, the predicate at line 20 cannot become true as at least one hopbound value is always arriving on time at every correct process.

After p_ℓ has been elected, any alive process p_i is such that forever $\text{leader}_i = \ell$ and $\text{timer}_i[\ell, -]$ for some hopbound value never expires. It follows that, at line 8, a process p_i can send $\text{ALIVE}(\ell, -)$, messages only.

Lemma 3 *Let p_i be a correct process such that for every $t > t^r$, $\text{hopbound}_i[\ell] = n - k$. Then, for every correct process p_j such there is an $\diamond\text{ADD}$ channel from p_i to p_j , $\text{timeout}_j[\ell, n - (k + 1)] \leq C + 2^{\log(\lceil \Delta \rceil)}$ with $\text{timeout}_j[\ell, n - (k + 1)] = C$ before t^r .*

Proof. Since p_i sends a message every T units of time, by Lemma 1, after t^r , the maximum delay between the consecutive reception of two messages from p_i to p_j is Δ . After t^r , the $\text{timeout}_j[\ell, n - (k + 1)]$ stops changing when $\Delta \leq \text{timeout}_i[\ell, n - (k + 1)]$, so it cannot happen again that p_j expires $\text{timer}_i[\ell, n - (k + 1)]$. Therefore, the timeout is not incremented again. So in the case where $\text{timeout}_i[\ell, n - (k + 1)] \geq \Delta$ before t^r , this lemma is true.

In the other case, consider that $\Delta \leq \lceil \Delta \rceil$ and then $2^{\log(\Delta)} \leq 2^{\log(\lceil \Delta \rceil)}$. Since the timeout increment under false suspicions is exponential, $\text{timeout}_i[\ell, n - (k + 1)]$ needs to be incremented at most $\lceil \log \Delta \rceil$ times for $\Delta \leq \text{timeout}_i[\ell, n - (k + 1)]$. Once it is true that $\Delta \leq \text{timeout}_i[\ell, n - (k + 1)]$, it cannot happen again that p_i expires $\text{timer}_i[\ell, n -$

$(k+1]$, so the timeout is not incremented again. Therefore $timeout_i[\ell, n - (k+1)] \leq C + 2^{\lceil \log(\lceil \Delta \rceil)}$.

Lemma 4 *For every correct process p_i such that there is a minimum length path of \diamond ADD channels of length k from p_ℓ to p_i , $leader_i = \ell$ at time $t^c + (k \times \Delta)$.*

Proof. Let $S^k = \{p_i \mid \text{there is a minimum length path of } \diamond \text{ ADD channels from } p_\ell \text{ to } p_i\}$ and let x be the maximum length of a minimum length path of \diamond ADD channels from p_ℓ to any correct process. The proof is by induction.

Inductive base. At time $t^c + \Delta$, every $p_i \in S^1$ has $leader_i = \ell$.

Since after t^c no timer expires again, by Lemma 1, after Δ units of time, every $p_i \in S^1$ receives a message from p_ℓ including itself as the leader. Since p_ℓ is the correct process with the smallest identity, condition in line 11 is true and $leader_i = \ell$ after $t^c + \Delta$.

Inductive hypothesis. For $1 \leq k < x$ and for every $p_i \in S^k$, $leader_i = \ell$ at time $t^c + (k \times \Delta)$.

Inductive step. For $1 < k+1 \leq x$ and for every $p_j \in S^{k+1}$, $leader_j = \ell$ at time $t^c + ((k+1) \times \Delta)$.

Let $p_i \in S^k$. By inductive hypothesis, $leader_i = \ell$ at time $t^c + (k \times \Delta)$. Let $p_j \in S^{k+1}$ be a neighbor of p_i , namely, p_j is connected to p_i by an \diamond ADD channel and $k+1$ is the length of the minimum length path of \diamond ADD channels connecting p_ℓ to p_j . There can be two cases for p_i .

1. $hopbound_i[\ell] = n - k$. In this case, since the maximum distance between any two processes is $n - 1$, condition in line 7 must be true and in Δ units of time at most, p_j must receive an $ALIVE(\ell, n - (k+1))$ message from p_i . Since p_ℓ is the correct process with the smallest identity, condition in line 11 is true and $leader_j = \ell$.
2. $hopbound_i[\ell] = n - k'$ with $k' > k$. In this case, we have to show that $k' < (n - 1)$ for the condition in line 7 to be true. The only way in which p_i can have $hopbound_i[\ell] = n - k'$ is because there is a path of length k' from p_ℓ to p_i . This path must be simple in order to $k' < (n - 1)$, otherwise there must be a cycle in the path of length $n - 1$ between p_ℓ and p_i . Let $p_\ell, q_1, q_2, \dots, q_s, q_{s+1}, \dots, q_c, q_s, \dots, p_i$ be that path with a cycle. So it must be that at some time q_s has $hopbound_s[\ell] = n - s$ because it received $ALIVE(\ell, n - s)$ from q_{s-1} and then $hopbound_s[\ell] = n - (s + a)$ with a the length of the cycle that it received from q_c . But this cannot be forever since q_{s-1} keeps sending $ALIVE(\ell, n - s)$ to q_s , so eventually every $timer_m[\ell, n - (s - b)]$ with $s < m \leq a$ and $s + 1 \leq b \leq c$ for every process in the cycle must expire, which produces that $n - (s + a)$ does not arrive again and eventually $penalty_s[\ell, n - s] < penalty_s[\ell, n - (s + a)]$. Then, in line 16, $hopbound_s[\ell] = n - s$. So, this case cannot happen, and therefore $k' < (n - 1)$, condition in line 7 must be true and in Δ units of time at most, p_j must receive an $ALIVE(\ell, n - (k' + 1))$ message from p_i .

In both cases, $leader_i = \ell$ after $t^c + ((k+1) \times \Delta)$.

Lemma 5. *For any $p_i, p_j \in \text{correct}(r)$ that are neighbors, eventually $known_i = known_j$.*

Proof. Let p_i and p_j be two correct neighbors. Assume that p_i communicates with p_j through \diamond ADD channel a and in the other direction is channel b . At the initialization, p_i puts in all the *pending* sets the pair (new, i) (line 4). Since it sends this set every T units of time through all the channels (lines 7-9), for Lemma 1, p_j eventually receives the pending set which contains at least the pair (new, i) . Then, for every pair (label, k) that is received in p_j there are two cases: the pair contains new information or an acknowledgment.

When p_j receives a pair (new, k) and it is the first time that it receives a pair with name k (condition in line 17), it adds k to its list of known_j (line 18), adds to every pending set of every channel (except the one channel from which the message arrived from) the pair (new, k) (line 20). In case in which p_j already knows k , if p_j is trying to send this information as new to p_i , the pair is deleted from the pending set because p_i already knows this information (line 21). Finally, in either case p_j adds the pair (ack, k) to the pending set of channel b , namely, the one from which p_j received the pair (new, k) (line 23).

The second case is when the pair is an acknowledgment (ack, k) . Since acknowledgment messages are only received if previously p_j sent (new, k) pair to p_i , then p_j deletes the pair (new, k) (if there is one) from the pending set of b (line 25). Thus no pair with label new is deleted until an acknowledgment is received or if it is received the same pair. But the acknowledgment is added only if the new pair was received by the receiver, meaning that p_j knows the same names that p_i .

Thus, there cannot be some $k' \in \text{known}_i$ that p_j does not know eventually and viceversa.

Lemma 6. *For every $p_i, p_j \in \text{correct}(r)$, such that p_j is at distance d from p_i , there is a time t^d after which $i \in \text{known}_j$.*

Proof. Let d' be the maximum distance between p_i and any other correct process. The proof of this lemma is by induction over d with $1 \leq d \leq d'$.

Base case: $d = 1$. There is a time t^1 after which for every $j \in \text{correct}(r)$ at distance 1 from p_i , eventually $i \in \text{known}_j$.

Since every process is connected by an \diamond ADD channel, eventually every neighbor p_j of p_i receives a message from it that contains in the pending set the pair (new, i) since p_i added to every pending set that pair initially (line 5). Then, every p_j adds to its known set i , and adds to the pending set of p_i the pair (ack, i) . Process p_i does not delete pair (new, i) from the pending set of p_j till it receives an (ack, i) from p_j but this pair is only added if p_j received before the pair (new, i) from p_i before. So eventually, every neighbor knows p_i .

Induction case: Let us assume there is a time t^d after which for every p_j at distance $d < d'$ from p_i , $i \in \text{known}_j$. We have to show that there is a time t^{d+1} after which for every p_j at distance $d + 1 \leq d'$ from p_i , $i \in \text{known}_j$.

By the induction assumption, all processes p_j at distance d from p_i knows i . It means that before p_j knew p_i at some time p_j received the pair (new, i) from some neighbor. Since p_j did not know p_i , it added the pair (new, i) to the pending set of every neighbor. Then, eventually that pending set is sent to every neighbor of p_j , so eventually p_i is known by processes at distance $d + 1$.

Lemma 7. *Given a run r , there is a finite time t^a after which there are no messages $\text{ALIVE}(i, k - a, \text{pending})$ with $p_i \in \text{crashed}(r)$ such that $1 \leq a < k \leq n$.*

Proof. First, note that only process p_i can change the entry $\text{hopbound}_i[i]$ when it knows a new process (line 18). Since it only knew a finite number of processes before it failed, then the entry $\text{hopbound}_i[i]$ is finite and has an upper bound. Let us call k the $\text{hopbound}_i[i]$ had before it failed.

The proof of this lemma is the same that Lemma 2, by strong induction over a . Just note that when the timer expires is because $\text{ALIVE}()$ message arrived with p_i as leader, no matter which hopbound of p_i is expected.

Lemma 5 shows that eventually all the correct processes forever have the same set known , and Lemma 6 proves that every correct process is in the known set of every correct process. Recall that for every process p_i , entry $\text{hopbound}_i[i]$ is increased every time p_i knows a new process, namely, $\text{hopbound}_i[i]$ contains the cardinality of known_i . Then, we can conclude that there is a time t^f after which for every correct process p_i , there is a constant $k \leq n$ such that $\text{hopbound}_i[i] = k$, namely, each process has the same hopbound. Let τ be the time after which all the failures already happened. Let ℓ be the smallest identity in $\text{correct}(r)$.

Lemma 8. *Let $p_i \in \text{correct}(r)$ at distance d from p_ℓ after t^f with $0 \leq d \leq n - 1$. There is a time $t > \tau$ and $t > t^f$ after which $\text{hopbound}_i[\ell] = k - d$ and $\text{leader}_i = \ell$ permanently.*

Proof. We prove this lemma by strong induction on the length of the path connecting p_ℓ to p_i .

Base case: $d = 0$. For process p_ℓ , the two properties are satisfied.

Due to Lemmas 5 and 6, is true that $\text{hopbound}_\ell[\ell] = k$. It can not be changed by any process since the only processes that can write $\text{hopbound}_\ell[\ell] = k$ is itself.

If $\text{leader}_\ell = \ell'$ such that $\ell' < \ell$, it means that $p_{\ell'}$ failed since it is assumed that ℓ is the smallest index of a correct process. Due to Lemma 7, there is a time after which p_ℓ stops receiving messages with leader $p_{\ell'}$. Eventually, the timer for $p_{\ell'}$ expires and p_ℓ proposes itself as the leader. This can only happen a finite number of times since the number of participating processes and the number of messages sent are finite.

Let us consider the last time in which the timer for receiving a message including a pair with $p_{\ell'}$ expires, then line 39 is executed, so $\text{leader}_\ell = \ell$. Since p_ℓ is the correct process with the minimum identity, it does not execute again line 31.

Induction step: Let us assume that there is a time after which $\text{hopbound}_j[\ell] = n - (m - 1)$ and $\text{leader}_j = \ell$ permanently. Let p_i be a correct process at distance m from p_ℓ and let $\pi = p_\ell, \dots, p_j, p_i$ be a minimum length path of correct processes connecting p_ℓ to p_i . We have to show that $\text{hopbound}_i[\ell] = k - m$ and $\text{leader}_i = \ell$ permanently.

By assumption induction there is a time after which correct processes at distance $m - 1$ satisfy the property. Since those processes send messages every T units of time, eventually process p_i receives a message including p_ℓ as the leader.

If $\text{leader}_i = p_{\ell'}$ such that $\ell' < \ell$ eventually $\text{leader}_i = p_\ell$ (same argument as base case).

Since p_i and p_j are connected by \diamond ADD channels, eventually p_i receives an ALIVE message from p_j including p_ℓ as the leader, so it sets $leader_i = \ell$ because condition in 31. Since there is a minimum length path of length m connecting p_ℓ and p_i , $k - m$ is the greatest hopbound value of p_ℓ that p_i can receive. Then, the first condition in line 32 is true and the $hopbound_i[\ell]$ is set to $k - m$.

If another process sends an ALIVE message including a pair $(p_\ell, m', pending)$ with $m < m'$ we have two cases.

- Case 1: The timer for p_ℓ is expired. In that case, second condition in line 32 is true, so $hopbound_i[\ell] = m$ (line 33) and the timeout is increased (line 35). Since processes are connected by \diamond ADD channels, there is a time after which messages from p_j arrives in at most Δ to p_i , meaning that if the timer is expired, every time that p_i receives an ALIVE message from p_j it increases the timeout. Eventually, the timeout gets a value $X > \Delta$ and stops changing. This means that eventually this case is no longer true, namely the $timer_i[\ell]$ does not expire and as consequence $hopbound_i[\ell] = k - m$ and $leader_i = \ell$ does not change.
- Case 2: The timer for p_ℓ is not expired, so only first condition in line 34 can be true, since by induction assumption, p_j sends $(p_\ell, n - m, pending)$ to p_i every T units of time, so the $hopbound_i[\ell] = k - m$ does not change and since we assumed that ℓ is the minimum index number, it must be that $leader_i = \ell$.

Lemma 9. *There is a time after which, at each correct process p_i and any of its channels m , the set $pending_i[m]$ becomes and forever remains empty.*

Proof. Let p_i and p_j be two correct neighboring processes such that p_i is connected to p_j through channel a and in the other direction through channel b . We want to show that eventually $pending_i[a]$ ($pending_i[b]$) is empty.

Assume, without loss of generality, that p_i adds pair (new, k) to $pending_i[a]$. Eventually p_j receives the pair (new, k) from p_i . If this pair is already in $pending_j[b]$, then it is deleted (line 21) because p_i already knows k . Then p_j adds to $pending_j[b]$ pair (ack, k) (line 23).

Eventually, p_i receives the pair (ack, k) from p_j , so it deletes its (new, k) pair from $pending_i[a]$ (line 25). Then, eventually p_j receives a message from p_i without the pair (new, k) , so p_j deletes the (ack, k) from $pending_j[b]$ (line 28).

Process p_i can only add a finite number of new pairs in $pending_i[a]$, since the number of different processes is finite. Then, p_j can only add an ack pair to $pending_j[b]$ if it receives a new pair from p_i , namely, the number of ack pairs that it can add to $pending_j[b]$ is finite too.

All the new pairs are deleted as soon as the acknowledgment arrives, and the ack pairs are deleted as soon as the new pairs stops arriving. So eventually, every pending set of correct processes is empty.

Theorem 4. *Given a run r , there is a finite time after which the variables $leader_i$ of all the correct processes contain forever the smallest identity $\ell \in correct(r)$.*

Proof. The proof follows from Lemma 8.

Theorem 5. *Eventually, the size of a message is $O(\log n)$.*

Proof. By Lemma 9, eventually each variable $pending_i[m]$ of a correct process is forever empty. So eventually, any ALIVE message carries a process identity which belongs to the set $\{1, \dots, n\}$ and a hopbound number $hopbound$ such that $2 \leq hopbound \leq n - 1$.