

Coherence Attacks and Countermeasures in Interposer-Based Systems

Gino Chacon
ginochacon@tamu.edu
Texas A&M University

Tapojyoti Mandal
tapojyoti.mandal@tamu.edu
Texas A&M University

Johann Knechtel
johann@nyu.edu
New York University Abu Dhabi

Ozgur Sinanoglu
ozgursin@nyu.edu
New York University Abu Dhabi

Paul V. Gratz
pgratz@gratz1.com
Texas A&M University

Vassos Soteriou
NA
Cyprus University of Technology

Abstract—Industry is moving towards large-scale systems where processor cores, memories, accelerators, etc. are bundled via 2.5D integration. These various components are fabricated separately as chiplets and then integrated using an interconnect carrier, a so-called interposer. This new design style provides benefits in terms of yield as well as economies of scale, as chiplets may come from various third-party vendors, and be integrated into one sophisticated system. The benefits of this approach, however, come at the cost of new challenges for the system’s security and integrity when many third-party component chiplets, some from not fully trusted vendors, are integrated.

Here, we explore these challenges, but also promises, for modern interposer-based systems of cache-coherent, multi-core chiplets. First, we introduce a new, coherence-based attack, GETXspy, wherein a single compromised chiplet can expose a high-bandwidth side/covert-channel in an ostensibly secure system. We further show that prior art is insufficient to stop this new attack. Second, we propose using an active interposer as generic, secure-by-construction platform that forms a physical root of trust for modern 2.5D systems. Our scheme has limited overhead, restricted to the active interposer, allowing the chiplets and the coherence system to remain untouched. We show that our scheme prevents a wide range of attacks, including but not limited to our GETXspy attack, with little overhead on system performance, ~4%. This overhead reduces as workloads increase, ensuring scalability of the scheme.

I. INTRODUCTION

A recent trend in computing systems is the adoption of hardware organization based on chiplets and interposers [35], [56], [57], [71]. Instead of implementing a monolithic system-on-chip (SoC), this approach disaggregates the functional components across multiple smaller chips, i.e., *chiplets*, which are designed and manufactured separately. These chiplets serve as hard intellectual property (IP) modules, possibly sourced from a variety of vendors, and consolidated on an integration and interconnects carrier, i.e., the interposer [35], [52], [56], [57], [68], [71]. This approach is also known as 2.5D integration.

The adoption of chiplet and interposer integration raises design reuse to the level of the physical system, optimizing yields and streamlining time to market, resulting in significant cost benefits. Such 2.5D integration is already adopted by industry in products such as the AMD Epyc processors [56], [57] or the Intel Embedded Multi-Die Interconnect Bridge

technology [50]. Recent industry talks have herald this design style as the next iteration of Moore’s law [21].

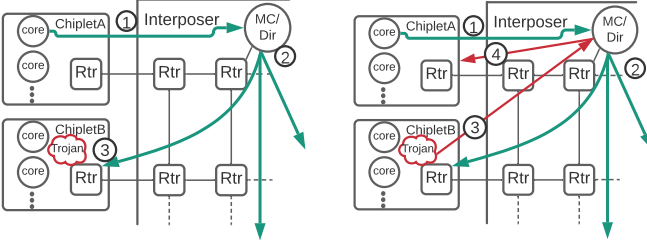
A. Security Challenges

Interposer-based systems are vulnerable to not only traditional attacks, but also a range of dedicated, new attacks. For example, vulnerabilities may be introduced through the various third-party chiplets, e.g., via untrusted fabrication [32] of chiplets, malicious or simply buggy third-party IPs [63] within chiplets, or collusion of multiple malicious actors across chiplets. If not addressed properly, the vulnerability of a single chiplet may undermine the entire system’s security.

Coherence is an essential mechanism which ensures all components maintain a consistent view of memory, not only for interposer-based systems, but interconnected SoCs in general. The predictability and prevalence of the coherence system makes it an attractive target, yet only a few related attacks have been proposed [36], [69], [79], e.g., a Trojan interacting with the coherence system can allow attackers to gain, or deny [36], control of the memory system or grant privilege-escalated access. Integrating defenses into the coherence system is a difficult task that requires extensive verification and design effort. Defenses that (naively) interact with the coherence system may cause functional bugs and deadlocks.

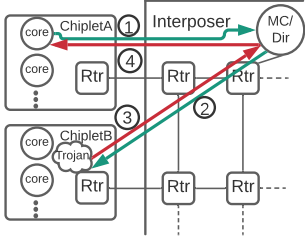
While prior work in secure network-on-chip (NoC) fabrics consider untrusted IP modules, they do not address the full scope of a coherence-oriented attack. These defenses are generally limited to the detection of attacks, limited to a single class of attack [8], [64], fail to prevent attacks against coherence-system interactions [24], [61], [65], require additional complex hardware [46], [58], [61], or require packet authentication through error-correction codes [10] or key exchanges [13], [25], [38] which increases network bandwidth pressure. In contrast, our scheme removes the burden of securing the NoC itself and allows for defensive strategies that target securing the coherence-level communications.

Figure 1 outlines a subset of attacks that a hardware Trojan can mount against a hybrid broadcast/directory coherence protocol, e.g., MOESI Hammer [16]. While selected and simple examples, these represent severe threats for interposer-based

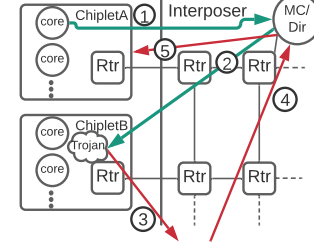


(a) **Passive Reading:** Trojan passively observes write traffic for other chiplets. (1) Misses from Chiplet A cause (2) broadcast invalidations to each chiplet; (3) Trojan blocks local observation, snoop the invalidation addresses. Our GETXspy attack is an example of this threat.

(b) **Masquerading:** Trojan acts as another core. (1) Miss causes GETX to directory; (2) directory broadcasts invalidations to each chiplet; (3) Trojan blocks local observation, forges reply with different core ID; (4) requesting core proceeds, leaving local caches incoherent.



(c) **Modifying:** Trojan forges message to achieve incoherent state. (1) Chiplet A sends GETS to directory; (2) directory forwards request to Trojan's core which has line in 'E' state. Trojan blocks GETS and (3) replies with GETX to requestor, (4) invalidating Chiplet A's cache entry, leaving the attacker in control of another cache's contents.



(d) **Diverting:** Trojan diverts invalidation requests. (1) Chiplet A sends GETX to the directory; (2) directory broadcasts invalidations. (3) Trojan blocks message and diverts a request to another core, (4) which responds with a negative-acknowledge or acknowledgment resulting in (5) the directory allowing original requestor to continue.

Fig. 1: Examples of coherence-oriented Trojan attacks in interposer-based systems. In each case, Chiplet A is the victim of a Trojan attack from Chiplet B.

systems. We note that 1) these attacks can be applied to any broadcast protocol and 2) to apply them in directory protocols, the Trojan would first need to fake a GETS to register the lines locally in the directory, ensuring that invalidations would be sent to the Trojan; doing so is valid and practical.

The threat landscape is further demonstrated through a new covert-channel attack, GETXspy. This channel is established by a spy process running on one chiplet that may otherwise remain uncompromised. The spy process exfiltrates data from its chiplet via specific, but legal, write-ownership coherence requests (GETX). These requests are observed by a Trojan snooping the coherence messages from the cache controller in a second, compromised chiplet's core. Although we formulate this attack as a covert-channel, the underlying mechanism can be trivially refactored into a side-channel attack, leaking the addresses of cachelines written by the victim chiplet. We demonstrate that this covert-channel allows for covert transmission at rates of up to 4.22Mbps.

GETXspy applies to any 2.5D system that enforces coherence, but is unique to such hardware orchestration because integrating chiplets from different vendors increases the risks for Trojan exposure and multiple actors maliciously colluding across chiplets. Prior works do not address such attacks enabled by legal cache coherence interactions. Note that the goal of this work is to protect not only against this particular covert-channel attack, but against all other system-level threats arising from untrusted chiplets integrated into a 2.5D systems.

Establishing some “root of trust” is critical to ensure the security and integrity of data in modern systems containing various third-party IP components and software applications interacting on the system. Commercial solutions such as ARM's TrustZone [47] and Intel's SGX [53], as well as academic proposals [38], [44], [49], [82], typically rely on dedicated microarchitectural support and other measures, e.g., memory encryption. These approaches often incur high overheads and are prone to dedicated attacks [45], [62], while being susceptible to hardware Trojans throughout the outsourced supply chains [5], [54], a fact often overlooked in prior art.

B. Security Promise of Interposers, Our Contributions

We leverage the notion of interposer-based system design to establish a secure-by-construction root of trust in modern multi-core, multi-chiplet systems. Importantly, unlike prior art for secure system design, *we do not assume/require trusted manufacturing of the whole system, only of the interposer, to provide system-level security promises.*

We introduce a security-centric interconnect fabric within an active interposer, which monitors and controls all system-level communication with low performance overheads. Our design does not interfere with the system's underlying coherence protocol, but rather prevents sensitive information from being divulged to, or manipulated by, untrusted chiplets.

The contributions of our work are as follows:

- 1) We examine how chiplets of an interposer-based system can be attacked a) directly via unprivileged memory references, b) indirectly via attacks conducted at the NoC level, namely unauthorized access, snooping, spoofing, modifying, or diverting of messages, and c) indirectly via covert-channels. For the latter, we demonstrate a simple but effective attack that allows a hardware Trojan to receive messages from a spy process operating in another chiplet. *No prior work has identified this kind of attack and existing security mechanisms cannot mitigate it.*
- 2) To protect against these threats around coherence-oriented system-level communication, *we propose an active interposer as the physical backbone for a secure-by-construction root of trust in multi-chiplet systems.*
- 3) We introduce a novel microarchitecture to secure communication passing from untrusted chiplets onto the interposer (and thus into the system) based upon per-packet validation at the interposer ingress links. Our design does not modify the underlying coherence system, but rather prevents it from exposing sensitive information. *The key*

objective of our proposal is to realize a secure large-scale system out of untrusted chiplets.

- 4) We implement our proposed technique and examine the implications of our security features. We characterize the performance impact as a low, $\sim 4\%$ overhead. Further, we show the overhead decreases as workloads scale.

We note that developing a secure operating system (OS) for our system is outside the scope of this work. Prior work in secure OS and virtualization systems [15], [19], [40], [73] or systems described in Sec. II-B4 may be extended accordingly.

II. BACKGROUND, MOTIVATION, AND CONTRIBUTIONS

Here, we review key concepts of interposer technology, hardware security, and cache coherence protocols. We also motivate the contributions of our work considering the security challenges and promises for the respective state-of-the-art.

A. Interposer Technology

Interposer technology, also known as 2.5D integration, is the process of manufacturing two or more chips, or chiplets, separately and subsequently integrating and interconnecting them using a carrier made of silicon or other materials [35], [52], [56], [57], [68], [71]. Compared to traditional, monolithic SoC designs, 2.5D integration drastically reduces time to market. A system designer can procure IP as commodity chiplets and directly integrate them at the physical system level, with effort only required for designing the interposer. 2.5D integration is beneficial in general, as it allows for design and manufacturing process optimization, increasing yield for chiplets. Although future 2.5D designs will be more heterogeneous, current state-of-the-art systems are largely homogeneous, cache-coherent, multi-core chiplet designs [20], [35], [56], [57], [71].

Active interposers contain active devices (e.g., NoC routers, voltage regulators, sensors, etc.), while passive interposers act solely as an integration carrier and wiring medium. Although passive interposers are cheap to manufacture, their physical design can be quite challenging [30], [35]. In contrast to active interposers with buffering of interconnects, passive interposer wires are of considerable length, incurring significant power and delay overheads. An active interposer with an embedded NoC fabric serves well for large-scale chiplet integration and system communication. The chiplet interconnect fabric is encapsulated away from the interposer NoC beyond the edge router on the interposer to which it is attached. Such heterogeneous fabric allows for cross-optimization of topologies across chiplets and interposer, opening up considerable opportunities for system design [4], [17], [20], [30], [71], [80]. Further, active interposers improve testability [27], [68], [71] and thereby help to manage the yield of the final system.

Active interposers are typically manufactured in relatively older nodes [55], [71]. Therefore, it is realistic that a trusted facility is available for manufacturing of such active interposers. *Here we propose an active interposer-based root of trust with security features embedded within its NoC routers.*

B. Hardware Security

1) *IC Manufacturing:* Industry has widely adopted a work mode where IC design and verification is carried out by a design house and partners, but fabrication and testing is outsourced to off-shore facilities typically providing access to advanced technologies. While this practice reduces the cost of production and streamlines the time to market [78], it raises concerns regarding the trustworthiness of the outsourced fabrication facilities, which may seek to insert security vulnerabilities in general or hardware Trojans in particular [32].

The threat vector posed by untrusted fabrication facilities implies the ICs they manufacture are untrustworthy. This causes a security challenge for modern systems in multiple ways. First, any hardware security feature embedded in such outsourced IC may no longer offer the desired protection, presenting a profound challenge. Second, a modern system may be composed of chiplets with various levels of trustworthiness. Any malicious chiplet behavior may compromise the whole system due to its interconnected nature.

The interposer technology can help to avoid such complications. This is because an interposer can be fabricated separately in a trusted facility and may also embed security features. Accordingly, *an interposer designed to constitute a hardware-enforced root of trust can be built upon to ensure the overall system's trustworthiness, as we show in this work.*

2) *Hardware Trojans:* Hardware-centric attacks such as the malicious insertion or modifications of circuitry, also known as hardware Trojans, can lead to catastrophic security failures within a system. For example, Bidmeshki et al. [6] provide an attack scenario wherein a hardware Trojan renders the cryptography subsystem vulnerable, Khan et al. [33] demonstrate Trojans that can leak data from cache memory of processors, and Kim et al. [36] introduce Trojans which inject malicious coherence messages to create a denial-of-service attack.

Our work is orthogonal to and compatible with prior art on Trojan detection and mitigation, e.g., [26], [28], [70]. We do not seek to prevent Trojans, rather to prevent their attacks from affecting the system-level security. Specifically, we seek to prevent any hardware-centric attacks that are executed through the memory and coherence system. This notion of system-level security is enforced by a clear physical separation of untrusted commodity chiplets and security features residing in the trusted interposer. *Prior art on Trojan detection and mitigation cannot offer such secure-by-construction organization.*

3) *Secure Interconnect Fabrics:* Prior art for NoC security assumes that malicious activities arise from connected components or the network fabric itself. Fiorin et al. [23] propose security features for policy-based message checking against untrusted components. Selected works focus on securing the system through encryption/decryption of packets/messages exchanged through NoC fabrics [22], [25]. Kinsy et al. [38] propose organizing secure and non-secure software/hardware entities as tenants and configure the NoC routers to securely exchange messages. While enabling a secure NoC fabric, the amount of key exchanges required to isolate nodes/tenants incurs high latencies and is not easily scaled.

Nabeel et al. [55] propose an interposer-based architecture where security modules monitor the interconnect fabric at the level of bus addressing, to block transactions that violate memory access policies. While their design represents a relevant first work toward secure 2.5D integration, it has several limitations. First, the authors consider an overly simplistic architecture, ignoring the fact that state-of-the-art 2.5D designs are fully memory-mapped and cache-coherent. We find addressing the coherence model is critical to providing system-level security. Second, the authors did overlook new security challenges arising for interposer designs. Critically, their design would fail to hinder the GETXspy cover/side-channel attack we study in this work, as GETXspy does not violate memory access policies/permissions.

For most prior art, networks are not secure-by-construction, hence high-overhead solutions are required such as key-based security [13], [24], [64], model checking [9], [61], or additional structures to verify traffic patterns [46], [58], [61]. While packet-checking schemes similar to our design have been proposed in the past, e.g., [65], the underlying defense mechanisms often address only a single attack vector [8], [64] and/or fail to address the coherence system’s exploitable nature [24], [61], [65]. While these works check the message’s memory operation, they do not differentiate between specific coherence message types and the ways that coherence messages can be exploited beyond simple read or write traffic. Even more concerning, most prior art assumes, often implicitly, trusted manufacturing of the whole system. Such an assumption is challenged by outsourced supply chains. These concerns are only exacerbated for 2.5 integration using chiplets from various vendors.

By contrast, our work does not make such overarching assumptions. *We enforce system-level security for untrusted commodity chiplets by integrating them on an interposer-based root of trust, the only component requiring trusted fabrication, thereby providing a secure-by-construction NoC.* Without the need to secure the integrity of the NoC, a more simplified approach may be taken to ensure the security of the overall system, resulting in lower overheads.

4) *Hardware Support for Root of Trust:* Intel’s SGX provides an extension to create trusted execution environments (TEEs), called enclaves [18], [53]. Enclaves prevent unprivileged access to secure data during security-sensitive execution. Specifically, SGX maps protected memory pages to reserved memory regions in which the pages are encrypted by a hardware encryption module. However, recent work shows vulnerabilities in SGX, due to programming errors and untrusted software [34], [60], as well as due to speculative execution [11], [14], [41], [66]. ARM’s hardware-enforced TEE isolates secure execution from untrusted software [47]. AMD’s TEE leverages a normal OS running in tandem with a secure OS. The latter has access to the full range of a device’s peripherals and memory, whereas the normal OS only has access to a subset of peripherals and memory regions, to prevent unauthorized access of sensitive resources. However,

recent work shows TEEs are prone to vulnerabilities due to architectural, implementation, and hardware issues [12].

In short, these schemes incur high overheads, are prone to dedicated attacks, and are susceptible to Trojans in general. In contrast, *our approach has little impact on system performance and its key components are secure-by-construction.*

C. Cache Coherence

Coherence protocols ensure updates to cached copies of data are visible to all cores in modern multi-core designs [20], [57], [71]. Broadly speaking, coherence schemes can be categorized as broadcast (or snooping) protocols [1], [7], [67] and directory protocols [2], [43], [81]. Broadcast protocols, while simple to implement, suffer from high traffic due to the amount of messages multi-core systems require to maintain coherence. Directory protocols allow for fine-grained state tracking and unicast messages, making them highly scalable, but difficult to implement and have higher access latencies.

A coherence protocol is generally oblivious to the software and may permit malicious accesses that leak sensitive information [69], [79]. Existing countermeasures address conflict-based and transient-execution side-channel attacks, but do not consider threats from maliciously manipulated/malformed coherence message packets [39], [75]–[77]. Given that the coherence protocol acts only based on rules for how memory is updated across multiple parties, attackers may exploit the coherence protocol’s low-level behavior. We demonstrate one such attack in Sec. IV. It is important to note that coherence is a hardware-managed, micro-architectural feature which is neither influenced by, nor exposed to, the software executing on the system, rendering software-based defenses ineffective.

Our solution does not require modifying the coherence protocol (which would impose extensive verification efforts and can result in complex, adversarial side-effects for the system behavior). Rather, *we carefully ensure messages’ integrity and prevent untrustworthy chiplets from exploiting the coherence protocol and system-level memory management.*

III. SYSTEM ARCHITECTURE OVERVIEW

Figure 2 outlines the secure, interposer-based, multi-chiplet and multi-core system proposed in this work. The baseline system is loosely based on the architecture of the Rocket-64 design proposed by Kim et al. [35]. In addition to the overview in this section, more details are provided in Sec. VI.

A. Chiplet and Interconnects Architecture

In this system, we employ eight chiplets, each containing eight CPU cores, for 64 cores in total, similar to recent AMD processors [56], [57].¹ Each core has an L1 instruction and data cache, and a unified L2 cache; all cache levels are private to each core. The cache controllers generate coherence messages which the network interface (NI) in each chiplet converts

¹Our proposed architecture places no restrictions on the contents of the chiplets; be they cores, accelerators, GPUs, etc., as long as they are cache-coherent and obey shared-memory semantics. Here we focus on homogeneous chiplets, representing the state-of-the-art design style. Also, this scenario makes simulation in gem5 [48] more practical.

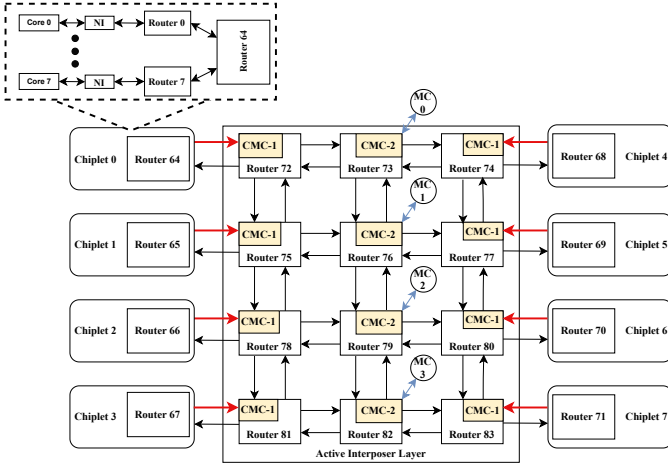


Fig. 2: Baseline system architecture. Routers 64–71 lie within chiplets, connecting them to the interposer NoC. Routers 0–63 connect the CPU cores within their respective chiplet’s NoC (see also zoom-in). The proposed CMCs, marked in yellow, are placed along the ports/links connected to chiplets (CMC-1, red arrows) and memory controllers (CMC-2, blue arrows).

to network packets prior to injection into the interposer NoC (via interface routers). Chiplets are interconnected to each other and to four memory controllers (MC) via an NoC of 2D mesh topology residing in the active interposer. The interface routers, depicted along the east and west edges of the system, serve as ingress links for the chiplets into the interposer NoC.

Many other architectures are practical for interposer-based systems [4], [17], [20], [30], [71], [80]. Assuming a cache-coherent shared memory and an active interposer, our proposed system can be readily ported to such. Furthermore, the security principles leveraged in our work—verification and policy-checking of memory-system messages, as outlined below and further detailed in Sec. VI—are extendable to various physical fabrics and communication protocols in homogeneous and heterogeneous systems. For example, interfaces such as PCIe are typically memory-mapped; checking of memory-system messages can prevent unauthorized access by any malicious chiplets. Although some heterogeneous systems may not fully enforce coherence, memory-system messaging is still used to communicate between processing elements and I/O, etc.

B. Principles and Features for System-Level Security

We propose the interposer as root of trust for integration of untrustworthy chiplets into a secure system, namely by enforcing policy checking of all system-level communication. The key attributes to enable such a secure system are: (1) the interposer is manufactured separately from the untrusted chiplets, in a trusted facility; and (2) the interposer serves as integration and communication backbone between chiplets.

Any system-level communication across chiplets must pass through the interposer. Accordingly, all memory traffic must traverse the interposer NoC as network packets and are checked before entering the network. If a CPU core wants to read/write data from/to memory, a corresponding coherence

message, embedded in a packet, must traverse the interposer NoC. Similarly, if a core wants to communicate with another core in another chiplet, such direct messages must also traverse the interposer NoC. Importantly, *all direct communication messages are limited to legal coherence messages*, as is typical in most multi-processor systems. Thus, we embed related security features exclusively within the interposer NoC such that all messages must inevitably traverse through, and be checked by, the trusted active interposer.

We add *Coherence Message Checkers (CMCs)* to the physical ingress links to validate all coherence messages coming from the chiplets into the active interposer. We also add CMCs to the physical links connecting with the MCs; the related details are discussed in Sec. VI-A2. *Since CMCs are implemented exclusively within the trusted active interposer, their hardware is trustworthy and free from Trojans by construction.*

C. Cache Coherence Protocol

We focus on the *MOESI Hammer* cache coherence protocol [16] as basis for our implementation, which is used in many AMD systems as scalable protocol for multi-core systems. Our approach, however, is easily extendable to other coherence schemes as well.

MOESI Hammer is a hybrid protocol; it encapsulates the scalability of directory-protocols without high implementation complexity while achieving the low-latency of broadcast protocols without overly increasing broadcasted coherence message traffic. To that end, MOESI Hammer maintains a sparse directory between multiple home nodes to track cache lines’ states and owners. Coherence requests access a cache line’s home-node directory and DRAM in parallel to reduce the cost of a directory miss, cancelling the DRAM response if a directory entry is found. Traffic is reduced by only broadcasting to all cores for specific state transitions.

We note that coherence broadcast protocols increase exposure to Trojan attacks, which might snoop broadcast messages to memory regions otherwise inaccessible. Our security approach addresses this threat directly and in a novel way. Next, we showcase one such concrete attack, and then we follow-up with our threat model, which covers other common threats for system-level security of modern interconnected designs.

IV. THE GETX_{spy} ATTACK

Here we introduce and demonstrate a new attack leveraging the vulnerability of the coherence mechanism to hardware Trojans in untrusted chiplets. Specifically, our attack a) can transmit any data from one chiplet, via a regular user process acting as *spy* that generates tailored write-ownership coherence messages (GETX), and b) employs a hardware Trojan in a compromised chiplet that passively reads those GETX requests. We call the attack GETX_{spy} as it relies on GETX requests generated by the spy. No prior security scheme we are aware of is capable of preventing this kind of attack. That is because GETX_{spy} observes the addresses of legal invalidation messages; it does not violate the system’s coherence protocol, allowing it to evade the defense mechanisms of prior work.

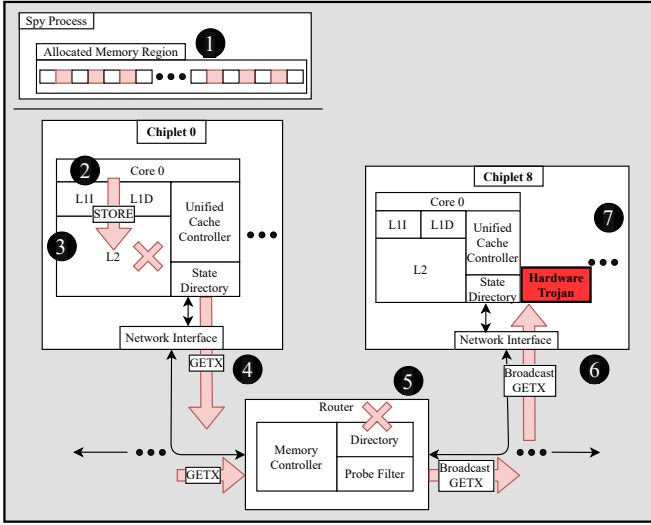


Fig. 3: The GETXspy attack, executed as spy process in Chiplet 0’s core 0, sending covert-channel messages to the hardware Trojan located in Chiplet 8’s core 0.

While the attack demonstration is specific to MOESI Hammer, the working principle can be easily applied to various broadcast or directory protocols in interposer-based systems. Also, while this attack focuses on the threat of a compromised coherence system in interposer-based designs, note that our proposed scheme also prevents further, more generic attack vectors outlined in Sec. V and studied in Sec. VII.

A. Working Principle

MOESI Hammer (Sec. III-C) uses a coarse-grained directory distributed between multiple memory controllers (MCs). Each core has its own local directory to maintain coherence. When an MC directory receives a GETX request without an existing entry, a broadcast message is sent to all cores. This expected interaction can be used to create a simple covert-channel between a spy process and a hardware Trojan placed at the cache controller directory in one of a chiplet’s cores to receive information via broadcasted GETX messages.

While our attack exploits the coherence state of specific addresses, similar to [79], it differs in a few important aspects. First and most importantly, GETXspy does not require the spy and Trojan to operate within the same virtual address space. Second, our covert-channel does not rely on a Trojan process to query the targeted addresses. Third, our attack is not reliant on timing memory accesses. Finally, our Trojan is simply a malicious observer of memory requests, representing a realistic and concerning scenario that is hard to mitigate.

Figure 3 illustrates the attack orchestration. (1) The spy process allocates a large memory region to continually cause remote requests without pausing to flush the L2. (2) The spy writes to targeted sets, causing misses in the L2. (3) Each miss generates a new GETX request. (4) The GETX is sent to the MC to check for a directory entry or “hit” in the probe filter. (5) The GETX misses in the MC, resulting in a broadcast GETX to invalidate any shared copies of the data present in

Message Size	128 bits
Cycles Taken to Transmit	28924
Clock Frequency	1GHz
Total Time Taken to Transmit	28.92 μ s
Megabits per Second	4.22
Percentage of NoC Bandwidth	0.013%

TABLE I: GETXspy Covert-Channel Characteristics

other cores. (6) The chiplet containing the hardware Trojan receives the broadcasted GETX, which buffers the request. Using the L2 set index bits, the Trojan checks if a synchronization message has been received. (7) After synchronization, the Trojan observes GETX requests from the spy process to receive covert messages.

Critically, the chiplet holding the Trojan (Chiplet 8 here) does not need shared access to the spy process’s virtual address range, as the coherence protocol mandates GETX requests be broadcast to all cores, *regardless of physical page ownership*. Also, the attack does not require the memory region to be primed or the caches to be flushed before a new transmission.

GETXspy can be trivially reworked into a side-channel attack. In such case, the GETXspy Trojan would passively watch for GETX-induced, invalidation broadcasts, to spy on the write address patterns of processes in other chiplets. Here again, the chiplet containing the Trojan need not have any access to the virtual address space or physical pages of the processes being spied upon.

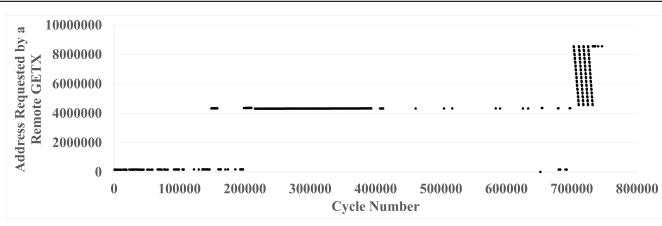
B. GETXspy Case Study

We implement GETXspy on the system described in Sec. III, for the unsecured baseline version versus the proposed secure version. The evaluation setting is described in Sec. VII. The system has an 8-way associative L2 cache and 4-way associative MC directory. This means targeting 32 addresses, 16 for each set representing ‘1’ or ‘0’ to transmit, allows for continuous flushing of the L2 target sets (covert transmission).

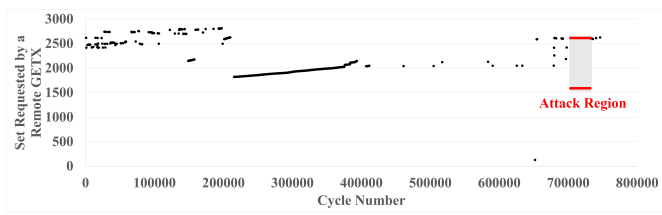
Figure 4a shows the addresses requested by the spy process via GETX, as seen by the Trojan within a different core and chiplet. The sets referenced by the addresses are shown in Fig. 4b. The spy process performs requests to allocate memory which are viewed by the hardware Trojan as inconsistent accesses and therefore considered irrelevant. The attack region that is seen by the Trojan, Fig. 4c, shows the spy later sending requests between two distinct sets to represent a ‘1’ or ‘0,’ respectively. The graph in Fig. 4d shows the GETX requests seen by the Trojan—namely none—when the attack is executed on our proposed secure design.

Table I shows the characteristics of the GETXspy attack’s covert-channel for the unsecured baseline system. With a 4.22 Mbps bandwidth, this covert-channel provides the basis for executing a range of data-leakage attacks or other threats.

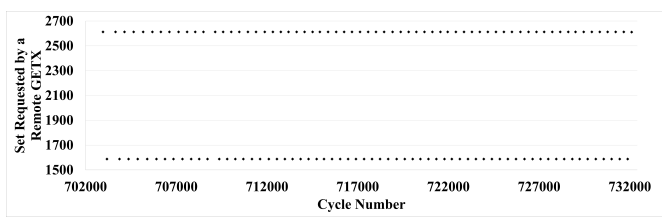
Our proposed scheme prevents the GETXspy Trojan from observing requests originating from the spy, thereby thwarting the covert-channel. Importantly, blocking messages to a chiplet directly at the chiplet’s network interface within the interposer, based upon the memory permissions of that chiplet, is generic and applicable to further threats as well, as outlined next.



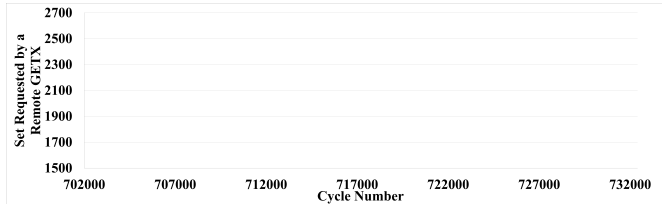
(a) Addresses the hardware Trojan sees, as GETX requested from the spy process. The attack occurs later in execution, when the spy targets specific addresses, to trigger misses in the L2 and the MC's directory.



(b) As the Trojan observes addresses requested, it awaits a synchronization message pattern, labelled as "Attack Region."



(c) The attack region is zoomed-in here, showing the sets the Trojan considers as part of a synchronization message. The higher set represents '1' bits and the lower set represents '0' bits.



(d) The same zoomed-in attack region seen by the Trojan while running on the proposed secure system. The Trojan can no longer observe any GETX messages sent by the spy process.

Fig. 4: GETX requests, broken down into the address sets they reference and those the Trojan considers as part of the covert-channel transmission from the spy.

V. THREAT MODEL

The focus of this work is a system wherein multiple chiplets have been fabricated in various facilities and then connected together using interposer technology. The assumption is that the fabrication as well as operational behavior of the chiplets, either designed in-house or composed of third-party IPs, cannot be trusted. In other words, we assume that some Trojan(s)

may exist in some chiplet(s).² We also assume that attacks are targeted at memory-system traffic which is the only type of traffic physically passing through the interposer.

Attacks on interconnected systems can be broadly categorized as outlined in [3]. Accordingly, our model considers the related four types of threat vectors (shown in Fig. 1):

Passive reading, aka snooping: This threat occurs when a malicious chiplet can read data not meant to. The GETX_{spy} attack demonstrated in Sec. IV is an example of such a threat in that the Trojan monitors broadcasted GETX requests to snoop a tailored message.

Masquerading, aka spoofing: This threat occurs when a malicious chiplet disguises itself as another chiplet to gain access to sensitive data or control of resources. Malicious chiplets can modify the requester IDs and memory addresses embedded in cache coherence messages, tricking directories or other unsuspecting cores into divulging sensitive data.

Modifying: Such threats modify cache coherence messages. For example, a chiplet may attempt to disguise itself as having write access to a memory region it has only read access to.

Diverting: In shared-memory applications, a malicious chiplet may divert data meant for one chiplet to another untrusted chiplet, bypassing memory permissions. It may also divert cache coherence messages, undermining the protocol.

In general, we aim to prevent hardware- and software-driven unauthorized access to memory regions at the chiplet granularity, whether by software privilege escalation, transient execution attacks, cache side-channels, or any other means.

Our scheme provides protection on a chiplet granularity. Attacks across cores but within the same chiplet [51], [59], are out of scope of this work. Similarly, out of scope are attacks wherein code running on one core attempts to violate the security of other processes running on that same core or on another core in the same chiplet. Further, attacks wherein one chiplet can leverage memory transactions to its assigned memory region to modify DRAM rows that are not assigned to it, e.g., Rowhammer [37], are out of scope. We note that prior art for protecting against such threats is orthogonal to our work and can be applied in addition.

VI. SYSTEM DESIGN

Our proposed design prevents attacks running on any given chiplet from violating the security of the overall system, as we physically enforce protection against any unauthorized access to shared-memory regions and conduct continuous checking of the integrity and validity of cache coherence messages. Next, we discuss the system design.

A. Microarchitecture

1) *CMC Overview:* With the proposed CMCs, we monitor and validate all incoming packets to the interposer. Figure 5 depicts the CMC embedded in a router of the interposer NoC. The CMC monitors messages traversing the physical links

²Our work is orthogonal to and compatible with prior art on Trojan detection and mitigation, e.g., [26], [28], [70]. We do not seek to prevent Trojans, but to prevent their attacks from affecting the system-level security.

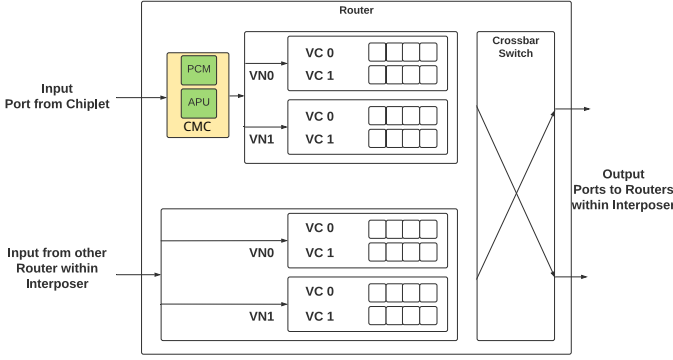


Fig. 5: A CMC, embedded within an interface router of the interposer NoC, monitoring the incoming packets.

prior to entering the virtual channel buffers within the routers. Each CMC has two components described as follows:

Packet Checker/Modifier (PCM): The PCM monitors and modifies cache coherence messages as needed. Because the proposed system follows standard shared-memory semantics, all legal communication between cores, other IPs, I/O buses, and memory occurs through memory accesses which create cache coherence messages. Thus, the PCM operates on coherence messages to check addresses and permissions; modifying messages as needed. More details are discussed in Sec. VI-C.

Address Protection Unit (APU) Table: This is a direct-mapped, SRAM-based look-up table with entries for each memory region and their associated per-chiplet permissions. As outlined in Sec. VI-B, the main physical memory is partitioned into multiple fixed-size regions. Each memory region has a corresponding entry in the APU; hence, the number of entries within the APU table is determined by the number of regions in the main memory.

2) CMC Types and Placement: Recall Fig. 2, depicting CMCs embedded in the secure interposer-based system. The CMCs connected to the physical links coming from chiplets are denoted as “CMC-1” and those connected to the physical links for MCs are denoted “CMC-2.” CMC-1 only monitors and verifies coherence messages entering the interposer, whereas CMC-2 modifies certain coherence messages at the directories (to counter passive-reading threats on broadcast messages). Router-to-router connections running exclusively within the trusted interposer do not require CMC monitoring.

CMC-1: Prevents the attached chiplet from injecting malicious coherence messages into the system that violate the provisions of the shared-memory organization, as outlined in Sec. VI-B. The PCM within CMC-1 monitors all traffic from the attached chiplet based on the physical address the packet refers to. This physical address is compared against the per-region permissions stored in the APU table (described further below). If a message is of an allowed type to an allowed memory region for the given chiplet (e.g., a GETX to a read-only memory region it owns), the message may proceed into the interposer NoC. Otherwise, if the packet is

Memory Region	Chiplet 7	Chiplet 6	Chiplet 5	Chiplet 4	Chiplet 3	Chiplet 2	Chiplet 1	Chiplet 0
Entry N	00	00	00	00	00	00	11	11

Fig. 6: Exemplary entry of the APU table, covering some region of the physical memory. The entry describes access permissions for each chiplet individually; here, the related region is read-write shared between Chiplets 0 and 1.

rejected, a dedicated security signal, realized as a machine-check exception, is thrown and system execution stops.³

CMC-2: Prevents the broadcast of coherence messages to chiplets which are not permitted to access the related memory regions. As described in Sec. III-C, MOESI Hammer does not maintain per-core sharing information, hence certain message requests cause the directory to broadcast the request to all cores. The cores then respond based on whether the cache block is shared by that core. This raises a concern of passive reading/snooping; recall the GETX_{spy} attacks in Sec. IV.

To prevent snooping, the PCM determines whether a given broadcast message is directed towards a chiplet allowed to access the referred memory region (based on the APU table). If the chiplet does not have access, the broadcast message is converted into an appropriate response message directed only to the original requester. This is legal within the coherence scheme of the system: if a chiplet is not allowed to access a memory region, then its caches cannot contain lines associated with that region. This allows the CMC-2 to safely divert broadcast messages from the directory and prevent snooping.

3) APU Table: The APU table is a lookup table containing entries describing the access permissions for applications running within a respective chiplet. Each entry corresponds to a pre-determined physical memory region. The access permissions are determined by a secure OS that is running exclusively within the active interposer, independently of the regular OS running on the chiplets. The permissions are programmed into the APU tables during runtime, as outlined in Sec. VI-B.

Figure 6 details one entry in the APU table. Each entry represents one memory region, with two bits allocated per chiplet to represent the access permissions of applications running in the chiplet: a chiplet may have no access permissions (‘00’), read-only permissions (‘01’), or read/write permissions (‘11’). The encoding ‘10’ is unused.

When the PCM intercepts a packet, the upper bits of its physical address are extracted and used to index into the APU table. The related entry is read and handed back to the PCM to compare the request type, requester ID, and destination ID against the permission levels in the APU table entry.

B. OS Support and Shared-Memory Organization

Designing a secure OS to capitalize on our active interposer-based root of trust is beyond the scope of this work. However, prior work in security-enabled OS environments [15], [19], [40], [73] and TEEs (Sec. II-B4) may be extended accordingly.

³This is a secure and protocol-conform approach. For the sake of system-level throughput, one may want to only isolate the chiplet(s) triggering a security violation. Doing so safely, however, is not trivial, as it would require significant modifications of the coherence protocol itself to prevent deadlocks.

The interposer may include a trusted co-processor to support a secure OS, secure boot-up and execution environments [29], [47], [74]. In our scheme, critical tasks like updating the APU table must be delegated to such a secure environment, as the chiplets are physically unable to access the proposed security features. That is, attacks on the APU table and other components are prevented by construction.

In shared-memory systems, permissions are typically defined per physical page by the OS during memory allocation. Enforcing per-page permissions in a CMC poses several challenges. Specifically, page-level tracking requires a TLB-like structure to cache translations [72]. The required support for maintaining the structure in coherence with the full system’s page table significantly increases hardware complexity and performance overhead. We argue that a page-level implementation at the interposer is excessive in a system of relatively few and coarse-grained chiplets. Instead, we partition physical memory into coarse-grained memory regions, similar to prior art [40], [42], [73], [74].

We aim for a “sweet spot” between too coarse-grained, where only few memory regions are available and capacity is wasted to fragmentation, versus too fine-grained, where the APU table could not hold the excessive number of regions without incurring high access latency or placing entries in a backstore. We find that a total number of memory regions between 4x–8x the number of chiplets is more than sufficient for most use-cases, allowing for diverse private and shared memory regions without too much fragmentation.

Each memory region is designated as read- or write-able independently to any given chiplet, with permissions updated as needed. Data private to a single chiplet is placed in a region (or set of regions) only accessible by that chiplet. A page shared across multiple chiplets is assigned to a memory region the given chiplets are allowed access to.

Initial memory partitioning and permission setting occurs during the initial soft page fault on a virtual page. Region allocations and permissions are updated via an API call from the OS, e.g., similar to Intel’s SGX page allocation model [53]. After a page fault, the OS requests a memory range for the process from the secure OS operating on the interposer. The APU table for the chiplet that requested the page is updated with the new permissions. The secure OS then provides a physical page to the unsecure OS. Since the APU table update occurs on the trusted interposer, the chiplets are unaware of the memory allocation request. Critically, a malicious chiplet that somehow gains knowledge of the request still cannot access the region, due to the newly set permissions in the APU table, before any malicious operation may target the memory region.

C. Implementation Details

1) *NoC Configuration*: Regardless of the interposer’s NoC topology, CMCs are emplaced at the interface between chiplets or MCs and the active interposer. However, the width of the physical link does impact the CMC design and its logic. In our implementation and evaluation, the link width is 128 bits within chiplets and 64/128 bits within the interposer.

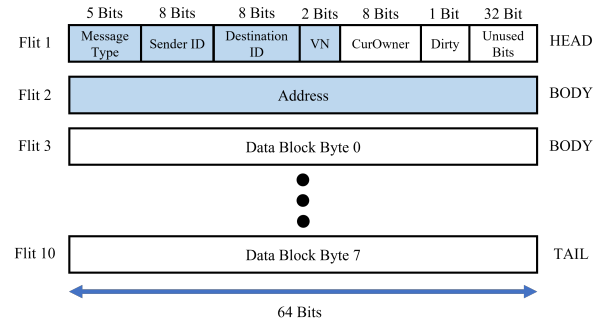


Fig. 7: Structure of messages. Request messages do not include the ‘CurOwner’ or ‘Dirty’ fields. Flits 3-10 are only sent for response messages in response to a request message. Fields highlighted are to be checked by CMCs.

In MOESI Hammer (Sec. III-C), every control message fits within a single 128-bit flit. When a flit enters the interposer, it is broken down into two/one flits which are analyzed in the CMC logic over two/one clock cycles, depending on the 64/128 width of the interposer link. In the case of 64-bit links, depicted in Fig. 7, we dedicate the first cycle to extract the control parameters from the head and the second cycle to extract the address for the cache block being accessed. The CMC logic is similar for request and response messages, as both cases require the first two flits to be analyzed.

2) *Cache Coherence Protocol*: The system’s cache coherence protocol directly impacts the CMC design and logic as the coherence message fields need to be analyzed by the CMC.

Note that MOESI Hammer response messages are either a control or data message; a control response follows the same flit structure as a request, whereas a data response carries additional flits containing a total of 64 bytes of data.

Based on the message type and identified threats (Sec. V), the CMC must analyze certain key parameters; these are highlighted in Fig. 7. The parameters are extracted by the PCM and compared with the permissions set in the APU table. We note the importance of analyzing both request and response messages, since an attacker may exploit either message type.

3) *Protocol Compliance*: First, coherence messages are converted into network packets by the chiplets’ NIs. However, these packets are not guaranteed to adhere to the rules of the network and coherence protocols. For example, a Trojan may fabricate an invalid message type, yielding undefined, possibly vulnerable behavior. Second, messages corresponding to particular virtual networks (VNs) must follow a specific, limited set of requester/destination IDs and message types.

To address both aspects, the PCM checks the possible field values to verify the legality of messages. Since these checks are orthogonal to memory-region permission checking, they are performed in parallel and incur no extra delay.

4) *Design Cost*: We design the PCM module with three pipeline stages for lookup, packet checking, and packet modification. The third stage is bypassed in CMC-1 instances as they only monitor packets on ingress to the interposer. An APU table requires two bits for identifying each chiplet’s

Component	Variable
Chiplet Architecture	
Core	8 RISC-V cores
Private L1 I-Cache	32KB
Private L1 D-Cache	64KB
L2 Cache	2MB
NoC	Eight-port, 128-bit Crossbar
vc_per_vnet	4, 6, 8, or 10
Chiplet Frequency	1GHz
System Architecture	
Chiplets	8
MCs	4
Main Memory	4GB
Memory Regions	64, 64MB each
NoC	3x4 2D-Mesh, 64 or 128 bit
vc_per_vnet	4, 6, 8, or 10
Interposer Frequency	250MHz
Cache Coherence	
Model	AMD MOESI Hammer
Simulation Configuration	
Processor Model	TimingSimpleCPU
Simulation Model	System emulation

TABLE II: System Architecture Configuration

permissions, and there are 64 table entries; 1024 bits are required for an APU table. An APU table is in each of the twelve routers (8 for the chiplets, 4 for the MCs) in the interposer, imposing a total memory footprint of 1.5KB.

VII. EVALUATION

We first discuss our evaluation methodology. Then, we examine the security coverage our design provides. Finally, we examine the performance overheads caused by our scheme.

A. Methodology

We implement and evaluate our proposed system for system emulation using gem5 [48]. Table II depicts the configuration details. The system is inspired by the Rocket-64 design [35]. Thus, we simulate an 8-chiplet, 64-core system as described in Sec. III. The interposer is assumed to be fabricated using an older process node; it operates at 250MHz, a quarter of the chiplets' frequency.

Performance impact is measured as IPC speedup/slowdown for the secure, CMC-enabled configuration over the unsecured baseline configuration. The CMCs latencies are discussed in Sec. VI-C and disabled for the unsecured baseline. Due to long simulation times induced for this large system, we evaluate the IPC using a subset of the SPEC 2006 benchmarks. We perform single-threaded and multi-programmed benchmark simulations to better understand the impact of the CMCs.

B. Security Analysis

1) *Threat Model Coverage*: Our scheme addresses each of the threats discussed in Sec. V as follows:

Passive reading: This threat is prevented by rerouting broadcast messages as they enter the CMC-2 located at the interposer/MC boundary. Broadcast messages from the directories are converted into negative acknowledgments back to

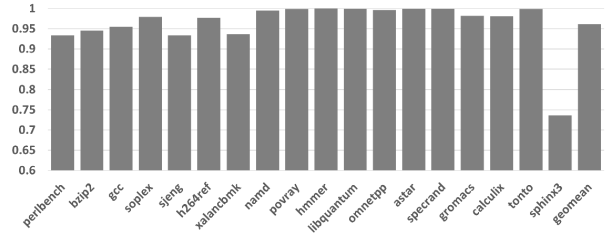


Fig. 8: Speedup for the CMC-enabled system, compared to non-secure baseline architecture, for vc_per_vnet of 4.

the requester for chiplets that do not have permissions to the message's memory region.

Masquerading: Every CMC-1 is programmed with the range of ID's expected in each coherence message's requester ID field. For example, in Fig. 2, the CMC-1 in router 72 can expect requestor IDs in the range of 0 to 7 and will reject any message with an ID outside of this range, as discussed in Sec. VI-C3. In this event, the CMC will throw a security check exception and halt execution.

Modification: This is detected by comparing a message type, such as GETX/GETS, with the access permissions in the APU table. If a message seeks to access memory outside of its allowed address space, a security check exception is thrown.

Diversion: This threat is detected by checking the destination ID and the message type. Only specific message types can have other cores as the destination ID. This, along with the memory region permissions in the APU table, allows us to detect any malicious diversion of messages. A security check exception is thrown if a threat is detected.

Our design generally prevents unauthorized accesses to memory regions due to privilege escalation or exploitation using mechanics described above for hardware threats. Importantly, since coherence messages are generated by hardware, a solely software-driven attack cannot engage in masquerading, modification, or diversion threats through packet manipulation without malicious hardware intervention.

2) *Security Testing*: To test the system's ability to counter the discussed threats, we inject tailored, malicious coherence messages at the network interface of cores. We verify that, for masquerading, modification, and diversion, a respective check exception is thrown and no malicious packets enter the interposer NoC before the system halts. For passive reading, recall the GETXspy demonstration in Sec. IV.

C. Single-Threaded Performance Impact

Figure 8 shows the speedup/slowdown of the system with CMCs enabled compared to the baseline configuration. All workloads experience a speedup less than 1, which is expected, as the CMCs introduce higher latencies to the network. As the figure shows, the CMCs impose an average performance loss of ~4%, with several benchmarks (*povray*, *hammer*, *libquantum*) showing little to no impact. *sphinx3*, however, is an outlier, showing a significant ~27% performance loss.

To analyze further, we examine the L2 miss rates of each benchmark in Fig. 9. The figure demonstrates that the variation

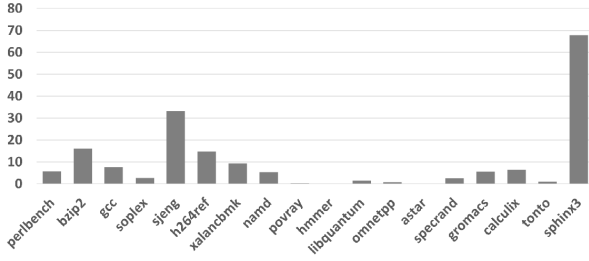


Fig. 9: L2 cache misses.

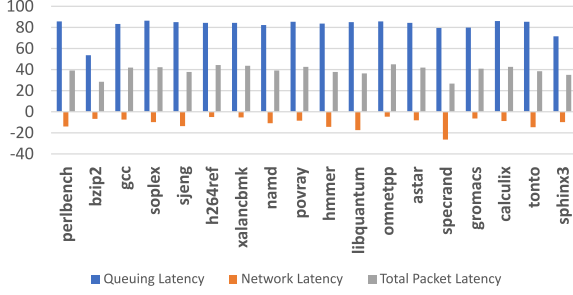


Fig. 10: Percent change in packet latency induced by CMCs.

between each benchmark’s result in Fig. 8 is highly correlated to a benchmark’s cache hit rate. For instance, *sphinx3* shows a much higher L2 cache miss rate than other benchmarks at $\sim 68\%$. The CMCs must process each packet resulting in increased memory access latencies. Thus, the CMC-enabled system’s performance depends on the number of coherence messages that L2 cache misses inject into the NoC.

The performance degradation in some benchmarks is analyzed in Fig. 10, showing the percentage change for pre-injection queuing latency versus in-network latency and the total latency experienced by packets in the network. Interestingly, while the queuing latency increases by $\sim 80\%$, the in-network latencies drop by 5–10%. The increase in queuing latency is expected, due to the extra pipeline delays on network insertion that the CMCs cause. The decrease in in-network latency is due to CMC-2 instances rerouting acknowledgment messages back to only the original requester (as a negative acknowledgment). Thus, the CMC-2 reduces total network load by removing one packet in the transaction.

The total packet latency increases by 39% on average. Interestingly, although *sphinx3* incurs a higher performance impact than the other benchmarks, it does not see a significantly different packet latency. That is, *sphinx3*’s performance loss is due to a higher L2 miss rate and hence higher packet injection, as discussed above, not a higher per-packet latency. Its higher miss rate exposes *sphinx3* more to the increase of network latency than other applications, which have lower miss rates.

Figure 11 depicts the speedup of the benchmarks with three different virtual channel configurations (*vc_per_vnet*). We observe that the geometric mean speedup approaches 0.98 with more virtual channels. We see a significant improvement in speedup for *sphinx3* due to the improvement in queuing latencies at the network interfaces. These significant gains

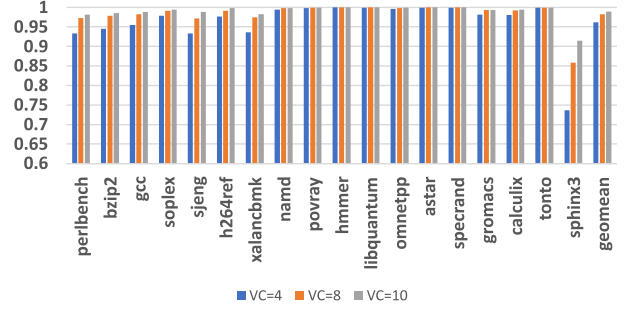


Fig. 11: Speedup for different *vc_per_vnet* configurations.

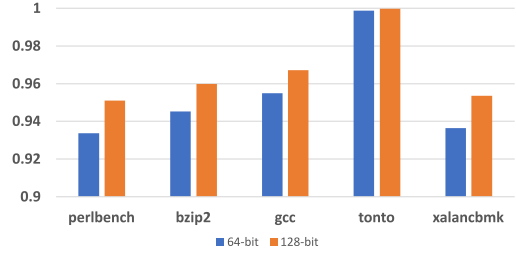


Fig. 12: Speedup for 128-bit links within interposer.

imply that increasing VC count is a good way to improve performance if the application has a high cache miss rate.

In Fig. 12, we analyze the impact of increasing the interposer link widths to 128 bits versus the baseline of 64 bits.⁴ This larger bandwidth provides slightly better speedup compared to the baseline. These modest gains imply that increasing the bit-width for the physical links in the interposer is likely not worthwhile, although this depends on the designer’s trade-off for costs/overheads and scalability of the system.

D. Multi-Programmed Performance Impact

We evaluate the impact of the CMCs for multi-programmed workloads using random mixes of two benchmarks each, executed in two cores in separate chiplets. Here we simulate until all applications complete at least five billion instructions and we report the weighted speedup of the combination using a methodology from Kadjo *et al.* [31].

Figure 13 shows the speedup for these multi-programmed workloads. In general, speedups range between 0.95 and

⁴Due to runtime constraints for such large-scale simulations running on our shared high-performance computing cluster, we focused on a representative subset of benchmark runs for that particular experimentation.

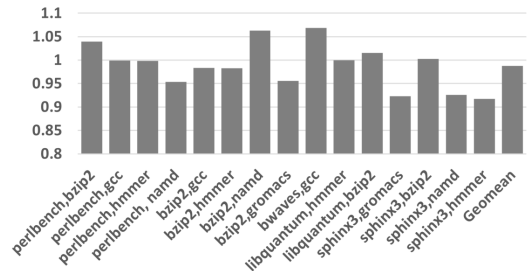


Fig. 13: Speedup for multi-programmed workloads.

1.06. In some cases, namely *bzip2-namd* and *bwaves-gcc*, the speedup with the CMCs enabled was better than the baseline. Further, the mixes which included *sphinx3* showed reduced performance loss versus the stand-alone *sphinx3*. As before, the improvement is a result of CMC-2 filtering out packets otherwise sent to unauthorized chiplets. This reduces the bandwidth pressure that multiple applications induce on the NoC and appears to reduce the performance overhead as the number of workloads increase.

VIII. CONCLUSION

In this work, we propose the use of an active interposer as root of trust for modern chiplets-based systems, by implementing hardware security features directly within the interposer. More specifically, we devise a coherence message checker (CMC), which we propose to include at the boundary between the interposer and the chiplets/memory controllers. We show how such a scheme addresses various attacks arising from malicious chiplets, with relatively low performance impact, ~4% on average, compared to a non-secure baseline system.

REFERENCES

- [1] N. Agarwal, L. Peh, and N. K. Jha, "In-network snoop ordering (inso): Snoopy coherence on unordered interconnects," in *2009 IEEE 15th International Symposium on High Performance Computer Architecture*, 2009, pp. 67–78.
- [2] J. Archibald and J. L. Baer, "An economical solution to the cache coherence problem," in *Proceedings of the 11th Annual International Symposium on Computer Architecture*, ser. ISCA '84. New York, NY, USA: Association for Computing Machinery, 1984, p. 355–362. [Online]. Available: <https://doi.org/10.1145/800015.808205>
- [3] A. Basak, S. Bhunia, T. Tkacik, and S. Ray, "Security assurance for system-on-chip designs with untrusted ips," *IEEE Transactions on Information Forensics and Security*, vol. 12, no. 7, pp. 1515–1528, 2017.
- [4] S. Bharadwaj, J. Yin, B. Beckmann, and T. Krishna, "Kite: A family of heterogeneous interposer topologies enabled via accurate interconnect modeling," 2020.
- [5] S. Bhunia and M. M. Tehranipoor, Eds., *The Hardware Trojan War: Attacks, Myths, and Defenses*. Springer, 2018.
- [6] M. Bidmeshki, G. R. Reddy, L. Zhou, J. Rajendran, and Y. Makris, "Hardware-based attacks to compromise the cryptographic security of an election system," in *2016 IEEE 34th International Conference on Computer Design (ICCD)*, 2016, pp. 153–156.
- [7] E. E. Bilir, R. M. Dickson, Ying Hu, M. Plakal, D. J. Sorin, M. D. Hill, and D. A. Wood, "Multicast snooping: a new coherence method using a multicast address network," in *Proceedings of the 26th International Symposium on Computer Architecture (Cat. No.99CB36367)*, 1999, pp. 294–304.
- [8] T. Boraten, D. DiTomaso, and A. K. Kodi, "Secure model checkers for network-on-chip (noc) architectures," in *2016 International Great Lakes Symposium on VLSI (GLSVLSI)*, 2016, pp. 45–50.
- [9] T. Boraten and A. K. Kodi, "Mitigation of denial of service attack with hardware trojans in noc architectures," in *2016 IEEE International Parallel and Distributed Processing Symposium (IPDPS)*, 2016, pp. 1091–1100.
- [10] T. Boraten and A. K. Kodi, "Packet security with path sensitization for nocs," in *2016 Design, Automation Test in Europe Conference Exhibition (DATE)*, 2016, pp. 1136–1139.
- [11] J. V. Bulck, M. Minkin, O. Weisse, D. Genkin, B. Kasicki, F. Piessens, M. Silberstein, T. F. Wenisch, Y. Yarom, and R. Strackx, "Foreshadow: Extracting the keys to the intel SGX kingdom with transient out-of-order execution," in *27th USENIX Security Symposium (USENIX Security 18)*. Baltimore, MD: USENIX Association, Aug. 2018, p. 991–1008. [Online]. Available: <https://www.usenix.org/conference/usenixsecurity18/presentation/bulck>
- [12] D. Cerdeira, N. Santos, P. Fonseca, and S. Pinto, "Sok: Understanding the prevailing security vulnerabilities in trustzone-assisted tee systems," in *2020 IEEE Symposium on Security and Privacy (SP)*, 2020, pp. 1416–1432.
- [13] S. Charles and P. Mishra, "Securing network-on-chip using incremental cryptography," in *2020 IEEE Computer Society Annual Symposium on VLSI (ISVLSI)*, 2020, pp. 168–175.
- [14] G. Chen, S. Chen, Y. Xiao, Y. Zhang, Z. Lin, and T. H. Lai, "Sgxpectre: Stealing intel secrets from sgx enclaves via speculative execution," in *2019 IEEE European Symposium on Security and Privacy (EuroS P)*, 2019, pp. 142–157.
- [15] X. Chen, T. Garfinkel, E. C. Lewis, P. Subrahmanyam, C. A. Waldspurger, D. Boneh, J. Dwoskin, and D. R. Ports, "Overshadow: A virtualization-based approach to retrofitting protection in commodity operating systems," in *Proceedings of the 13th International Conference on Architectural Support for Programming Languages and Operating Systems*, ser. ASPLOS XIII. New York, NY, USA: Association for Computing Machinery, 2008, p. 2–13. [Online]. Available: <https://doi.org/10.1145/1346281.1346284>
- [16] P. Conway, N. Kalyanasundharam, G. Donley, K. Lepak, and B. Hughes, "Cache hierarchy and memory subsystem of the amd opteron processor," *IEEE Micro*, vol. 30, no. 2, pp. 16–29, 2010.
- [17] A. Coskun, F. Eris, A. Joshi, A. B. Kahng, Y. Ma, A. Narayan, and V. Srinivas, "Cross-layer co-optimization of network design and chiplet placement in 2.5D systems," 2020.
- [18] D. Costan, V., "S. intel sgx explained." Tech. Rep., 2016.
- [19] V. Costan, I. Lebedev, and S. Devadas, "Sanctum: Minimal hardware extensions for strong software isolation," in *25th USENIX Security Symposium (USENIX Security 16)*. Austin, TX: USENIX Association, Aug. 2016, pp. 857–874. [Online]. Available: <https://www.usenix.org/conference/usenixsecurity16/technical-sessions/presentation/costan>
- [20] P. Coudrain, J. Charbonnier, A. Garnier, P. Vivet, R. Vélard, A. Vinci, F. Ponthenier, A. Farcy, R. Segaud, P. Chausse, L. Arnaud, D. Latard, E. Guthmuller, G. Romano, A. Gueugnot, F. Berger, J. Beltritti, T. Mourier, M. Gottardi, S. Minoret, C. Ribière, G. Romero, P. Philip, Y. Exbrayat, D. Scevola, D. Campos, M. Argoud, N. Allouti, R. Eleouet, C. Fuguet Tortolero, C. Aumont, D. Dutoit, C. Legalland, J. Michailos, S. Chéramy, and G. Simon, "Active interposer technology for chiplet-based advanced 3D system architectures," 2019, pp. 569–578.
- [21] D. Cutress, "Bringing geek back: Q&a with intel ceo pat gelsinger," 2021. [Online]. Available: <https://www.anandtech.com/show/17042/bringing-geek-back-qa-with-intel-ceo-pat-gelsinger>
- [22] S. Evain and J. . Diguët, "From noc security analysis to design solutions," in *IEEE Workshop on Signal Processing Systems Design and Implementation*, 2005., 2005, pp. 166–171.
- [23] L. Fiorin, G. Palermo, S. Lukovic, V. Catalano, and C. Silvano, "Secure memory accesses on networks-on-chip," *IEEE Transactions on Computers*, vol. 57, no. 9, pp. 1216–1229, 2008.
- [24] L. Fiorin, G. Palermo, S. Lukovic, V. Catalano, and C. Silvano, "Secure memory accesses on networks-on-chip," *IEEE Transactions on Computers*, vol. 57, no. 9, pp. 1216–1229, 2008.
- [25] C. H. Gebotys and R. J. Gebotys, "A framework for security on noc technologies," in *IEEE Computer Society Annual Symposium on VLSI*, 2003. *Proceedings.*, 2003, pp. 113–117.
- [26] X. Guo, R. G. Dutta, J. He, M. M. Tehranipoor, and Y. Jin, "QIF-Verilog: Quantitative information-flow based hardware description languages for pre-silicon security assessment," 2019, pp. 91–100.
- [27] G. Hellings, M. Scholz, M. Detalle, D. Velenis, M. de Potter de ten Broeck, C. Roda Neve, Y. Li, S. Van Huylenbroek, S.-H. Chen, E.-J. Marinissen, A. La Manna, G. Van der Plas, D. Linten, E. Beyne, and A. Thean, "Active-lite interposer for 2.5 & 3d integration," in *Symposium on VLSI Technology (VLSI Technology)*, 2015, pp. T222–T223.
- [28] W. Hu, C. H. Chang, A. Sengupta, S. Bhunia, R. Kastner, and H. Li, "An overview of hardware security and trust: Threats, countermeasures and design tools," 2020.
- [29] Z. Hua, J. Gu, Y. Xia, H. Chen, B. Zang, and H. Guan, "vtz: Virtualizing ARM trustzone," in *26th USENIX Security Symposium (USENIX Security 17)*. Vancouver, BC: USENIX Association, Aug. 2017, pp. 541–556. [Online]. Available: <https://www.usenix.org/conference/usenixsecurity17/technical-sessions/presentation/hua>
- [30] N. E. Jerger, A. Kannan, Z. Li, and G. H. Loh, "NoC architectures for silicon interposer systems: Why pay for more wires when you can get them (from your interposer) for free?" 2014, pp. 458–470.

- [31] D. Kadjo, J. Kim, P. Sharma, R. Panda, P. Gratz, and D. Jimenez, "B-fetch: Branch prediction directed prefetching for chip-multiprocessors," in *2014 47th Annual IEEE/ACM International Symposium on Microarchitecture*, 2014, pp. 623–634.
- [32] R. Karri, J. Rajendran, K. Rosenfeld, and M. Tehranipoor, "Trustworthy hardware: Identifying and classifying hardware trojans," *Computer*, vol. 43, no. 10, pp. 39–46, 2010.
- [33] M. N. I. Khan, A. De, and S. Ghosh, "Cache-out: Leaking cache memory using hardware trojan," *IEEE Transactions on Very Large Scale Integration (VLSI) Systems*, vol. 28, no. 6, pp. 1461–1470, 2020.
- [34] M. R. Khandaker, Y. Cheng, Z. Wang, and T. Wei, "Coin attacks: On insecurity of enclave untrusted interfaces in sgx," in *Proceedings of the Twenty-Fifth International Conference on Architectural Support for Programming Languages and Operating Systems*, ser. ASPLOS '20. New York, NY, USA: Association for Computing Machinery, 2020, p. 971–985. [Online]. Available: <https://doi.org/10.1145/3373376.3378486>
- [35] J. Kim, G. Murali, H. Park, E. Qin, H. Kwon, V. Chaitanya, K. Chekuri, N. Dasari, A. Singh, M. Lee, H. M. Torun, K. Roy, M. Swaminathan, S. Mukhopadhyay, T. Krishna, and S. K. Lim, "Architecture, chip, and package co-design flow for 2.5D IC design enabling heterogeneous IP reuse," 2019.
- [36] M. Kim, S. Kong, B. Hong, L. Xu, W. Shi, and T. Suh, "Evaluating coherence-exploiting hardware trojan," in *Design, Automation Test in Europe Conference Exhibition (DATE)*, 2017, pp. 157–162.
- [37] Y. Kim, R. Daly, J. Kim, C. Fallin, J. H. Lee, D. Lee, C. Wilkerson, K. Lai, and O. Mutlu, "Flipping bits in memory without accessing them: An experimental study of dram disturbance errors," *ACM SIGARCH Computer Architecture News*, vol. 42, no. 3, pp. 361–372, 2014.
- [38] M. A. Kinsy, S. Khadka, M. Isakov, and A. Farrukh, "Hermes: Secure heterogeneous multicore architecture design," in *2017 IEEE International Symposium on Hardware Oriented Security and Trust (HOST)*, 2017, pp. 14–20.
- [39] V. Kiriansky, I. Lebedev, S. Amarasinghe, S. Devadas, and J. Emer, "Dawg: A defense against cache timing attacks in speculative execution processors," in *2018 51st Annual IEEE/ACM International Symposium on Microarchitecture (MICRO)*, 2018, pp. 974–987.
- [40] K. Koning, X. Chen, H. Bos, C. Giuffrida, and E. Athanasopoulos, "No need to hide: Protecting safe regions on commodity hardware," in *Proceedings of the Twelfth European Conference on Computer Systems*, ser. EuroSys '17. New York, NY, USA: Association for Computing Machinery, 2017, p. 437–452. [Online]. Available: <https://doi.org/10.1145/3064176.3064217>
- [41] E. M. Koruyeh, K. N. Khasawneh, C. Song, and N. Abu-Ghazaleh, "Spectre returns! speculation attacks using the return stack buffer," in *12th USENIX Workshop on Offensive Technologies (WOOT 18)*. Baltimore, MD: USENIX Association, Aug. 2018. [Online]. Available: <https://www.usenix.org/conference/woot18/presentation/koruyeh>
- [42] B. W. Lampson, "Protection," *SIGOPS Oper. Syst. Rev.*, vol. 8, no. 1, p. 18–24, Jan. 1974. [Online]. Available: <https://doi.org/10.1145/775265.775268>
- [43] J. Laudon and D. Lenoski, "The sgi origin: A cnuma highly scalable server," in *Proceedings of the 24th Annual International Symposium on Computer Architecture*, ser. ISCA '97. New York, NY, USA: Association for Computing Machinery, 1997, p. 241–251. [Online]. Available: <https://doi.org/10.1145/264107.264206>
- [44] I. Lebedev, K. Hogan, J. Drean, D. Kohlbrenner, D. Lee, K. Asanović, D. Song, and S. Devadas, "Sanctorum: A lightweight security monitor for secure enclaves," 2019.
- [45] J. Lee, J. Jang, Y. Jang, N. Kwak, Y. Choi, C. Choi, T. Kim, M. Peinado, and B. B. Kang, "Hacking in darkness: Return-oriented programming against secure enclaves," 2017, pp. 523–539. [Online]. Available: <https://www.usenix.org/conference/usenixsecurity17/technical-sessions/presentation/lee-jaehyuk>
- [46] M. LeMay and C. A. Gunter, "Network-on-chip firewall: Countering defective and malicious system-on-chip hardware," *CoRR*, vol. abs/1404.3465, 2014. [Online]. Available: <http://arxiv.org/abs/1404.3465>
- [47] A. Limited, "security technology building a secure system using trustzone technology," Tech. Rep., 2009.
- [48] J. Lowe-Power, A. M. Ahmad, A. Akram, M. Alian, R. Amslinger, M. Andreozzi, A. Armejach, N. Asmussen, B. Beckmann, S. Bharadwaj, G. Black, G. Bloom, B. R. Bruce, D. R. Carvalho, J. Castrillon, L. Chen, N. Derumigny, S. Diestelhorst, W. Elsasser, C. Escuin, M. Fariborz, A. Farmahini-Farahani, P. Fotouhi, R. Gambord, J. Gandhi, D. Gope, T. Grass, A. Gutierrez, B. Hanindhito, A. Hansson, S. Haria, A. Harris, T. Hayes, A. Herrera, M. Horsnell, S. A. R. Jafri, R. Jagtap, H. Jang, R. Jeyapaul, T. M. Jones, M. Jung, S. Kannoth, H. Khaleghzadeh, Y. Kodama, T. Krishna, T. Marinelli, C. Menard, A. Mondelli, M. Moreto, T. Mück, O. Naji, K. Nathella, H. Nguyen, N. Nikoleris, L. E. Olson, M. Orr, B. Pham, P. Prieto, T. Reddy, A. Roelke, M. Samani, A. Sandberg, J. Setoain, B. Shingarov, M. D. Sinclair, T. Ta, R. Thakur, G. Travaglini, M. Upton, N. Vaish, I. Vougioukas, W. Wang, Z. Wang, N. Wehn, C. Weis, D. A. Wood, H. Yoon, and Éder F. Zulian, "The gem5 simulator: Version 20.0+," 2020.
- [49] P. Maene, J. Götzfried, R. de Clercq, T. Müller, F. Freiling, and I. Verbauwhede, "Hardware-based trusted computing architectures for isolation and attestation," *TC*, vol. 67, no. 3, pp. 361–374, 2018.
- [50] R. Mahajan, R. Sankman, N. Patel, D. Kim, K. Aygun, Z. Qian, Y. Mekonnen, I. Salama, S. Sharan, D. Iyengar, and D. Mallik, "Embedded multi-die interconnect bridge (emib) – a high density, high bandwidth packaging interconnect," in *2016 IEEE 66th Electronic Components and Technology Conference (ECTC)*, 2016, pp. 557–565.
- [51] R. J. Masti, D. Rai, A. Ranganathan, C. Müller, L. Thiele, and S. Capkun, "Thermal covert channels on multi-core platforms," in *24th USENIX Security Symposium (USENIX Security 15)*. Washington, D.C.: USENIX Association, Aug. 2015, pp. 865–880. [Online]. Available: <https://www.usenix.org/conference/usenixsecurity15/technical-sessions/presentation/masti>
- [52] M. Matsuo, N. Hayasaka, K. Okumura, E. Hosomi, and C. Takubo, "Silicon interposer technology for high-density package," in *2000 Proceedings. 50th Electronic Components and Technology Conference (Cat. No.00CH37070)*, 2000, pp. 1455–1459.
- [53] F. McKeen, I. Alexandrovich, I. Anati, D. Caspi, S. Johnson, R. Leslie-Hurd, and C. Rozas, "Intel® software guard extensions (intel® sgx) support for dynamic memory management inside an enclave," in *Proceedings of the Hardware and Architectural Support for Security and Privacy 2016*, ser. HASP 2016. New York, NY, USA: Association for Computing Machinery, 2016. [Online]. Available: <https://doi.org/10.1145/2948618.2954331>
- [54] D. Mehta, H. Lu, O. P. Paradis, M. A. M. S., M. T. Rahman, Y. Iskander, P. Chawla, D. L. Woodard, M. Tehranipoor, and N. Asadizanjani, "The big hack explained: Detection and prevention of pcb supply chain implants," vol. 16, no. 4, 2020.
- [55] M. Nabeel, M. Ashraf, S. Patnaik, V. Soteriou, O. Sinanoglu, and J. Knechtel, "2.5d root of trust: Secure system-level integration of untrusted chiplets," *IEEE Transactions on Computers*, vol. 69, no. 11, p. 1611–1625, Nov 2020. [Online]. Available: <http://dx.doi.org/10.1109/TC.2020.3020777>
- [56] S. Naffziger, K. Lepak, M. Paraschou, and M. Subramony, "AMD chiplet architecture for high-performance server and desktop products," in *2020 IEEE International Solid-State Circuits Conference - (ISSCC)*, 2020, pp. 44–45.
- [57] S. Naffziger, N. Beck, T. Burd, K. Lepak, G. H. Loh, M. Subramony, and S. White, "Pioneering chiplet technology and design for the amd epyc and ryzen processor families : Industrial product," 2021, pp. 57–70.
- [58] A. P. D. Nath, S. Boddupalli, S. Bhunia, and S. Ray, "Ark: Architecture for security resiliency in soc designs with network-on-chip (noc) fabrics," 2019.
- [59] D. A. Osvik, A. Shamir, and E. Tromer, "Cache attacks and countermeasures: The case of aes," in *Topics in Cryptology – CT-RSA 2006*, D. Pointcheval, Ed. Berlin, Heidelberg: Springer Berlin Heidelberg, 2006, pp. 1–20.
- [60] J. Park, N. Kang, T. Kim, Y. Kwon, and J. Huh, "Nested enclave: Supporting fine-grained hierarchical isolation with sgx," in *2020 ACM/IEEE 47th Annual International Symposium on Computer Architecture (ISCA)*, 2020, pp. 776–789.
- [61] A. Prodromou, A. Panteli, C. Nicopoulos, and Y. Sazeides, "Nocalert: An on-line and real-time fault detection mechanism for network-on-chip architectures," in *2012 45th Annual IEEE/ACM International Symposium on Microarchitecture*, 2012, pp. 60–71.
- [62] P. Qiu, D. Wang, Y. Lyu, and G. Qu, "VoltJockey: Breaching TrustZone by software-controlled voltage manipulation over multi-core frequencies," 2019, pp. 195–209.
- [63] J. J. Rajendran, O. Sinanoglu, and R. Karri, "Building trustworthy systems using untrusted components: A high-level synthesis approach," vol. 24, no. 9, pp. 2946–2959, 2016.
- [64] V. Y. Raparti and S. Pasricha, "Lightweight mitigation of hardware trojan attacks in noc-based manycore computing," in *2019 56th ACM/IEEE Design Automation Conference (DAC)*, 2019, pp. 1–6.

- [65] A. Saeed, A. Ahmadiania, M. Just, and C. Bobda, "An id and address protection unit for noc based communication architectures," in *Proceedings of the 7th International Conference on Security of Information and Networks*, ser. SIN '14. New York, NY, USA: Association for Computing Machinery, 2014, p. 288–294. [Online]. Available: <https://doi.org/10.1145/2659651.2659719>
- [66] M. Schwarz, S. Weiser, and D. Gruss, "Practical enclave malware with intel SGX," *CoRR*, vol. abs/1902.03256, 2019. [Online]. Available: <http://arxiv.org/abs/1902.03256>
- [67] B. Sinharoy, R. N. Kalla, J. M. Tandler, R. J. Eickemeyer, and J. B. Joyner, "Power5 system microarchitecture," *IBM Journal of Research and Development*, vol. 49, no. 4.5, pp. 505–521, 2005.
- [68] S. Takaya, M. Nagata, A. Sakai, T. Kariya, S. Uchiyama, H. Kobayashi, and H. Ikeda, "A 100GB/s wide I/O with 4096b TSVs through an active silicon interposer with in-place waveform capturing," 2013, pp. 434–435.
- [69] C. Trippel, D. Lustig, and M. Martonosi, "Meltdownprime and spectreprime: Automatically-synthesized attacks exploiting invalidation-based coherence protocols," 2018.
- [70] T. Trippel, K. G. Shin, K. B. Bush, and M. Hicks, "ICAS: an extensible framework for estimating the susceptibility of IC layouts to additive trojans," 2020, pp. 1742–1759.
- [71] P. Vivet, E. Guthmuller, Y. Thonnart, G. Pillonnet, G. Moritz, I. Miro-Panadès, C. Fuguet, J. Durupt, C. Bernard, D. Varreau, J. Pontes, S. Thuries, D. Coriat, M. Harrand, D. Dutoit, D. Lattard, L. Arnaud, J. Charbonnier, P. Coudrain, A. Garnier, F. Berger, A. Gueugnot, A. Greiner, Q. Meunier, A. Farcy, A. Arriordaz, S. Cheramy, and F. Clermidy, "A 220GOPS 96-core processor with 6 chiplets 3D-stacked on an active interposer offering 0.6ns/mm latency, 3Tb/s/mm² inter-chiplet interconnects and 156mW/mm²@ 82%-peak-efficiency DC-DC converters," 2020, pp. 46–48.
- [72] E. Witchel, J. Cates, and K. Asanović, "Mondrian memory protection," in *Proceedings of the 10th International Conference on Architectural Support for Programming Languages and Operating Systems*, ser. ASPLOS X. New York, NY, USA: Association for Computing Machinery, 2002, p. 304–316. [Online]. Available: <https://doi.org/10.1145/605397.605429>
- [73] E. Witchel, J. Rhee, and K. Asanović, "Mondrix: Memory isolation for linux using mondriaan memory protection," *SIGOPS Oper. Syst. Rev.*, vol. 39, no. 5, p. 31–44, Oct. 2005. [Online]. Available: <https://doi.org/10.1145/1095809.1095814>
- [74] J. Woodruff, R. N. Watson, D. Chisnall, S. W. Moore, J. Anderson, B. Davis, B. Laurie, P. G. Neumann, R. Norton, and M. Roe, "The cheri capability model: Revisiting risc in an age of risk," *SIGARCH Comput. Archit. News*, vol. 42, no. 3, p. 457–468, Jun. 2014. [Online]. Available: <https://doi.org/10.1145/2678373.2665740>
- [75] M. Yan, B. Gopireddy, T. Shull, and J. Torrellas, "Secure hierarchy-aware cache replacement policy (sharp): Defending against cache-based side channel attacks," in *2017 ACM/IEEE 44th Annual International Symposium on Computer Architecture (ISCA)*, 2017, pp. 347–360.
- [76] M. Yan, J. Wen, C. W. Fletcher, and J. Torrellas, "Secdir: A secure directory to defeat directory side-channel attacks," in *2019 ACM/IEEE 46th Annual International Symposium on Computer Architecture (ISCA)*, 2019, pp. 332–345.
- [77] M. Yan, J. Choi, D. Skarlatos, A. Morrison, C. W. Fletcher, and J. Torrellas, "Invisispec: Making speculative execution invisible in the cache hierarchy," ser. MICRO-51. IEEE Press, 2018, p. 428–441. [Online]. Available: <https://doi.org/10.1109/MICRO.2018.00042>
- [78] P. Yang and M. Marek-Sadowska, "Making split-fabrication more secure," in *2016 IEEE/ACM International Conference on Computer-Aided Design (ICCAD)*, 2016, pp. 1–8.
- [79] F. Yao, M. Doroslovacki, and G. Venkataramani, "Are coherence protocol states vulnerable to information leakage?" in *2018 IEEE International Symposium on High Performance Computer Architecture (HPCA)*, 2018, pp. 168–179.
- [80] J. Yin, Z. Lin, O. Kayiran, M. Poremba, M. Shoaib Bin Altaf, N. Enright Jerger, and G. H. Loh, "Modular Routing Design for Chiplet-Based Systems," in *ACM/IEEE ISCA*, 2018, pp. 726–738.
- [81] J. Zebchuk, M. K. Qureshi, V. Srinivasan, and A. Moshovos, "A tagless coherence directory," in *2009 42nd Annual IEEE/ACM International Symposium on Microarchitecture (MICRO)*, 2009, pp. 423–434.
- [82] H. Zhang, S. Ghosh, J. Fix, S. Apostolakis, S. R. Beard, N. P. Nagendra, T. Oh, and D. I. August, "Architectural support for containment-based security," 2019, pp. 361–377.