

Cooperative Network Coding for Distributed Storage using Base Stations with Link Constraints

Suayb S. Arslan*, Massoud Pourmandi† and Elif Haytaoglu‡

* Dept. of Computer Engineering, MEF University, Maslak, Istanbul, TR

† Dept. of EE, Boğaziçi University University, Bebek, Istanbul, TR

‡ Dept. of Computer Engineering, Pamukkale University, Denizli, TR

Abstract

In this work, we consider a novel distributed data storage/caching scenario in a cellular setting where multiple nodes may fail/depart at the same time. In order to maintain the target reliability, we allow cooperative regeneration of lost nodes with the help of base stations allocated in a set of hierarchical layers. Due to this layered structure, a symbol download from each base station has a different cost, while the link capacities connecting the nodes of the cellular system and the base stations are also limited. In this more practical and general scenario, we present the fundamental trade-off between repair bandwidth cost and the storage space per node. Particularly interesting operating points are the minimum storage as well as bandwidth cost points in this trade-off curve. We provide closed-form expressions for the corresponding bandwidth (cost) and storage space per node for these operating points. Finally, we provide an explicit optimal code construction for the minimum storage regeneration point for a given set of system parameters.

I. INTRODUCTION

Scalability and reliability of distributed data storage and caching are quite crucial for next generation cellular system design. In such settings, nodes that store information may fail or leave the cell permanently. For fault tolerance, the data is usually cached in erasure coded form in the cell. Moreover, in order to maintain the target reliability (or service quality in a constant distributed network), we need to regenerate the unavailable content on a periodic basis. A data of size F symbols is erasure coded to provide required durability and distributed across different n mobile nodes of the local cell where each node stores α units of data. In the case of a failure or node departure, either an instantaneous repair process regenerate lost node contents as soon as they become unavailable or a lazy repair may be adapted in which no regeneration take place during a time duration to accumulate losses and initiate a cooperative regeneration. The latter helps reduce the required bandwidth dramatically [1], [2].

In any lazy cooperative repair scheme, there are two phases. Suppose that at the time of regeneration there are t failed/departed nodes accumulated so far. Newcomer nodes are regenerated by first contacting $d \leq n - t$ other live nodes to download β units of data to resurrect the lost data content. In the second phase, after each newcomer processes the downloaded data, the t newcomers exchange data among themselves, each by downloading β' units of data from the rest of the other $t - 1$ newcomers.

In this paper, we consider the availability of multiple base stations which cache the stored content in the nodes of the local cellular network. In particular, we introduce two novel concepts, namely *bandwidth cost* and *link capacity* in addition to cooperation. More specifically, we constrain the maximum link capacity limit to be $b_l \beta$ to be downloaded from the l -th base station. The bandwidth cost defines the cost we pay per downloaded symbols from each base station. Although there are similarities to previous rack-aware configurations [3]–[7], the essence of the problem is more general as it encompasses cost notion and capacity-constrained communication channels. Moreover, these configurations do not address the cooperative regeneration and/or minimizing the bandwidth cost in their rack-aware architecture.

The rest of the paper is organized as follows. In Section II, we provide our motivation with an example coding scenario in which base station assistance is beneficial, and then we introduce the problem statement formally. In Section III, we provide our main result that characterizes the trade-off between the bandwidth cost versus storage space per cellular node. We explore two important operating points in the trade-off curve; namely base station assisted minimum storage and minimum bandwidth cost cooperative regeneration (namely BS-MSCR and BS-MBCCR, respectively). In Section IV, we provide a code construction for BS-MSCR operating point based on MDS codes. Finally, we conclude our paper in Section V.

II. MOTIVATION AND SYSTEM MODEL

A. Motivating Example

Let us consider a recurring example in the literature whereby out of four storage nodes, two nodes fail and we attempt cooperative regeneration of data in these nodes. In that setting, each node stores two packets where each packet is assumed to be 1MB ($F = 4$ MB). The first node stores A_1, A_2 , second node stores B_1, B_2 , third node contains $A_1 + B_1$ and $2A_2 + B_2$. Finally, the fourth node stores $2A_1 + B_1$ and $A_2 + B_2$. Assume further that the second and fourth nodes fail. To recover both nodes the classical way and simultaneously, they need to contact the remaining alive nodes and download four packets per

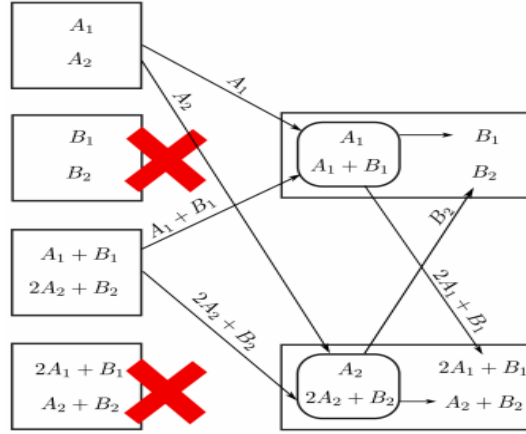


Fig. 1. Cooperative regeneration of multiple failures [2].

lost node (4MB) for the regeneration process. However, studies such as [1] and [2] showed that cooperation can help reduce the amount of data exchange to 3MB per node. As can be seen in Fig. 1, an example introduced in [2], the top newcomer downloads A_1 and $A_1 + B_1$ and computes B_1 for local storage and $2A_1 + B_1$ to transfer to other newcomer. Similarly, the bottom newcomer downloads A_2 and $2A_2 + B_2$ from alive nodes and compute $A_2 + B_2$ for local storage and B_2 to transfer to other newcomer.

Let us assume a two-layer scenario in which different base stations are involved in the recovery process. We partition packets to half packets (0.5MB) and assume BS communication to be $w_1 > 1$ more costly compared to local communication. Also, communication with the satellite/cloud layer costs $w_2 > w_1 > 1$ whereby BS is able to provide at most r fraction of local downloaded data (β) and satellite/cloud layer stores the entire file. This constraint on the link capacity implies that the number of bytes that can be communicated with higher layer nodes is a linear function of that of local nodes (β)¹. In that case, one packet transfer between local nodes and higher layers correspond to w_1 or w_2 packet transfers solely between local nodes subject to this limitation.

We provide an example scenario in Fig. 2 in which half packets for A_1 namely, A_1^1 and A_1^2 and for A_2 namely, A_2^1 and A_2^2 are summed before transmission to newcomers. The top newcomer initially resurrect $B_1^1 + B_1^2$ and downloads from the other newcomer $B_2^1 + B_2^2$. Finally by downloading B_1^1 from the satellite/cloud layer and B_2^2 from the BS, it would be able to complete the repair process. Similarly, the bottom newcomer initially computes $A_2^1 + B_2^1 + A_2^2 + B_2^2$, and through downloading $2A_1^1 + B_1^1 + 2A_1^2 + B_1^2$ from the other newcomer and the half packets $2A_1^1 + B_1^1$ from the satellite/cloud layer and $A_2^2 + B_2^2$ from the BS, respectively, it would be able to complete the repair process. Overall a total bandwidth cost of $3 + w_1 + w_2$ is experienced for the exact repair. In Table I, we compare the bandwidth cost per repaired node using this coding scheme (CoopLayer) based on the example in [2] (CoopLocal) with $r = 1$. We have also included no cooperation (NoCoopLocal) and a protocol which only contacts higher layers and download the node content directly from them without local assistance (FullLayer). As can be seen, the coding scheme we present downloads 0.5MB from the BS and 0.5MB from the satellite/cloud layer corresponding to $r = 1$ fraction of the local download ($\beta = 0.5$ MB) and performs best among other schemes. In this study, we will argue that the presented coding scheme uses both layers and is optimal for $r = 1$ for the weight values of Scenario 1 given in Table I. In this case, the cost of CoopLayer is the sum of 1 unit cost from the helper nodes, 0.5 unit cost from the cooperation phase, 0.55 from the BS and 0.85 from the satellite layers. However it turns out that in Scenario 2, using different weight distribution, it is optimal to use only the BS in the repair process. In other words, using $r = 1$ and smaller packetizations, we can show that there exists an optimal coding method that can achieve a bandwidth cost of as low as $43/15 \approx 2.867$ (corresponds to $8/3 \approx 2.66$ MBs).

¹This constraint will be a parameter of our work later on.

| | β | w_1 | w_2 | NoCoopLocal | CoopLocal | CoopLayer | FullLayer |
|------------|---------|-------|-------|-------------|-----------|-----------|-----------|
| Scenario 1 | 0.5 MB | 1.1 | 1.7 | 4 | 3 | 2.9 | 3.1 |
| Scenario 2 | 2/3 MB | 1.3 | 2.1 | 4 | 3 | 2.867 | 3.667 |

TABLE I
BANDWIDTH COST PER NEWCOMER FOR COOPERATIVE, LOCAL AND BS-ASSISTED COOPERATIVE REGENERATION SCHEMES ($r = 1$).

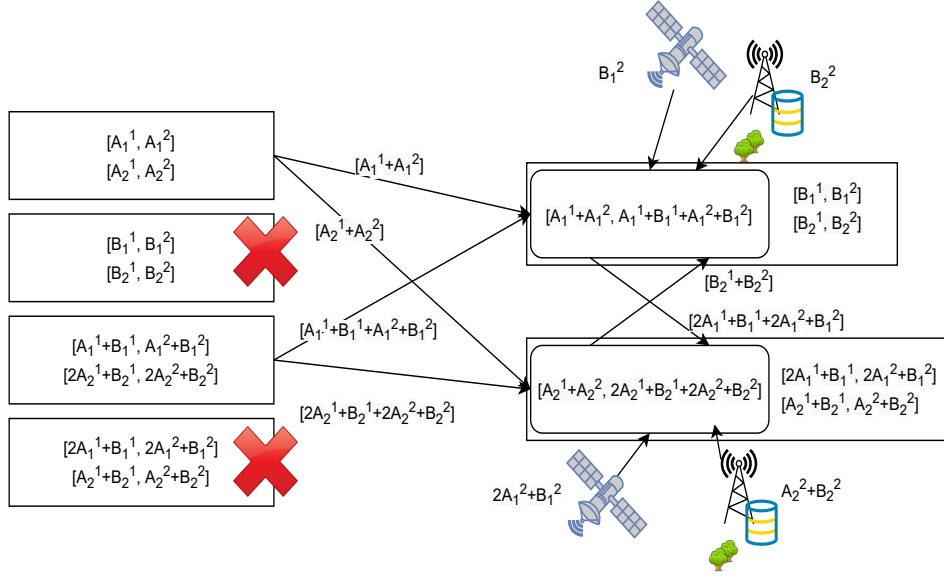


Fig. 2. Cooperative regeneration of multiple failed nodes with the help of a base station and a satellite/cloud layer.

B. System Model and Information Flow Diagram

We consider a local cell with n storage nodes and multiple upper layers serving as back-up cluster nodes, each with size n_l with $l = 1, \dots, M$, such that individual clusters are assigned a cost factor w_l . We suppose that clusters are stacked according to non-descending costs, therefore cluster with label 0 would correspond to local cluster and cluster with label M is the cluster that has highest cost factor. We further assume each link to have limited capacity b_l and the number of symbols that can be downloaded (β_l'') is constrained i.e., $\beta_l'' \leq b_l \beta$.

In our study we invoke information flow graphs to characterize the trade-off region, which are graphical representations of a network in which some information sources are multicast to a set of destination sinks through intermediate nodes. An information flow graph can be described by three types of nodes namely *source nodes*, *intermediate nodes* and *sink nodes*. In general, for the case of single source multiple sink nodes problem, achievable capacity of the network is characterized through max-flow min-cut theorem [8], [9]. In general case of multiple source nodes, achievable capacity is still an open problem. As a pioneering work, Alswede *et al.* [8] characterized the min-cut max-flow with network coding and proved that linear network codes are sufficient to achieve the min-cut bound in multicast problem with a single source. In the context of a distributed storage system, a directed acyclic graph called an information flow graph \mathcal{G} is used. As mentioned before, \mathcal{G} consists of a source \mathbf{S} , intermediary nodes, and data collectors (\mathbf{DC}) which only contact any k devices for the full reconstruction of the stored file.

We characterize our proposed information flow graph with $(n, k, d, t, \alpha, \gamma, \{r_l\}, \{w_l\})$ tuple using M distinct layers, different than the one in [2]. An example graph is illustrated in Fig. 3 for $M = 2$ case. Besides, for a given code parameters $(n, k, d, t, \alpha, \gamma)$, we denote all possible graphs with $\mathcal{G}(n, k, d, t; \alpha, \beta, \beta', \{\beta_l''\}_{l=1}^M)$. Data file \mathcal{F} with size F is represented by the source node \mathbf{S} at stage $s = -1$. Initial nodes are represented by pairs of vertices $(x_{In_j}^i, x_{Out_j}^i)$ at stage $s = 0$, where i and j are the time index and device label introduced at time index i , respectively. Secondary nodes are represented by tuple $(x_{In_j}^i, x_{Coop_{j,1}}^i, x_{Coop_{j,2}}^i, x_{Out_j}^i)$ with stage $s \geq 1$. Finally, data collectors are represented by single node with stage $s \geq 1$.

In our repair configuration, the initial data repair stage involves contacting d other local live nodes and downloading β symbols from each through edges $x_{Out_j}^k \rightarrow x_{In_j}^i$, for $k < i$ and $j \neq j'$. In the next phase, the newcomer contacts M above layers (all n_l nodes in them) and download β_l'' symbols from the l -th layer whereby each layer only stores $F_l \geq b_l \beta$ symbols for some $b_l \in \mathbb{R}$ and j -th node in l -th layer is associated with cost $w_l \geq 1$ per symbol download. In the final phase, all newcomers undergo a joint local coordination by downloading β' symbols from at most $t - 1$ other failed nodes within the same local cell through the edges $x_{Coop_{j,1}}^i \rightarrow x_{Coop_{j',2}}^i$ for $j \neq j'$. The newcomer stores α symbols, and this is represented by a directed edge from $x_{Coop_{j,2}}^i$ to $x_{Out_j}^i$ with capacity α . To successfully reconstruct the file, a data collector is connected to k alive “out” nodes with distinct indices, but not necessarily from the same stage, by k infinite-capacity edges. We finally note that all previous works would be a special case of this general description.

C. Optimization Problem

Without loss of generality, we shall assume each layer contains a single base station. Moreover, similar to previous works [10], we introduce auxiliary variables r_l to be able to express β_l'' in terms of β i.e., $\beta_l'' = r_l \beta$. We characterize the link

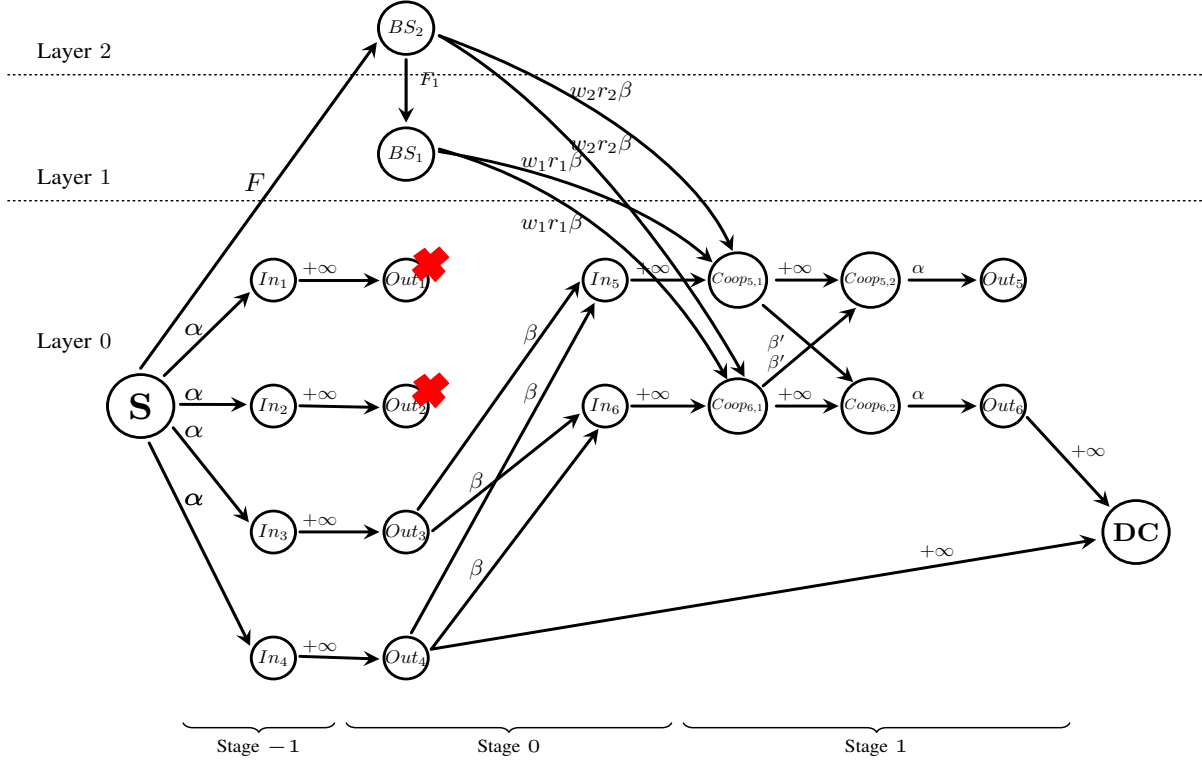


Fig. 3. An example information flow diagram for $M = 2$, $n_1 = n_2 = 1$. For short-hand notation, only subscripts are used. For instance, $x_{In_1}^0, x_{Coop_{5,1}}^1$ are denoted by $In_1, Coop_{5,1}$.

constraints by bounding the r_l i.e. $0 \leq r_l \leq b_l$ for some fixed $b_l \in \mathbb{R}$. Based on the regeneration description, the total repair bandwidth cost per failed node (γ_c) is obtained as follows,

$$\gamma_c(\mathbf{s}) = d\beta + (t-1)\beta' + \sum_{l=1}^M s_l w_l r_l \beta \quad (1)$$

where for some $\rho \in \{0, 1, \dots, M\}$ and entries s_l , which defines the number of used BSs with

$$\mathbf{s}_\rho = \left\{ \underbrace{(1, \dots, 1)}_\rho, \underbrace{(0, \dots, 0)}_{M-\rho} : \sum_{l=1}^M s_l = \rho \right\}. \quad (2)$$

The minimum cut of the flow diagram G induces the following constraint on the file size

$$\min_{r_l, \mathbf{u} \in P} \left\{ u_0 \alpha + \sum_{j=1}^g u_j \left(d' - \sum_{i=0}^{j-1} u_i \right) \beta + u_j (t - u_j) \beta' \right\} \geq F \quad (3)$$

where $P = \{ \mathbf{u} = (u_i)_{0 \leq i < g} : 1 \leq u_i \leq t \text{ and } \sum_i^g u_i = k \}$ and $d' = d + \sum_{l=1}^M s_l r_l$. Here, u_i is the number of nodes contacted in each repair group of size t during the repair and g is the number of repairing stages. Note that unlike d , d' is real valued. Therefore, slightly modifying the steps given in [2] we can obtain the file size constraint in (3), which can further be expressed for $g = 0, \dots, k$ as,

$$F \leq \begin{cases} \Phi_{g, \mathbf{s}_\rho} + g(\beta/2 - \beta') & \text{if } \beta \geq 2\beta', \\ \Phi_{g, \mathbf{s}_\rho} + \psi_{g, t}(\beta/2 - \beta') & \text{otherwise} \end{cases} \quad (4)$$

where $\Phi_{g, \mathbf{s}} = \alpha(k - g) + g\beta(d' - k + \frac{g}{2}) + \beta'gt$ used as a shorthand notation and $\psi_{g, t} = \lfloor g/t \rfloor t^2 + (g - \lfloor g/t \rfloor)t^2$.

For a given file size F and system parameters $\alpha, d, k, t, \mathbf{w} = (w_l)_{1 \leq l \leq M}, \mathbf{b} = (b_l)_{1 \leq l \leq M}$, the bandwidth cost-storage trade-off is the solution to the following constrained optimization problem

$$\min_{\mathbf{s}, r_1, \dots, r_M, \beta, \beta'} \left\{ d\beta + (t-1)\beta' + \sum_{l=1}^M s_l w_l r_l \beta \right\} \quad (5)$$

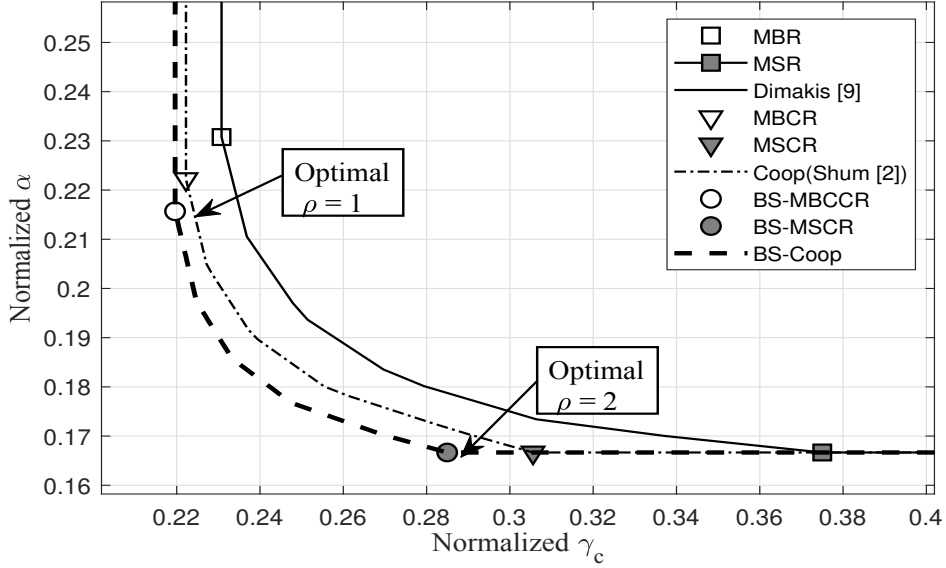


Fig. 4. Storage versus repair bandwidth cost trade off, for $k = 6$, $d = 9$, $t = 3$, $b = [1, 0.75, 0.5, 0.25]$ and $w = [1.2, 1.4, 1.8, 1.84]$.

subject to the conditional constraint in (4) and

$$0 \leq \beta, \beta' \leq \frac{F}{d} \quad (6)$$

$$b_l \in \mathbb{R}, r_l \in [0, b_l], \quad l = 1, \dots, M \quad (7)$$

$$\mathbf{s}_\rho = [s_1, \dots, s_M], s_l \in \{0, 1\} \quad (8)$$

Due to space constraints, we present a solution of the optimization problem using a few selected parameters in Fig. 4. As can be seen the new trade-off curve, which uses different number of base stations at different operating points, allows better achievable region as compared to two major past works.

III. BS-MSCR AND BS-MBCCR OPERATING POINTS

Two operating points of this trade-off curve are of special importance namely, minimum storage and bandwidth cost operating points.

Theorem 3.1. *For a given set values of r_1, \dots, r_M in a BS-assisted cooperative repair scenario, the minimum storage and minimum repair bandwidth cost regeneration, namely BS-MSCR and BS-MBCCR points on the tradeoff curve are characterized as*

$$(\gamma_{BS-MSCR}, \alpha_{BS-MSCR}) = \left(\frac{F(d + \sum_{l=1}^M s_l w_l r_l + t - 1)}{k(d + \sum_{l=1}^M s_l r_l + t - k)}, \frac{F}{k} \right) \quad (9)$$

$$(\gamma_{BS-MBCCR}, \alpha_{BS-MBCCR}) = \left(\frac{F(2(d + \sum_{l=1}^M s_l w_l r_l) + t - 1)}{k(2(d + \sum_{l=1}^M s_l r_l) + t - k)}, \frac{F(2(d + \sum_{l=1}^M s_l r_l) + t - 1)}{k(2(d + \sum_{l=1}^M s_l r_l) + t - k)} \right) \quad (10)$$

Proof. At the BS-MBCCR operating point, similar to the reasoning given in [2], for a given set of values of r_1, \dots, r_M , the minimum repair bandwidth cost is the intersection between $\beta = 2\beta'$ and $\beta - \beta'$ planes corresponding to the constraints given in (4) for $g = k$ and $\alpha \geq d\beta + (t-1)\beta' + \sum_{l=1}^M s_l r_l$. To find the intersection, we substitute $\beta = 2\beta'$ in the $\beta - \beta'$ plane to get

$$\alpha(k - k) + k\beta \left(d + \sum_{l=1}^M s_l r_l - k + \frac{k+1}{2} \right) + \frac{k\beta}{2}(t-1) = F \quad (11)$$

which subsequently leads to

$$\beta = \frac{2F}{k \left(2(d + \sum_{l=1}^M s_l r_l) + t - k \right)}. \quad (12)$$

Thus, by substituting β and $\beta' = \beta/2$ in the expression of $\gamma_c(\mathbf{s})$, the result follows. As for the BS-MSCR operating point, let $g = lt + q$, where l is an integer and $0 \leq q \leq t$. Note that $l = 0$ corresponds to the minimum storage point i.e., $\alpha = \frac{F}{k}$. Taking into this consideration, for a given set of values of r_1, \dots, r_M , the intersection between $\beta = \beta'$ with $\beta - \beta'$ plane subject to the constraint in (4) gives us the BS-MSCR point. \square

Note that in order to calculate BS-MSCR and BS-MBCCR operating points, we still need to find the set $\{r_l\}$. Next proposition shows that minimum bandwidth cost is indeed attained at the upper bounds.

Proposition 3.1. For the given values of ρ , $\mathbf{s}_\rho = [\underbrace{1, \dots, 1}_\rho, \underbrace{0, \dots, 0}_{M-\rho}]$ and $0 \leq r_l \leq b_l$ for $l = 1, \dots, M$, satisfying

$$\sum_{l=1}^{\rho} w_l r_l \leq \bar{w}_t \sum_{l=1}^{\rho} r_l \quad (13)$$

with $\bar{w}_t \in \left\{ \frac{d+t-1}{d+t-k}, \frac{2d+t-1}{2d+t-k} \right\}$, repair bandwidth cost $\gamma_c \in \{\gamma_{BS-MSCR}, \gamma_{BS-MBCCR}\}$ is minimized at the upper bounds $[b_1, \dots, b_\rho]$.

Proof. In BS-MBCCR case, let us assume that we happen to use ρ base stations. In other words, $\{r_1, \dots, r_\rho\}$ are non-zero values satisfying the condition,

$$\sum_{l=1}^{\rho} w_l r_l \leq \frac{2d+t-1}{2d-k+t} \sum_{l=1}^{\rho} r_l \quad (14)$$

Note that in order for base stations to help reduce the bandwidth cost, we would need $\gamma_c(\mathbf{s}_\rho) \leq \gamma_c(\mathbf{0})$ which leads to equation (14). Here $\mathbf{0}$ denotes the all-zero vector. Accordingly, inequality (14) can be rewritten as follows:

$$\sum_{l=1}^{\rho} w_l r_l = \tau \bar{w}_t \sum_{l=1}^{\rho} r_l \quad (15)$$

where $0 \leq \tau \leq 1$. If we reformulate $\gamma_c(\mathbf{s}_\rho)$ in terms of ρ , repair bandwidth cost can be rewritten as,

$$\gamma_c(\mathbf{s}_\rho) = \frac{\bar{w}_t}{k} \frac{2d-k+t+2\tau \sum_{l=1}^{\rho} r_l}{2d-k+t+2 \sum_{i=1}^{\rho} r_i}. \quad (16)$$

Note that equation (16) is inversely related to $\sum_{l=1}^{\rho} r_l$ (it can be easily shown by taking the derivative). In other words, in order to minimize $\gamma_c(\mathbf{s}_\rho)$, it is sufficient to maximize the term $\sum_{l=1}^{\rho} r_l$. A similar proof following the same line of reasoning can be given for BS-MSCR point. \square

The implication of the result of Proposition 3.1 is that we can simply obtain BS-MSCR and BS-MBCCR points by replacing r_i with b_i as,

$$\begin{aligned} (\gamma_{BS-MSCR}, \alpha_{BS-MSCR}) = & \\ & \left(\frac{F(d + \sum_{l=1}^{\rho_{BS-MSCR}} w_l b_l + t - 1)}{k(d + \sum_{l=1}^{\rho_{BS-MSCR}} b_l + t - k)}, \frac{F}{k} \right) \end{aligned} \quad (17)$$

$$\begin{aligned} (\gamma_{BS-MBCCR}, \alpha_{BS-MBCCR}) = & \\ & \left(\frac{F(2(d + \sum_{l=1}^{\rho_{BS-MBCCR}} w_l b_l) + t - 1)}{k(2(d + \sum_{l=1}^{\rho_{BS-MBCCR}} b_l) + t - k)}, \frac{F(2(d + \sum_{l=1}^{\rho_{BS-MBCCR}} b_l) + t - 1)}{k(2(d + \sum_{l=1}^{\rho_{BS-MBCCR}} b_l) + t - k)} \right) \end{aligned} \quad (18)$$

In Algorithm 1, we provide a linear time search algorithm to find $\rho_{BS-MSCR}$ and $\rho_{BS-MBCCR}$ i.e., the optimal number of contributing BSs, ρ_{min} for both BS-MSCR and BS-MBCCR operating points. We use p_t to indicate whether the results corresponds to BS-MSCR ($p_t = 1$) or BS-MBCCR ($p_t = 0$).

Algorithm 1 Optimal Number of BSs (ρ_{min})

```

1: function OptBSNumCal( $k, d, t, M, \mathbf{b}, \mathbf{w}, p_t$ )
2:  $\rho_{min} \leftarrow 0$ 
3: for  $i = 1 : M$  do
4:    $\bar{d} \leftarrow d + \sum_{l=1}^{i-1} w_l b_l$  ,  $\bar{b} \leftarrow d + \sum_{l=1}^{i-1} b_l$   $\triangleright \mathbf{b} = \{b_l\}$ 
5:    $\bar{w}_t \leftarrow p_t \left( \frac{\bar{d}+t-1}{\bar{b}+t-k} \right) + (1-p_t) \left( \frac{2\bar{d}+t-1}{2\bar{b}+t-k} \right)$   $\triangleright p_t \in \{0, 1\}$ 
6:   if  $w_i > \bar{w}_t$  then  $\triangleright \mathbf{w} = \{w_l\}$ 
7:     break;
8:   end if
9:    $\rho_{min} \leftarrow \rho_{min} + 1$ 
10: end for
11: return  $\rho_{min}$ 

```

IV. AN EXPLICIT CONSTRUCTION FOR EXACT BS-ASSISTED MSCR CODE

Exact repair has many advantages such as reduced maintenance compared to functional repair as indicated in previous works [2]. Exact MSR and MSCR code constructions have been established for a given arbitrary code parameters [11]. In this section, we provide a family of regeneration codes for BS-assisted cooperative repair with parameters ρ and $d = k \leq n - t$. For simplicity, we also assume $b_l = 1$. Similar to previous constructions, we base our construction on maximal-distance separable (MDS) code of length n with dimension k , consisting of symbols from $GF(p^q)$ with prime p and $n \leq p^q$ for some positive integer q . The code presented in subsection II.A would be a special case of the simplified construction we present in this subsection.

Our construction is based on multiple MDS codes with the same $k \times n$ generator matrix² $\mathbf{G} = [\mathbf{g}_1, \mathbf{g}_2, \dots, \mathbf{g}_n]$ where \mathbf{g}_i represents the i -th column of \mathbf{G} . The file of size F is divided into $k(t + \rho)$ chunks where each one of them is considered to be from $GF(p^q)$. We structure these chunks as a $(t + \rho) \times k$ message matrix \mathbf{M} . Thus, we compute $\mathbf{M}\mathbf{G}$ and make the node j store j -th column of $\mathbf{M}\mathbf{G}$ for $j = 1, 2, \dots, n$. Suppose we represent each row of \mathbf{M} as $\mathbf{m}_1^T, \mathbf{m}_2^T, \dots, \mathbf{m}_{t+\rho}^T$. We have k message symbols in each row represented as a vector $\mathbf{m}_i^T = [m_1 \ m_2 \ \dots \ m_k]$, each $m_i \in GF(p^m)$ encoded into the codeword $\mathbf{m}_i^T \mathbf{G}$. In such a setting, node j would store $\mathbf{m}_i^T \mathbf{g}_j$, for $i = 1, 2, \dots, t + \rho$.

Suppose that nodes with indices j_1, j_2, \dots, j_t fail/depart the cell and become permanently unavailable. In the first phase of the regeneration, the l -th newcomer j_l connects any $d = k$ remaining nodes, say $\pi_l(1), \pi_l(2), \dots, \pi_l(k)$ and downloads $\mathbf{m}_l^T \mathbf{g}_{\pi_l(1)}, \mathbf{m}_l^T \mathbf{g}_{\pi_l(2)}, \dots, \mathbf{m}_l^T \mathbf{g}_{\pi_l(k)}$ to successfully reconstruct \mathbf{m}_l^T . In the subsequent cooperative phase, newcomer j_l computes $\mathbf{m}_l^T \mathbf{g}_{j_h}$ to send to the newcomer j_h with $h \neq l$. So a total of $t - 1$ chunks are exchanged by each newcomer in this cooperative phase. After the second phase, l -th newcomer j_l has t chunks namely $\mathbf{m}_h^T \mathbf{g}_{j_l}$ for $h = 1, \dots, t$. In the final phase of the regeneration, we download the remaining ρ chunks from the available ρ base stations each providing one chunk of information. We first note that in this case the last two phases of the regeneration are interchangeable. We also note that a chunk of information is of size $\frac{F}{k(t+\rho)}$ and the total number of chunks downloaded for each newcomer is $d + \rho + t - 1$ achieving the minimum bandwidth possible.

V. CONCLUSIONS AND FUTURE WORK

In this work, we have considered the cooperative node repair process of distributed data storage for cellular networks in presence of base stations. Since the symbol download between local nodes and base stations may be more costly and limited, we have introduced the concept of bandwidth cost and link capacities. Furthermore, we have formulated appropriate bounds on the file size and solve the optimization problem. We conjecture that closed form expressions can be found for each operating point in the trade-off curve. Our results indicate that a better bandwidth cost-storage space trade-off may be possible in the presence of base stations. We also realize that the cost notion can be applied to storage as well and a natural extension to this work would be to characterize the bandwidth cost-storage cost trade-off. Although we have provided a construction for the exact BS-MSCR operating point, it is valid only for specific parameter selections of the system. We leave different code constructions for general parameters and link capacity settings as a future work.

ACKNOWLEDGMENT

This study is supported by TUBITAK under grant no 119E235.

²Any $k \times k$ submatrix of \mathbf{G} is invertible. Thus any data collector connecting a subset of k nodes would be able to reconstruct the file.

REFERENCES

- [1] A. Kermarrec, N. Le Scouarnec, and G. Straub, "Repairing multiple failures with coordinated and adaptive regenerating codes," in *2011 International Symposium on Networking Coding*, 2011, pp. 1–6.
- [2] K. W. Shum and Y. Hu, "Cooperative regenerating codes," *IEEE Transactions on Information Theory*, vol. 59, no. 11, pp. 7229–7258, 2013.
- [3] J. Sohn, B. Choi, S. W. Yoon, and J. Moon, "Capacity of clustered distributed storage," *IEEE Transactions on Information Theory*, vol. 65, no. 1, pp. 81–107, 2019.
- [4] H. Hou, P. P. C. Lee, K. W. Shum, and Y. Hu, "Rack-aware regenerating codes for data centers," *IEEE Transactions on Information Theory*, vol. 65, no. 8, pp. 4730–4745, 2019.
- [5] A. Tebbi, T. H. Chan, and C. W. Sung, "Multi-rack distributed data storage networks," *IEEE Transactions on Information Theory*, vol. 65, no. 10, pp. 6072–6088, 2019.
- [6] Z. Zhang and L. Zhou, "Rack-aware regenerating codes with fewer helper racks," 2021.
- [7] H. Hou, P. P. C. Lee, and Y. S. Han, "Minimum storage rack-aware regenerating codes with exact repair and small sub-packetization," in *2020 IEEE International Symposium on Information Theory (ISIT)*, 2020, pp. 554–559.
- [8] R. Ahlswede, Ning Cai, S. . R. Li, and R. W. Yeung, "Network information flow," *IEEE Transactions on Information Theory*, vol. 46, no. 4, pp. 1204–1216, 2000.
- [9] A. G. Dimakis, P. B. Godfrey, Y. Wu, M. J. Wainwright, and K. Ramchandran, "Network coding for distributed storage systems," *IEEE Transactions on Information Theory*, vol. 56, no. 9, pp. 4539–4551, 2010.
- [10] G. Calis and O. O. Koyluoglu, "On the maintenance of distributed storage systems with backup node for repair," in *2016 International Symposium on Information Theory and Its Applications (ISITA)*, 2016, pp. 46–50.
- [11] M. Ye and A. Barg, "Explicit constructions of high-rate mds array codes with optimal repair bandwidth," *IEEE Transactions on Information Theory*, vol. 63, no. 4, pp. 2001–2014, 2017.