

Relation between homological quantum codes of a hypermap and its dual hypermap

ZiHan Lei

March 2021

Abstract

Topological hypermaps can be used to construct quantum stabilizer codes, although these codes are later shown to be just surface codes. In this article, we explore the quantum codes stem from the dual hypermaps and their relations with those from the original hypermaps. We find that the cell structure of the surface codes from the dual hypermaps are just the dual cell structure of original hypermap itself with special darts erased. Then we propose a new kind of dual hypermaps called Δ -duals, and also the concept of their contrary maps. We also propose an alternative route to construct quantum codes from hypermaps. With all these new constructions, we find that the homological code of the original hypermap and that of the dual hypermap can be transformed to the new quantum codes of the Δ -dual and its contrary map, which makes the duality between these two codes more apparent both geometrically and algebraically.

1 Introduction

Homological quantum codes [1, 2] are an important class of stabilizer codes, each of them is constructed by selecting a special basis for each vector space in a short chain complex. The most common types of homological quantum codes are surface codes and color codes. In surface code's case [1, 2, 3], the chain complexes are those that come naturally from cell embedding of graphs on surfaces with bases the cells of their embeddings. The color codes [4], however, cannot be constructed directly by chain complexes of graphs, but [5] shows that they can be seen as homological quantum codes coming from *hypergraphs* on surfaces.

In [1], a new kind of codes based on the \mathbb{Z}_2 -homology of *hypermaps* are considered, which are another kind of homological codes that have something to do with hypergraph for hypermap themselves can be seen as 2-cell embeddings of the Walsh representation of hypergraphs. The author called them hypermap-homology quantum codes and gave theorems to calculate their distance, then he showed by an example that the new kind of code could have better parameters

than toric code [6]—the most famous kind of surface code. However, in [7], Pradeep Sarvepalli showed by a constructive method that canonical hypermap-homology codes are just another kind of surface codes, which indicates that their parameters cannot be superior to a type of homological codes that people already know.

Fortunately, we can say that Pradeep’s work gave us a new method of constructing surface codes, and by taking his method one step further, we could explore some relations between surface codes that people may not be familiar with before. The most obvious relationship between surface codes is code and its dual code. Dual code means the code coming from the dual complex of the original cell-embedding which is a cell-complex of dimension 2. There are also dual codes in the sense of hypermap-homology, which are formed by considering dual hypermaps mentioned in [1]. There, Martin didn’t talk about the code of the dual hypermap-homology directly, but only use the dual hypermap itself in his proposition 4.16. to calculate the X -check distance of the original hypermap-homology code. Then a natural question is what’s the relationship between the quantum code constructed by hypermap-homology using Martin’s method and that from the dual hypermap by the same method.

2 Background

2.1 Homological quantum codes

In this section, we briefly review the part of the construction of homological quantum codes that we need, assuming the reader is at least familiar with the basics of CSS stabilizer code and surface code. For an easy introduction, see [2]. A chain complex is a sequence of vector spaces V_i with linear morphisms d_i in between satisfying $d_i \circ d_{i+1} = 0$. In the context of a homological quantum code, we consider only a smallest block of it, which consists of three vector spaces and two morphisms as follow:

$$V_{i+1} \xrightarrow{d_{i+1}} V_i \xrightarrow{d_i} V_{i-1}$$

and all vector spaces are limited to \mathbb{Z}_2 -vector spaces. To construct an error correcting code, we choose a basis for each vector space. Denoting $[d_i]$ the matrix of d_i for these bases, we have $[d_i \circ d_{i+1}] = [d_i][d_{i+1}] = 0$, which means that we can use $A = \begin{pmatrix} H_X & 0 \\ 0 & H_Z \end{pmatrix}$ as the binary check matrix for a Calderbank, Shor, and Steane (CSS) code with $H_X = [d_i]$ and $H_Z = [d_{i+1}]^T$. If we denote C_X and C_Z the kernel of the matrices H_X , H_Z , then by the standard theory of CSS code, the number of logical qubits should be

$$k = n - \dim(C_X^\perp) - \dim(C_Z^\perp) \tag{1}$$

where n denotes the dimension of the central vector space V_i . On the other hand, by definition of homology groups, that is, the quotient spaces $H_i =$

$\ker d_i / \text{im } d_{i+1}$, we also have $\dim H_i = \dim(\ker d_i) - \dim(\text{im } d_{i+1}) = n - \dim C_X^\perp - \dim C_Z^\perp = k$, which indicates that the numbers of logical qubits of these codes depend only on dimensions of the central homology groups of their chain complexes. We call these codes the homological quantum code.

2.2 Hypermaps and their homological codes

We're going to review some basic concepts of hypermaps, their \mathbb{Z}_2 -homology and hypermap-homology quantum codes. There are two kinds of hypermaps, combinatorial hypermaps and topological hypermaps, which are mutually transformable. A *combinatorial hypermap* is easy to define, it's a pair of elements (α, σ) of the group S_n of all permutations on $B = \{1, 2, \dots, n\}$ under composition with $\langle \sigma, \alpha \rangle$ transitive on B . Here, 'transitive' means that every two elements of B can be transformed to each other by an element of the subgroup $\langle \sigma, \alpha \rangle$. To define topological hypermaps, we need to define the concept of a hypergraph at first. A (connected) *hypergraph* is simply a (connected) bipartite graph. However, the edges of the original bipartite graph are renamed the darts of the hypergraph, while we call the vertices of the bipartite graph that are naturally divided into two separate subsets V and E the 'virtices' and 'edges' of the corresponding hypergraph. Then following [1], a *topological (oriented) hypermap* is a 2-cell embedding of a connected hypergraph in a compact, connected, oriented surface (2-manifold). Here, a 2-cell embedding means a CW complex with underline topological space the 2-manifold and 1-skeleton the hypergraph. Readers who do not know about CW complex can simply check the text book [8] for the definition. For us, the most important feature of a CW complex is that the two cells of it must be homomorphic to the interior of a circle, say $x^2 + y^2 < 1$, while there are no such kind of limitations to the closures of these 2-cells.

To transform a topological hypermap to a combinatorial one, note first that at every sites (we use the word 'sites' to replace 'vertices' of the original bipartite graph, which consist of both vertices and edges of the hypergraph.), the hypergraph is star-shaped locally—there is one site and the darts that incident to it. Also note that because the surface is oriented, there exist a global normal vector field with respect to the orientation. By seeing from the top of the normal vector at each site, we can orient the darts clockwise or counterclockwise. (If you don't want to immerse the surface into \mathbf{R}^3 , which is needed to find such a normal field, you can directly use the right coordinate charts to assign the orientation for the darts at each sites. We do not take this more abstract approach here.) We denote B the set of all darts of the hypergraph, which is assumed to be labeled by the number set $\{1, 2, \dots, n\}$ with n the cardinality of B , then define a permutation $\alpha \in S_B$ which takes a dart to the next one that clockwise (with respect to the normal field) around the *edge* it incident to, and another permutation $\sigma \in S_B$ which takes a dart to the next one that counterclockwise around the *vertex* it incident to. Now we have the pair (α, σ) , and the transitivity of $\langle \sigma, \alpha \rangle$ is easily seen from the connectivity of the hypergraph. When drawing pictures, we usually use a small circle to represent a vertex, a

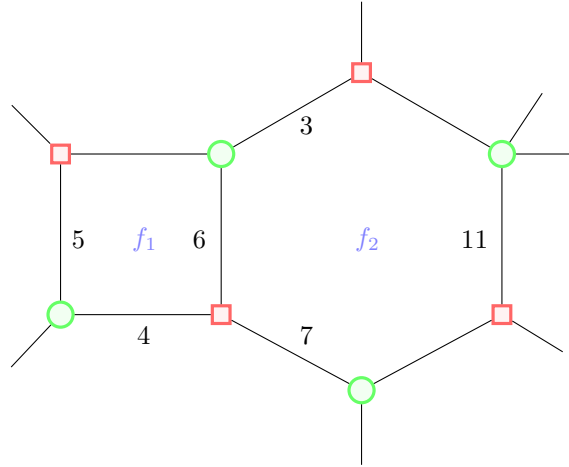


Figure 1: Part of a hypermap

small square to represent an edge, and let the normal vectors point out from the paper. (Of course, we could only draw part of the whole hypermap this way.) Also, we write the label (a number in $\{1, 2, \dots, n\}$) of a dart inside the face (2-cell) that counterclockwise incident to the dart with respect to its edge (the square node of the dart), and say that the dart belongs to this face, in this sense, one dart can only belong to one face. Figure 1 shows an example of a picture of hypermap, as we can see, the darts labeled 3, 11 and 7 belong to face f_2 , while the darts labeled 5 and 6 belong to the face f_1 . The darts 4 doesn't belong to any of these two faces but another face which is not explicitly labeled here. Also, we have $\sigma(4) = 5$, $\alpha(6) = 7$ and $\alpha^{-1}(4) = 7$.

Notice that when the permutation $\alpha^{-1}\sigma$ (We take the convention in [1], that is, acting from left to right.) continuously acts on a dart, the dart will circle around its face, that is to say, the orbit of the dart under the action of subgroup $\langle \alpha^{-1}\sigma \rangle$ is the face to which the dart belongs. Can we construct an oriented topological hypermap by finding the orbits of the subgroup $\langle \alpha^{-1}\sigma \rangle$ of a combinatorial hypermap (σ, α) and then gluing these 'faces' together? The answer is 'Yes'. Let's suppose that we have found all orbits of $\langle \alpha^{-1}\sigma \rangle$, they form a partition I of $B = \{1, 2, \dots, n\}$. When all subsets of the partition is acted by α^{-1} , they form another partition O , which, in the topological hypermaps' case, represents the 'outer' darts of the faces, recall Figure 1. Now, every element of B belongs exactly to one subset of I and one subset of O . For each orbit, which consists of elements $\{i_1, i_2, \dots, i_s\}$ with $i_{k+1} = \alpha^{-1}\sigma(i_k)$ for any i_k with $k < s$ and $i_1 = \alpha^{-1}\sigma(i_s)$, we draw a face (a polygon) on the paper in the way as Figure 2 shows, which has s inner edges label by i_k and s outer edges label by $\alpha^{-1}(i_k)$. Each element of B labels an inner edge of precisely one of these faces (because for any of these faces, its inner edges are exactly one subset of partition I) and a

outer edge of precisely one of these faces (because for any of these faces, its outer edges are exactly one subset of partition O), and we can glue these two faces along the two edges labeled by this element. Now, for all element of B , we glue faces this way. (There is possibility that a face be glued with itself, which happens when $i_k = \alpha^{-1}(i_j)$ for some $k, j \in \{1, 2, \dots, s\}$.) All faces have their naturally pointed normal fields, i.e., normal vectors pointing out from paper, this helps us matching the orientations when we glue an inner edge with

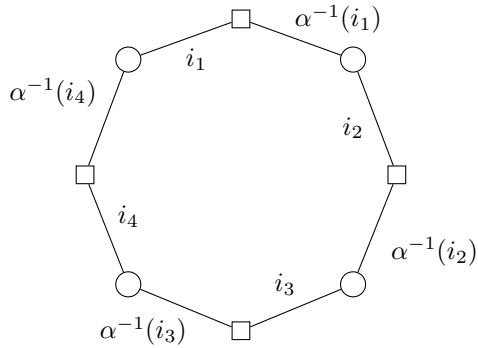


Figure 2: A face for $s = 4$

an outer edge. All we need to do is to glue squared node with squared node, round node with round node, then their naturally pointed normal fields will be matched together and form a global normal field. To see why, notice that when walking along an edge from a round node to a squared node, we are actually clockwise circling the normal vectors when its an inner edge, otherwise, we would circle the normal vectors counterclockwise. When edges are being glued the right way, i.e., round node to round node, squared node to squared node, we will see the local picture right before gluing from some suitable direction as Figure 3.

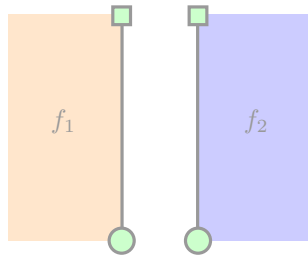


Figure 3: A local picture right before gluing

one, an inner edge. Now, according to the previous observation, both of the normal fields of face f_1 and f_2 should be pointing again from paper to us (at least, within the local picture), which means that their naturally normal vector fields are perfectly matching along the edge we glued. Denote X for the space after gluing, the neighbors of every points of X are now surface like, i.e., homeomorphic to \mathbf{R}^2 , excepting those that come from nodes (squared or round) of the original faces and are called sites. In the vicinity of these sites, each dart (glued edges) has two and only two faces that incident on it, therefore, the neighbor of these sites must be a single cone (It's impossible to have two or more cones with only their apex glued into a single site.) without self intersection, which is topologically a disk. So, X is surface like near every points—we've got an oriented surface! The edges and nodes of the original faces becomes the darts and sites of an hypermap on X , and the interiors of the faces themselves become the 2-cells. We've transformed a combinatorial hypermap to a topological one, and it's a simple task to check that this topological hypermap with normal field the one we glued are exactly the original hypermap (α, σ) in the sense of permutations on B , and the transformations between these two kinds of

hypermaps are mutually reversible. Further more, every two darts of the newly constructed hypermap can be transformed to each other mutually by circling around the sites for finite many times due to the transitivity of $\langle \sigma, \alpha \rangle$, which indicates that the surface is connected. Also, the orbits of $\langle \alpha^{-1} \sigma \rangle$ are finite, which indicates that the surface is compact.

Giving a topological hypermap, four \mathbb{Z}_2 -vector spaces \mathcal{V} , \mathcal{E} , \mathcal{F} , \mathcal{W} exist with bases the vertices, edges, faces (2-cells) and darts of the hypermap. Define $d_2(f) = \sum_{i \in f} \omega_i$, which map a face to the sum of the darts that belong to it. Here, we use ω_i to represent the dart labeled i , as in [1, 7]. We also define $d_1(\omega_i) = v_{\ni i} + v_{\ni \alpha^{-1}(i)}$ where $v_{\ni i}$ denotes the vertex that dart ω_i incident on, so as $e_{\ni i}$, and $\iota(e) = \sum_{i \in e} \omega_i$ which maps an edge to all darts ω_i that incident on it. (We already know that a face is an orbit of $\langle \alpha^{-1} \sigma \rangle$, here, we notice that a site of hypergraph can also be regarded as an orbit—an edge e represents an orbit of $\langle \alpha \rangle$ or $\langle \alpha^{-1} \rangle$ whose elements consist of darts that incident on e , so as an vertex, which represents an orbit of $\langle \sigma \rangle$. This is why we use ‘ \ni ’ in the previous definitions.) Based on these definitions, we define $d_2 : \mathcal{F} \rightarrow \mathcal{W}$, $d_1 : \mathcal{W} \rightarrow \mathcal{V}$, and $\iota : \mathcal{E} \rightarrow \mathcal{W}$ by extending linearly to the whole vector spaces. Now, it is straightforward to check that $d_1 \circ d_2 = 0$, $d_1 \circ \iota = 0$. The second identity tells us that we can define a map ∂_1 from the quotient space $\mathcal{W}/\iota(\mathcal{E})$ to \mathcal{V} by $\partial_1(\omega_i + \iota(\mathcal{E})) = d_1(\omega_i)$ without ambiguity. We also define $p : \mathcal{W} \rightarrow \mathcal{W}/\iota(\mathcal{E})$ the natural projection and $\partial_2 = p \circ d_2$. All these maps are given in the commutative diagram shown in Figure 4.

Now, we have constructed a short chain complex $\partial_1 \circ \partial_2 = 0$, form which we get what we called hypermap-homology. To construct a hypermap-homology quantum code, we need to choose bases for \mathcal{F} , $\mathcal{W}/\iota(\mathcal{E})$ and \mathcal{V} . For \mathcal{F} and \mathcal{V} , the faces (2-cells) and vertices themselves are what we want, while there are no such naturally existing bases for $\mathcal{W}/\iota(\mathcal{E})$. To choose a basis for $\mathcal{W}/\iota(\mathcal{E})$, firstly, we choose one *special dart* for each edge e , that is, a dart i that incident on e , and denote S for all these special darts, then it is straightforward to prove that the elements $\omega_i + \iota(\mathcal{E})$ with $i \in B \setminus S$ form a basis for $\mathcal{W}/\iota(\mathcal{E})$. Notice that there is also the chain complex $d_1 \circ d_2 = 0$, If we had used it to construct a homological code, we wouldn’t have to choose special darts, and we would have a code with $\dim \mathcal{E} - 1$ more logical qubits than hypermap-homology codes, why didn’t we do that? In fact, by copying Pradeep’s procedure (We will talk about it later.) in this situation, we can show that this code equals an *planar code* [1, 3] that is formed by puncturing so many holes in a closed orientable surface, which would catastrophically reduce its distance, and therefore has less practical interests.

As an example, let’s construct a hypermap-homology quantum code of the pair (α, σ) with $\alpha = (4\ 3\ 2\ 1)(5\ 7\ 8\ 6)$, $\sigma = (7\ 1\ 6\ 3)(5\ 2\ 8\ 4)$ in S_8 permutation group. The hypermap has 2 edges, $e_1 = (4\ 3\ 2\ 1)$, $e_2 = (5\ 7\ 8\ 6)$, and 2 vertices

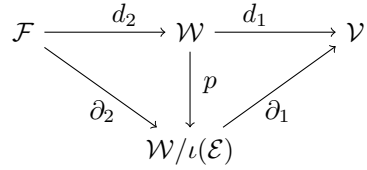


Figure 4: Definition of ∂_1 , ∂_2

$v_1=(7\ 1\ 6\ 3)$, $v_2=(5\ 2\ 8\ 4)$. The faces can be calculated as follow:

$$\begin{aligned}\alpha^{-1}\sigma &= \begin{pmatrix} 1 & 2 & 3 & 4 & 5 & 6 & 7 & 8 \\ 8 & 7 & 5 & 6 & 3 & 4 & 2 & 1 \end{pmatrix} \\ &= (1\ 8)(2\ 7)(3\ 5)(4\ 6)\end{aligned}\quad (2)$$

from equation 2, we draw 4 faces as Figure 5 shows:

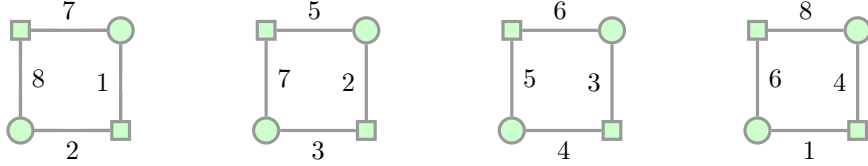


Figure 5: Faces of (α, σ)

After labeling their inner edges, the outer edges can also be labeled using α^{-1} as was shown in Figure 2. Now we can glue the four faces by gluing (Of course, squared node to squared node, round node to round node.) an inner edge with a outer edge that has the same label, and we've got a topological hypermap. To construct a quantum code, let us choose dart 2 and 5 as special darts, then a basis for $\mathcal{W}/\iota(\mathcal{E})$ is $(1, 3, 4, 6, 7, 8)$ with i represent the equivalence class $\omega_i + \iota(\mathcal{E})$. Also, a basis for \mathcal{F} is (f_1, f_2, f_3, f_4) , which represents the faces from left to right in Figure 5, and a basis for \mathcal{V} is (v_1, v_2) . Under these bases, the binary check matrix A (see 2.1) is calculated as:

$$H_X = \begin{pmatrix} 1 & 1 & 1 & 1 & 1 & 1 \\ 1 & 1 & 1 & 1 & 1 & 1 \end{pmatrix} \quad H_Z = \begin{pmatrix} 1 & 0 & 0 & 0 & 0 & 1 \\ 1 & 1 & 1 & 0 & 1 & 0 \\ 0 & 1 & 0 & 1 & 1 & 1 \\ 0 & 0 & 1 & 1 & 0 & 0 \end{pmatrix}\quad (3)$$

from matrix A , we can directly write out the generators for the hypermap-homology code:

$$\begin{aligned}X_{v_1} &= X_{v_2} = X_1 X_3 X_4 X_6 X_7 X_8 \\ Z_{f_1} &= Z_1 Z_8 \\ Z_{f_2} &= Z_1 Z_3 Z_4 Z_7 \\ Z_{f_3} &= Z_3 Z_6 Z_7 Z_8 \\ Z_{f_4} &= Z_4 Z_6\end{aligned}\quad (4)$$

only 4 of the above 6 operators are independent, say X_{v_1} , Z_{f_1} , Z_{f_2} , Z_{f_3} , which can be seen from equation 3. This tells us that we have $6 - 4 = 2$ logic qubits— $k = \dim H_1 = 2$. To physically realize a logic qubit, we can firstly attach a qubit $|\phi_i\rangle$ to each non-special dart $i \in B \setminus S$, which makes the above operators local, then project the whole system $|\psi\rangle = \bigotimes_{i \in B \setminus S} |\phi_i\rangle$ to the stabilizer code space \mathcal{C} by measuring the four operators and then applying some extra gates according to the results.

2.3 Relation between hypermap codes and surface codes

We have introduced Martin's work on the construction of hypermap quantum codes, however, more detailed in gluing faces. In this section, we review pradeep's construction of equivalent surface codes from hypermap-homology quantum codes, here, we also give a little attention for singular situations.

To reduce a hypermap-homology quantum code to a surface code, we firstly draw a curve (A smooth map from $[0, 1]$ to the surface.) connecting vertex $v_{\triangleright i}$ and $v_{\triangleright \alpha^{-1}(i)}$ for each dart $\omega_i \in B$, and label the curve ' i ' again! These curves should satisfy the following conditions:

- Each of them cannot be a single point.
- Curve i must lies entirely within the 2-cell to which dart ω_i belongs excepting its end points $v_{\triangleright i}$ and $v_{\triangleright \alpha^{-1}(i)}$.
- They cannot have any intersections or self-intersections within a 2-cell.

Then for each special dart ω_i , we erase the curve i . Now, the remaining curves together with the vertices of the original hypergraph form the 1-skeleton of a new cell structure (CW-complex) on the surface X . From this new cell structure, we can make an surface code with underline chain complex the ordinary boundary maps ∂_2^* between the 2-cells and 1-cells, and ∂_1^* between the 1-cells and 0-cells. Algebraic topology shows that its homology group $H_1^* = \ker \partial_1^* / \text{im } \partial_2^*$ is just the singular homology group $H_1(X)$ [8].

Our description about the construction of the new surface code is slightly different from that in [7], which makes it more straightforward to deal with the singular cases like the two shown bellow (Dashed line represents a deleted curve that we are interested in.):



Figure 6: Cases when $v_{\triangleright i} = v_{\triangleright \alpha^{-1}(i)}$.

The left part is a local picture of the singular case $v_{\triangleright i} = v_{\triangleright \alpha^{-1}(i)}$ but $i \neq \alpha^{-1}(i)$. Here, the red line represents the newly added curves, and the explicitly labeled dart is non-special. This dart passes its label i to the red self-circle inside the 2-cell to which it belongs. For cases where $i = \alpha^{-1}(i)$, ω_i is the only dart that incident on the edge $e_{\triangleright i}$, and is therefore an special dart. Thus, no matter how we draw the curve i , it is to be erased, as is shown in the right part of Figure 6.

Contrast of the two quantum codes can now be done step by step. For each face f_i (2-cell) of the original hypermap, we denote $\omega_1^i, \omega_2^i, \omega_3^i, \dots, \omega_s^i$ the darts that belongs to it, and assume that $\omega_{k_1}^i, \omega_{k_2}^i, \omega_{k_3}^i, \dots, \omega_{k_r}^i$ ($k_i \leq s$) are special

darts. Recall that all the equivalence classes $\omega_i + \iota(\mathcal{E})$ of the non-special darts $\omega_i \in B \setminus S$ form a basis for $\mathcal{W}/\iota(\mathcal{E})$, under this basis, we can write out the boundary of f_i as

$$\begin{aligned} \partial_2 f_i &= \sum_{n=1}^s (\omega_n^i + \iota(\mathcal{E})) \\ &= \sum_{n \neq k_j, n \in \{1, \dots, s\}} (\omega_n^i + \iota(\mathcal{E})) + \sum_{j=1}^r \sum_{\omega \in \langle \alpha^{-1} \rangle \cdot \omega_{k_j}^i, \omega \neq \omega_{k_j}^i} (\omega + \iota(\mathcal{E})) \end{aligned} \quad (5)$$

where $\langle \alpha^{-1} \rangle \cdot \omega_{k_j}^i$ means the orbit of $\omega_{k_j}^i$ under the action of $\langle \alpha^{-1} \rangle$. All darts in the second row of equation (5) are non-special and therefore passes their labels to some of the newly added curves whose union forms the geometrical boundary of a 2-cell f_i^* in the new cell structure on X and the boundary matrix $[\partial_2^* f_i^*]$ under the natural basis of all newly added curves are the same as the the matrix $[\partial_2 f_i]$ of the hypermap boundary under the basis of non-special darts. Next, for each non-special dart ω_i , the boundary $\partial_1(\omega_i + \iota(\mathcal{E}))$ are $v_{\supseteq i}$ and $v_{\supseteq \alpha^{-1}(i)}$, which is the same as the ∂_1^* boundary of its corresponding curve i —Again, same matrix. By definition of homological quantum code, these two codes are essentially the same code. Thus, We can reduce every hypermap homology code to an equivalent surface code.

For a specific example of Pradeep’s construction, see Figure 8 and 9 of his paper [7]. To us, his example contains a subtle situation in which our slightly modified procedure may encompass some ambiguities, i.e., there are two ways of drawing curves in the situation shown as follow:

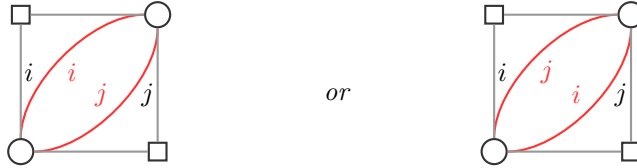


Figure 7: Ambiguity occurs when $d_1 \omega_i = d_1 \omega_j$, but $i \neq j$.

In the left part of Figure 7, curve i is closer to dart i , while in the right part, curve j is closer to dart i . Although both left and right part of Figure 7 is the correct way of adding curves according to our 3 conditions proposed before, the right side one is different from Pradeep’s original example. Does this cause any problem? Fortunately, ‘No’—the domain enclosed by curve i and j is a 2-cell, and so does not affect the whole topological structure no matter which one of the two curves is erased when it’s necessary, further more, the existence of the 2-cell f_i^* in the previous paragraph is also not affected (f_i^* can be seem as a flower that is formed by attaching the petal-cells enclosed by curves of the darts $\omega \in \langle \alpha^{-1} \rangle \cdot \omega_{k_j}^i$ for each special dart $\omega_{k_j}^i$ to the main disc enclosed by curves of all the inner darts ω_n^i . These petal-cells must have no intersection, which is not affected by the different ways of Figure 7.).

3 Quantum codes of dual hypermaps

3.1 Dual hypermap and Pradeep's surface code

There are also concepts of dual hypermaps in both topological and combinatorial sense [1]. In this section, we show that the structure of Pradeep's surface code of the original hypermap will be more clear in the perspective of dual hypermap.

We adopt the notation used in [1]. A topological hypermap can be regarded as a pair $H = (\Sigma, \Gamma)$ with Σ the underline oriented 2-manifold and Γ the hypergraph of its 1-skeleton. From H , we can construct the *topological dual* $H^* = (\Sigma_{op}, \Gamma^*)$ as a hypermap satisfying the following conditions:

- Σ_{op} is the surface Σ with opposite orientation.
- The edges of H^* are the edges of H .
- There is precisely one vertex of H^* for each face of H , inside that face.
- For each dart labeled i of H , there is precisely one dart of H^* that goes from $e_{\ni i}$ to the vertex of H^* which lies inside the face $f_{\ni i}$ that i belongs to. We labeled this dart i again and all darts of H^* are therefore labeled.
- The tangent vector of dart i of H^* which starts at $e_{\ni i}$ must lie between tangent vectors of darts i and $\alpha^{-1}(i)$ of H starts at the same edge.
- The darts i of H^* must lie within faces $f_{\ni i}$ excepting the points $e_{\ni i}$, and have no intersection or self-intersection inside the faces.

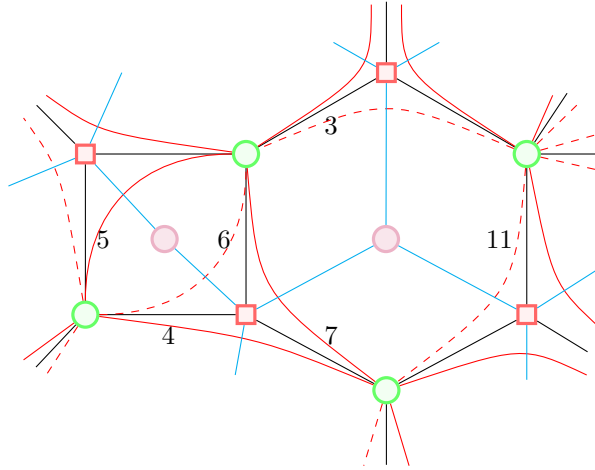


Figure 8: The dual hypermap and Pradeep's curves

Again, there is a little difference in above conditions from those in [1], which clarifies singular situations where $i = \sigma(i)$. Figure 8 shows the picture of both

dual hypermap (with darts drawn in sky-blue and vertex in purple.) and curves constructed by Pradeep (Here, dart 3,11,6 are in the set S of special darts, we draw their corresponding curves as dashed line which means that they will finally be erased.), based on the original hypermap of Figure 1. We can immediately see from Figure 8 that the hypergraph of the dual hypermap and graph of Pradeep's surface code are dual to each other in the sense of cell-complex, simply speaking, Pradeep's surface codes are just dual graphs of the dual hypermap with some curves erased! Is that always the case? No, notice that when drawing Pradeep's curves, there is still some freedom under the constraints of section 2.3 which makes it possible to draw them so that curve i do not cross dart i in the dual hypermap H^* or there are more than one intersections of curve i with the hypergraph Γ^* . On the contrary, the same freedom also allows what we want, i.e, we have

Proposition 1. *We can construct Pradeep's surface code of the hypermap $H = (\Sigma, \Gamma)$ by dualizing the graph Γ^* of the dual hypermap $H^* = (\Sigma_{op}, \Gamma^*)$ and erase the curves that intersect the darts of H^* whose label i belongs to S .*

where we kept the vertices of Γ as vertices of Pradeep's curve during dualization, if not, we would have a surface code that is equivalent to Pradeep's surface code in a similar sense which we'll talk about in the next paragraph.

The combinatorial hypermap corresponds to H^* are easily seen to be $(\alpha', \sigma') = (\alpha^{-1}, \alpha^{-1}\sigma)$ and we have $((\alpha')', (\sigma')') = (\alpha, \sigma)$, which suggests that in topological hypermap level, we may also have:

$$(H^*)^* = H \tag{6}$$

Actually, the equals sign in equation (6) are correct in the sense of strong isomorphism mentioned in [1], i.e., we say topological hypermap $H = (\Sigma, \Gamma)$ and $H' = (\Sigma', \Gamma')$ are strongly isomorphic, and write $H = H'$, if there exists an orientation-preserving homeomorphism $u : \Sigma \rightarrow \Sigma'$ with $u|_{\Gamma}$ giving an equality of hypergraphs.

Furthermore, H itself is one of the hypermap duals of H^* that satisfy the conditions of dual hypermap. (For a rigorous treatment, see the proof of proposition 3.) Therefore, Pradeep's surface code of the dual hypermap H^* with the same set of special darts S can also be constructed easily by dualizing the original graph Γ and erase those curves which crosses the special darts.

3.2 Edge hypermap codes, Δ -duals and contrary maps

Equation (6) convinced us that the dual hypermap H^* is really a *dual* of the original hypermap H , and proposition 1 relates quantum codes of H^* to the the hypergraph Γ , quantum codes of H to the the hypergraph Γ^* , which could be regarded as an indirect relation between the two codes because Γ and Γ^* are related by (6). The relation is however not simple as proposition 1 itself, which is about graph and its dual graph. To give a more direct relation, we will introduce another kind of duals H^{Δ} which again satisfy $(H^{\Delta})^{\Delta} = H$, and

their *contrary maps* H^∇ . But before that, let's first introduce a second way to construct homological quantum codes from hypermaps.

Recall that for a topological hypermap, we have four vector spaces \mathcal{V} , \mathcal{E} , \mathcal{F} , \mathcal{W} , from which we have the chain complex $\mathcal{F} \xrightarrow{d_2} \mathcal{W} \xrightarrow{d_1} \mathcal{V}$, further more, we constructed the subspace $\iota(\mathcal{E})$, together with which we have the chain complex $\mathcal{F} \xrightarrow{\partial_2} \mathcal{W}/\iota(\mathcal{E}) \xrightarrow{\partial_1} \mathcal{V}$ by Figure 4. Then by choosing a special dart for each edge to form a basis $\omega_i + \iota(\mathcal{E})$ for $\mathcal{W}/\iota(\mathcal{E})$ with $i \in B \setminus S$, the hypermap homology code can be constructed. Now, in the first chain complex, we replace \mathcal{F} by \mathcal{E} , and d_2 by $\iota : e \mapsto \sum_{i \in e} \omega_i$, but leave d_1 unchanged, then we still have chain complex $d_1 \circ \iota = 0$. Conversely, we replace \mathcal{E} by \mathcal{F} , and also replace ι by d_2 , which gives us the subspace $d_2(\mathcal{F})$ and the quotient $\mathcal{W}/d_2(\mathcal{F})$. Because $d_1 \circ d_2 = 0$, again the map $\hat{\partial}_1 : \omega_i + d_2(\mathcal{F}) \mapsto d_1\omega_i$ is well defined and we have the diagram as is shown in Figure 9. Simply speaking, we interchange \mathcal{E} and \mathcal{F} , ι and d_2 in Figure 4 to obtain a new chain complex $\hat{\partial}_1 \circ \hat{\partial}_2 = 0$. To construct stabilizer code, we choose one special dart (An inner edge.) for each face to obtain \hat{S} , then a basis for $\mathcal{W}/d_2(\mathcal{F})$ is $\omega_i + d_2(\mathcal{F})$ with $i \in B \setminus \hat{S}$. In this article we call homological code obtained this way the *edge hypermap-homology quantum code* to distinguish it from the original *face hypermap-homology quantum code* proposed in [1]. For edge codes, Pradeep's curves can be drawn the same way as section 2.3 with one more condition added:

$$\begin{array}{ccccc}
 \mathcal{E} & \xrightarrow{\iota} & \mathcal{W} & \xrightarrow{d_1} & \mathcal{V} \\
 & \searrow \hat{\partial}_2 & \downarrow p & \nearrow \hat{\partial}_1 & \\
 & & \mathcal{W}/d_2(\mathcal{F}) & &
 \end{array}$$

Figure 9: Definition of $\hat{\partial}_1$, $\hat{\partial}_2$

- At the beginning of curve i , i.e., vertex $v_{\ni i}$, the tangent line must lie between dart i and dart $\sigma^{-1}(i)$, while at the terminal $v_{\ni \alpha^{-1}(i)}$, the tangent line must lie between dart $\alpha^{-1}(i)$ and dart $\alpha^{-1}\sigma(i)$.

which deals with the singular situation shown in the right part of Figure 6. Because in the edge code's case, the dashed curve may not need to be erased (while the self-circle in the left part of Figure 6 must be erased.), so to make things beautiful (also necessary in latter's construction), we want an edge always lies inside the 2-cell of Pradeep's surface code that the edge generates (the center of a 'flower' or main disc in edge code's case).

From a given topological hypermap $H = (\Sigma, \Gamma)$, we can construct a another hypermap $H^\Delta = (\Sigma_{op}, \Gamma^\Delta)$ satisfying the following constraints:

- Σ_{op} is the surface Σ with opposite orientation.
- The vertices of H^Δ are the vertices of H .
- There is precisely one edge of H^Δ for each face of H , inside that face.
- For each dart labeled i of H , there is precisely one dart of H^Δ that goes from $v_{\ni i}$ to the edge of H^Δ which lies inside the face $f_{\ni i}$ that i belongs to. We labeled this dart i again and all darts of H^Δ are therefore labeled.

- The tangent vector of dart i of H^Δ which starts at $v_{\ni i}$ must lie between tangent vectors of dart i and $\sigma^{-1}(i)$ of H starts at the same vertex.
- The darts i of H^Δ must lie within faces $f_{\ni i}$ excepting the points $v_{\ni i}$, and have no intersection or self-intersection inside the faces.

As with the dual hypermap H^* , in the sense of strong isomorphism, H^Δ is also unique, satisfying $(H^\Delta)^\Delta = H$ and therefore could be seen as another kind of dual hypermap. Further more, by definition of H^Δ , it's combinatorial hypermap is $(\hat{\alpha}, \hat{\sigma}) = (\sigma^{-1}\alpha, \sigma^{-1})$, which means that the faces of H^Δ are the orbits of

$$\langle \hat{\alpha}^{-1}\hat{\sigma} \rangle = \langle (\sigma^{-1}\alpha)^{-1}\sigma^{-1} \rangle = \langle \alpha^{-1} \rangle \quad (7)$$

, i.e., the edges of H , while the edges of H^Δ are the orbits of

$$\langle \hat{\alpha}^{-1} \rangle = \langle \alpha^{-1}\sigma \rangle \quad (8)$$

, i.e., the faces of H . Thus, when choosing a set of special darts for a face hypermap code of H , their corresponding darts in Γ^Δ form exactly a set of special darts for an edge hypermap code of H^Δ , and vice versa. With this set of common special darts, the face hypermap code of H equals the edge hypermap code of H^Δ due to equation (7) and (8). Actually, there exists a common set of Pradeep's curves for these two codes:

Proposition 2. *With a common set of special darts $S = \hat{S}$, the topological hypermap H and H^Δ can have a common set of Pradeep's curves. As a consequence, the face hypermap-homology quantum code of H equals the edge hypermap-homology quantum code of H^Δ under S .*

Proof. For a dart ω_i of H , there is an edge $E_{\ni i}$ of H^Δ lies inside the face $f_{\ni i}$ which ω_i belongs to, also, there is a dart Ω_i of H^Δ which corespond to i and connects $E_{\ni i}$ and $v_{\ni i}$. By coditions of H^Δ , the darts $\omega_i, \alpha^{-1}\omega_i, \Omega_i, \hat{\alpha}^{-1}\Omega_i$ enclose a tetragon (might be a degenerated one) whose interior is contained in $f_{\ni i}$ and any curve on Σ which connects the points $v_{\ni i}$ and $v_{\ni \alpha^{-1}(i)} = v_{\ni \hat{\alpha}^{-1}\hat{\sigma}(i)} = v_{\ni \hat{\alpha}^{-1}(i)}$ and which lies totally in the interior of the tetragon excepting the ends must satisfies the constraints of the Pradeep's curve for both H and H^Δ obviously. Further more, when i is in S , we just don't have to draw any curve inside the tetragon. \square

Next, we will construct both H^* and H^Δ simultaneously by forcing the edges of H^Δ coincide with the vertices of H^* at all faces of H , and avoiding any intersection of the the darts of both H^* and H^Δ aside from their common ends. Remember that for H , we write the label of a dart inside the face that counterclockwise incident to the dart with respect to its edge, in this article, this rule should also be applied to H^* and H^Δ . However, because the orientations of both H^* and H^Δ are opposite to that of H , we can meet this rule for all the three hypermaps by writing a single i inside the triangle that enclosed by darts ω_i, ω_i^* (this means the dart of H^* that corresponds to i .) and Ω_i , which is shown in Figure 10. This triangle has been mentioned in literature (see [9] or Definition 4.7 in [1]) without explicitly defining H^Δ .

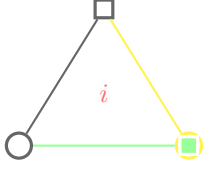


Figure 10: Darts $\omega_i, \omega_i^*, \Omega_i$ with their colors black, orange and green.

Finally, let's define the *contrary map* C of a topological hypermap $H = (\Sigma, \Gamma)$ as $C = (\Sigma_{op}, \bar{\Gamma})$, where $\bar{\Gamma}$ represents the hypergraph obtained by interchanging the edges and vertices of Γ . Thus, if we interchange the vertices and edges of the darts of H^Δ , and turn the normal field back, we get the contrary map H^∇ . Fortunately, this time, Figure 10 is still the correct way to set the label. The combinatorial hypermap of H^∇ is simply

$$(\bar{\alpha}, \bar{\sigma}) = (\hat{\sigma}, \hat{\alpha}) \quad (9)$$

by definition, thus we have

$$\langle \bar{\alpha}^{-1} \rangle = \langle \hat{\sigma}^{-1} \rangle = \langle \sigma \rangle = \langle \alpha'^{-1} \sigma' \rangle, \quad (10)$$

and

$$\langle \bar{\alpha}^{-1} \bar{\sigma} \rangle = \langle \hat{\sigma}^{-1} \hat{\alpha} \rangle = \langle \alpha \rangle = \langle \alpha'^{-1} \rangle. \quad (11)$$

Equations (10) and (11) show that the faces and edges of H^* and H^∇ are interchanged, which we were already familiar with in the discussion of H and H^Δ . Actually, we have

Proposition 3. *The contrary map H^∇ is a Δ -dual of the dual hypermap H^* , i.e., $H^\nabla = (H^*)^\Delta$.*

Proof. The darts of all the four hypermaps $(H, H^*, H^\Delta, H^\nabla)$ are naturally related by the same label $i \in B$. We denote the 4 darts labeled i by $(\omega_i, \omega_i^*, \Omega_i, \Omega_i^*)$ with $\Omega_i = \Omega_i^*$ due to the definition of contrary map and ω_i^*, Ω_i are defined directly from ω_i . Now, we fix an dart ω_i^* . The 2-cell of H^* to which ω_i^* belongs is the orbit $\langle \alpha'^{-1} \sigma' \rangle \cdot \omega_i^*$, we denote it c_i^* . The dart of H^* which also belongs to the closure of c_i^* and share the same edge with ω_i^* is $\alpha'^{-1} \omega_i^* = \omega_{\alpha'^{-1}(i)}^* = \omega_{\alpha(i)}^*$. By definition of dual hypermap, the tangent vector of ω_i^* at its edges $e_{\supseteq i}$ must lie between dart ω_i and dart $\omega_{\alpha^{-1}(i)}$ of H , the tangent vector of $\omega_{\alpha(i)}^*$ at its edges $e_{\supseteq \alpha(i)} = e_{\supseteq i}$ must lie between dart $\omega_{\alpha(i)}$ and dart $\omega_{\alpha\alpha^{-1}(i)} = \omega_i$ of H , geometrically, this indicates that the tangent vector of ω_i at its edges $e_{\supseteq i}$ lies between dart ω_i^* and dart $\omega_{\alpha(i)}^* = \omega_{\alpha'^{-1}(i)}^*$ of H^* and further more, that the vertex $v_{\supseteq i}$ of ω_i lies inside c_i^* because Γ and Γ^* do not intersect beyond their common edges. Since edges of H must lie on Γ^* and therefore can not be inside c_i^* , then, for each vertex v of H inside c_i^* , there is an dart ω of H that connects v and an edge e of H on the boundary of c_i^* . Notice that for each dart ω_e of H , its corresponding dart ω_e^* in H^* is the first dart of H^* that ω_e will meet when it is turned counterclockwise around $e_{\supseteq e}$ (At least in the vicinity of $e_{\supseteq e}$), there must be an inner dart of c_i^* that correspond to ω , say $(\alpha'^{-1} \sigma')^k(\omega_i^*)$, we have $\omega = \omega_{(\alpha'^{-1} \sigma')^k(i)} = \omega_{\sigma^k(i)}$, and therefore $v = v_{\supseteq i}$, which tells us that $v_{\supseteq i}$ is the only vertex of H that lies inside c_i^* (Here, we have actually given a more rigorous proof of equation (6)). Now, because the vertices of H are exactly the edges of

H^∇ , we have that for each 2-cell of H^* , there is only one edge of H^∇ inside. By definition of H^Δ , there is a dart $\Omega_i = \Omega_i^*$ that connects $v_{\supseteq i}$ and the vertex $v_{\supseteq i}^*$ of ω_i^* (see Figure 10). Moreover, the tangent vector of Ω_i^* at $v_{\supseteq i}$ lies between ω_i^* and $\omega_{\sigma^{-1}(i)}^*$. To see this, notice that the dart $\omega_{\sigma^{-1}(i)}^*$ corresponds the dart $\omega_{(\alpha^{-1}\sigma)^{-1}(i)}$ of H whose edge lies counterclockwise to $v_{\supseteq i}$ at the boundary of the 2-cell c_i that ω_i belongs to, while the edge of the dart ω_i^* is the edge of dart ω_i and lie clockwise to $v_{\supseteq i}$ at the same boundary. Finally, with the fact that H^∇ has opposite orientation to H^* , we have proved our result. \square

When choosing a set of special darts ω_i^* with $i \in S' \subset B$ for H^* , we have that the darts Ω_i^* ($i \in S'$) are those which correspond to ω_i^* in the sense of Δ -dual by the proof of proposition 3. Now, by proposition 2 and 3, we have that the edge hypermap code of H^∇ under S' equals the face hypermap code of H^* under S' (This can also be proved directly using equation (10) and (11).), and furthermore, they have a common surface code of Pradeep's.

As a reference, in Figure 11 below, We put all four hypermaps $H, H^*, H^\Delta, H^\nabla$ with their common Pradeep's surface code in to a single local picture of Figure 1. Here, we do not explicitly draw out the edges or vertices of H^Δ and H^∇ .

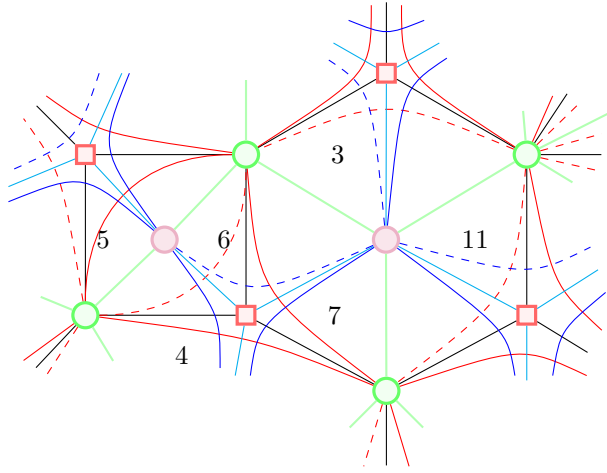


Figure 11: $H, H^*, H^\Delta, H^\nabla$ and their surface codes

4 Conclusion

Now, we can go back to the question—What's the relationship between homological quantum code of a hypermap and it's dual? More specifically, the relation between face hypermap codes of H and H^* , with a set of naturally corresponded special darts ω_i and ω_i^* , where $i \in S$. By Figure 11, there does seem to have some geometrical duality between the Pradeep's surface code of the two, but it's

not as simple as the ordinary duality of graphs (CW complexes). What's even worse, when erasing the curves corresponding to special darts, the symmetry seems to be completely broken. Fortunately, after connecting the vertices of H and the vertices of H^* by the green lines of Figure 11, and then properly setting the orientation, the red curves appear to form a Pradeep's surface code of H^Δ , while the blue curves appear to form a Pradeep's surface code of H^∇ , since both the geometrical relation between H^Δ and H^∇ , and the algebraic relation between their combinatorial hypermaps (see equation (9)) are much simpler than those between H and H^* , we could say that we have found a simple relation between the two quantum codes, which is the primary observation of this article. However, as we can see in Figure 11, both Ω_3 and Ω_{11} are special darts of H^Δ , and they share the same edge, which is a contradiction to the definition of (face) hypermap code, so we need to introduce the edge codes. Now, by the theory developed in this article, the answer to the question is: These two codes are simply the edge hypermap-homology quantum codes of H^Δ and H^∇ , with special darts $\Omega_i = \Omega_i^*$ ($i \in S$).

References

- [1] Martin Leslie. Hypermap-homology quantum codes. *International Journal of Quantum Information*, 12(01), 2014.
- [2] Nikolas P. Breuckmann. Homological quantum codes beyond the toric code. *arXiv:1802.01520*, 2018.
- [3] Michael H. Freedman and David A. Meyer. Projective plane and planar quantum codes. *Foundations of Computational Mathematics*, 1, 2001.
- [4] H. Bombin and M. A. Martin-Delgado. Topological quantum distillation. *Physical Review Letters*, 97(180501), 2006.
- [5] Nicolas Delfosse. Decoding color codes by projection onto surface codes. *Physical review A*, 89(012317), 2014.
- [6] A.Yu.Kitaev. Fault-tolerant quantum computation by anyons. *Annals of Physics*, 303, 2003.
- [7] Pradeep Sarvepalli. Relation between surface codes and hypermap-homology quantum codes. *Physical Review A*, 89(052316), 2014.
- [8] Allen Hatcher. *Algebraic Topology*. Cambridge University Press, University Printing House Shaftesbury Road Cambridge CB2 8BS United Kingdom, 2002.
- [9] Sergei K. Lando and Alexander K. Zvonkin. *Graphs on Surfaces and Their Applications*. Springer, 2013.