

Experimental evidence of detailed balance in granular systems

Xulai Sun,¹ Yinqiao Wang,¹ Yujie Wang,¹ Raphael Blumenfeld,² and Jie Zhang^{1,3,*}

¹*School of Physics and Astronomy, Shanghai Jiao Tong University, Shanghai 200240, China*

²*Gonville & Caius College, University of Cambridge, Cambridge CB2 1TA, UK*

³*Institute of Natural Sciences, Shanghai Jiao Tong University, Shanghai 200240, China*

(Dated: May 5, 2021)

We test experimentally a recent surprising prediction that the population out-of-equilibrium dynamics of cell orders in sheared dense planar granular systems converge to steady states that satisfy detailed balance. Not only do we corroborate this prediction in cyclically sheared systems but we also find that detailed balance is satisfied in systems of any density, well beyond the theoretical prediction. We show that the structural statistics in each cycle are uncorrelated and that the convergence to detailed balance on increasing the number of cycles is rapid. This allows us to interpret the cycles as an ensemble of independent systems and so extend our conclusions to systems much larger than our experimental one. The rapid convergence to these states with system size also suggests that this phenomenon can be observed in relatively small systems.

Understanding how granular materials self-organize into steady-state or static structures is essential to predictive modelling of many natural phenomena and technological applications. A key structural concept is the contact network, whose nodes are the intergranular contacts. In quasistatic processes, the structure evolves through a series of contact making and breaking and the statistics of the resultant network determines bulk properties, such as permeability [1], heat exchange, and the dynamics memory of glasses [2]. Yet, the hysteretic and dissipative nature of granular systems, combined with the non-analytic form of the intergranular interactions restrict both predictive modelling and interpretations of experimental observations.

Central structural units in planar particulate systems are the cells, which are the smallest (aka irreducible) closed loops of contacts between particles. Recent surprising results have established that two basic principles of traditional statistical mechanics apply to quasistatics and statics of dense granular matter. One is experimental evidence that some topological structural properties of two-dimensional (2D) granular systems can be predicted using a maximum entropy principle [3]. This observation is significant because topology has been shown to dominate the entropy in granular systems [4]. The other is a theoretical derivation, supported by simulation, of detailed balance (DB) in the processes of cell splitting and merging during quasistatic dynamics of very dense 2D systems [5]. These findings support and further extend Edwards and coworkers' pioneering work that granular materials can be described using the statistical-mechanics framework [6–8].

Existence of DB in dynamics of granular materials is very nontrivial with potentially profound consequences, similarly to the role it played in the development of statistical physics of thermal equilibrium systems. Boltzmann used DB in the Boltzmann equation to derive the famous Maxwell-Boltzmann distribution [9]; Onsager used DB to develop his reciprocal relations [10]; Einstein also made

use of DB to develop the general principle of lasers [11]. Moreover, there is a long-standing belief that DB cannot exist in non-equilibrium systems [12]. DB in real granular materials is surprising because inter-particle friction leads to hysteresis at the contact level, especially if a contact is at the threshold of sliding, and the hysteresis breaks time-reversal symmetry at the contact level. Additionally, the theoretical prediction of DB in [5] is limited to very dense systems with cells surrounded by fewer than six particles. This raises questions about the relevance to the majority of less dense granular systems. Thus, it is urgent that the theoretical prediction in [5] be tested experimentally in real granular material, which is our aim here.

Our findings are even more surprising - we show that DB is satisfied in cyclically sheared granular systems well beyond the theoretical prediction in [5]. We establish this experimentally for the steady-state dynamics of the cell order distribution [5] in 2D granular systems, sheared cyclically at steady-state. Running experiments on systems with inter-particle friction coefficients ranging from $\mu \approx 0.15$ to $\mu \rightarrow \infty$ (gears), we further show that the DB is independent of the friction. Finally, we quantify the convergence of the process to the DB state.

Defining contact networks is useful for 2D systems of particles that make only one contact with each other. These networks are made by connecting the inter-particle contacts around every particle. The cells are the elementary (or irreducible) polygonal void loops, the polygon vertices of which are the contact points. For disc systems, cells can be equivalently defined through the graph generated by connecting the disc centers [13, 14]. In quasistatic dynamics, the structure evolves by making and breaking contacts. Since each contact is shared by two cells, every such contact event either merges two cells or splits a cell to two.

A key characteristic of a cell is the number of particles surrounding it, defined as its order. Breaking a contact between two (rattler-free) cells of order i and j

merges them into a cell of order $(i + j - 2)$, as sketched in Fig. 1a. A theory for the evolution of the cell order distribution has been formulated in [5], wherein each contact event is regarded as a distinct process. An example is the process shown in Fig. 1a and its reverse: $c_5 + c_6 \rightleftharpoons c_9$. Any such process affects the populations of cells of orders 5, 6 and 9. Defining the rates of cell merging, $p_{i,j}$, and splitting, $q_{i+j-2,i}$, they introduced a balance parameter for rattler-free cells,

$$\eta_{i,j} \equiv p_{i,j}Q_iQ_j - q_{i+j-2,i}Q_{i+j-2} \equiv \eta_{M;i,j} - \eta_{B;i,j}, \quad (1)$$

with Q_k the fraction of cells of order k . When $\eta_{M;i,j} > \eta_{B;i,j}$ more cells of orders i and j merge and vice versa. That rattlers can indeed be neglected in the analysis of such systems was later justified in [3]. Based on the balance parameters, they constructed master equations for Q_k and used them to derive a number of results. A significant prediction of this formalism is that steady states of very dense 2D systems, with $i, j < 6$, satisfy DB, namely, $\eta_{i,j} = 0$ for all i, j [5]. This derivation was supported by their simulations.

Here, we test this prediction experimentally for relatively dilute granular systems, comprising large cell orders. Specifically, we test the balance of all the processes $\eta_{i,j}$ up to order 10 by measuring $\eta_{B;i,j}$ and $\eta_{M;i,j}$ within a specified time window Δt . Since η is symmetric in i and j , we set in the following $i \leq j$.

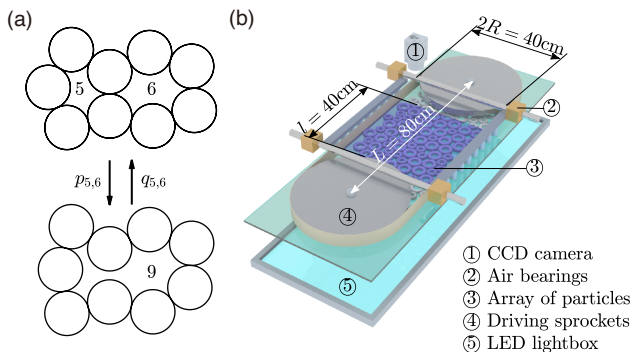


FIG. 1. (a) The processes of cells splitting and merging, caused by particles breaking and making contacts. (b) Sketch of stadium shear device, which cyclic shears the granular system within under a constant boundary pressure.

The experimental setup, known as the *stadium shear device* [3, 15], is sketched in Fig. 1(b). This device mimics simple shear between two infinite parallel plates. We used a stepping motor to drive periodically two stainless steel sprockets, connected by a rubber belt, corrugated on the inside to ensure that particles do not slip against it. We monitored the particles within the region shaded blue in Fig. 1(b).

We applied a 10% cyclic strain to several systems of particles with a wide range of friction coefficient μ : nylon gears ($\mu \rightarrow \infty$) [16], photoelastic disks ($\mu \approx 0.7$) [17],

ABS plastic cylindrical rings ($\mu \approx 0.32$), and Teflon-coated photoelastic disks ($\mu \approx 0.15$) [3]. Using high-friction particles allowed us to explore very low-density systems containing cells up to order 30. To minimize crystallization, we used a 50%-50% binary mixture of particles of size ratio 1:1.4. The small diameter was 1.0cm in all the systems, except for the gears, in which the pitch diameter of the small particles was 1.6cm and the tooth height 0.36cm. Each system had about 2000 particles. Each experiment started by depositing particles as randomly as possible inside the device and applying a cyclic shear. It has been shown [3] that these systems are liquid-like and reach steady states within fewer than 100 cycles. To make sure that we study steady states we then applied several hundreds of cycles before collecting data.

We paused the quasi-static process at the maximum negative strain of every cycle and took a snapshot of the structure, which allowed us a stroboscopic study of the dynamics. Below, we display the results for a strain amplitude of 5%, which are typical for all the strains we used. For each particle configuration, we identified the contacts and constructed the cells, as sketched in Fig. 1(b-c) [18, 19].

To quantify the error in contact identification, we used the thresholding method, detailed in [3] and varied the threshold to make sure that our results and conclusions are insensitive to the threshold.

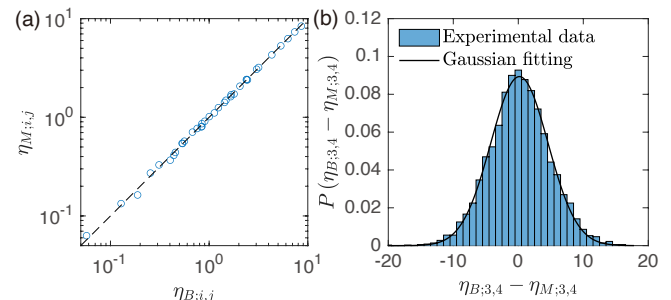


FIG. 2. (a) A plot of $\eta_{B;i,j}$ vs. $\eta_{M;i,j}$. Each point represents a specific (i, j) process. The plot shows an overall DB, $\eta_{B;i,j} = \eta_{M;i,j}$, to a very good accuracy. (b) A typical spread of the deviation from DB for $i = 3, j = 4$, $\eta_{B;3,4} - \eta_{M;3,4}$, across 4000 cycles. The spread is well-fitted by a Gaussian of mean zero, establishing both the DB and that this fluctuations are independently random between cycles.

The cell order distribution of steady state in these systems has been shown to be exponential [3] and we verified that this is the case in this new set of experiments. To test for DB, we calculated the average rates of $\eta_{B;i,j}$ and $\eta_{M;i,j}$ for all the (i, j) processes. The result for the gear systems, averaged over 4000 cycles, is shown in Fig.2(a) for all $i, j \leq 10$, with each point representing one such process. The plot shows a clear convergence to DB over this number of cycles.

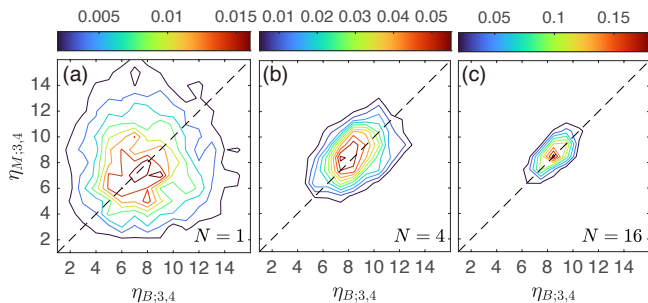


FIG. 3. Contour plot of the values of the pairs $(\eta_{B;3,4}, \eta_{M;3,4})$ for $N = 1, 4$, and 16 . The region spanned by the contours, whose values increase towards the DB line, shrinks rapidly as N increases.

Because of the systems' finite sizes, there is always a deviation from exact DB within any one cycle. The distribution of the deviation $\eta_{B;i,j} - \eta_{M;i,j}$ across 4000 cycles is shown in Fig. 2(b) for $(i, j) = (3, 4)$, for which we have the largest number of events and, therefore, the best statistics. Nevertheless, similar distributions are observed in all the processes. This distribution is fitted by a Gaussian of mean zero to a very good accuracy. The zero mean substantiates the observation of the DB in Fig. 2(a) and the Gaussian fit establishes that the deviations are independent random variables and uncorrelated between cycles. This latter observation is important – it allowed us to regard each cycle ($\Delta t = 1$) as a separate system, improving the statistics of our data. Moreover, the independence of the cycles means that a time window of $\Delta t = N$ is equivalent to studying N independent systems. In turn, this is equivalent to studying N independent domains in a system whose linear size is at least \sqrt{N} larger than our experimental one. We therefore replace Δt by N in the following.

Next, we investigated the rate of convergence to DB as a function of N . We divided the 4000 cycles into $K = 4000/N$ sub-windows, each of size $N = 1, 2, \dots, 4000$. In each sub-window, we calculated the averages of $\eta_{B;3,4}$ and $\eta_{M;3,4}$ to obtain $4000/N$ values of the pairs $(\eta_{B;3,4}, \eta_{M;3,4})$. A contour plot was then generated for these values and we show those for $N = 1, 4$, and 16 in Fig.3. The contours, whose values increase towards the centre, are distributed symmetrically around the DB line $\eta_B = \eta_M$ and they narrow rapidly with N . The convergence to DB is very good already for $N = 16$. We define the deviation from the DB line as

$$\delta_{i,j} = \frac{\sqrt{\langle (\bar{\eta}_{B;i,j} - \bar{\eta}_{M;i,j})^2 / 2 \rangle}}{\langle \bar{\eta}_{B;i,j} + \bar{\eta}_{M;i,j} \rangle / 2}, \quad (2)$$

in which, $\bar{\eta}$ is the average within a time window and $\langle \dots \rangle$ is an ensemble average over all time windows of size N . The convergence of the eight lowest processes in the gear system with increasing N is shown in Fig.4. All these processes approach the DB state algebraically: $\delta_{i,j} \sim$

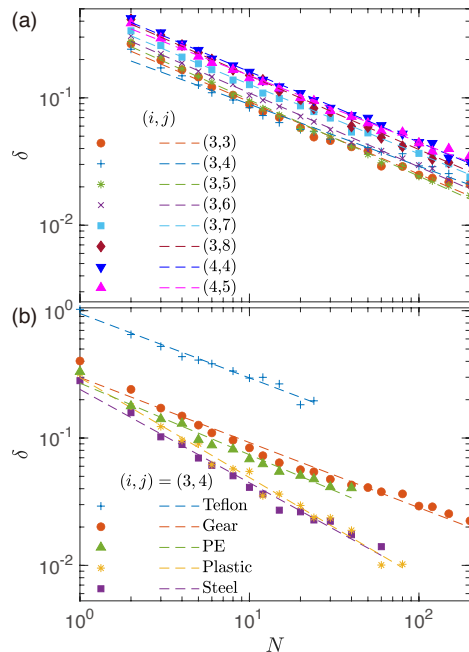


FIG. 4. The convergence towards the detailed balanced state. (a) The mean value of the deviation parameter as a function of time for the eight lowest order processes. It decays algebraically, $\delta_{i,j}(t) \sim t^{-\beta}$, in gear systems, with $\beta = 0.5 \pm 0.01$. (b) The convergence process in several non-gear systems. The decay is algebraic in all cases, but while $\beta = 0.5 \pm 0.01$ for photoelastic particles, Teflon-coated photoelastic particles, and gears, it is 0.7 ± 0.02 in the systems of plastic and steel particles.

$N^{-\beta}$, with $\beta = 0.5 \pm 0.01$. This value suggests again that the deviation is an independent random variable. For $N = 100$, the deviation is smaller than 5%. We therefore conclude that the steady state indeed satisfies an overall DB.

In Fig.4(b), we show the approach to DB in systems of different types of particles. The convergence in all is similar, $\delta_{i,j} \sim N^{-\beta}$. However, while $\beta = 0.5 \pm 0.01$ for photoelastic particles, Teflon-coated photoelastic particles, and gears, it is 0.7 ± 0.02 in the systems of plastic and steel particles. We have no explanation for this difference, but it may suggest that β could be a function of particles hardness and frictional coefficient.

The observation of DB in such a variety of systems is significant – it suggests that DB is robust and independent of contact-level properties and particle stiffness. Moreover, in all systems with finite inter-particle friction coefficient, time-reversal symmetry is broken when the ratio of the tangential to normal forces exceeds a threshold and sliding ensues. That DB is independent of this contact level further suggests that, in these out-of-equilibrium systems, DB requires no time reversal symmetry, in stark contrast to the DB in equilibrium thermal systems [9–11].

To conclude, our experiments establish that the steady

states dynamics of the cell order distribution in cyclically sheared planar disc systems satisfy detailed balance. This result, which is valid for very dilute systems with cell orders at least as high as 10, goes beyond validating the theoretical derivation in [5], which was limited to very dense systems of cell orders lower than six.

We have also shown that the deviation from detailed balance in finite-size systems is an independent random variable that decays mainly as the a square root of the number of cycles. This allowed us to interpret each cycle as an independent system and so extend the conclusions, through a chain of arguments, to systems whose sizes are much larger than our experimental system. We have also shown that the convergence to these steady states is rapid, suggesting that this is a robust result that can be observed at relatively small systems.

Finding detailed balance in out-of-equilibrium granular dynamics is surprising and supports Edwards's original conjecture that these systems can be usefully studied with the statistical mechanics formalism [6–8, 20, 21]. This should encourage further utilization of statistical mechanics in general to model the rich dynamic behavior of this form of matter and hopefully lead to fundamental results based on detailed balance, similar to those derived for thermal equilibrium systems.

XLS and JZ acknowledge the student innovation center of Shanghai Jiao Tong University. XLS and JZ also acknowledge the helpful discussion with Walter Kob. This work is supported by the NSFC (No.11774221 and No.11974238). This work is also supported by the Innovation Program of Shanghai Municipal Education Commission under No 2021-01-07-00-02-E00138. We also acknowledge the support from the student innovation center of Shanghai Jiao Tong University. RB acknowledges the hospitality of the Cavendish Laboratory, University of Cambridge, UK.

- [1] H.-J. Vogel and K. Roth, *Journal of Hydrology* **272**, 95 (2003).
- [2] N. C. Keim, J. D. Paulsen, Z. Zeravcic, S. Sastry, and S. R. Nagel, *Rev. Mod. Phys.* **91**, 035002 (2019).
- [3] X. Sun, W. Kob, R. Blumenfeld, H. Tong, Y. Wang, and J. Zhang, *Phys. Rev. Lett.* **125**, 268005 (2020).
- [4] S. Amitai and R. Blumenfeld, *Physical Review E* **95**, 052905 (2017).
- [5] C. C. Wanjura, P. Gago, T. Matsushima, and R. Blumenfeld, *Granular Matter* **22**, 1 (2020).
- [6] S. F. Edwards and R. Oakeshott, *Physica A* **157**, 1080 (1989).
- [7] A. Mehta and S. F. Edwards, *Physica A* **157**, 1091 (1989).
- [8] A. Baule, F. Morone, H. J. Herrmann, and H. A. Makse, *Rev. Mod. Phys.* **90**, 015006 (2018).
- [9] J. C. M. M.A., *The London, Edinburgh, and Dublin Philosophical Magazine and Journal of Science* **20**, 21 (1860), <https://doi.org/10.1080/14786446008642902>.
- [10] L. Onsager, *Phys. Rev.* **37**, 405 (1931).
- [11] A. Einstein, *Physikalische Zeitschrift* **18**, 121 (1917).
- [12] M. J. Klein, *Phys. Rev.* **97**, 1446 (1955).
- [13] A. Tordesillas, D. M. Walker, and Q. Lin, *Phys. Rev. E* **81**, 011302 (2010).
- [14] A. G. Smart and J. M. Ottino, *Phys. Rev. E* **77**, 041307 (2008).
- [15] T. Miller, P. Rognon, and I. Einav, *AIP Conf Proc* **1542**, 483 (2013).
- [16] S. Papanikolaou, C. S. O'Hern, and M. D. Shattuck, *Phys. Rev. Lett.* **110**, 198002 (2013).
- [17] A. Tordesillas, J. Zhang, and R. Behringer, *Geomech. Geoengin.* **4**, 3 (2009).
- [18] T. Matsushima and R. Blumenfeld, *Phys. Rev. Lett.* **112**, 098003 (2014).
- [19] T. Matsushima and R. Blumenfeld, *Phys. Rev. E* **95**, 032905 (2017).
- [20] R. Blumenfeld and S. F. Edwards, *Phys. Rev. Lett.* **90**, 114303 (2003).
- [21] R. Blumenfeld, S. Amitai, J. J. F., and R. Hihinashvili, *Physical Review Letters* **116**, 148001 (2016).

* jiezhang2012@sjtu.edu.cn