

Superadiabaticity in Jupiter and giant planet interiors

FLORIAN DEBRAS,^{1,2,3} GILLES CHABRIER,^{2,3} AND DAVID J. STEVENSON⁴

¹*IRAP, Université de Toulouse, CNRS, UPS, Toulouse, France*

²*Ecole normale supérieure de Lyon, CRAL, UMR CNRS 5574, 69364 Lyon Cedex 07, France*

³*School of Physics, University of Exeter, Exeter, EX4 4QL, UK*

⁴*Division of Geological and Planetary Sciences, California Institute of Technology 1200 E California Blvd, Pasadena, USA, 91125*

(Received 16/10/2020; Accepted 03/05/2021; Published -)

ABSTRACT

Interior models of giant planets traditionally assume that at a given radius (i.e. pressure) the density should be larger than or equal to the one corresponding to a homogeneous, adiabatic stratification throughout the planet (referred to as the 'outer adiabat'). The observations of Jupiter's gravity field by Juno combined with the constraints on its atmospheric composition appear to be incompatible with such a profile. In this letter, we show that the above assumption stems from an incorrect understanding of the Schwarzschild-Ledoux criterion, which is only valid on a local scale. In order to fulfil the buoyancy stability condition, the density gradient with pressure in a non-adiabatic region must indeed rise more steeply than the *local* adiabatic density gradient. However, the density gradient can be smaller than the one corresponding to the outer adiabat at the same pressure because of the higher temperature in an inhomogeneously stratified medium. Deep enough, the density can therefore be lower than the one corresponding to the outer adiabat. We show that this is permitted only if the slope of the local adiabat becomes shallower than the slope of the outer adiabat at the same pressure, as found in recent Jupiter models due to the increase of both specific entropy and adiabatic index with depth. We examine the dynamical stability of this structure and show that it is stable against non-adiabatic perturbations. The possibility of such unconventional density profile in Jupiter complicates further our understanding of the internal structure and evolution of (extrasolar) giant planets.

Accepted in ApJL

Keywords: Planets and satellites: gaseous planets – Planets and satellites: interiors – Planets and satellites: composition – Planets and satellites: individual (Jupiter) – Equation of state

1. INTRODUCTION

The combination of recent observational and theoretical significant advances, namely Juno's determinations of Jupiter's high order gravity moments (Bolton et al. 2017; Iess et al. 2018) and numerical calculations of relevant dense matter equations of state (e.g., Militzer & Hubbard (2013); Chabrier et al. (2019); Mazevet et al. (2019); Chabrier & Debras (2021)) have drastically impacted our understanding of Jupiter and thus of giant

planets in general (Wahl et al. 2017; Debras & Chabrier 2019).

Recent models with an adiabatic, homogeneous envelope predict a solar or even subsolar heavy element abundance in the atmosphere, a striking likely disagreement with observations. In reality the atmosphere is supersolar, at least based on methane (Wong et al. 2004), and could plausibly be 2 or even 3 times solar if water (the most important heavy element contributor) is also supersolar by a similar amount. If the right equation of state is in use, then it is tempting to attribute the low density in the models to either superadiabaticity combined with a stable compositional gradient or subadiabaticity combined with a unstable compositional

gradient. Debras & Chabrier (2019) proposed the former case of superadiabaticity to reconcile the relatively modest values of the high-order gravitational moments observed by Juno and the high, supersolar heavy element fraction revealed by Galileo. This (counterintuitive) solution, however, raises an important issue. Indeed, according to the Schwarzschild-Ledoux criterion, for a region to be stable against overturning convection, any departure from adiabaticity should lead to a steeper density gradient, thus implying a larger density at depth than the one of the outer adiabat.¹ Therefore, a structure of Jupiter less dense with depth than the external adiabat needs to be justified on physical grounds, both in terms of stability and of a plausible cooling history.

In this paper, we derive simple physical arguments to assess the validity of such a density profile. First, we recall in §2 the required conditions for a non adiabatic region to persist in a planet’s interior. In §3, we show that the local adiabatic density gradient in the non adiabatic region must become flatter than the density gradient of the outer adiabat at the same pressure. We show that this condition is fulfilled in recent Jupiter models because of H₂ pressure dissociation and atomic He enrichment at the expense of molecular H₂, which both yield a decrease of the number of degrees of freedom and therefore an increase of the adiabatic index. Then, in §4 we examine the dynamical stability of such density structures. We briefly examine the type of non adiabatic evolution for the planet in §5. Section 6 is devoted to the conclusion. In spite of their relative simplicity, that need further numerical simulations of much greater complexity to be fully validated, these calculations provide physically sound arguments to justify the possibility of non adiabatic temperature and density stratifications in Jupiter and giant planet interiors.

2. CONDITIONS FOR A NON ADIABATIC REGION

For a given composition, associated with a mean molecular weight μ , the thermodynamic properties of the fluid can be calculated from the knowledge of two of the following quantities, specific entropy S , temperature T , pressure P and mass density ρ . Notably, ρ can be calculated from P and S to derive Jupiter models with the

¹ We define the "outer" or "external" isentrope/adiabat as the density-pressure and temperature-pressure profiles Jupiter would have if the specific entropy was constant throughout the planet, at the value inferred from the Galileo and Juno observations, i.e. 1 bar at 166 K (Wong et al. 2004; Li et al. 2017). We tested that choosing 170 or even 175K does not change the overall picture (Leconte et al. 2017; Guillot et al. 2020a,b).

concentric MacLaurin spheroid method (Hubbard 2013; Debras & Chabrier 2018).

Under Jupiter conditions, where motions are small compared to the speed of sound, an adiabat can be approximated as an isentrope ($dQ = 0 \iff dS = 0$), at least in the absence of irreversible processes such as e.g. phase separation. In regions where the molecular weight is constant the temperature gradient in the planet is thus equal to the adiabatic temperature gradient (Hubbard (1968); Saumon et al. (1992); Hubbard et al. (2002)), defined as:

$$\nabla_{T(\mu=cte)} \equiv \left(\frac{d \ln T}{d \ln P} \right)_{\mu=cte} \simeq \left(\frac{d \ln T}{d \ln P} \right)_{ad} \equiv \nabla_{T_{ad}}. \quad (1)$$

As in convective regions the specific entropy is constant, this is equivalent to say that the density gradient must obey the condition:

$$\nabla_{\rho(\mu=cte)} \equiv \left(\frac{d \ln \rho}{d \ln P} \right)_{\mu=cte} \simeq \left(\frac{d \ln \rho}{d \ln P} \right)_{ad} \equiv \nabla_{\rho_{ad}}. \quad (2)$$

The need for a lower density than that of an adiabatic profile requires that, somewhere within the planet, $\nabla_{\rho} < \nabla_{\rho_{ad}}$, which implies regions of compositional gradients. A regime of double-diffusive instability may then develop due to the competition between (fast) thermal diffusivity and (slow) molecular diffusivity. Such regions are stable to overturning convection, thus stable with respect to the Ledoux criterion, but still unstable to small-scale convection, i.e. unstable w.r.t. the Schwarzschild criterion. Two situations can occur depending on the destabilizing or stabilizing nature of the compositional gradient:

1. in the former case, the molecular weight is decreasing with depth in some part of the planet ($d\mu/dr > 0$, i.e. $\nabla_{\mu} = d \ln \mu / d \ln P < 0$) and can lead to a region of fingering convection;
2. in the second, opposite case, the increasing molecular weight with depth ($d\mu/dr < 0$, i.e. $\nabla_{\mu} > 0$) can trigger oscillatory or, more likely, layered convection, possibly under the form of blurred double diffusive convection, a regime generally identified as "semi convection" (Mirouh et al. (2012); Moll et al. (2016)).

These two situations can be described by the two following respective conditions (e.g. Rosenblum et al. (2011)):

$$\text{fingering convection: } 1 < R_\rho < \frac{1}{\tau}, \quad (3)$$

$$\text{semi-convection: } 1 < R_\rho^{-1} < \frac{Pr + 1}{Pr + \tau}, \quad (4)$$

where $Pr = \nu/\kappa_T$ and $\tau = \kappa_\mu/\kappa_T$ denote respectively the Prandtl and inverse Lewis numbers, with ν the molecular viscosity, κ_μ and κ_T the molecular and thermal diffusivities, $R_\rho = \frac{\alpha_T}{\alpha_\mu} \frac{\nabla_T - \nabla_{T_{ad}}}{\nabla_\mu}$ is the density contrast parameter and

$$\alpha_\mu = \left(\frac{\partial \ln \rho}{\partial \ln \mu} \right)_{T,P} = - \left(\frac{\partial \ln \rho}{\partial \ln P} \right)_{T,\mu} \left(\frac{\partial \ln P}{\partial \ln \mu} \right)_{T,\rho} \quad (5)$$

$$\alpha_T = - \left(\frac{\partial \ln \rho}{\partial \ln T} \right)_{P,\mu} = \left(\frac{\partial \ln \rho}{\partial \ln P} \right)_{T,\mu} \left(\frac{\partial \ln P}{\partial \ln T} \right)_{\rho,\mu} \quad (6)$$

only depend on the equation of state (EOS). For any realistic EOS in Jupiter, $\alpha_T > 0$ and $\alpha_\mu > 0$.

These conditions can be rewritten in terms of density, instead of temperature. For a general EOS $P(\rho, T, \mu)$, it is easy to show that these conditions become:

fingering convection:

$$\nabla_{\rho_{ad}} < \nabla_\rho < \nabla_{\rho_{ad}} + \left(\frac{1}{\tau} - 1 \right) \frac{\chi_\mu}{\chi_\rho} \nabla_\mu, \quad (7)$$

semi-convection:

$$\nabla_{\rho_{ad}} < \nabla_\rho < \nabla_{\rho_{ad}} - \left(\frac{1 - \tau}{1 + Pr} \right) \frac{\chi_\mu}{\chi_\rho} \nabla_\mu, \quad (8)$$

where

$$\chi_\mu = \left(\frac{\partial \ln P}{\partial \ln \mu} \right)_{T,\rho}, \quad \chi_\rho = \left(\frac{\partial \ln P}{\partial \ln \rho} \right)_{\mu,T}. \quad (9)$$

Since under the conditions of interest $\tau \approx 10^{-2} \ll 1$, $Pr \approx 10^{-2} - 10^{-1}$ (see e.g. Chabrier & Baraffe (2007)), $\chi_\mu < 0$, $\chi_\rho > 0$ and ∇_μ respectively < 0 and > 0 in the fingering and semi-convection case, these inequalities can be fulfilled.

The left hand side of the two inequalities expresses the same property: in a system stable to overturning convection, the density of a parcel of fluid raised adiabatically to a lower pressure must be larger than that of its new surroundings. The right hand side conditions correspond to the stratification limits below which the regions are stable w.r.t the Ledoux criterion but unstable to small-scale double-diffusive instability.

A region of fingering convection in the outermost layers, i.e. $\nabla_\mu < 0$, may occur either because of (i) accretion of hot entropy gas during the runaway gas accretion

phase, hampering or even completely inhibiting convection in the outermost part of the planet (Berardo et al. 2017; Berardo & Cumming 2017) and/or (ii) the coaccretion of rock and gas or accretion of planetesimals over some fraction of the planet's surface during the planet's history (e.g. Iaroslavitz & Podolak (2007); Mordasini et al. (2017)).

In this paper, we only consider a region of increasing molecular weight with depth ($d\mu/dr < 0$, i.e. $\nabla_\mu > 0$) as there is a need for such a region in Jupiter's interior. Indeed, Galileo's observations of helium atmospheric abundance (von Zahn et al. 1998) reveal only 90% of the protosolar value inferred from solar models (e.g., Anders & Grevesse (1989)), whereas the global helium content of Jupiter is presumably protosolar. This increase of helium mass fraction with depth yields an increase of molecular weight. Such a gradient could be due either to H/He immiscibility, leading to helium sedimentation (Stevenson & Salpeter 1977a; Stevenson 1979; Fortney & Hubbard 2003), or to a region of layered or blurred double diffusive convection, possibly triggered by immiscibility (see the discussions in Stevenson & Salpeter (1977a); Debras & Chabrier (2019)). It is worth noting that semi-convection occurs more easily in regions where $|\chi_\mu/\chi_\rho| > 1$ (see Eq.(8)), hence deeper than 1 GPa (=10 kbar, Debras & Chabrier (2019)).

At first sight, the conditions (7) and (8) seem to contradict the recent models of Debras & Chabrier (2019) since the first obvious conclusion is that the density gradient must be *steeper* than the adiabatic density gradient. The correct analysis, however, is more subtil. In a convective homogeneous medium, the adiabatic profile can be considered as a global profile and the specific entropy is constant throughout the entire region. In a medium prone to composition change, however, $\nabla_{\rho_{ad}}$ is only defined on a *local scale*, as the specific entropy changes with depth. Therefore, the density gradient can be always steeper than the *local* adiabatic density gradient, defined by the thermodynamical properties of the medium at a given pressure, although flatter than the density gradient the outer adiabat would have at the same pressure. This issue is explored in detail in the following sections.

In all cases, this implies an intermediate *inhomogeneous* region departing from an adiabatic profile, bracketed by two adiabatic ones in Jupiter's gas rich envelope. According to the analysis of Debras & Chabrier (2019) using state-of-the art H/He eos (Chabrier et al. (2019); Chabrier & Debras (2021)), sufficiently deep in this region the density should be lower than the density of the external isentrope at the same pressure.

3. THERMODYNAMIC CONSIDERATIONS

Figure 1 displays a $\rho(P)$ profile where we suppose the existence of a superadiabatic region between pressures P_i and P_f , associated with a decrease in density at depth (red line), compared with the outer adiabetic profile (black line). The outer and inner specific entropies are $S = S_0$ at P_i and $S = S_f$ at P_f , respectively.

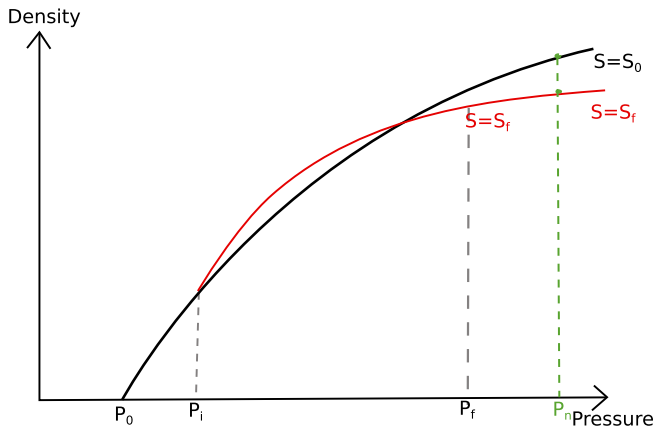


Figure 1. Cartoon of the superadiabatic profile compared with an adiabetic one. The overdense region compared to the adiabat is exaggerated for illustration purposes.

The non adiabatic region can be characterized by two physical processes: a diffusive region or a semi-convective region. In both cases, the left hand side of Ineq.(8) must be verified: the density gradient must be steeper than the density gradient of the local adiabat. However, Figure 1 shows that we want the density gradient to be shallower than the one of the outer adiabat. Therefore, the non-adiabatic region must verify:

$$\left. \frac{d\rho}{dP} \right|_S < \frac{d\rho}{dP} < \left. \frac{d\rho}{dP} \right|_{S_0}, \quad (10)$$

where $d\rho/dP|_S$ is the adiabetic density gradient at pressure P in the region, $d\rho/dP$ is the actual density gradient and $d\rho/dP|_{S_0}$ is the density gradient of the outer adiabat at the same pressure P .

It is easily shown that for an adiabetic reversible transformation ($dQ = TdS = 0$), the density gradient must verify:

$$\left. \frac{d\rho}{dP} \right|_S = \gamma^{-1} \left(\frac{\partial \rho}{\partial P} \right)_T, \quad (11)$$

where $\gamma = C_P/C_V$ is the usual adiabetic index, i.e. ratio of the specific heats at constant pressure and volume, respectively. For an ideal gas, this relation yields the Laplace law. For a general EOS, γ depends on the thermodynamic quantities. As the temperature is a func-

tion of pressure and entropy in our models, Ineq.(10) then implies a condition on the *local* adiabetic density gradient $d\rho/dP|_S$, namely:

$$\gamma^{-1}(P, S) \left(\frac{\partial \rho}{\partial P} \right)_T (P, S) < \gamma^{-1}(P, S_0) \left(\frac{\partial \rho}{\partial P} \right)_{T_0} (P, S_0). \quad (12)$$

If condition (12) is satisfied in the non adiabetic regions of Jupiter, the density gradient can then become flatter than the one of the outer adiabat. Eventually, the density of the non-adiabatic structure can thus become lower than the density of the outer adiabat at the same pressure. Note that, because of the superadiabaticity in the semi-convection zone, each layer lies on a warmer isentrope than the outer one, $T(P, S) > T_0(P, S_0)$. This contributes to decreasing $(\partial\rho/\partial P)_T$.

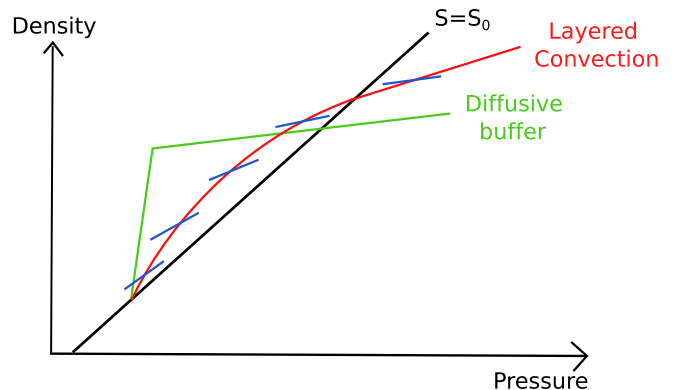


Figure 2. Cartoon of P - ρ profiles for: black: isentropic profile, red: semi-convection region, green: diffusive buffer. The blue lines are the local isentropes in the semi-convective profile. Comparing black with red or green lines, the diffusive or layered convective profiles exhibit *initially* a steeper density gradient than the isentropic profile, but become eventually less dense at depth because of the decreasing steepness of the density gradient.

Such a profile is illustrated in Figure 2 for two cases: a single, small diffusive buffer or an extended layered convection region. At the bottom of the diffusive buffer, the adiabetic gradient is much flatter than the gradient of the outer adiabat because of the sharp increase in temperature. The semi-convective region, on the other hand, is characterized by a slow flattening of the local adiabetic gradients with depth. In both cases, the density eventually becomes lower than the density of the outer adiabat at depth. ²

² Strictly speaking, the pressure at given radius will be slightly different between the fully adiabetic and superadiabetic profiles. However, the difference in the two $P(r)$ profiles, which corresponds to the change of gravity between the two models, is very slow to

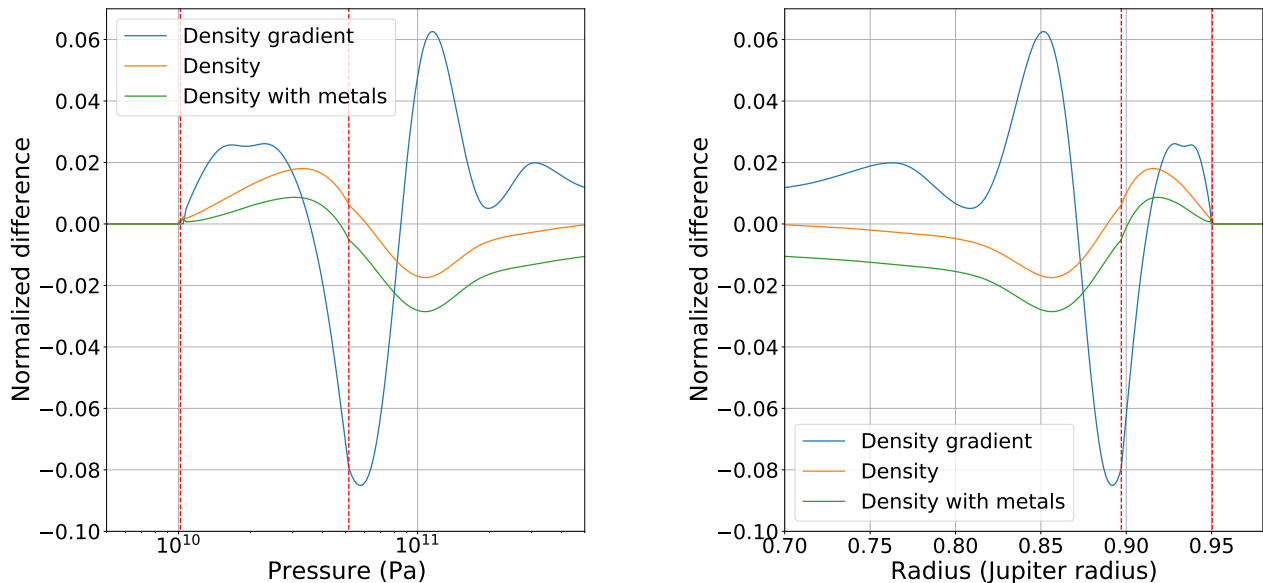


Figure 3. Blue curves: difference between the local adiabatic density gradient from a model of Debras & Chabrier (2019) and the density gradient of the outer adiabat at the same pressure (left) or radius (right), divided by the density gradient of the outer adiabat. Orange curves: difference between density of the model and the density of the outer adiabat, divided by the density of the outer adiabat. Green curves: same as orange curve but including the decrease of metal content with depth as proposed in Debras & Chabrier (2019). Red vertical dashed lines: limits of the semi-convective zone, separating the two convective envelopes. Note: 1 Mbar = 10^{11} Pa.

In Figure 3, we show the difference between the local adiabatic density gradient and the density gradient of the outer adiabat in a typical model of Debras & Chabrier (2019), as well as the difference between the true density and the one of the outer adiabat, as a function of pressure and radius, respectively. We see that there is a direct correlation between the two curves: when Ineq.(12) is verified (blue curve negative), the density decreases compared to the density of the outer adiabat (orange/green curve decreasing), and inversely, confirming the validity of the model. The fact that Ineq.(12) is fulfilled in the semi-convection region of Jupiter ($P \simeq 10 - 100$ GPa) stems from several factors. First, as mentioned above, the superadiabaticity decreases the local density gradient, $(\partial\rho/\partial P)_T$. Second, the adiabatic index γ increases with depth because of (i) H_2 pressure dissociation, (ii) atomic He enrichment at the expense of molecular H_2 , which both yield a decrease of the number of degrees of freedom.

We see in Figure 3 that the density is larger than the density of the outer adiabat between 0.1 to 0.6 Mbar, i.e. about 4000 km, which encompasses the whole semi-convective region. This result will be used in the next section.

develop and fairly negligible (see Fig. 9 of Debras & Chabrier (2019)).

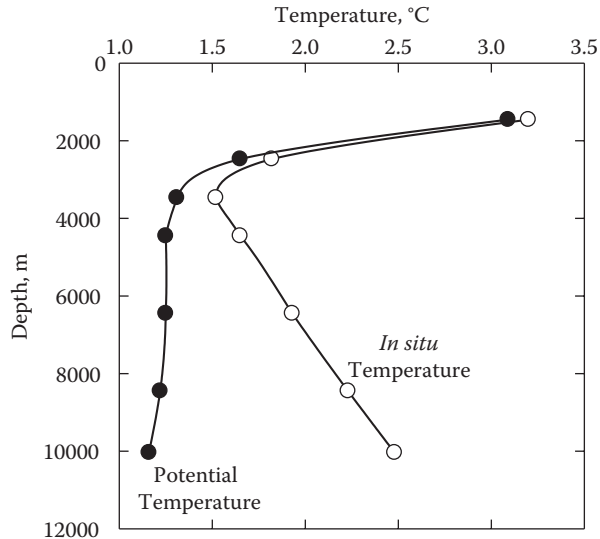
It is worth mentioning the existence of this kind of density structure on Earth, namely in the Mindanao trench, whose thermodynamic profile is displayed in Figure 4 (see Millero (2011)). In the Mindanao trench, salinity and temperature are increasing with depth, salted water yielding a downward increasing molecular weight, whereas the density is decreasing with depth and the density at the bottom of the trench is lower than the one of an adiabat. This profile is nonetheless stable, because of the increase of potential density³ with depth. Care must be taken in the comparison as water is almost incompressible, but this example of a steady state situation shows that a superadiabatic temperature profile associated with a lower density than the outer adiabatic profile in a region of downward increasing molecular weight can be stable.

4. CONDITIONS FOR DYNAMICAL STABILITY

4.1. Buoyancy arguments

In this section, we examine the stability of the pressure-density profiles mentioned in the previous section, which have been shown to be statically stable,

³ In oceanography, the potential density and temperature are defined at the surface of the ocean. An increase of potential density with depth is equivalent here to a density gradient flatter than an adiabatic one, which can lead to a decrease of density with depth, as seen in Fig.4.



In situ and Potential Temperature in the Mindanao Trench

Depth	Salinity	Temp. (°C) <i>in situ</i>	Density (°C)		
			Θ	σ_T	σ_θ
1455	34.58	3.20	3.09	27.55	27.56
2470	34.64	1.82	1.65	27.72	27.73
3470	34.67	1.52	1.31	27.76	27.78
4450	34.67	1.65	1.25	27.76	27.78
6450	34.67	1.93	1.25	27.74	27.79
8450	34.69	2.23	1.22	27.72	27.79
10035	34.67	2.48	1.16	27.69	27.79

Figure 4. Salinity, *in situ* temperature, potential temperature (θ), *in situ* density (σ_T) and potential density (σ_θ) as a function of depth in the Mindanao trench. The potential temperature and density are defined here at the top of the ocean. The potential density increases while the actual density decreases with depth, showing the stability of a superadiabatic, less dense than an adiabat profile. Copyright 2013 From Chemical Oceanography, Fourth Edition by Frank Millero. Reproduced by permission of Taylor and Francis Group, LLC, a division of Informa plc.

against dynamical perturbations. We first examine the condition of buoyancy stability.

Let us assume that a parcel of fluid from the adiabatic envelope above the semi-convective region can move downward adiabatically over great distances. As examined in §2, static stability implies that the parcel must first travel throughout regions which exhibit steeper density gradients than the adiabatic density gradient of the parcel along its path. A simple buoyancy argument gives the deceleration rate of the particle due to the *locally*, overdense surrounding medium:

$$\frac{dv}{dt} \sim \left(\frac{\rho_{\text{ad}} - \rho}{\rho_{\text{ad}}} \right) g, \quad (13)$$

where v is the parcel velocity, g the gravitational acceleration, ρ_{ad} the density of the parcel displaced adiabatically and ρ the density of the medium. For simplification, let us assume that $(\rho_{\text{ad}} - \rho)/\rho_{\text{ad}}$ is constant with depth, and $dv/dt \approx v/t_{\text{dec}}$, with t_{dec} a characteristic deceleration timescale for the parcel. The condition for the particle to travel through a distance l is roughly:

$$\frac{l}{v} \sim t_{\text{dec}} \Rightarrow l \sim \frac{v^2 \rho_{\text{ad}}}{(\rho - \rho_{\text{ad}}) g}. \quad (14)$$

From the mixing length theory (MLT, Hansen & Kawaler (1994); Kippenhahn & Weigert (1990)), one

gets for the convective velocity in the 0.1 – 2 Mbar region $v \sim 0.1 \text{ m s}^{-1}$, and $g \sim 10 \text{ m s}^{-2}$ for Jupiter, while the typical departure from an adiabatic profile over a few kms in the models of Debras & Chabrier (2019) is

$$\frac{\Delta\rho}{\rho_{\text{ad}}} = \left| \frac{\rho_{\text{ad}} - \rho}{\rho_{\text{ad}}} \right|_{50 \text{ km}} \sim 10^{-4}. \quad (15)$$

An order of magnitude estimate for the distance l is then:

$$l \sim 10 \text{ m} \left(\frac{v}{0.1 \text{ m s}^{-1}} \right)^2 \left(\frac{\Delta\rho/\rho_{\text{ad}}}{10^{-4}} \right)^{-1} \left(\frac{g}{10 \text{ m s}^{-2}} \right)^{-1}. \quad (16)$$

Hence, for the non-adiabatic region to be dynamically stable, any parcel sinking adiabatically must have a lower density than the local medium over a few tens of meters. The density must thus increase more steeply with pressure than the outer adiabatic profile only over about a hundred meters or so to prevent the destabilisation of the medium.

Examining the onset of layered convection in Jupiter, Chabrier & Baraffe (2007) and Leconte & Chabrier (2012) analytically estimated that the typical size of the convective layers in the semi convection region is ~ 100 m. Therefore, for the abovementioned typical relative increase in density, of the order of 10^{-4} , one single layer

with a density gradient steeper than the one of the outer adiabat is sufficient for the buoyancy restoring force to stabilize the medium. This is of course a very crude estimate, but it shows that the medium is extremely stable to adiabatic perturbations.

As mentioned in §3 and shown in Fig. 3, typical profiles in Debras & Chabrier (2019) exhibit a higher density than the outer adiabat over the whole semi-convective zone, which is 3000 km large. This encompasses about 30,000 convective layers, which largely fulfills the aforementioned buoyancy stability condition. Two conclusions can then be drawn for the regions of layered convection with a density gradient shallower than the one of the external adiabat at the same pressure:

- the first layers at the top of the semi convection zone, where the molecular weight gradient starts to develop, must be denser than the outer adiabat at the same pressure. As shown above, one single convective layer fulfilling this condition is sufficient to stabilize the medium against buoyancy instability.
- for the typical departure from the adiabatic density profile found in the models (eqn.(15)), a parcel of fluid brought downward adiabatically from some level to higher pressure levels does not become unstable unless its velocity is 2-3 order of magnitudes larger than the convective velocity, because of the buoyancy restoring force.

4.2. Wave instability

Let us now consider an adiabatic, horizontal, divergence free perturbation of given wavelength λ and vertical amplitude h . We denote H the typical height over which the medium becomes less dense than the outer adiabat. The discussion of §4.1 shows that $H \gtrsim 100$ m at least, and the models of Debras & Chabrier (2019) allow for $H \sim 3000$ km.

If the initial amplitude of the wave $h \ll H$, the wave satisfies the Schwarzschild criterion at every point: it will be damped out on a buoyant timescale. On the other hand, if $h \gtrsim H$, the antinodes of the wave are buoyantly unstable and the wave may become globally unstable. By analogy with Rayleigh-Taylor instability, rotation and magnetic field might prevent instability to occur. However, using Chandrasekhar (1961), it can be easily verified that under Jupiter's conditions, namely angular velocity $\Omega \sim 10^{-4} \text{ s}^{-1}$ and magnetic field amplitude of the order of a few tens of Gauss, $B = \mu H \approx 30$ G at $r = 0.85R_J$ (Connerney et al. (2018)), i.e. at the location of the semi-convective zone (Debras & Chabrier 2019), rotation and magnetic tension can only stabilize short wavelength ($\lambda \lesssim 100$ km) perturbation waves. The

real situation, however, is more complex than described above for three reasons:

i) The growth timescale of the instability depends in reality on the *integral* of the density difference with pressure, $\int (\rho - \rho_{\text{ad}}) v_z dP$, where ρ_{ad} is the density of the outer adiabat and v_z denotes the vertical component of the perturbation velocity (eq.(X 44) of Chandrasekhar (1961)). As the path along the integral will alternate underdense and overdense regions compared with the outer adiabat, respectively destabilizing/stabilizing the medium, it is not clear what the final result will be. At the very least, the growth timescale will be increased compared to a simple Rayleigh-Taylor estimation for two fluids of constant density.

ii) The wave must remain adiabatic over the entire superadiabatic region to have a chance to destabilize it. This corresponds to ~ 3000 km in the models of Debras & Chabrier (2019). The perturbation must remain adiabatic over this scale since instability can occur only if the growth timescale is shorter than heat transfer timescales. Whereas atomic thermal diffusivity is too small to yield strong departure from adiabaticity ($\kappa_T \approx 10^{-1} \text{ cm}^2 \text{ s}^{-1}$ for metallic hydrogen (Stevenson & Salpeter (1977b))), this is less clear in the case of semi convection, with significantly enhanced diffusivity and the formation of strong localized updrafts and downdrafts (Rosenblum et al. 2011). This is even more true in case of a phase separation with a release of latent heat, i.e. $\Delta S \neq 0$.

iii) An obvious question is what physical mechanism can excite such long wavelength perturbations and what is the typical timescale to excite them? If the perturbation is triggered by convection, the most likely hypothesis, the size of the overshoot plumes at the interface of the double-diffusive region must be comparable to a significant fraction of the size of this latter, i.e. ~ 3000 km. Assuming rough equipartition between the wave energy and the excitation mechanism (at least in the linear phase), this will roughly correspond to the wave amplitude, which by itself challenges the existence of such "perturbations". Given the typical convective velocity $v \simeq 0.1 \text{ m s}^{-1}$, it will take about 300 days to generate such a wave. As examined in §4.1, damping due to buoyancy occurs on a much shorter timescale. The problem can be rephrased the other way around: there is no obvious physical mechanism susceptible to excite from linear perturbations long wavelength *adiabatic* perturbations with an initial amplitude of thousands of kilometers at the interface between the external envelope and the inhomogeneous zone in Jupiter's structure models proposed by Debras & Chabrier (2019).

5. EVOLUTION

It is well known that an ongoing adiabatic contraction of Jupiter since its formation yields an age in good agreement with the age of the solar system, as shown originally by Hubbard (1977). Carrying out cooling calculations in case of a non adiabatic internal structure can not be done analytically and requires numerical calculations. Although several attempts have been made to explore this issue, none of them has properly included *all* the various processes potentially responsible for such a departure from adiabaticity, namely (i) phase separation, (ii) double diffusive convection and (iii) core erosion since recent Jupiter models strongly suggest a diluted core for Jupiter (Wahl et al. 2017; Debras & Chabrier 2019). Given the complexity of these processes, providing a *robust* complete cooling history of Jupiter appears to be rather elusive for now, in spite of some claims in the literature. Indeed, besides the uncertainty in existing H/He phase diagram calculations, by itself a major source of uncertainty, there is a trade off between these various mechanisms, which can either increase or decrease the cooling rate of the planet, depending whether, and when, they lead to a production or a loss of energy. A typical example, for instance, are the calculations of Leconte & Chabrier (2013), that show that the correct age and luminosity of Saturn can be obtained in the case of layered convection. The reason is that a non adiabatic region decreases the output heat flux between the interior and the photosphere compared with an entirely convective planet, yielding a decrease of the luminosity. As the energy transport is less efficient, however, a non adiabatic planet eventually becomes more luminous than an adiabatic one, as it cools down over longer timescales. For Saturn, in the case of the calculations of Leconte & Chabrier (2013), the crossover happens after a few hundred millions years (their figure 2). Layered convection or immiscibility happening about a few hundred millions years ago in Jupiter’s interior, leading to a non isentropic internal region, could thus very well be consistent with the planet’s current luminosity. Not mentioning, again, the impact of core erosion on the energy balance (Stevenson 1985; Guillot et al. (2004)).

A plausible, *qualitative* evolutionary path for the planet, consistent with both its present luminosity and stability conditions, could thus be as follows, as shown schematically in Figure 5:

1. Formation of Jupiter as a compact core and a convective envelope. Whether the original envelope is well homogenized or not is not really consequential, as inhomogeneous regions could occur during

the formation process or later on during the evolution (see §2).

2. After a certain time, the temperature in the Mbar region is sufficiently low for helium immiscibility to occur, possibly with other elements as well. Helium droplets begin to drown, depleting the outer envelope in helium and possibly enriching it modestly in heavy elements (Stevenson & Salpeter 1977a; Debras & Chabrier 2019). As examined in §3, initially, the inner density profile must be denser than the adiabatic profile to ensure stability. The demixing process very likely triggers a double diffusive instability, either as a steady state or constantly dynamically generated by gravity waves at the interface with the convective envelope. Double diffusive convection, however, can very well occur before (i.e. in the absence of) H/He demixion, notably if external impacts hampered the convective efficiency at some epoch during Jupiter’s lifetime. Once an external non-adiabatically stratified region has developed, splitting the outer envelope into two separated convective zones, accretion of small solid bodies by Jupiter during its subsequent evolution could lead to the observed supersolar abundance of heavy elements, whatever the initial impact of such a semi-convective zone upon the heavy elements. Accreting between 0.3 and 1.5 Earth mass of heavy elements, depending on various assumptions, over Jupiter’s cooling history would fulfill this constraint, which seems to be a plausible hypothesis (see also Podolak et al. (2020))
3. Either process yields the presence of an extended inhomogeneous (non adiabatic) region around the Mbar level or so. The outer envelope is depleted in helium and enriched in heavy elements, and cools efficiently. In contrast, the inner envelope, slightly enriched in helium, cannot efficiently evacuate its heat content and thus develops a superadiabatic temperature profile, as discussed in §4. The luminosity of Jupiter is then lower than for a purely adiabatic contraction. As examined in this paper, the density in the superadiabatic region can be smaller than the density the outer adiabatic profile would have at the same radius, a condition that seems to be required to fulfill the gravity field constraints (Debras & Chabrier 2019).
4. At later stages, the outer envelope has cooled further down and then the heat flux of the inner envelope is released more efficiently: the planet then cools more quickly than a fully adiabatic planet

(see Figure 2 of [Leconte & Chabrier \(2013\)](#)). Adding up somehow the work required to dilute the core at the expense of convection, the non adiabatic planet can eventually have a luminosity today consistent with Jupiter’s present luminosity.

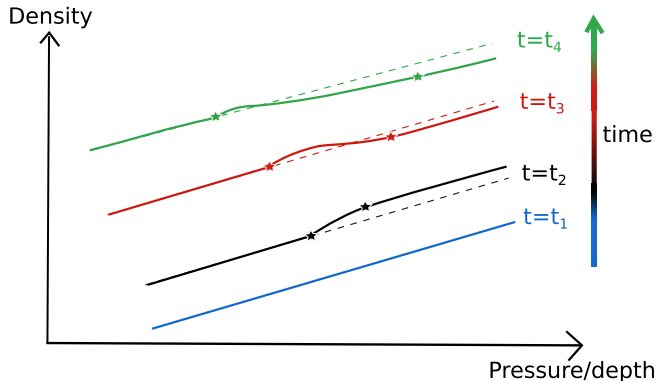


Figure 5. Possible evolutionary path for Jupiter, as outlined in §5. Straight, dashed lines correspond to fully isentropic profiles, curved solid lines illustrate the non adiabatic pressure-density structure. The stars bracket the non adiabatic zone in the Mbar region. At $t = t_1$ (blue), Jupiter is fully isentropic, dashed and plain lines are identical. At $t = t_2$ (black), the planet has cooled down, immiscibility of hydrogen and helium or semi convection has begun, Rayleigh-Taylor instability requires that the inner density profile must be denser than the adiabatic one. At $t = t_3$ (red), the non adiabatic region has expanded, and the superadiabatic temperature profile has steepened, leading to a lower density at higher depth than the external isentrope. At $t = t_4$ (green), the overdense region at the top of the semi-convection region has shrunk and almost the whole internal envelope exhibit a density smaller than the outer adiabat would have. The dilution of the core, however, might lead to a higher density than the adiabatic planet in the innermost part of the planet (see [Debras & Chabrier \(2019\)](#)). At this stage, the luminosity of the adiabatic and non adiabatic planets are comparable.

6. CONCLUSION

In this work, we have explored the consequences of the onset of non adiabatic temperature and density stratifications in Jupiter and, more generally, in gaseous giant planet interiors. We have explored the possibility to decrease the steepness of the density gradient with pressure compared with the one of the adiabat of uniform composition. A non adiabatic region is necessarily characterized by a change in the mean molecular weight μ with depth, and we have focused on the case of semi-convection, where μ increases with depth.

On a local scale, we have shown that the density gradient must always be steeper than the *local* adiabatic

density gradient. However, if the slope of the adiabatic density gradient decreases with depth in the non adiabatic region, deep in the planet this gradient can become flatter than the one the outer adiabat would have at the same pressure. The density at depth can then very well be lower than the density of the outer adiabat at the same pressure. Such a structure requires a decrease of $\gamma^{-1} (\partial\rho/\partial P)_T$ compared with the outer adiabat (see Eq.(12)), a condition fulfilled in typical models of [Debras & Chabrier \(2019\)](#). This decrease arises essentially from the superadiabatic temperature stratification and, potentially, from hydrogen pressure dissociation and/or hydrogen-helium phase separation.

We have shown that the medium is statically stable, and dynamically stable against non-adiabatic or low amplitude adiabatic perturbations. Only adiabatic perturbations of large initial amplitude ($\gtrsim 1000$ km) could destabilize the medium, but we did not find a plausible origin and a physical justification for the existence of such perturbations.

Although hydrostatic calculations do not enable us to explore in detail such dynamical considerations, the present analysis provides constraints at the km-scale on Jupiter’s inner structure. Interestingly enough, the existence of a similar profile on Earth in the Mindanao trench, where the molecular weight and temperature increase with depth whereas the density decreases, confirms the long term stability of such a peculiar density profile.

Finally, we have shown that the planet evolution does not provide strong enough constraints on the inner structure profile. Indeed, given the complexity of the various possible physical processes in the interior of gaseous planets (helium rain, semi-convection, core dilution, etc...), and our ignorance of their proper description, reliable evolutionary calculations for the planet remain out of reach for now.

All in all, this paper demonstrates the possibility of stable superadiabatic regions in Jupiter and giant planets, where the density is smaller than the density the outer adiabat would have at the same radius. Although numerous questions remain open to fully validate these models, high quality observations coupled with state-of-the-art equations of state for dense matter have drastically changed our understanding of giant planet structure and evolution, with major consequences for extrasolar planets in general. Notably, the present calculations confirm that:

1. there is *no correlation between the observed external abundance of heavy elements and the planet’s bulk composition* as convection can be hampered early in the planet’s history,

2. the cooling of gaseous planets can be much more complex than the standard paradigm of homogeneous, adiabatic contraction.

The authors are thankful to Christoph Mordasini, Etienne Jaupart for helpful conversations. We are also

grateful to the referee whom detailed report greatly helped us improving the manuscript. This work was supported by the Programme National de Planetologie (PNP) of CNRS-INSU co-funded by CNES. FD thanks the European Research Council (ERC) for funding under the H2020 research & innovation programme (grant agreement #740651 NewWorlds).

REFERENCES

- Anders, E., & Grevesse, N. 1989, *Geochimica Cosmochimica Acta*, 53, 197, doi: [10.1016/0016-7037\(89\)90286-X](https://doi.org/10.1016/0016-7037(89)90286-X)
- Berardo, D., & Cumming, A. 2017, *Astrophys. J., Lett.* , 846, L17, doi: [10.3847/2041-8213/aa81c0](https://doi.org/10.3847/2041-8213/aa81c0)
- Berardo, D., Cumming, A., & Marleau, G.-D. 2017, *Astrophys. J.* , 834, 149, doi: [10.3847/1538-4357/834/2/149](https://doi.org/10.3847/1538-4357/834/2/149)
- Bolton, S. J., Adriani, A., Adumitroaie, V., et al. 2017, *Science*, 356, 821, doi: [10.1126/science.aal2108](https://doi.org/10.1126/science.aal2108)
- Chabrier, G., & Baraffe, I. 2007, *Astrophys. J., Lett.* , 661, L81, doi: [10.1086/518473](https://doi.org/10.1086/518473)
- Chabrier, G., & Debras, F. 2021, Accepted in the *Astrophys. J.*
- Chabrier, G., Mazevet, S., & Soubiran, F. 2019, *Astrophys. J.* , 872, 51, doi: [10.3847/1538-4357/aaf99f](https://doi.org/10.3847/1538-4357/aaf99f)
- Chandrasekhar, S. 1961, Hydrodynamic and hydromagnetic stability
- Connerney, J. E. P., Kotsiaros, S., Oliverson, R. J., et al. 2018, *Geophysical Review papers*, 45, 2590, doi: [10.1002/2018GL077312](https://doi.org/10.1002/2018GL077312)
- Debras, F., & Chabrier, G. 2018, *Astronomy and Astrophysics*, 609, A97, doi: [10.1051/0004-6361/201731682](https://doi.org/10.1051/0004-6361/201731682)
- . 2019, *Astrophys. J.* , 872, 100, doi: [10.3847/1538-4357/aaff65](https://doi.org/10.3847/1538-4357/aaff65)
- Fortney, J. J., & Hubbard, W. B. 2003, *Icarus*, 164, 228, doi: [10.1016/S0019-1035\(03\)00130-1](https://doi.org/10.1016/S0019-1035(03)00130-1)
- Guillot, T., Stevenson, D. J., Atreya, S. K., Bolton, S. J., & Becker, H. N. 2020a, *Journal of Geophysical Research (Planets)*, 125, e06403, doi: [10.1029/2020JE006403](https://doi.org/10.1029/2020JE006403)
- Guillot, T., Stevenson, D. J., Hubbard, W. B., & Saumon, D. 2004, *The interior of Jupiter*, ed. F. Bagenal, T. E. Dowling, & W. B. McKinnon, 35–57
- Guillot, T., Li, C., Bolton, S. J., et al. 2020b, *Journal of Geophysical Research (Planets)*, 125, e06404, doi: [10.1029/2020JE006404](https://doi.org/10.1029/2020JE006404)
- Hansen, C. J., & Kawaler, S. D. 1994, *Stellar Interiors. Physical Principles, Structure, and Evolution.*, 84, doi: [10.1007/978-1-4419-9110-2](https://doi.org/10.1007/978-1-4419-9110-2)
- Hubbard, W. B. 1968, *The Astrophysical Journal*, 152, 745, doi: [10.1086/149591](https://doi.org/10.1086/149591)
- . 1977, *Icarus*, 30, 305, doi: [10.1016/0019-1035\(77\)90164-6](https://doi.org/10.1016/0019-1035(77)90164-6)
- Hubbard, W. B. 2013, *The Astrophysical Journal*, 768, 43
- Hubbard, W. B., Burrows, A., & Lunine, J. I. 2002, *Annual Review of Astronomy and Astrophysics*, 40, 103, doi: [10.1146/annurev.astro.40.060401.093917](https://doi.org/10.1146/annurev.astro.40.060401.093917)
- Iaroslavitz, E., & Podolak, M. 2007, *Icarus*, 187, 600, doi: [10.1016/j.icarus.2006.10.008](https://doi.org/10.1016/j.icarus.2006.10.008)
- Iess, L., Folkner, W. M., Durante, D., et al. 2018, *Nature*, 555, 220, doi: [10.1038/nature25776](https://doi.org/10.1038/nature25776)
- Kippenhahn, R., & Weigert, A. 1990, *Stellar Structure and Evolution*, 192
- Leconte, J., & Chabrier, G. 2012, *Astronomy and Astrophysics*, 540, A20, doi: [10.1051/0004-6361/201117595](https://doi.org/10.1051/0004-6361/201117595)
- . 2013, *Nature Geoscience*, 6, 347, doi: [10.1038/ngeo1791](https://doi.org/10.1038/ngeo1791)
- Leconte, J., Selsis, F., Hersant, F., & Guillot, T. 2017, *Astronomy and Astrophysics*, 598, A98, doi: [10.1051/0004-6361/201629140](https://doi.org/10.1051/0004-6361/201629140)
- Li, C., Ingersoll, A., Janssen, M., et al. 2017, *Geophysical Review papers*, 44, 5317, doi: [10.1002/2017GL073159](https://doi.org/10.1002/2017GL073159)
- Mazevet, S., Licari, A., Chabrier, G., & Potekhin, A. Y. 2019, *Astronomy and Astrophysics*, 621, A128, doi: [10.1051/0004-6361/201833963](https://doi.org/10.1051/0004-6361/201833963)
- Militzer, B., & Hubbard, W. B. 2013, *The Astrophysical Journal*, 774, 148, doi: [10.1088/0004-637X/774/2/148](https://doi.org/10.1088/0004-637X/774/2/148)
- Millero, F. J. 2011, *Chemical oceanography* (CRC press)
- Mirouh, G. M., Garaud, P., Stellmach, S., Traxler, A. L., & Wood, T. S. 2012, *Astrophys. J.* , 750, 61, doi: [10.1088/0004-637X/750/1/61](https://doi.org/10.1088/0004-637X/750/1/61)
- Moll, R., Garaud, P., & Stellmach, S. 2016, *Astrophys. J.* , 823, 33, doi: [10.3847/0004-637X/823/1/33](https://doi.org/10.3847/0004-637X/823/1/33)
- Mordasini, C., Marleau, G.-D., & Mollière, P. 2017, *Astronomy and Astrophysics*, 608, A72, doi: [10.1051/0004-6361/201630077](https://doi.org/10.1051/0004-6361/201630077)
- Podolak, M., Haghhighipour, N., Bodenheimer, P., Helled, R., & Podolak, E. 2020, *Astrophys. J.* , 899, 45, doi: [10.3847/1538-4357/ab9ec1](https://doi.org/10.3847/1538-4357/ab9ec1)

- Rosenblum, E., Garaud, P., Traxler, A., & Stellmach, S. 2011, *Astrophys. J.*, 731, 66, doi: [10.1088/0004-637X/731/1/66](https://doi.org/10.1088/0004-637X/731/1/66)
- Saumon, D., Hubbard, W. B., Chabrier, G., & van Horn, H. M. 1992, *Astrophys. J.*, 391, 827, doi: [10.1086/171391](https://doi.org/10.1086/171391)
- Stevenson, D. J. 1979, *Journal of Physics F Metal Physics*, 9, 791, doi: [10.1088/0305-4608/9/5/007](https://doi.org/10.1088/0305-4608/9/5/007)
- . 1985, *Icarus*, 62, 4, doi: [10.1016/0019-1035\(85\)90168-X](https://doi.org/10.1016/0019-1035(85)90168-X)
- Stevenson, D. J., & Salpeter, E. E. 1977a, *Astrophysical Journal Supplement Series*, 35, 239, doi: [10.1086/190479](https://doi.org/10.1086/190479)
- . 1977b, *Astrophysical Journal Supplement Series*, 35, 221, doi: [10.1086/190478](https://doi.org/10.1086/190478)
- von Zahn, U., Hunten, D. M., & Lehmacher, G. 1998, *Journal of Geophysical Research*, 103, 22815, doi: [10.1029/98JE00695](https://doi.org/10.1029/98JE00695)
- Wahl, S. M., Hubbard, W. B., Militzer, B., et al. 2017, *ArXiv e-prints*. <https://arxiv.org/abs/1707.01997>
- Wong, M. H., Mahaffy, P. R., Atreya, S. K., Niemann, H. B., & Owen, T. C. 2004, *Icarus*, 171, 153, doi: [10.1016/j.icarus.2004.04.010](https://doi.org/10.1016/j.icarus.2004.04.010)