

Intelligent Reflecting Surface-Assisted Secret Key Generation In Multi-antenna Network

You Chen, Guyue Li, *Member, IEEE*, Cunhua Pan, *Member, IEEE*, Lei Hu, *Student Member, IEEE*,
Aiqun Hu, *Member, IEEE*

Abstract—Physical-layer key generation (PKG) can generate symmetric keys between two communication ends based on the reciprocal uplink and downlink channels. By smartly reconfiguring the radio signal propagation, intelligent reflecting surface (IRS) is able to improve the secret key rate of PKG. However, existing works involving IRS-assisted PKG are concentrated in single-antenna wireless networks. So this paper investigates the problem of PKG in the IRS-assisted multiple-input single-output (MISO) system, which aims to maximize the secret key rate by optimally designing the IRS passive beamforming. First, we analyze the correlation between channel state information (CSI) of eavesdropper and legitimate ends and derive the expression of the upper bound of secret key rate under passive eavesdropping attack. Then, an optimal algorithm for designing IRS reflecting coefficients based on Semi-Definite Relaxation (SDR) and Taylor expansion is proposed to maximize the secret key rate. Numerical results show that our optimal IRS-assisted PKG scheme can achieve much higher secret key rate when compared with two benchmark schemes.

Index Terms—Physical layer security, intelligent reflecting surface, secret key generation, fractional programming, semidefinite relaxation.

I. INTRODUCTION

PHYSICAL-LAYER key generation (PKG) is an enabling technology to improve the physical layer security in wireless communication networks [1]. Based on the reciprocity of the uplink and downlink channels, PKG can generate symmetric keys between two communication ends for data encryption. However, the application of relays is needed in case that the direct link channel between legitimate communication ends is not good enough to generate keys, which may add to the transmit power consumption.

Recently, intelligent reflecting surface (IRS) is emerging as an energy efficient technique to tackle with this problem and reconfigure the radio signal propagation. IRS only reflects the received signals as a passive array, thus incurring no transmit power consumption [2]. At the same time, by adaptively tuning the amplitudes and/or phase shifts of low-cost passive reflecting elements, IRS is capable of smartly altering the

Y. Chen, G. Li and L. Hu are with the School of Cyber Science and Engineering, Southeast University, Nanjing, China. (e-mail: 213170837, guyuelee, 220205311@seu.edu.cn).

C. Pan is with the School of Electronic Engineering and Computer Science, Queen Mary University of London, London E1 4NS, U.K. (e-mail: c.pan@qmul.ac.uk).

A. Hu is with the National Mobile Communications Research Laboratory, Southeast University, Nanjing, 210096, China. (e-mail: aqhu@seu.edu.cn).

G. Li and A. Hu are also with the Purple Mountain Laboratories for Network and Communication Security, Nanjing, 210096, China.

G. Li is the corresponding author.

incident signals to add destructively with the non-IRS-reflected signal at the eavesdropper, which can decrease the information leakage to eavesdropper.

In view of these characteristics, a few literatures have applied IRS in PKG [3–5]. In [4], Z. Ji et al. proposed an one-time pad encrypted data transmission scheme based on random phase shifting of the IRS elements. In [3], X. Lu et al. effectively adjusted the switch state of IRS units to maximize the secret key rate in single-input single-output (SISO) network. However, the correlation between eavesdropper's and the legitimate users' channel state information (CSI) was ignored. In [5], Z. Ji et al. considered channel correlation and optimally designed IRS reflecting coefficients to maximize the lower bound of secret key rate. To sum up, the existing works in IRS-assisted PKG have proved the performance advantages of utilizing IRS in PKG, but the problem of maximizing the upper bound of secret key rate under channel correlation has not been studied. Besides, existing BSs are usually equipped with multiple antennas to improve communication performance, while the field of IRS-assisted PKG in multi-antenna wireless communication networks still remains unexplored, where the complexity of solving the optimization algorithm will increase with the dimension of channel estimations.

In this paper, we will optimize IRS reflection coefficients in a multiple-input single-output single-antenna eavesdropper (MISOSE) network with the purpose of maximizing secret key rate. Our main contributions are as follows:

- We present an IRS-assisted MISOSE system model and derive the expression of the upper bound of secret key rate. The introduction of IRS brings in high correlation between the CSI of eavesdropper and that of legitimate communication ends, which can lead to an obvious decrease in secret key rate.
- We propose an algorithm for IRS coefficients to realize the maximal secret key rate. The optimization problem is non-convex and hence, we solve it by applying Taylor expansion and Semi-Definite Relaxation (SDR) techniques.
- Simulation results demonstrate the impact of channel correlation on secret key rate, and verify that our proposed scheme can outperform the other two benchmark schemes in improving both secret key rate and bit disagreement ratio (BDR).

II. SYSTEM MODEL AND SIGNAL PRESENTATION

A. System Model

As shown in Fig. 1, we consider a general time-division duplex (TDD) MISOSE channel model with three nodes,

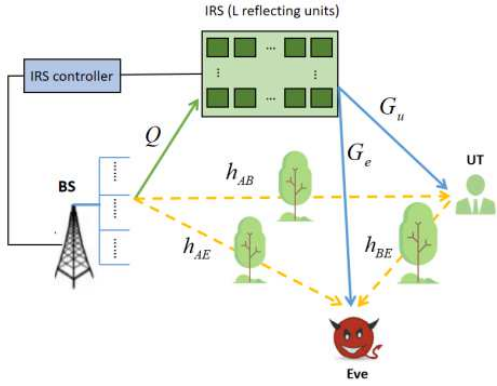


Fig. 1: The MISOME communication system model.

where an M -antenna station (BS) generates secret keys with a single-antenna user terminal (UT) with the assistance of an IRS. The IRS is located between the BS and the UT, comprising L reflecting elements arranged in a uniform Planar array (UPA) with X rows and Y columns. A single-antenna eavesdropper (Eve) intends to eavesdrop the secret keys based on his own channel observations and all the information exchanged over the public channel. We consider a situation where the direct channels between three nodes are assumed to be partially blocked by obstacles. Since wireless channel has plenty of scatters, we model the small-scale fading of BS-to-UT, BS-to-Eve, and Eve-to-UT channels as Rayleigh fading [6], namely \mathbf{h}_{AB} , \mathbf{h}_{AE} and \mathbf{h}_{BE} . The elements of \mathbf{h}_{ij} , $i, j \in \{A, B, E\}$ are independent and identically distributed (i.i.d.) in the complex Gaussian distribution with zero mean and unit variance. Considering the effect of path loss, the variance σ_{ij}^2 of corresponding channel equals to α_{ij}^2 , where $\alpha_{ij} \sim \mathcal{CN}(0, 10^{-0.1PL(d)})$, $i, j \in \{A, B, E\}$. The path loss can be obtained as $PL(d)[dB] = PL_0 + 10c \log_{10}(d)$, d , PL_0 and c denote the distance between transmitter and receiver, constant path loss term and path loss exponent respectively. With the assumption that the BS and IRS are located at a higher altitude, the BS-to-IRS channel can be modeled as a rank-one matrix [7]

$$\mathbf{Q} = \sqrt{ML}\alpha_Q \mathbf{a}_{IRS}(\theta_{IRS}, \gamma_{IRS}) \mathbf{a}_{BS}^H(\varphi_{BS}), \quad (1)$$

where $\alpha_Q \sim \mathcal{CN}(0, 10^{-0.1PL(d)})$ denotes the complex gain of the BS-to-IRS channel, $\mathbf{a}_{IRS}(\theta_{IRS}, \gamma_{IRS})$ is the normalized IRS array response vector and $\mathbf{a}_{BS}(\varphi_{BS})$ is the normalized BS array response vector, that are denoted by

$$\mathbf{a}_{IRS}(\theta_{IRS}, \gamma_{IRS}) = \frac{1}{\sqrt{L}} \left[1, \dots, e^{\tau_{x,y}(\theta_{IRS}, \gamma_{IRS})}, \dots, \dots, e^{\tau_{x,y}(\theta_{IRS}, \gamma_{IRS})} \right]^T, \quad (2)$$

$$\mathbf{a}_{BS}(\varphi_{BS}) = \frac{1}{\sqrt{M}} \left[1, \dots, e^{-j2\pi \frac{d}{\lambda}(M-1) \sin \varphi_{BS}} \right]^T, \quad (3)$$

where $\theta_{IRS} \in [0, \pi]$ and $\gamma_{IRS} \in [0, \pi]$ represent the elevation and azimuth angles of arrival (AOA) for the IRS and $\varphi_{BS} \in [0, 2\pi]$ is the azimuth angle of angle of departure (AOD) for the BS. $\tau_{x,y}(\theta, \gamma) = -j2\pi \frac{d}{\lambda} ((x-1) \sin \theta \sin \gamma + (y-1) \cos \gamma)$ is a function of elevation AOA/AOD θ and azimuth AOA/AOD

γ of IRS. Similar to (1), the IRS-to-UT and IRS-to-Eve reflected channels can be respectively given by

$$\mathbf{G}_U = \sqrt{L}\alpha_{G_U} \mathbf{a}_{IRS,U}^H(\varphi_{IRS,U}, \omega_{IRS,U}), \quad (4)$$

$$\mathbf{G}_E = \sqrt{L}\alpha_{G_E} \mathbf{a}_{IRS,E}^H(\varphi_{IRS,E}, \omega_{IRS,E}), \quad (5)$$

where $\alpha_{G_U} \sim \mathcal{CN}(0, 10^{-0.1PL(d)})$ and $\alpha_{G_E} \sim \mathcal{CN}(0, 10^{-0.1PL(d)})$ are the complex gain of the IRS-to-UT and IRS-to-Eve channel respectively, $\mathbf{a}_{IRS,U}(\varphi_{IRS,U}, \omega_{IRS,U})$ and $\mathbf{a}_{IRS,E}(\varphi_{IRS,E}, \omega_{IRS,E})$ are the normalized array response vectors of the IRS associated with the IRS-to-UT and the IRS-to-Eve paths respectively, definitions of them are similar to (2). $\varphi_{IRS,U} \in [0, \pi]$ and $\omega_{IRS,U} \in [0, \pi]$ represent the elevation and azimuth AOD from IRS to UT, $\varphi_{IRS,E} \in [0, \pi]$ and $\omega_{IRS,E} \in [0, \pi]$ represent the elevation and azimuth AOD from IRS to Eve. Referring to [5], we define the reflecting coefficient vector of IRS as $\mathbf{v} = [v_1, \dots, v_L]^T$. The n th element of \mathbf{v} is $v_n = e^{j\phi_n}$, where $\phi_n \in [0, 2\pi]$ is the phase shifts on the incident signal by IRS's n th element, $n = 1, \dots, L$.

Considering that BS is always located at a higher altitude and far away from Eve, \mathbf{G}_U and \mathbf{Q} are independent of each other, contributing to the the independence between uplink channel estimation of Eve and legitimate communication ends. Besides, the uplink channel estimation at Eve side is a scalar and poses little threats of information leakage. Based on the above analysis, we only consider the correlation between UT's and Eve's downlink channel estimations in this paper.

B. Framework of IRS-assisted PKG Scheme

In this part, we will give signal presentations of our IRS-assisted PKG scheme. The PKG process generally contains four stages, namely channel probing, quantization, information reconciliation, and privacy amplification [1], this paper mainly focuses on the first step. During the channel probing step, BS and UT will alternately exchange pilots and perform channel estimations in TDD mode. Moreover, as the uplink and downlink channels are reciprocal, the uplink channel matrix can be represented by the transpose of downlink channel matrix.

Firstly, in the downlink channel probing, the BS broadcasts the orthogonal pilot signal $\mathbf{S}^{DL} \in \mathbb{C}^{M \times T_D}$, where T_D is the length of pilot and $\mathbf{S}^{DL}(\mathbf{S}^{DL})^H = \mathbf{I}$, P is the transmit power of the BS. So the received signals of UT and Eve are given by

$$\mathbf{Y}_U^{DL} = \sqrt{P}(\mathbf{h}_{AB} + \mathbf{v}^T \mathbf{R}_U) \mathbf{S}^{DL} + \mathbf{N}_U^{DL}, \quad (6)$$

$$\mathbf{Y}_E^{DL} = \sqrt{P}(\mathbf{h}_{AE} + \mathbf{v}^T \mathbf{R}_E) \mathbf{S}^{DL} + \mathbf{N}_E^{DL}, \quad (7)$$

where $\mathbf{R}_U = \text{diag}(\mathbf{G}_U) \mathbf{Q}$ and $\mathbf{R}_E = \text{diag}(\mathbf{G}_E) \mathbf{Q}$. \mathbf{N}_U^{DL} and \mathbf{N}_E^{DL} are complex additive white Gaussian noise (AWGN) with variance σ_1^2 and σ_2^2 of each elements. By the least square (LS) estimation, UT and Eve estimate their respective downlink CSI as

$$\mathbf{z}_U^{DL} = \frac{1}{\sqrt{P}} \mathbf{Y}_U^{DL} (\mathbf{S}^{DL})^H = \mathbf{h}_{AB} + \mathbf{v}^T \mathbf{R}_U + \mathbf{N}_U^{DL'} \quad (8)$$

$$\mathbf{z}_E^{DL} = \frac{1}{\sqrt{P}} \mathbf{Y}_E^{DL} (\mathbf{S}^{DL})^H = \mathbf{h}_{AE} + \mathbf{v}^T \mathbf{R}_E + \mathbf{N}_E^{DL'}, \quad (9)$$

where the variance of each elements in AWGN $\mathbf{N}_U^{DL'}$ and $\mathbf{N}_E^{DL'}$ are σ_1^2/P and σ_2^2/P .

Secondly, in the uplink channel probing, the UT broadcasts the orthogonal pilot signal $\mathbf{S}^{UL} \in C^{M \times T_U}$, where T_U is the length of pilot and $\mathbf{S}^{UL}(\mathbf{S}^{UL})^H = \mathbf{I}$, the transmit power of the BS is also P . So the received signal of BS is given by

$$\mathbf{Y}_U^{UL} = \sqrt{P}(\mathbf{h}_{AB}^T + \mathbf{R}_U^T \mathbf{v}) \mathbf{S}^{UL} + \mathbf{N}_U^{UL}, \quad (10)$$

where \mathbf{N}_U^{UL} is complex AWGN with variance σ_1^2 of each elements due to channel reciprocity. By the LS estimation, BS estimate its respective downlink CSI as

$$\mathbf{Z}_U^{UL} = \frac{1}{\sqrt{P}} \mathbf{Y}_U^{UL} (\mathbf{S}^{UL})^H = \mathbf{h}_{AB}^T + \mathbf{R}_U^T \mathbf{v} + \mathbf{N}_U^{UL'}, \quad (11)$$

and the variance of each elements in AWGN $\mathbf{N}_U^{UL'}$ is σ_1^2/P .

Finally, BS and UT vectorize the estimated effective channel matrices $\mathbf{H}_A = \text{vec}(\mathbf{Z}_U^{DL}) = \mathbf{h}_{AB}^T + \mathbf{R}_U^T \mathbf{v} + (\mathbf{N}_U^{DL'})^T$ and $\mathbf{H}_B = \text{vec}(\mathbf{Z}_U^{UL}) = \mathbf{h}_{AB}^T + \mathbf{R}_U^T \mathbf{v} + \mathbf{N}_U^{UL'}$ to generate the secret key. Similarly, Eve can also obtain the vectorized channel estimation $\mathbf{H}_E = \text{vec}(\mathbf{Z}_E^{DL}) = \mathbf{h}_{AE}^T + \mathbf{R}_E^T \mathbf{v} + (\mathbf{N}_E^{DL'})^T$.

Based on the above analytical expressions, we observed that there exists correlation between Eve's and legitimate ends' vectorized channel estimations due to the common BS-to-IRS channel \mathbf{Q} and IRS reflecting coefficient vector \mathbf{v} . This will increase information leakage to Eve, thus we must optimally design \mathbf{v} to maximize the secret key rate.

III. SECRET KEY RATE ANALYSIS

In this section, we first derive the expression of the upper bound of secret key rate in our IRS-assisted wireless communication network, then discuss the impact of channel correlation on secret key rate.

A. Formulation of Secret Key Rate

We assume that the statistical CSI of all channels are known at BS [5]. By invoking the central limit theorem, the composite channels can be approximated by the Gaussian distribution for a sufficiently large number of L [4]. Based on our model in Section II, the upper bound of secret key rate of legitimate CSI \mathbf{H}_A and \mathbf{H}_B under eavesdropping channel \mathbf{H}_E can be expressed as [8]

$$\begin{aligned} R(\mathbf{v}) &= I(\mathbf{H}_A; \mathbf{H}_B | \mathbf{H}_E) \\ &= \log_2 \frac{\det(\mathfrak{R}_{AE}) \det(\mathfrak{R}_{BE})}{\det(\mathfrak{R}_E) \det(\mathfrak{R}_{ABE})}, \end{aligned} \quad (12)$$

where $\mathfrak{R}_{x\dots y} = E\left\{ \begin{bmatrix} \mathbf{H}_x & \dots & \mathbf{H}_y \end{bmatrix}^T \begin{bmatrix} \mathbf{H}_x^H & \dots & \mathbf{H}_y^H \end{bmatrix} \right\}$ and $\mathbf{K}_{xy} = E\{\mathbf{H}_x \mathbf{H}_y^H\}$, $x, \dots, y \in \{A, B, E\}$ are correlation matrices, $\det\{\cdot\}$ is the determinant of matrix.

Furthermore, we define correlation matrices of IRS reflected channels as $\mathbf{W}_U = E\{\mathbf{R}_U^T \mathbf{v} \mathbf{v}^H \mathbf{R}_U^*\} = p_U(\mathbf{v}) \mathbf{R}_{BS}$, $\mathbf{W}_E = E\{\mathbf{R}_E^T \mathbf{v} \mathbf{v}^H \mathbf{R}_E^*\} = p_E(\mathbf{v}) \mathbf{R}_{BS}$ and $\mathbf{W}_L = E\{\mathbf{R}_L^T \mathbf{v} \mathbf{v}^H \mathbf{R}_L^*\} = p_L(\mathbf{v}) \mathbf{R}_{BS}$, where scalar $p_U(\mathbf{v}) = |\alpha_{GU} \alpha_Q|^2 \mathbf{v}^T \boldsymbol{\beta} \boldsymbol{\beta}^H \mathbf{v}^*$, $p_E(\mathbf{v}) = |\alpha_{GE} \alpha_Q|^2 \mathbf{v}^T \boldsymbol{\psi} \boldsymbol{\psi}^H \mathbf{v}^*$, $p_L(\mathbf{v}) = \alpha_{GU} \alpha_{GE}^* |\alpha_Q|^2 \mathbf{v}^T \boldsymbol{\beta} \boldsymbol{\psi}^H \mathbf{v}^*$ and

$$\begin{aligned} \mathbf{R}_{BS} &= E \left\{ \begin{bmatrix} 1, e^{j2\pi \frac{d}{\lambda} \sin \varphi_{BS}}, \dots, e^{j2\pi \frac{d}{\lambda} (M-1) \sin \varphi_{BS}} \end{bmatrix}^T \right. \\ &\quad \left. \bullet \begin{bmatrix} 1, e^{-j2\pi \frac{d}{\lambda} \sin \varphi_{BS}}, \dots, e^{-j2\pi \frac{d}{\lambda} (M-1) \sin \varphi_{BS}} \end{bmatrix} \right\}. \end{aligned} \quad (13)$$

Vectors $\boldsymbol{\beta} = [e^{j\beta_{1,1}}, \dots, e^{j\beta_{x,y}}]^T$ and $\boldsymbol{\psi} = [e^{j\psi_{1,1}}, \dots, e^{j\psi_{x,y}}]^T$ are related to the positions of UT and Eve respectively,

$$\beta_{x,y} = \tau_{x,y}(\theta_{IRS}, \gamma_{IRS}) - \tau_{x,y}(\varphi_{IRS,U}, \omega_{IRS,U}), \quad (14)$$

$$\psi_{x,y} = \tau_{x,y}(\theta_{IRS}, \gamma_{IRS}) - \tau_{x,y}(\varphi_{IRS,E}, \omega_{IRS,E}). \quad (15)$$

Thus, it can be derived that $\mathbf{K}_{AA} = \mathbf{K}_{BB} = \mathbf{W}_U + \sigma_U^2 \mathbf{I}$, $\mathbf{K}_{EE} = \mathbf{W}_E + \sigma_E^2 \mathbf{I}$, $\mathbf{K}_{AB} = \mathbf{K}_{BA} = \mathbf{W}_U + \sigma_{AB}^2 \mathbf{I}$ and $\mathbf{K}_{AE} = \mathbf{K}_{BE} = \mathbf{K}_{EA}^H = \mathbf{K}_{EB}^H = \mathbf{W}_L$, where $\sigma_U^2 = \sigma_1^2/P + \sigma_{AB}^2$, $\sigma_E^2 = \sigma_2^2/P + \sigma_{AE}^2$ and $\sigma_N^2 = \sigma_1^2/P + 2\sigma_{AB}^2$. Thus, the determinant of matrix terms in (12) is shown as

$$\det(\mathfrak{R}_E) = \det(\mathbf{W}_E + \sigma_E^2 \mathbf{I}). \quad (16)$$

$$\begin{aligned} \det(\mathfrak{R}_{ABE}) &= (\sigma_1^2)^M \det(\mathbf{W}_E + \sigma_E^2 \mathbf{I}) \\ &\quad \bullet \det\left(2\mathbf{W}_U + \sigma_N^2 \mathbf{I} - 2\mathbf{W}_L (\mathbf{W}_E + \sigma_E^2 \mathbf{I})^{-1} \mathbf{W}_L^H\right), \end{aligned} \quad (17)$$

$$\begin{aligned} \det(\mathfrak{R}_{AE}) &= \det(\mathfrak{R}_{BE}) = \det(\mathbf{W}_U + \sigma_U^2 \mathbf{I}) \\ &\quad \bullet \det\left(\mathbf{W}_E + \sigma_E^2 \mathbf{I} - \mathbf{W}_L^H (\mathbf{W}_U + \sigma_U^2 \mathbf{I})^{-1} \mathbf{W}_L\right), \end{aligned} \quad (18)$$

It is worth noting that the rank of \mathbf{W}_U , \mathbf{W}_E and \mathbf{W}_L are all equal to 1, which means that they all have at most one non-zero eigenvalue. Therefore, we can utilize the properties that the determinant of a given matrix can be expressed as the product of all eigenvalues of the matrix to transform R into the following form.

Theorem 1: By substituting the parameters of channel model into expression (12), the secret key rate can be calculated as

$$\begin{aligned} R(\mathbf{v}) &= \log_2 \frac{(\sigma_E^2 M p_U(\mathbf{v}) + \sigma_U^2 M p_E(\mathbf{v}) + \sigma_E^2 \sigma_U^2)^2}{(M p_E(\mathbf{v}) + \sigma_E^2)(2\sigma_E^2 M p_U(\mathbf{v}) + \sigma_N^2 M p_E(\mathbf{v}) + \sigma_E^2 \sigma_N^2)} \\ &\quad + \log_2 \frac{(\sigma_U^2)^{2M-2}}{(\sigma_1^2)^M (\sigma_N^2)^{M-1}} \\ &= \log_2 \frac{f(\mathbf{v})}{g(\mathbf{v})} + \log_2 \frac{(\sigma_U^2)^{2M-2}}{(\sigma_1^2)^M (\sigma_N^2)^{M-1}}. \end{aligned} \quad (19)$$

According to the expressions of $p_U(\mathbf{v})$, $p_E(\mathbf{v})$ and $p_L(\mathbf{v})$, the numerator $f(\mathbf{v})$ and denominator $g(\mathbf{v})$ in (19) are all functions of \mathbf{v} ,

$$\begin{aligned} f(\mathbf{v}) &= \sigma_U^4 \sigma_E^4 + 2M^2 \sigma_E^2 \sigma_U^2 p_U(\mathbf{v}) p_E(\mathbf{v}) + M^2 \sigma_E^4 p_U(\mathbf{v})^2 \\ &\quad + 2M \sigma_U^4 \sigma_E^2 p_E(\mathbf{v}) + M^2 \sigma_U^4 p_E(\mathbf{v})^2 + 2M \sigma_U^2 \sigma_E^4 p_U(\mathbf{v}), \\ g(\mathbf{v}) &= \sigma_N^4 \sigma_E^4 + M^2 \sigma_N^2 p_E(\mathbf{v})^2 + 2M^2 \sigma_E^2 p_U(\mathbf{v}) p_E(\mathbf{v}) \\ &\quad + 2M \sigma_E^4 p_U(\mathbf{v}) + 2M \sigma_N^2 \sigma_E^2 p_E(\mathbf{v}). \end{aligned} \quad (21)$$

Proof: See Appendix A. ■

B. Discussion

In the PKG scheme without IRS, the upper bound of secret key rate $R = 2M \log_2(\sigma_U^2) - M \log_2(\sigma_1^2 \sigma_N^2)$ is independent of \mathbf{v} . While in our IRS-assisted system, IRS reflecting coefficient vector \mathbf{v} can be well designed to increase the value of fractional term $f(\mathbf{v})/g(\mathbf{v})$ in (19), thus improving the secret key rate. However, due to the existence of channel correlation brought by IRS, the secret key rate is reduced from $R_{\text{nocorr}}(\mathbf{v}) = I(\mathbf{H}_A; \mathbf{H}_B)$ to $R(\mathbf{v}) = I(\mathbf{H}_A; \mathbf{H}_B | \mathbf{H}_E)$.

Therefore, we define the reduction of maximal secret key rate as

$$R_r = \frac{[R(\mathbf{v})]_{\max} - [R_{\text{nocorr}}(\mathbf{v})]_{\max}}{[R_{\text{nocorr}}(\mathbf{v})]_{\max}} \times 100\%, \quad (22)$$

where $[\cdot]_{\max}$ denotes the maximal value of a function. R_r represents the negative impact of correlation on secret key rate, the relationship between R_r and parameters L and M will be demonstrated by simulation results in Section V.

IV. OPTIMIZATION PROBLEM AND SOLUTION

In this section, we first present our optimization problem and then propose an algorithm to design the IRS reflecting coefficients that maximizes the secret key rate.

A. Optimization Problem

According to (19), since $\log_2(\cdot)$ is a monotonically increasing function, the optimization problem can be formulated as

$$\max_{\mathbf{v}} \frac{f(\mathbf{v})}{g(\mathbf{v})} \quad (23a)$$

$$\text{s.t. } \mathbf{v}^H \mathbf{E}_n \mathbf{v} = 1, n = 1, \dots, L, \quad (23b)$$

where $\mathbf{E}_n = \mathbf{e}_n \mathbf{e}_n^H$ is a base vector whose n th element is 1 and others 0, so that $|v_n|^2 = |\mathbf{v}^H \mathbf{e}_n|^2 = \mathbf{v}^H \mathbf{e}_n \mathbf{e}_n^H \mathbf{v} = \mathbf{v}^H \mathbf{E}_n \mathbf{v} = 1$ [4]. It is difficult to find the optimal solution of the problem in (23), because (23a) and (23b) are both non-convex with respect to the optimization variable \mathbf{v} . Therefore, we combine the techniques of fractional programming, SDR method and Taylor expansion to transform the initial problem in (23) into a convex problem.

B. Solution to the Optimization Problem

The detailed steps of our algorithm are listed as follows.

Step1: First, we define $\mathbf{V} = (\mathbf{v}^T)^H \mathbf{v}^T$, $\mathbf{B} = \beta \beta^H$ and $\mathbf{X} = \psi \psi^H$, \mathbf{V} , \mathbf{B} and \mathbf{X} are all rank-1 positive semidefinite matrices. Then by using $\mathbf{v}^H \mathbf{A} \mathbf{v} \mathbf{v}^H \mathbf{B} \mathbf{v} = \text{Tr}(\mathbf{A} \mathbf{V} \mathbf{B} \mathbf{V})$, $\mathbf{v}^H \mathbf{A} \mathbf{v} = \text{Tr}(\mathbf{A} \mathbf{V})$ where \mathbf{A} , \mathbf{B} and \mathbf{V} are any positive semidefinite matrices and $\text{Tr}(\cdot)$ is the trace of the matrix, we can transform $f(\mathbf{v})$ and $g(\mathbf{v})$ into convex function expressions $f(\mathbf{V})$ and $g(\mathbf{V})$ w.r.t. optimization variable \mathbf{V} .

Step2: We introduce an auxiliary variable $\mu^{(t+1)} = \frac{f(\mathbf{V}^{(t)})}{g(\mathbf{V}^{(t)})}$ to transform the original fractional objective function into form of the Difference of Convex (DC) functions, where t is the number of iterations [9]. The problem in (23) is transformed into the following equivalent non-fractional form

$$\max_{\mathbf{V}} f(\mathbf{V}) - \mu g(\mathbf{V}) \quad (24a)$$

$$\text{s.t. } \mathbf{V} \succeq 0, \quad (24b)$$

$$\text{Tr}(\mathbf{E}_n \mathbf{V}) = 1, n = 1, \dots, L \quad (24c)$$

$$\text{rank}(\mathbf{V}) = 1. \quad (24d)$$

Step3: Since $f(\mathbf{V})$ and $g(\mathbf{V})$ are both convex functions w.r.t. optimization variable \mathbf{V} , the objective function (24a) is in form of DC functions. In order to further overcome the non-convexity of (24a), we apply the Taylor expansion at $\mathbf{V}^{(m)}$,

$$f(\mathbf{V}) = f(\mathbf{V}^{(m)}) + \text{Tr} \left(\text{Re} \left\{ \nabla f(\mathbf{V}^{(m)})^H (\mathbf{V} - \mathbf{V}^{(m)}) \right\} \right). \quad (25)$$

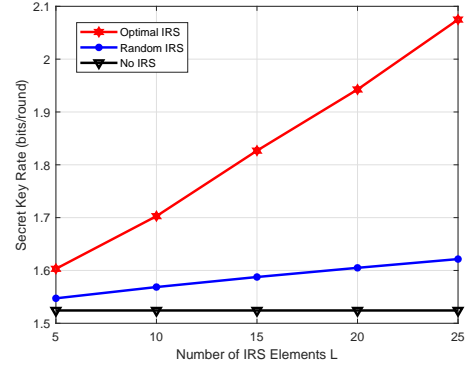


Fig. 2: The secret key rate versus number of IRS elements L .

After that, $f(\mathbf{V}) - \mu g(\mathbf{V})$ is turned into a concave function so that the convex optimization problem in (24) can be solved using CVX toolbox. In view of the non-convex constraint $\text{rank}(\mathbf{V}) = 1$, we can drop the constraint first [10].

Step4: However, the solution obtained from problem in (24) solved by the CVX is generally not a rank-one solution. Thus, Gaussian randomization method can be utilized to construct an approximate solution for problem in (23) based on the solution from problem in (24) [11].

V. SIMULATION RESULTS

In this section, we present simulation results to demonstrate the performance of our proposed IRS-assisted PKG scheme in a MISOSE network. BS, UT, Eve and the central point of IRS are located at (5, 0, 20), (0, 100, 0), (0, 105, 0) and (0, 100, 20). The constant path loss term is $PL_0 = 30\text{dB}$ at reference distance $d_0 = 1\text{m}$ and the path loss exponents are $c_{AB} = c_{AE} = 3.5$, $c_Q = 2$ and $c_{G_U} = c_{G_E} = 2$. Other parameters are set as: $P = 20\text{dBm}$, $\sigma_1^2 = \sigma_2^2 = -80\text{dBm}$, $\frac{d}{\lambda} = 0.1$, $M = 4$ and $L = 20$ if not specified otherwise. We compare the performance of our proposed PKG scheme with the other two benchmark schemes: (1) PKG without IRS; (2) PKG with random IRS phase shifting.

Fig. 2 compares the secret key rate of the three key generation schemes versus the number of IRS reflecting elements L . Since the introduction of IRS can bring a new degree of freedom into secret key generation, the secret key rate of two IRS-assisted schemes has been greatly improved compared with that of the PKG scheme without IRS. At the same time, it is observed that our proposed scheme with optimal IRS phase shifting remarkably outperforms the benchmark scheme with random IRS phase shifting in improving key rate. This is because that the benchmark scheme lacks statistical CSI to optimize the passive beamforming at IRS, so that the application of IRS with random phase shifting can not bring maximal performance improvement. Besides, it is worth noting that the increase of IRS elements number L can bring about an obvious improvement in secret key rate.

The negative impact of channel correlation is shown in Fig. 3, the channel correlation between Eve and legitimate ends increases with the increasing number of IRS reflecting elements and BS antennas, thus leading to more information

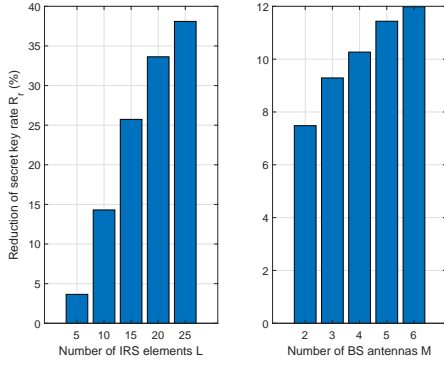


Fig. 3: Secret key rate reduction R_r versus L and M .

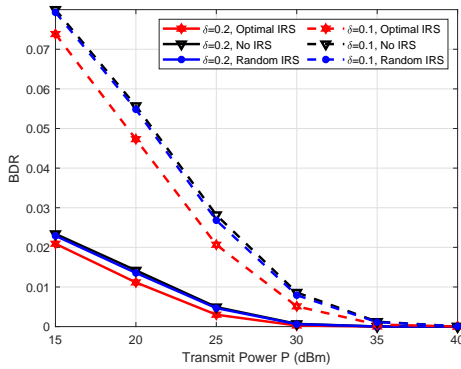


Fig. 4: The BDR versus transmit power P of three PKG schemes.

leakage to Eve and a greater reduction of secret key rate R_r . Therefore, it is necessary to optimize the reflecting coefficients of IRS based on full consideration of channel correlation.

After channel probing, we normalize the channel observations and apply 4-bit CQG quantization algorithm with guardband $\delta = 0.1$ and 0.2 to generate initial keys. Fig. 4 compares the BDR versus transmit power P under three PKG schemes, where BDR represents the ratio of the number of disagreement bits to the number of total bits of the initial secret keys. The introduction of IRS reflected channels increases the total channel gains, thus decreasing the BDR of our proposed scheme of optimal IRS phase shifting, which means that BS and UT can get a pair of initial keys with better quality.

VI. CONCLUSION

This paper investigated the problem of secret key rate optimization in the IRS-assisted MISOSE key generation system. First, the framework of IRS-assisted PKG scheme was presented. Then, we analyzed the channel correlation of eavesdropper and legitimate ends and derived the expression of the upper bound of secret key rate. After that, an optimization algorithm based on SDR and Taylor expansion was proposed to maximize the key rate by optimizing the IRS reflecting coefficients. Numerical results demonstrated the impact of channel correlation on secret key rate and verified that our proposed PKG scheme outperforms the other benchmark schemes.

APPENDIX A

PROOF OF THEOREM 1

After substituting (17)-(16) into (12), we then utilize the properties that the determinant of a given matrix can be expressed as the product of all eigenvalues of the matrix to further transform (12) into the following form

$$\begin{aligned}
 R &= 2 \sum_{i=1}^M \log_2 \lambda_i (\mathbf{W}_U + \sigma_U^2 \mathbf{I}) - 2 \sum_{i=1}^M \log_2 \lambda_i (\mathbf{W}_E + \sigma_E^2 \mathbf{I}) \\
 &+ 2 \sum_{i=1}^M \log_2 \lambda_i \left(\mathbf{W}_E + \sigma_E^2 \mathbf{I} - \mathbf{W}_L^H (\mathbf{W}_U + \sigma_U^2 \mathbf{I})^{-1} \mathbf{W}_L \right) \\
 &- \sum_{i=1}^M \log_2 \lambda_i \left(2\mathbf{W}_U + \sigma_U^2 \mathbf{I} - 2\mathbf{W}_L (\mathbf{W}_E + \sigma_E^2 \mathbf{I})^{-1} \mathbf{W}_L^H \right) \\
 &- M \log_2 (\sigma_1^2 / P).
 \end{aligned} \tag{26}$$

Since $\text{rank}(\mathbf{R}_{BS}) = 1$, \mathbf{R}_{BS} has at most one non-zero eigenvalue, which can be denoted as $\lambda_M(\mathbf{R}_{BS})$, where $\lambda_i(\cdot)$ means the i th eigenvalue of matrix, $\sum_{i=1}^M \lambda_i(\mathbf{R}_{BS}) = \lambda_M(\mathbf{R}_{BS}) = \text{tr}(\mathbf{R}_{BS}) = M$. Therefore, we can have $\sum_{i=1}^M \lambda_i(\mathbf{W}_U) = Mp_U(\mathbf{v})$, $\sum_{i=1}^M \lambda_i(\mathbf{W}_E) = Mp_E(\mathbf{v})$ and $\sum_{i=1}^M \lambda_i(\mathbf{W}_L) = Mp_L(\mathbf{v})$. According to (26), secret key rate is related to the eigenvalues of the four matrix terms composed of matrices \mathbf{W}_U , \mathbf{W}_E and \mathbf{W}_L , thus we can deduce that the matrix $\mathbf{W}_U + \sigma_U^2 \mathbf{I}$ has $M - 1$ identical eigenvalue σ_U^2 , the M th eigenvalue is $Mp_U(\mathbf{v}) + \sigma_U^2$. The eigenvalues of the other three matrix terms can be calculated similarly. Substituting these eigenvalues into (26), we have R as (19).

REFERENCES

- [1] G. Li, C. Sun, E. A. Jorswieck, J. Zhang, A. Hu, and Y. Chen, "Sum Secret Key Rate Maximization for TDD Multi-User Massive MIMO Wireless Networks," *IEEE Transactions on Information Forensics and Security*, vol. 16, pp. 968–982, 2021.
- [2] C. Pan, H. Ren, K. Wang, W. Xu, M. ElKashlan, A. Nallanathan, and L. Hanzo, "Multicell MIMO Communications Relying on Intelligent Reflecting Surfaces," *IEEE Transactions on Wireless Communications*, vol. 19, no. 8, pp. 5218–5233, 2020.
- [3] X. Lu, J. Lei, Y. Shi, and W. Li, "Intelligent Reflecting Surface Assisted Secret Key Generation," *IEEE Signal Processing Letters*, pp. 1–1, 2021.
- [4] Z. Ji, P. L. Yeoh, G. Chen, C. Pan, Y. Zhang, Z. He, H. Yin, and Y. Li, "Random Shifting Intelligent Reflecting Surface for OTP Encrypted Data Transmission," *IEEE Wireless Communications Letters*, pp. 1–1, 2021.
- [5] Z. Ji, P. L. Yeoh, D. Zhang, G. Chen, Y. Zhang, Z. He, H. Yin, and Y. Li, "Secret Key Generation for Intelligent Reflecting Surface Assisted Wireless Communication Networks," *IEEE Transactions on Vehicular Technology*, vol. 70, no. 1, pp. 1030–1034, 2021.
- [6] Y. Han, W. Tang, S. Jin, C.-K. Wen, and X. Ma, "Large intelligent surface-assisted wireless communication exploiting statistical CSI," *IEEE Transactions on Vehicular Technology*, vol. 68, no. 8, pp. 8238–8242, 2019.
- [7] A. Rafieifar and S. M. Razavizadeh, "Secrecy Rate Maximization in Multi-IRS Millimeter Wave Networks," *arXiv preprint arXiv:2010.01113*, 2020.
- [8] U. M. Maurer, "Secret key agreement by public discussion from common information," *IEEE Transactions on Information Theory*, vol. 39, no. 3, pp. 733–742, 1993.
- [9] K. Shen and W. Yu, "Fractional programming for communication systems—Part I: Power control and beamforming," *IEEE Transactions on Signal Processing*, vol. 66, no. 10, pp. 2616–2630, 2018.
- [10] B. Lyu, D. T. Hoang, S. Gong, D. Niyato, and D. I. Kim, "IRS-based wireless jamming attacks: When jammers can attack without power," *IEEE Wireless Communications Letters*, vol. 9, no. 10, pp. 1663–1667, 2020.
- [11] Z.-q. Luo, W.-k. Ma, A. M.-c. So, Y. Ye, and S. Zhang, "Semidefinite Relaxation of Quadratic Optimization Problems," *IEEE Signal Processing Magazine*, vol. 27, no. 3, pp. 20–34, 2010.