

Detecting new edge types in a temporal network model

Wenjie Jia¹, Manuel S. Mariani^{2,3}, Linyuan Lü^{2,4,†}, and Tao Jiang^{1,†}

¹School of Electronic Information and Communications and Wuhan National Laboratory for Optoelectronics, Huazhong University of Science and Technology, Wuhan 430074, P. R. China

²Yangtze Delta Region Institute (Huzhou) and Institute of Fundamental and Frontier Sciences, University of Electronic Science and Technology of China, Huzhou 313001, P. R. China

³URPP Social Networks, University of Zurich, Zurich CH-8050, Switzerland

⁴Beijing Computational Science Research Center, Beijing 100193, P. R. China

[†]To whom correspondence should be addressed: linyuan.lv@uestc.edu.cn, taojiang@hust.edu.cn

Abstract

Networks representing complex systems in nature and society usually involve multiple interaction types. These types suggest essential information on the interactions between components, but not all of the existing types are usually discovered. Therefore, detecting the undiscovered edge types is crucial for deepening our understanding of the network structure. Although previous studies have discussed the edge label detection problem, we still lack effective methods for uncovering previously-undetected edge types. Here, we develop an effective technique to detect undiscovered new edge types in networks by leveraging a novel temporal network model. Both analytical and numerical results show that the prediction accuracy of our method is perfect when the model networks' time parameter approaches infinity. Furthermore, we find that when time is finite, our method is still significantly more accurate than the baseline.

1 Introduction

Complex systems in nature and society, including biology, transportation systems, computer science and social science, usually involve multiple interaction types leading the networks representing these systems to exhibit heterogeneous structures [1–8]. Ordinarily, these different interaction types are represented by distinct edge labels. For example, in protein-protein interaction (PPI) networks, nodes represent proteins, edges connect pairs of interacting proteins, and the labels assigned on each edge indicate what types of interactions the edge represents. Without complete label information of edges in a network, it is impossible to fully understand the network's heterogeneous structure and properties, including robustness [9, 10] resilience [11] and dynamical properties [12–15] of these systems.

However, in many cases, we can only access a part of the complete edge label information, and there could exist previously-undiscovered interactions in the systems which are still undiscovered. For instance, in PPI networks, the edge labels referring to the protein-protein interactions are often obtained from protein complex detection. Due to the limitation of detection techniques, such complex detection could only provide information on some specific interaction types, and edges of other interaction types (*i.e.* edges with previously-undiscovered labels) could exist. Because of this, there is an edge label detection problem: identify the edges that are the most likely to exhibit previously-undiscovered interaction types. Many research projects would benefit from the solutions to this problem. For example, these techniques would help biologists speed up the discovering of new types of interactions between proteins and reduce the biological experiment costs.

The proposed edge label detection problem aims to detect edges with new labels from existing ones. The problem is different from previously-formulated problems that aim to predict old labels of sets of edges from the observed labeled edges, which has been widely studied in existing link annotation research [16–18], including the sign prediction [19–23] and link prediction [24–26]. We mathematically describe the proposed problem which has not been studied in existing research before, as follows. Consider a network \mathbf{G} whose structure (*i.e.* the set of nodes \mathcal{V} and the set of edges \mathcal{E}) is fully observed, but the edge labels are only partially observed. Let \mathcal{C} be the set of labels having been observed, and $\mathcal{E}_{label} \subseteq \mathcal{E}$ be the set of edges with labels in \mathcal{C} . The task of the new edge label detection is to find out a small edge set $\mathcal{E}' \subseteq \mathcal{E}$ in which every edge is likely to carry a new label $C' \notin \mathcal{C}$ based on the known label information and the network structure. Unlike in existing research, we face new challenges in our problem: for a previously-undiscovered label, we know neither what it stands for nor the interacting features between it and other already-observed labels, making it seem hopeless to solve this problem

only from the incomplete label information. Consequently, all the existing edge label prediction methods are not fit for the proposed problem. In other words, we can solve this problem only by random guessing currently.

Here, to overcome this barrier, we first propose a degradation-evolution network model. In this temporal network model, a network's structure is time-varying and allowed to mutate spontaneously by rewiring edges, and a potential energy model quantifies the degree of its susceptibility to mutation. The higher a network's potential energy is, the higher chance for it to have a different structure in the near future. We say a network evolves if its potential energy decreases and degrades if the potential energy increases. Then we consider this problem in the synthetic networks generated by this model and find that when the investigated networks enter into a stationary state, the networks admit a particular topological property, which enables us to make perfect detection for edges with new labels. Next, we apply the newly developed detection method to a number of synthetic networks that are not in the stationary state and find that the method's accuracy is markedly higher than the accuracy of random guessing.

2 The model

The synthetic networks studied in this letter are generated by a temporal degradation-evolution network model, which is introduced as follows. Let t be the time. We use $t < 0$, $t = 0$ and $t > 0$ to denote the past, the present and the future, respectively. At the present time (*i.e.* $t = 0$), we initialize $\mathbf{G} = \mathbf{G}(0)$ to be an arbitrary network with n nodes and m edges with labels in \mathcal{C} , where $\mathcal{C} = \{C_1, C_2, \dots, C_h\}$ represents all the labels that can be observed in the whole course of \mathbf{G} 's changing process. Let $\mathbf{G}(t) = (\mathcal{V}(t), \mathcal{E}(t))$ be a temporal network with $\mathcal{V}(t) = \{v_1, v_2, \dots, v_n\}$, for time $t = -\infty, \dots, -1, 0, 1, \dots, +\infty$. For an edge $v_i \rightarrow v_j$ in $\mathbf{G}(t)$, we employ notation $\mathcal{C}(i, j, t)$ to denote the label set associated with it. We assume that every edge in networks should be assigned at least one label. Therefore, there exists an edge from v_i to v_j at time t if and only if $\mathcal{C}(i, j, t) \neq \emptyset$.

Regarding edges with the same label in \mathbf{G} as the components of a layer of network \mathbf{G} , we can divide \mathbf{G} into h different layers. Specifically, we define the l -th layer of $\mathbf{G}(t)$, denoted by $\mathbf{G}_l(t) = (\mathcal{V}_l(t), \mathcal{E}_l(t))$, to be the subnetwork consisting of all the edges in $\mathcal{E}(t)$ with label C_l and all the nodes involved in these edges (see Fig. 1a). Inspired by the attractiveness model [27], we assume: (1) for $l \in \{1, 2, \dots, h\}$, every node v_i in $\mathbf{G}(t)$ is assigned with an attractiveness $A_{i,l} \geq 0$, called v_i 's l -attractiveness or attractiveness associated with layer $\mathbf{G}_l(t)$ (see Fig. 1a); (2) in each layer of the system, a node always intends to connect to nodes with high attractiveness associated with this layer, and it can rewire its out-edges in the layer to better fulfill this intention.

For node v_i we define its potential energy with respect to the l -th layer at time t to be

$$P_l(i, t) = \sum_{j=1}^n (A_{max,l} - A_{j,l}) \chi_{\mathcal{E}_l(t)}(v_i \rightarrow v_j), \quad (1)$$

where $A_{max,l} = \max_{v_i \in \mathcal{V}} A_{i,l}$ and $\chi_{\mathcal{E}_l(t)}(v_i \rightarrow v_j) = 1$ if $v_i \rightarrow v_j \in \mathcal{E}_l(t)$; otherwise $\chi_{\mathcal{E}_l(t)}(v_i \rightarrow v_j) = 0$. We employ $P_l(i, t)$ to describe how eager node v_i is to rewire its out-edges in $\mathbf{G}_l(t)$ to connect to nodes with higher l -attractiveness at time t (see Fig. 1a). Further, we define v_i 's potential energy and the system's potential energy at time t to be $P(i, t) = \sum_{l=1}^h P_l(i, t)$ and $P(\mathbf{G}, t) = \sum_{i=1}^n P(i, t)$, respectively. A node's higher potential energy means the stronger desire for this node to rewire its out-edges, and the higher potential energy of a system indicates a more structurally unstable state of this system.

We introduce an evolution mechanism: at each time $t > 0$, a node rewires some of its out-edges in a layer of $\mathbf{G}(t)$ and then time t increases by 1, such that $P(\mathbf{G}, t+1) \leq P(\mathbf{G}, t)$ (see Fig. 1c). In addition, we assume that there also exists a degradation mechanism. That is, at each time $t < 0$, a node rewires some of its out-edges in a layer of $\mathbf{G}(t)$ and then time t decreases by 1, such that $P(\mathbf{G}, t-1) \geq P(\mathbf{G}, t)$ (see Fig. 1b).

3 Topological property

In the rest of this letter, we always let $\mathbf{G}(t)$ be a network observed at time t with $\mathcal{V}(t)$ and $\mathcal{E}(t)$ denoting its nodes and edges. Let $E \subseteq \mathcal{E}(t)$ be a non-empty edge set. We use notation $\lceil E \rceil_{src}$ ($\lceil E \rceil_{tar}$) to denote the set consisting of all the source (target) nodes of edges in E . We say v_i is a $(2, \mathbf{G}(t))$ -follower of v_j in $\mathbf{G}(t)$ if the shortest simple path (a simple path is a path without repeated nodes) from v_i to v_j in $\mathbf{G}(t)$ is 2. Assume that different nodes have different l -attractiveness for any $l \in \{1, 2, \dots, h\}$. Then we obtain the following lemma (see its derivation in Appendix A).

Lemma 1. *Let E be an arbitrary nonempty subset of $\mathcal{E}(t)$. At time $|t| = +\infty$, if all the edges in E lie in the same layer, then there always exists a node in $\lceil E \rceil_{tar}$ having no $(2, \mathbf{G}(t))$ -follower in $\lceil E \rceil_{src}$.*

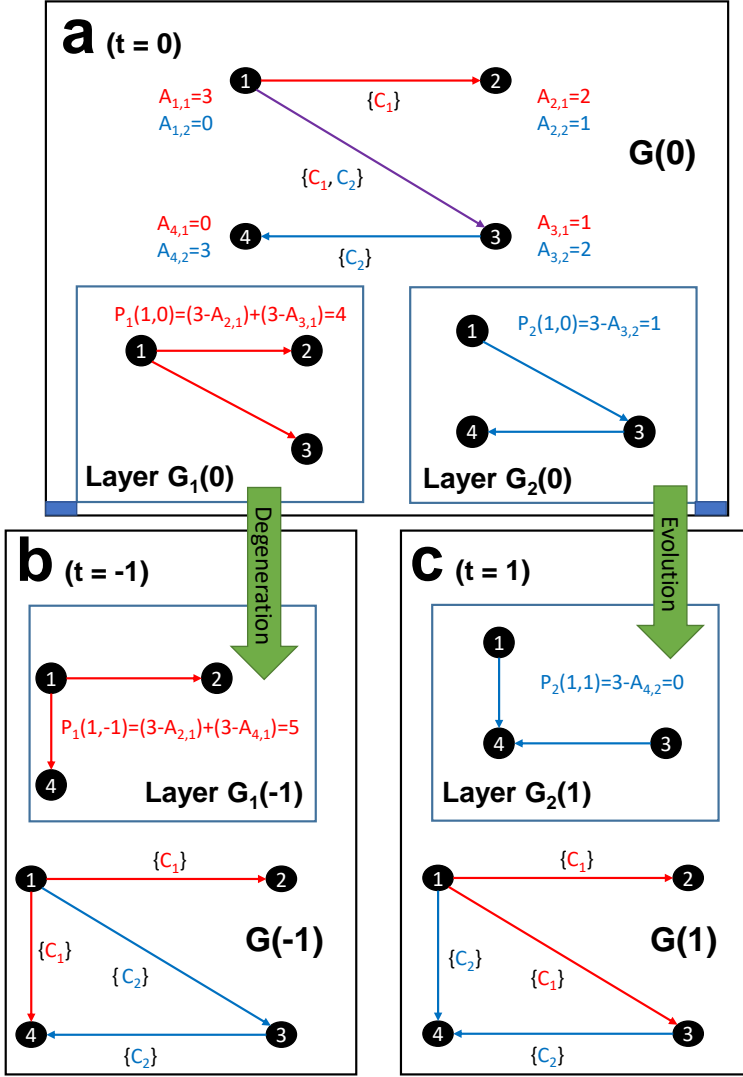


Figure 1: An illustration of the degradation-evolution network model. In **a**, we initialize network \mathbf{G} at time $t = 0$ as a network consisting of 4 nodes and 3 directed edges. Each node is assigned a pair of 1-attractiveness and 2-attractiveness. The three edges are tagged by two kinds of labels (*i.e.* C_1 and C_2). In **b**, the node with index 1 increases its potential energy with respect to the first layer by rewiring its out-edges in layer $\mathbf{G}_1(0)$, making \mathbf{G} degrade into $\mathbf{G}(-1)$. In **c**, the node with index 1 rewires its out-edges in layer $\mathbf{G}_2(0)$ making $P_2(1,1) < P_2(1,0)$ and \mathbf{G} evolve into $\mathbf{G}(1)$.

We say $E \subseteq \mathcal{E}(t)$ has the Delta-property, denoted by $\Delta(E) = 1$, if $\delta(E) = \emptyset$, where $\delta(E)$ can be obtained by implementing the following procedures: (1) select a node v from $\lceil E \rceil_{tar}$ which has no (2, $\mathbf{G}(t)$)-follower in $\lceil E \rceil_{src}$; (2) remove all the edges whose target node is v from E ; (3) repeat (1)-(2) until no more removal is possible; and (4) set the remaining edge set to be $\delta(E)$. In addition, we define $\Delta(E) = 0$, if $\delta(E) \neq \emptyset$. Then we have the following results (see derivations in Appendices B and C).

Lemma 2. *Implementing the removal operations on E introduced above, we obtain $\{E_1, E_2, \dots, E_s\}$ and $\delta(E)$, where E_i denotes the edge set removed from E in the i -th removal operation, for $i = 1, 2, \dots, s$. Let $\delta(E) = E_{s+1}$. Then we have: (1) $E_i \neq \emptyset$, for $i = 1, 2, \dots, s$; (2) $E_i \cap E_j = \emptyset$, for $1 \leq i < j \leq s + 1$; (3) $\cup_{i=1}^{s+1} E_i = E$; (4) if $\delta(E) \neq \emptyset$, then $|\delta(E)| \geq 2$.*

Lemma 3. *Let E be a non-empty subset of $\mathcal{E}(t)$. Let $\delta^{(1)}(E)$ and $\delta^{(2)}(E)$ be two subsets of E obtained by implementing the removal procedures introduced above. Then we have $\delta^{(1)}(E) = \delta^{(2)}(E)$.*

Lemma 3 shows that mapping Δ is well-defined. Further, we obtain our main theoretical result (see its derivation in Appendix D).

Theorem 1. *When $t = \pm\infty$, for an edge set $E \subseteq \mathcal{E}(t)$ if $\Delta(E) = 0$, then one must have all the edges composing E can not share a common label.*

The above theorem shows that when a network is fully evolved or fully degraded, its multilayer structure must follow a special topological property. Specifically, we can apply this result to judge whether these edges can share common labels for any given set of edges. In the following, we show how to utilize this result to detect previously-undiscovered edge labels.

4 Detection method

Based on Theorem 1, we derive a method to tackle the new label detection problem. Let $t = \pm\infty$, assume that in $\mathbf{G}(t)$, only partial edges have known label information. Specifically, let $\mathcal{C}(t) = \{C_{t_1}, C_{t_2}, \dots, C_{t_s}\}$ denote all the edge label observed at time t , $s = s(t)$ be an integer, and $E_{t_l} \in \mathcal{E}_{t_l}(t)$ consist of all the edges which are observed with label C_{t_l} at time t , for $1 \leq l \leq s(t)$. If $C \in \mathcal{C}$ is an edge label with $C \notin \mathcal{C}(t)$, then we call C is a previously-undiscovered edge label at time t . Let e denote an edge in $\mathcal{E}(t)$ satisfying that $\Delta(\{e, e_{t_l}\}) = 0$ for any $e_{t_l} \in E_{t_l}$ and $l \in \{1, 2, \dots, s(t)\}$. Then, according to Theorem 1, we have e must own a new edge label. Assembling all of such edges, we obtain an edge set E' in which every edge has at least one new label. Our theory shows that this detection method's accuracy for $|t| = +\infty$ is perfect (100%). For $|t| < +\infty$, the accuracy of this detection method is case-dependent.

In the rest of this letter, we focus on one of the most straightforward cases of our main problem. Let $\mathbf{G} = (\mathcal{V}, \mathcal{E})$ be a network, C_1 be an already-observed edge label, \mathcal{E}_1 be the set consisting of all the edges in \mathbf{G} carrying label C_1 , and $E_1 \subseteq \mathcal{E}_1$ be an edge set consisting of n_1 edges with label C_1 . Our goal is to find out a small number of edges with previously-undiscovered labels based on E_1 and \mathbf{G} 's topology. To solve this problem, we assign each edge e in \mathcal{E} a score $\nabla(e|E_1)$ with $\nabla(e|E_1) = |\{e' \in E_1 | \Delta(\{e, e'\}) = 0\}|$. Then take the edges with the largest nonzero scores as the algorithm's output. We use notation E_1 -D-Top and E_1^* to denote the corresponding algorithm and its output, respectively. Note that for any edge e , $\nabla(e|E_1)$ is an integer and $\nabla(e|E_1) \leq |E_1| = n_1$. Thus, for small n_1 , such as $n_1 = 1, 2, 3$, there would be a small difference in the edges' scores, which could impair the performance of our method. For small n_1 , we further require that the detected/output edges by E_1 -D-Top should have a score of n_1 (i.e. $\nabla(e|E_1) = n_1$ for any $e \in E_1^*$).

Two standard metrics are used to quantify the accuracy of detection algorithms: Precision [28] and *area under the receiver operating characteristic curve* (AUC) [29]. Assume that in a detected edge set E_1^* consisting of n_2 edges, there are n' edges are right (i.e. there are n' edges are with previously-undiscovered labels), then the Precision of this algorithm is n'/n_2 . Here, we use $\omega(\mathbf{G}|E_1)$ to denote the Precision of algorithm E_1 -D-Top. Higher Precision means higher detection accuracy. Note that for a given edge set $E_1 \subseteq \mathcal{E}_1$ with $|E_1| = n_1$, the performance of algorithm E_1 -D-Top is closely related to the probability that an arbitrary edge with label C_2 gets a larger score than another arbitrary edge with label C_1 , which can be quantified by AUC [29]. To measure the AUC, denoted by $\lambda(\mathbf{G}|E_1)$, we can make N independent comparisons: at each time, we randomly pick an edge with previously-undiscovered labels and an edge without previously-undiscovered labels to compare their scores. If there are N' times the edge with undiscovered labels obtaining a higher score and N'' times they have the same score, then the AUC value is $\lambda(\mathbf{G}|E_1) = (N' + 0.5N'')/N$ [24]. If all the scores are generated from an independent and identical distribution, the AUC value should be about 0.5. Therefore, the degree to which the value exceeds 0.5 indicates how much better the algorithm performs than random guessing. In this letter, we only consider networks with small numbers of nodes and small numbers of edges. In this scenario,

we can run through all possible combinations of edges without previously-undiscovered labels and edges with previously-undiscovered labels to measure the AUC of the network.

We are interested in our method's accuracy in detection new edge labels in \mathbf{G} , when we are given an edge set consisting of n_1 edges arbitrarily picked from \mathcal{E}_1 . We use notation n_1 -D-Top to represent algorithm E_1 -D-Top, where E_1 is an arbitrary subset of \mathcal{E}_1 with n_1 elements. We denote $\omega_{n_1}(\mathbf{G})$ and $\lambda_{n_1}(\mathbf{G})$ as the Precision and the AUC of n_1 -D-Top, respectively. Then we obtain

$$\omega_{n_1}(\mathbf{G}) = \frac{1}{\binom{|\mathcal{E}_1|}{n_1}} \sum_{E_1 \subseteq \mathcal{E}_1, |E_1|=n_1} \omega(\mathbf{G}|E_1) \quad (2)$$

and

$$\lambda_{n_1}(\mathbf{G}) = \frac{1}{\binom{|\mathcal{E}_1|}{n_1}} \sum_{E_1 \subseteq \mathcal{E}_1, |E_1|=n_1} \lambda(\mathbf{G}|E_1), \quad (3)$$

where $\binom{|\mathcal{E}_1|}{n_1} = |\mathcal{E}_1|!/[n_1!(|\mathcal{E}_1| - n_1)!]$ is a combination.

For a given network \mathbf{G} whose structure varies over time, we are concerned about the accuracy of the proposed algorithms applied to \mathbf{G} at present and curious about both what happened to their performance in the past and what their performances will become in the future. Let \mathbf{G} be some network generated by our proposed degradation-evolution model. Denoting the present time as $t = 0$, we can rewrite \mathbf{G} as $\mathbf{G}(0)$. By our degradation-evolution model, we obtain a family of networks $\{\mathbf{G}(t)\}_{-\infty}^{+\infty}$, which depicts the whole course of \mathbf{G} 's evolution. To study the overall performance of the detection methods, we introduce another parameter ν , which is given by $\nu = \nu(t) = [P(\mathbf{G}, t) - P_{min}(\mathbf{G})]/[P_{max}(\mathbf{G}) - P_{min}(\mathbf{G})]$, where $P_{max}(\mathbf{G})$ and $P_{min}(\mathbf{G})$ denote the supremum and infimum of $P(\mathbf{G}, t)$, respectively. Parameter ν ranges from 0 to 1 and describes the evolution degree of \mathbf{G} : the nearer ν approaches to 0, the more stable the structure of the network is. Then we can rewrite $\{\mathbf{G}(t)\}_{-\infty}^{+\infty}$ as $\{\mathbf{G}[\nu]\}_{\nu \in [0,1]}$ and $\mathbf{G} = \mathbf{G}[\nu_0]$, where $\nu_0 = \nu(0)$. Then the average Precision over time ($\bar{\omega}_{n_1}(\mathbf{G})$) and the average AUC over time ($\bar{\lambda}_{n_1}(\mathbf{G})$) of n_1 -D-Top applied to \mathbf{G} can be calculated by

$$\bar{\omega}_{n_1}(\mathbf{G}) = \int_0^1 \omega_{n_1}(\mathbf{G}[\nu])f(\nu)d\nu \quad (4)$$

and

$$\bar{\lambda}_{n_1}(\mathbf{G}) = \int_0^1 \lambda_{n_1}(\mathbf{G}[\nu])f(\nu)d\nu \quad (5)$$

respectively, where $f(\nu)$ refers to the probability density function of ν . In this letter, we assume that ν subjects to a uniform distribution.

We study the performance of n_1 -D-Top applied to randomly generated networks by the degradation-evolution model. For a given θ and a given $\nu \in [0, 1]$, the Precision and AUC of n_1 -D-Top applied to a random network \mathbf{G} which is generated by the proposed model under a specific configuration given by θ and admits $\mathbf{G} = \mathbf{G}[\nu]$, are represented by $\omega_{n_1, \theta}(\nu)$ and $\lambda_{n_1, \theta}(\nu)$, and can be calculated by

$$\omega_{n_1, \theta}(\nu) = \frac{1}{M} \sum_{i=1}^M \omega_{n_1}(\mathbf{G}_i) \quad (6)$$

and

$$\lambda_{n_1, \theta}(\nu) = \frac{1}{M} \sum_{i=1}^M \lambda_{n_1}(\mathbf{G}_i) \quad (7)$$

where \mathbf{G}_i is a random network generated by the degradation-evolution model with specific parameters θ and admitting $\mathbf{G}_i = \mathbf{G}_i[\nu]$, for $i = 1, 2, \dots, M$. Finally, the Precision and AUC of n_1 -D-Top applied to a randomly generated network by the model with specific parameter settings θ , can be represented as

$$\omega_{n_1, \theta} = \int_0^1 \omega_{n_1, \theta}(\nu)f(\nu)d\nu \quad (8)$$

and

$$\lambda_{n_1, \theta} = \int_0^1 \lambda_{n_1, \theta}(\nu)f(\nu)d\nu. \quad (9)$$

It follows from Eqs. (4)–(9) that

$$\omega_{n_1, \theta} = \frac{1}{M} \sum_{i=1}^M \bar{\omega}_{n_1}(\mathbf{G}_i) \quad (10)$$

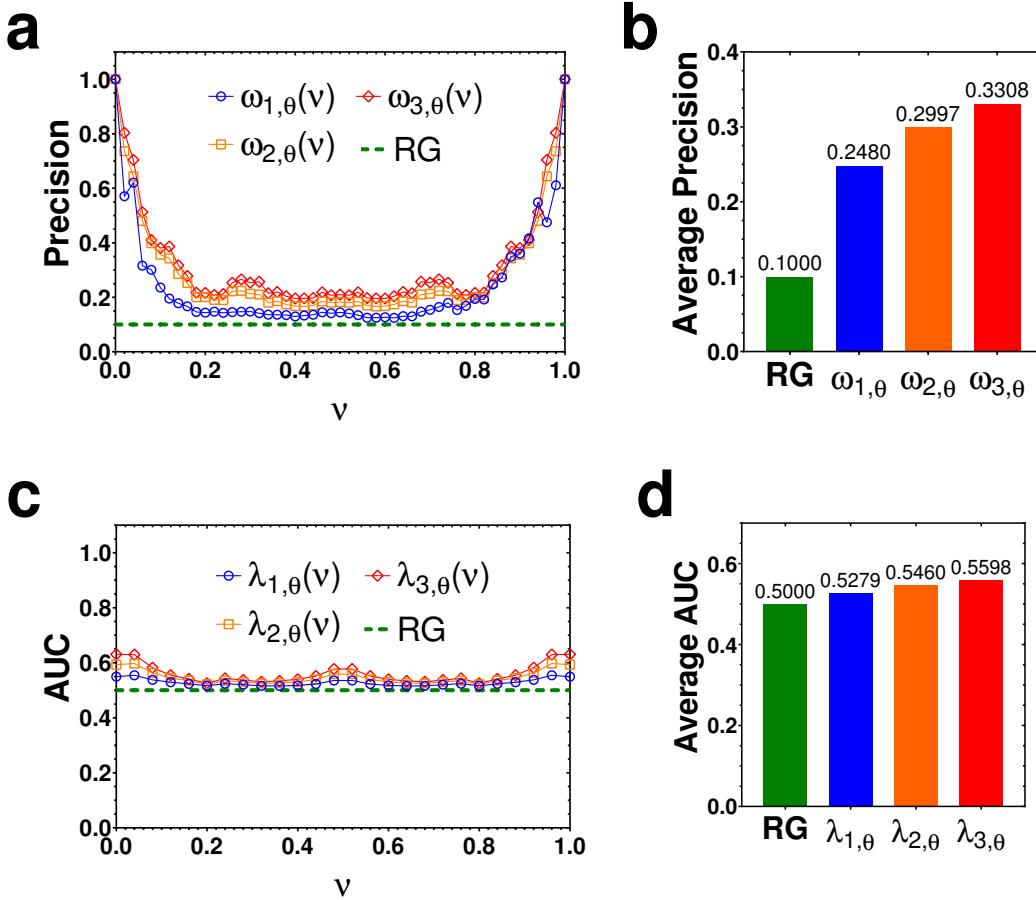


Figure 2: The accuracy of n_1 -D-Top as functions of ν in detecting rare previously-unobserved labels (small n_1). The parameter settings are as follows: $n = 20$, $m = 100$, $\alpha = 0.1$ and $n_1 \in \{1, 2, 3\}$. RG represents the random guessing. Each result is averaged by over 100 independent implementations.

and

$$\lambda_{n_1, \theta} = \frac{1}{M} \sum_{i=1}^M \bar{\lambda}_{n_1}(\mathbf{G}_i) \quad (11)$$

where \mathbf{G}_i is a network randomly generated by the model with specific parameter settings θ , for $i = 1, 2, \dots, M$. By Eqs. (2)–(7), (10) and (11), we can readily investigate the Precision and AUC of n_1 -D-Top applied to synthetic networks in practice.

5 Experimental results and discussion

Given a network \mathbf{G} with $\mathcal{V} = \{v_1, v_2, \dots, v_n\}$ and $|\mathcal{E}| = m$, we aim to detect the previously-undiscovered labels in \mathbf{G} . We assume that \mathbf{G} is generated by the degradation-evolution model under following configurations: (1) there are totally two edge labels, C_1 and C_2 , which can be observed in \mathbf{G} ; (2) label C_1 is the already-observed label and C_2 is the previously-undiscovered one; (3) every edge has a unique edge label, and the the percentage of edges with undiscovered label C_2 is α ; and (4) node v_i 's 1-attractiveness $A_{i,1}$ is $n - i$ and 2-attractiveness $A_{i,2}$ is $i - 1$, for $i = 1, 2, \dots, n$. Let θ represent these configurations. By the degradation-evolution network model, we obtain a family of networks $\{\mathbf{G}(t)\}_{-\infty}^{+\infty}$. For any t , every edge in $\mathbf{G}(t)$ has a unique edge label. According to the rewiring procedures introduced before, we have $\mathbf{G}(t)$ always consists of n nodes and m edges. In the following, we investigate the Precision and AUC of n_1 -D-Top applied to $\mathbf{G}(t)$, for $-\infty < t < +\infty$. Note that the random guessing has a Precision of α and an AUC of 0.5 in this case.

We study the performance of n_1 -D-Top with small n_1 in detecting rare unobserved labels. Figure 1 plots the Precision and the AUC of 1-D-Top, 2-D-Top and 3-D-Top as functions of ν when $\alpha = 0.1$. From Figure 2a, we

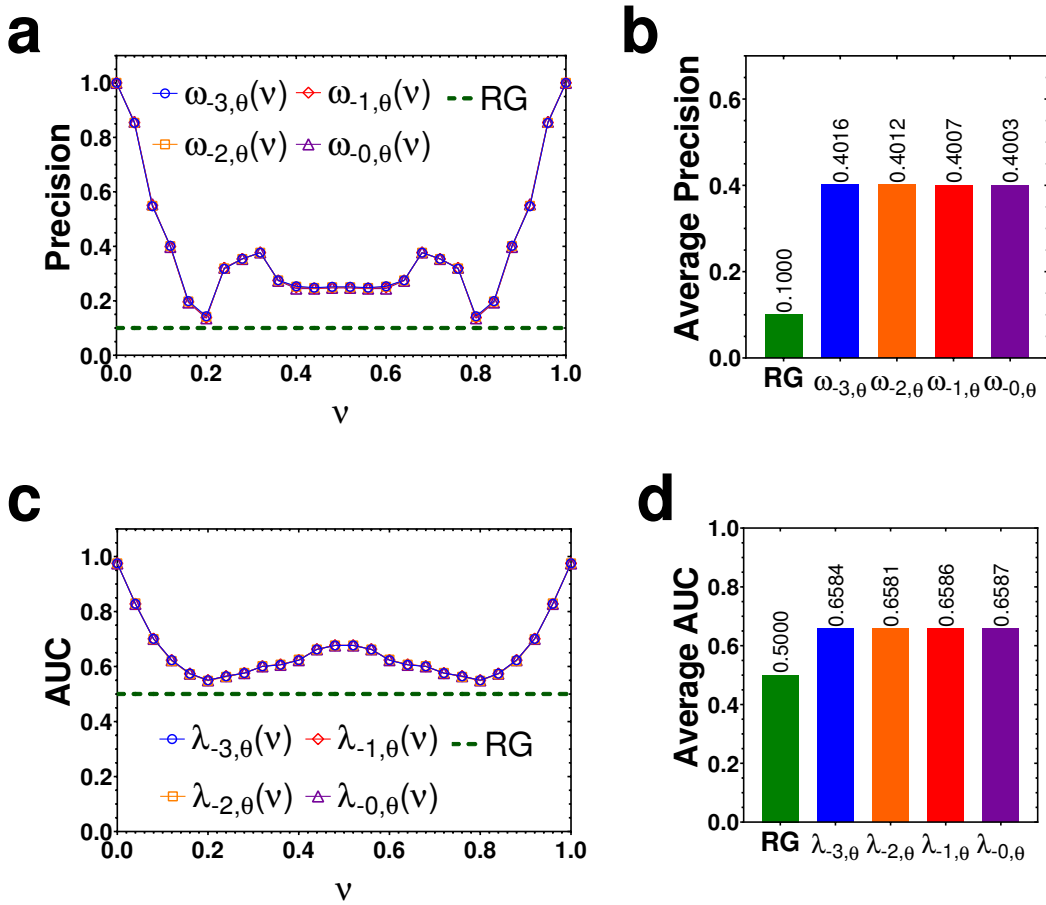


Figure 3: The accuracy of n_1 -D-Top as functions of ν in detecting rare previously-unobserved labels (large n_1). The parameter settings are as follows: $n = 20$, $m = 100$, $\alpha = 0.1$ and $n_1 \in \{-3, -2, -1, -0\}$. RG represents the random guessing. Each result is averaged by over 100 independent implementations.

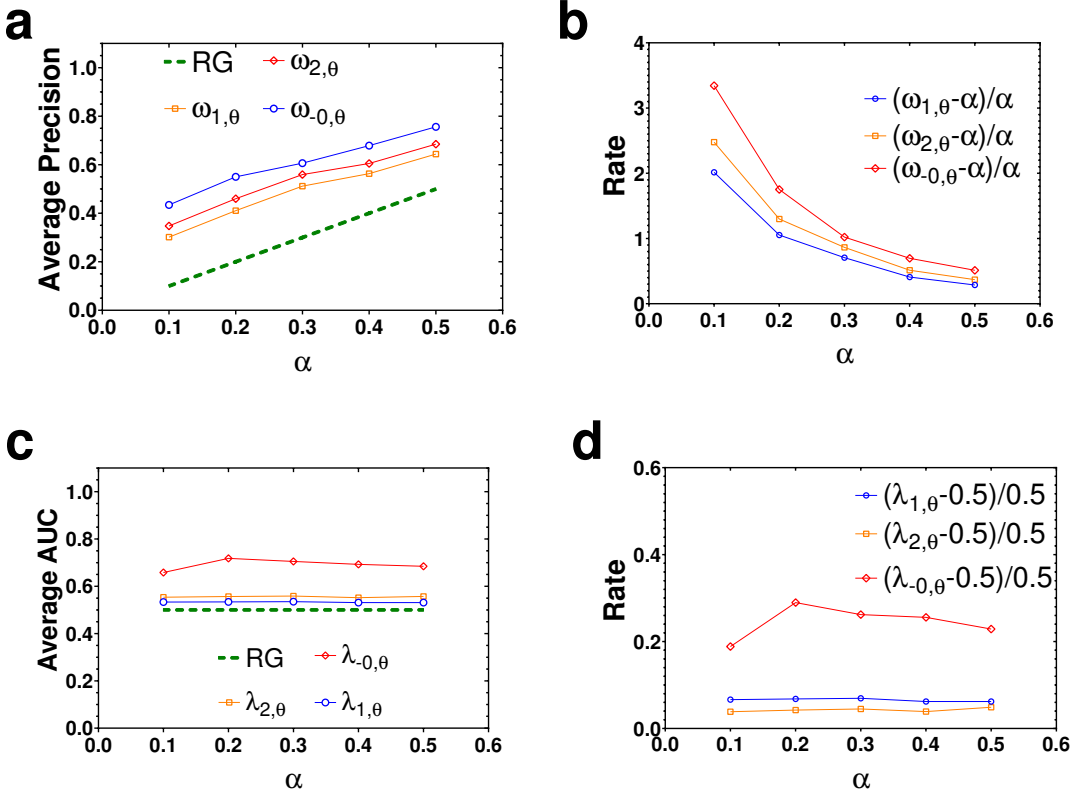


Figure 4: The average accuracy of n_1 -D-Top as functions of α in detecting previously-unobserved labels. The parameter settings are as follows: $n = 20$, $m = 100$, $\alpha \in \{0.1, 0.2, \dots, 0.5\}$ and $n_1 \in \{-0, 1, 2\}$. RG represents the random guessing. Each result is averaged by over 100 independent implementations.

find that when $\nu \in \{0, 1\}$ (*i.e.* $|t| = +\infty$), the algorithms always gain the perfect Precision (100%), which is consistent with our theoretical results. When ν is in the middle of the interval $[0, 1]$ (for instance, $\nu \in [0.2, 0.8]$), the Precision of each algorithm is stable, while ν approaches to 0 or 1, the Precision will increase sharply. From Figure 2b, we find that the average Precision of 1-D-Top, 2-D-Top and 3-D-Top (*i.e.* $\omega_{1,\theta}$, $\omega_{2,\theta}$ and $\omega_{3,\theta}$) are 0.2480, 0.2997 and 0.3308, respectively. We conclude that 1-D-Top, 2-D-Top and 3-D-Top are valid and effective, since they all outperform random guessing, and improve the Precision of random guessing (10%) by 148.0%, 199.7% and 230.8%, respectively. Moreover, as shown in Figure 2b that the Precision of n_1 -D-Top increases as n_1 increases, showing that detection based on more edges with observed labels would get better performance. From Figure 2c and Figure 2d, we see that the average AUC of 1-D-Top, 2-D-Top and 3-D-Top (*i.e.* $\lambda_{1,\theta}$, $\lambda_{2,\theta}$ and $\lambda_{3,\theta}$) are close to 0.5 showing that n_1 -D-Top has a poor performance in AUC when n_1 is small, which is consistent with our previous judgment (see ‘‘Detection method’’ section).

We consider the performance of n_1 -D-Top with large n_1 in detecting rare unobserved labels. We use notation $-n_1$ -D-Top to represent $(m_1 - n_1)$ -D-Top, where m_1 denote the total number of edges with label C_1 . For example, -0 -D-Top refers to the proposed detection method based on all the edges with C_1 . Figure 3 plots the Precision and the AUC of $-n_1$ -D-Top as functions of ν in the case of $\alpha = 0.1$ for $n_1 \in \{0, 1, 2, 3\}$. From Figures 3a and 3c, we find the four detection algorithms have almost the same accuracy, indicating that they have almost achieved the upper bound of the proposed method’s performance. Figures 3b and 3d demonstrate that the proposed method can improve the Precision and AUC of random guessing by $\geq 300\%$ and $\geq 31\%$, respectively.

When the unobserved label is not rare, we show the performance of n_1 -D-Top in Figure 4. As shown above, 1-D-Top and -0 -D-Top are the algorithms with the worst performance and best performance, and their performance outlines the feasible region of the accuracy of the proposed method. It can be seen from Figures 4a and 4c that as the rarity of the unobserved label (α) increases, the Precision of our method also increases linearly, while the AUC usually holds steady. Interestingly, from Figure 4b, we find that the rarer the unobserved label is, the more largely our method improves the Precision of random guessing.

6 Conclusions

In this letter, we propose a new edge label detection problem in which we aim to find out a small set of edges with previously-unobserved labels. On the one hand, as the target labels are previously-unobserved, we can not utilize the interacting features between previously-unobserved labels and the already-observed ones, making this problem challenging. On the other hand, it is essential to solve this problem since its solutions would benefit researchers in mining new features of a wide range of datasets, for instance, to discover new interactions between proteins. We propose a temporal directed network model and develop an effective detection method for synthetic networks generated by the proposed model, which entirely takes advantage of networks' topological properties. We focus on one of the most straightforward cases of the target problem: detecting the unobserved label in networks in which one label is observed, and one is unobserved. Applying our method to tackle this particular problem in synthetic networks generated by our proposed model, we find that our detection method is effective and has much better performance than the baseline. More complex cases of the original problem, for example, detecting the previously-unobserved labels when at least two labels have been observed, are still awaiting further exploration. Our method can be applied to real-world networks as well, which suggests some further directions: investigating the performance of the proposed method in real networks, exploring more methods that yield better performance for detecting new edge labels in both synthetic networks and real-world networks, and so on.

Acknowledgments

This work is supported by the National Natural Science Foundation of China (Grant Nos. 61673150, 11622538). LL acknowledges the Science Strength Promotion Programme of UESTC, Chengdu.

Appendix A: Proof of Lemma 1

In the limit $t \rightarrow +\infty$ ($-\infty$), we have

$$P(\mathbf{G}, t) = P_{max}(\mathbf{G}) \quad (P_{min}(\mathbf{G})), \quad (12)$$

where $\mathbf{G} = \mathbf{G}(t)$, $P_{max}(\mathbf{G})$ and $P_{min}(\mathbf{G})$ denote the supremum and infimum of $P(\mathbf{G}, t)$, respectively. Assume that all the edges in E lie in $\mathbf{G}_l(t)$. Note that all the nodes in $\lceil E \rceil_{tar}$ have different l -attractiveness. Without loss of generality, let v_1 (v_2) denote the node with the largest (smallest) l -attractiveness in $\lceil E \rceil_{tar}$. In the following, we show that v_1 (v_2) has no $(2, \mathbf{G}(t))$ -follower in $\lceil E \rceil_{src}$ when $t = +\infty$ ($t = -\infty$) through the reverse proving. Assume $v_j \in \lceil E \rceil_{src}$ is a $(2, \mathbf{G}(t))$ -follower of v_1 (v_2). Obviously, we have $v_j \not\rightarrow v_1$ ($v_j \not\rightarrow v_2$). By $v_j \in \lceil E \rceil_{src}$, there is $v_k \in \lceil E \rceil_{tar}$ such that $k \neq 1$ ($k \neq 2$) and $v_j \rightarrow v_k \in E$. Then we have $C_l \in \mathcal{C}(j, k, t)$ and $A_{k,l} < A_{1,l}$ ($A_{k,l} > A_{2,l}$). In $\mathbf{G}_l(t)$, change $v_j \rightarrow v_k$ to $v_j \rightarrow v_1$ and let t increase (decrease) by 1. By Eq. (1), we have $P_l(j, t+1) - P_j(j, t) = A_{1,l} - A_{k,l} > 0$ ($P_l(j, t-1) - P_j(j, t) = A_{2,l} - A_{k,l} < 0$). Then one has $P(\mathbf{G}, t) < P_{max}(\mathbf{G})$ ($P(\mathbf{G}, t) > P_{min}(\mathbf{G})$) which contradicts Eq. (12). Finally, we conclude that there always exists a node in $\lceil E \rceil_{tar}$ having no $(2, \mathbf{G}(t))$ -follower in $\lceil E \rceil_{src}$ when $t = +\infty$ ($t = -\infty$).

Appendix B: Proof of Lemma 2

We have E_1, E_2, \dots, E_n are pairwise disjoint non-empty subsets of E , and $\delta(E)$ is the remaining set. Then, we have $\cup_{i=1}^{n+1} E_i = E$. We show that $|\delta(E)| \neq 1$ by the reverse proving. Assume $|\delta(E)| = 1$. Without loss of generality, we assume $\delta(E) = \{v_1 \rightarrow v_2\}$. Then $\lceil \delta(E) \rceil_{src} = \{v_1\}$ and $\lceil \delta(E) \rceil_{tar} = \{v_2\}$. Note that v_2 has no $(2, \mathbf{G})$ -follower in $\lceil \delta(E) \rceil_{src}$. According to the removal operations, $v_1 \rightarrow v_2$ can be removed. Thus, we have $|\delta(E)| \neq 1$. In the following, we construct a network $\mathbf{G} = (\mathcal{V}, \mathcal{E})$ and a set $E \subseteq \mathcal{E}$ with $|\delta(E)| = 2$. Let $\mathcal{V} = \{v_1, v_2, v_3, v_4\}$ and $\mathcal{E} = \{v_1 \rightarrow v_2, v_1 \rightarrow v_3, v_3 \rightarrow v_1, v_3 \rightarrow v_4\}$. Let $E = \{v_1 \rightarrow v_2, v_3 \rightarrow v_4\}$. We have $\lceil E \rceil_{src} = \{v_1, v_3\}$ and $\lceil E \rceil_{tar} = \{v_2, v_4\}$. Note that v_1 is a $(2, \mathbf{G})$ -follower of v_4 and v_3 is a $(2, \mathbf{G})$ -follower of v_2 . According to the removal operations, we have $\delta(E) = E$ and $|\delta(E)| = |E| = 2$. To sum up, we have if $\delta(E) \neq \emptyset$, then $|\delta(E)| \geq 2$.

Appendix C: Proof of Lemma 3

Let $\mathbf{G} = \mathbf{G}(t)$, $k \in \{1, 2, \dots, s\}$ and $E_k^{(1)}$ denote the set consisting of all the edges removed from E in the k -th removal operation, and $\delta^{(1)}(E)$ be the remaining set. According to Lemma 2 (3), we have

$$\delta^{(1)}(E) \cup (\cup_{l=k}^s E_l^{(1)}) = E. \quad (13)$$

Case 1: $|\delta^{(2)}(E)| > 0$. First, we show $\delta^{(2)}(E) \subseteq \delta^{(1)}(E)$ through the reverse proving. Assume $\delta^{(2)}(E) \not\subseteq \delta^{(1)}(E)$. It follows Eq. (13) that $\delta^{(2)}(E) \cap (\cup_{k=1}^s E_k^{(1)}) \neq \emptyset$. Let l be the smallest integer, such that $\delta^{(2)}(E) \cap E_l^{(1)} \neq \emptyset$. Then we have

$$\delta^{(2)}(E) \subseteq \delta^{(1)}(E) \cup (\cup_{k=1}^s E_k^{(1)})$$

and

$$\lceil \delta^{(2)}(E) \rceil_{src} \subseteq \lceil \delta^{(1)}(E) \cup (\cup_{k=l}^s E_k^{(1)}) \rceil_{src}. \quad (14)$$

Let $v_i \rightarrow v_j \in \delta^{(2)}(E) \cap E_l^{(1)}$. Note that $v_j \in \lceil \delta^{(2)}(E) \rceil_{tar}$. According to the definition of Delta-property, we have v_j has at least one $(2, \mathbf{G})$ -follower in $\lceil \delta^{(2)}(E) \rceil_{src}$. By Eq. (14) we have v_j has $(2, \mathbf{G})$ -followers in $\lceil \delta^{(1)}(E) \cup (\cup_{k=l}^s E_k^{(1)}) \rceil_{src}$. However, by $v_j \in \lceil E_l^{(1)} \rceil_{tar}$ and the definition of Delta-property, we know that v_j should have no $(2, \mathbf{G})$ -follower in $\lceil \delta^{(1)}(E) \cup (\cup_{t=l}^s E_t^{(1)}) \rceil_{src}$, which leads to conflict. Therefore, $\delta^{(2)}(E) \subseteq \delta^{(1)}(E)$. Note that $|\delta^{(1)}(E)| \geq |\delta^{(2)}(E)| > 0$. Then, we obtain $\delta^{(1)}(E) \subseteq \delta^{(2)}(E)$ in the same way. Consequently, we have $\delta^{(1)}(E) = \delta^{(2)}(E)$.

Case 2: $|\delta^{(2)}(E)| = 0$. We show $|\delta^{(1)}(E)| = 0$ through the reverse proving. Assume $|\delta^{(1)}(E)| > 0$. According to Case 1, we have $\delta^{(1)}(E) \subseteq \delta^{(2)}(E)$. Thus, $|\delta^{(2)}(E)| \geq |\delta^{(1)}(E)| > 0$, which contradicts the assumption that $|\delta^{(2)}(E)| = 0$. Consequently, we have $|\delta^{(1)}(E)| = 0$. Finally, we obtain $\delta^{(1)}(E) = \delta^{(2)}(E) = \emptyset$.

Appendix D: Proof of Theorem 1

Let $\mathbf{G} = \mathbf{G}(t)$ and $|t| = +\infty$. We prove Theorem 1 by showing that if all the edges in E share a common label, then $\Delta(E) = 1$. Let $E(0) = E$. According to Lemma 1, there exists a node v_{i_1} in $\lceil E(0) \rceil_{tar}$ which has no $(2, \mathbf{G})$ -follower in $\lceil E(0) \rceil_{src}$. Let $E(1) = E(0) \setminus \{e \in E(0) | v_{i_1} = \lceil e \rceil_{tar}\}$. Obviously, all the edges in $E(1)$ lie in the same layer of \mathbf{G} . Then by Lemma 1 again, we obtain v_{i_2} in $\lceil E(1) \rceil_{tar}$ which has no $(2, \mathbf{G})$ -follower in $\lceil E(1) \rceil_{src}$. Let $E(2) = E(1) \setminus \{e \in E(1) | v_{i_2} = \lceil e \rceil_{tar}\}$. Repeat this removal operation on E until all the edges in E are removed. Finally, we have $\delta(E) = \emptyset$ and $\Delta(E) = 1$.

References

- [1] S. Boccaletti, G. Bianconi, R. Criado, C. I. Del Genio, J. Gomez-Gardenes, M. Romance, I. Sendina-Nadal, Z. Wang, and M. Zanin. The structure and dynamics of multilayer networks. *Physics Reports*, 544(1):1–122, 2014.
- [2] Y. Y. Ahn, J. P. Bagrow, and S. Lehmann. Link communities reveal multiscale complexity in networks. *Nature*, 466(7307):761–4, 2010.
- [3] A. Clauset, C. Moore, and M. E. Newman. Hierarchical structure and the prediction of missing links in networks. *Nature*, 453(7191):98–101, 2008.
- [4] J. Leskovec, D. Huttenlocher, and J. Kleinberg. Signed networks in social media. In *SIGCHI Conference on Human Factors in Computing Systems*, pages 1361–1370, 2010.
- [5] Vinko Zlatic, Diego Garlaschelli, and Guido Caldarelli. Complex networks with arbitrary edge multiplicities. *Links*, 100(1).
- [6] Federico Battiston, Giulia Cencetti, Iacopo Iacopini, Vito Latora, Maxime Lucas, Alice Patania, Jean-Gabriel Young, and Giovanni Petri. Networks beyond pairwise interactions: structure and dynamics. *Physics Reports*, 2020.
- [7] Valerio Gemmetto, Tiziano Squartini, Francesco Picciolo, Franco Ruzzenenti, and Diego Garlaschelli. Multiplexity and multireciprocity in directed multiplexes. *Physical Review E*, 94(4):042316, 2016.
- [8] S. Pilosof, M. A. Porter, M. Pascual, and S. Kefi. The multilayer nature of ecological networks. *Nature Ecology & Evolution*, 1(4):101, 2017.
- [9] S. V. Buldyrev, R. Parshani, G. Paul, H. E. Stanley, and S. Havlin. Catastrophic cascade of failures in interdependent networks. *Nature*, 464(7291):1025–8, 2010.
- [10] Giona Casiraghi, Antonios Garas, and Frank Schweitzer. Probing the robustness of nested multi-layer networks. *arXiv preprint arXiv:1911.03277*, 2019.

- [11] J. Gao, S. V. Buldyrev, S. Havlin, and H. E. Stanley. Robustness of a network formed by interdependent networks with a one-to-one correspondence of dependent nodes. *Physical Review E*, 85(6):066134, 2012.
- [12] M. de Domenico, C. Granell, M. A. Porter, and A. Arenas. The physics of spreading processes in multilayer networks. *Nature Physics*, 12(10):901–906, 2016.
- [13] G. F. de Arruda, F. A. Rodrigues, and Y. Moreno. Fundamentals of spreading processes in single and multilayer complex networks. *Physics Reports*, 756:1–59, 2018.
- [14] Giona Casiraghi. Multiplex network regression: how do relations drive interactions? *arXiv preprint arXiv:1702.02048*, 2017.
- [15] Giulia Cencetti and Federico Battiston. Diffusive behavior of multiplex networks. *New Journal of Physics*, 21(3):035006, 2019.
- [16] Darko Hric, Tiago P Peixoto, and Santo Fortunato. Network structure, metadata, and the prediction of missing nodes and annotations. *Physical Review X*, 6(3):031038, 2016.
- [17] T. Martin, B. Ball, and M. E. Newman. Structural inference for uncertain networks. *Physical Review E*, 93(1):012306, 2016.
- [18] Zhuo-Ming Ren, An Zeng, and Yi-Cheng Zhang. Structure-oriented prediction in complex networks. *Physics Reports*, 750:1–51, 2018.
- [19] J. Leskovec, D. Huttenlocher, and J. Kleinberg. Predicting positive and negative links in online social networks. In *International Conference on World wide web*, pages 641–650, 2010.
- [20] D. Song and D. A. Meyer. Link sign prediction and ranking in signed directed social networks. *Social Network Analysis and Mining*, 5(1):52, 2015.
- [21] Weiwei Yuan, Chenliang Li, Guangjie Han, Donghai Guan, Li Zhou, and Kangya He. Negative sign prediction for signed social networks. *Future Generation Computer Systems*, 93:962–970, 2019.
- [22] Abtin Khodadadi and Mahdi Jalili. Sign prediction in social networks based on tendency rate of equivalent micro-structures. *Neurocomputing*, 257:175–184, 2017.
- [23] Mohsen Shahriari, Omid Askari Sichani, Joobin Gharibshah, and Mahdi Jalili. Sign prediction in social networks based on users reputation and optimism. *Social Network Analysis and Mining*, 6(1):1–16, 2016.
- [24] L. Lü and T. Zhou. Link prediction in complex networks: a survey. *Physica A-Statistical Mechanics and Its Applications*, 390(6):1150–1170, 2011.
- [25] L. Lu, L. Pan, T. Zhou, Y. C. Zhang, and H. E. Stanley. Toward link predictability of complex networks. *Proceedings of the National Academy of Sciences of the United States of America*, 112(8):2325–30, 2015.
- [26] Federica Parisi, Guido Caldarelli, and Tiziano Squartini. Entropy-based approach to missing-links prediction. *Applied Network Science*, 3(1):1–15, 2018.
- [27] S. N. Dorogovtsev, J. F. F. Mendes, and A. N. Samukhin. Structure of growing networks with preferential linking. *Physical Review Letters*, 85(21):4633–4636, 2000.
- [28] Jonathan L. Herlocker, Joseph A. Konstan, Loren G. Terveen, and John T. Riedl. Evaluating collaborative filtering recommender systems. *ACM Transactions on Information Systems*, 22(1):5–53, 2004.
- [29] J. A. Hanley and B. J. McNeil. The meaning and use of the area under a receiver operating characteristic (roc) curve. *Radiology*, 143(1):29–36, 1982.