

“Don’t quote me on that”: Finding Mixtures of Sources in News Articles

Alexander Spangher Nanyun Peng Jonathan May Emilio Ferrara
Information Sciences Institute / University of Southern California
{spangher, peng, jonmay, ferrarae}@isi.edu

Abstract

Journalists publish statements provided by people, or *sources* to contextualize current events, help voters make informed decisions, and hold powerful individuals accountable. In this work, we construct an ontological labeling system for sources based on each source’s *affiliation* and *role*. We build a probabilistic model to infer these attributes for named sources and to describe news articles as mixtures of these sources. Our model outperforms existing mixture modeling and co-clustering approaches and correctly infers source-type in 80% of expert-evaluated trials. Such work can facilitate research in downstream tasks like opinion and argumentation mining, representing a first step towards machine-in-the-loop *computational journalism* systems.

1 Introduction

A dominant form of information published in news articles is derived from people, called *sources*. Through direct conversation, statements or written correspondence, journalists interact with sources to obtain quotations that inform news consumers’ understanding of current events, facilitate the voting decisions we make in our democracy and hold powerful individuals accountable.

Journalists are trained to think formulaically about the sources they include in their text. Consider the following scenario:

A reporter is assigned a piece by her editor, who says: “*The government is struggling to pass a budget. Find me two congressmen holding up the budget, and three White House officials who will talk about their plans.*”.

This scene illustrates a common formula by which one type of news coverage (“budget” coverage) is conceived and executed, the result of

Representative David R. Obey, a Wisconsin Democrat who serves on the Appropriations Committee, said, “The President and other officials discredit the budget process by not sending us serious proposals.”
Affiliation: Gov. Role: Decision-Maker.
Legend: Source name, Description, Quote.

Box 1: A *named source* is a person in a news article who contributes a quote and allows the journalist to publish their name. Above is an example of a quote given by a source of type *Government Decision Maker*.

which, for one named source, is shown in Box 1. In fact, this scene should not sound at all foreign to readers from a journalistic background. Although news corpora are standard in linguistics research, little attention is given to the highly formulaic, generative process by which these corpora are written.

Here we introduce a taxonomy and a model for one of many generative processes in newsmaking: the inclusion of *named sources*, or named-entities associated with quotations, in news articles. Researchers have noted challenges in analysing quotes in news articles in fields like sentiment analysis (Hussein, 2018), discourse analysis (Vessey, 2013) and opinion mining (Balahur et al., 2009). A common challenge across these domains involves the interdependent nature of quotations: quotes from sources are not included independently in news articles, as is often assumed, but are based on the mixture of voices journalists choose to tell a story.

Computational journalism is an emerging discipline that seeks to apply computational techniques to enhance journalists’ ability to seek new information (Cohen et al., 2011). Researchers in this field attempt to build models for machine-in-the-loop systems to aid journalistic inquiry and pro-

duce more robust news coverage.

In light of that, our motivation is two-fold: an understanding of how sources are used in news articles can inform downstream linguistics tasks that are dependent on mining sources’ quotes for information. It is also a first-step towards tools that can help journalists identify gaps in pieces, find sources more quickly and produce more robust coverage.

1.1 Contributions of this work

Our research advances three distinct directions:

1. We propose a problem definition for the analysis of named sources, as well as an ontology of named sources that categorizes sources into different *source-types* by their *affiliation* and *role* (cf., Section 2).
2. We implement a probabilistic graphical model that captures the mixture of source-types in each news article as a function of news-article type and the words that are associated with each source (cf., Section 4). We evaluate our model with expert annotators and show a predictive accuracy of 80%, well above existing baselines (cf., Section 6).
3. We present analytical insights that (1) lay the groundwork for future studies aimed at helping journalists find sources more quickly; (2) show how our model can be used to analyze trends in news. For instance, we find that between 1999-2002 in *New York Times* front page articles, high-level government officials were quoted less frequently while academic experts were quoted more.¹ (cf., Section 7)

Our work can be helpful for journalists and our broader society: insofar as journalism is a form of information-sharing formalized over centuries of practice, the methods and models that journalists follow can inspire other forms of information-sharing in society.

2 Problem Statement

We seek to model news stories as mixtures of sources (eqn 1), where each source is labeled by a *source-type*. A sample labeled article is shown in Box 2.

¹This coincides with the invasion of Afghanistan, a period in history during which Chivers and Kelly (2018) notes the Pentagon became far less accessible to journalists.

<u>Headline:</u> “DEATH TOLL AT 43, 100 INJURED IN FIRE IN SAN JUAN HOTEL”
<u>Document Type:</u> “Disaster”
<u>Source 1:</u> R. Colon, Gov., <i>Decision-Maker</i>
<u>Source 2:</u> J. Rudden, Gov., <i>Spokesman</i>
<u>Source 3:</u> S. Perez, <i>Corporate, Individual</i>
<u>Source 4:</u> L. Roberts, <i>Victim, Individual</i>
<u>Source 5:</u> P. Sprung, <i>NGO, Actor</i>

Box 2: A sample hand-labeled article showing a news-article of type “Disaster” represented as a set of sources, each labeled ²

$$a_i := [s_1, s_2, \dots, s_n] \quad (1)$$

$$\text{type}(s_j) = r(s_j) \cdot a(s_j) \quad (2)$$

$$\text{type}(a_i) \in \{1, 2, 3 \dots T\} \quad (3)$$

The *source-type* is defined as a concatenation of a source’s identified *affiliation* and *role* (eqn 2). A source’s *affiliation* refers to the kind of organization a source belongs to while *role* represents their role in that organization.³

Each news article is defined by a *document-type* (eqn 3), which influences the mixture of *source-types* present in the article. We next present the source ontology, shown in Table 1, based around the notion of *affiliation* and *role*. We leave to future work a similar explication of news-article types – in this work, we model them as latent variables to be inferred (cf. Section 4).

2.1 Source Ontology

One function of journalism is to interrogate the organizations powering our society. Thus, many sources are from Institutions: *Government, Corporations, Universities, Non-Governmental Organizations* (NGOs). Journalists first seek to quote *decision-makers*: presidents, CEOs, or senators. Sometimes decision-makers only comment though *Representatives*: advisors, lawyers or spokespeople. These sources all typically provide knowledge of the inner-workings of an organization.

Broader views are often sought from *Informational* sources: experts in government or analysts in corporations; scholars in academia or researchers in NGOs. These sources usually provide broader perspectives on topics.

³We emphasize that the focus of the *role* category is on the source’s role in the organization, not the story itself.

			Role		
			<i>Decision Maker</i>	<i>Representative</i>	<i>Informational</i>
Affiliation	Institutional	<i>Government</i>	President, Senator...	Appointee, Advisor...	Expert, Whistle-Blower...
		<i>Corporate</i>	CEO, President...	Spokesman, Lawyer...	Analyst, Researcher...
		<i>NGO</i>	Director, Actor...	Spokesman, Lawyer...	Expert, Researcher...
		<i>Academic</i>	President, Actor...	Trustee, Lawyer...	Expert, Scientist...
		<i>Group</i>	Leader, Founder...	Member, Militia...	Casual, Bystander...
	Individ.	<i>Actor</i>	Individual...	Doctor, Lawyer...	Family, Friends...
		<i>Witness</i>	Voter, Protestor...	Spokesman, Poll...	Bystander...
		<i>Victim</i>	Individual...	Lawyer, Advocate...	Family, Friends...

Table 1: Our source ontology: describes the affiliation and roles that each source can take. A *source-type* is the concatenation of *affiliation* and *role*.

A different category of sources do not belong to formal organizations. They are Individuals: *Actors*, *Victims* and *Witnesses*. These sources differ based on how active a role they take in the events around them: actors affect events around them, while witnesses and victims are neutral or affected by the events around them. Often, these sources cannot be directly reached and journalists seek proxies: family members, lawyers, doctors or spokespeople.

2.2 Source Identification and Representation

We define *sources*, formally, as PERSON named-entities that are quoted: i.e., they are the governor in an *nsubj* dependency with a speaking verb: “say”, “recall”, “continued”, “add”, “tell”, “according to”. Each source is linked to all of her coreferences throughout the text. We represent documents as combinations of *source-words* as well as *background-words*. *Source-words* are all words in the first sentence that mentions a source, as these usually contain identifying information (e.g.: “Mick Mulvaney, the president’s chief of staff.”) as well as all sentences that contain a quote by that source (e.g.: ““Get over it”, said Mulvaney.”). Background words are all other words.

3 Related Work

This work focuses on people quoted in news articles and is part of a broader field of character-based analysis in text.

Persona Modeling Our work builds off Bamman et al. (2013) – which was extended by Card et al. (2016). Authors model characters in text as mixtures of topics, which are themselves influenced by latent “personas.” Both their work and ours seek to learn latent character-types.

There are key differences between our work and theirs: Bamman et al. (2013) view their characters as *doers*. Their characters are villains or heroes who have substantive roles in a plotline. As such, the text associated with characters is *verb* focused.⁴ Our work, in contrast, views characters as information providers, not necessarily active participants in the story.⁵ Thus, we build a different set of rules for associating text with characters. Additionally, there are differences in model structure which we will discuss in Section 4.

Opinion Mining Another strain focuses on characterizing voices in a text by opinion (O’Keefe et al., 2013). Such work has been applied in computational platforms for journalists (Radford et al., 2015) and in fake news detection (Conforti et al., 2018). This strain of research might benefit from the current work: *role* and *affiliation* are as important as other processes in journalistic inquiry. Identifying “supporters” and “opposers” is a very difficult task while analysing *role* and *affiliation* is closer to the journalistic process, as well as an easier task; there are specific keywords and appositive structures journalists use to identify role and affiliation.

Computational Journalism This work also falls into the field of *Computational Journalism*, which seeks to apply computational techniques to enhance the news environment. One vein in this field aims at improving the readers’ experience with news. Researchers have sought to improve detection of incongruent information (Chesney et al.,

⁴This is similar to another strain in character analysis by Field et al. (2019), which analyzes the agency of characters in news stories.

⁵Our characters are primarily associated with a small set of relatively uninteresting speaking verbs: “say,” “explain,” “according to”

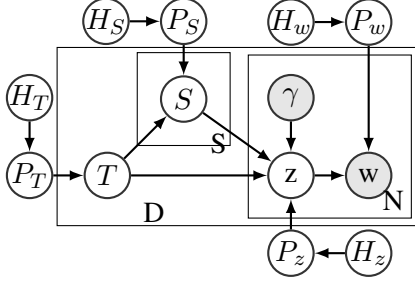


Figure 1: Plate diagram for Source Topic Model

2017), detecting misinformation (Pisarevskaya, 2017), and detecting false claims made in news articles (Adair et al., 2017). Such work can improve readers’ trust in news and enhance news aggregation systems online.

Another vein aims at improving journalists’ story-writing abilities. One direction analyses revision logs (Tamori et al., 2017) as a step towards automatic revision systems. Other research in this area seeks to identify and recommend relevant angles that have not been written yet for a trending story (Cucchiarelli et al., 2017). Yet another direction aims to improve headline-writing by suggesting catchy headlines (Szymanski et al., 2017). We see our source-modeling as relevant in this direction: mixture modeling of sources in documents can possibly identify gaps in stories and assess which sources to include.

Within this broad field, our work aims at aiding journalists by leading towards machine-in-the-loop systems. Overview, for instance, is a tool that helps investigative journalists comb through large corpora (Brehmer et al., 2014). Workbench is another tool by the same authors aiming to facilitate web scraping and data exploration (Stray). Work by Diakopoulos et al. (2010) aims to surface social media posts that are *unique* and *relevant*. Our work is especially relevant in this vein. We envision characterizations of source types being combined with knowledge graphs to lead to similar tools for finding relevant sources, and suggesting sources to add to a story.

4 Model

As shown in Figure 1, our model observes a switching variable, γ and the words, w , in each document. The switching variable, γ is observed according to rules defined in Section 2.2 and takes one of two values: “source word” for words that are associated with a source “background”, for

words that are not.

The model then infers source-type, S , document type T , and word-topic z . These variables are all categorical. All of the variables labeled P in the diagram represent Dirichlet Priors, while all of the variables labeled H in the diagram represent Dirichlet Hyperpriors.

Our generative story is as follows:

For each document $d = 1, \dots, D$:

1. Sample a document type $T_d \sim \text{Cat}(P_T)$
2. For each source $s = 1, \dots, S_{(d,n)}$ in document:
 - (a) Sample source-type $S_s \sim \text{Cat}(P_S^{(T_d)})$
3. For each word $w = 1, \dots, N_w$ in document:
 - (a) If $\gamma_{d,w} = \text{“source word”}$, sample word-topic $z_{d,w} \sim \text{Cat}(P_z^{(S_s)})$
 - (b) If $\gamma_{d,w} = \text{“background”}$, sample word-topic $z_{d,w} \sim \text{Cat}(P_z^{(T_d)})$
 - (c) Sample word $w \sim \text{Cat}(z_{d,n})$

The key variables in our model, which we wish to infer, are the document type (T_d) for each document, and the source-type ($S_{(d,n)}$) for each source. It is worth noting a key difference in our model architecture: Bamman et al. (2013) assume that there is an unbounded set of mixtures over person-types. In other words, in step 2, S_s is drawn from a document-specific Dirichlet distribution, $P_S^{(d)}$. While followup work by Card et al. (2016) extends Bamman et al. (2013)’s model to ameliorate this, Card et al. (2016) do not place prior knowledge on the number of document types, and rather draw from a Chinese Restaurant Process.⁶ We constraint the number of *document-types*, anticipating in later work that we will bound news-article types into a set of common archetypes, much like we did for *source-types*.

Additionally, both previous models represent documents solely as mixtures of characters. Ours, on the other hand, allows the type of a news article, T , to be determined both by the mixture of sources present in that article, and the other words in that article. For example, a *crime* article might have sources like a government official, a witness, and a victim’s family member, but it might also include words like “gun”, “night” and “arrest” that are not included in any of the source words.

⁶Card et al. (2016) do not make their code available for comparison.

4.1 Inference

We construct the joint probability and collapse out the Dirichlet variables: P_w, P_z, P_S, P_T to solve a Gibbs sampler. Next, we discuss the document-type, source-type, and word-topic inferences.

4.1.1 Document-Type inference

First, we sample a document-type $T_d \in 1, \dots, T$ for each document:

$$p(T_d | T_{-d}, s, z, \gamma, H_T, H_S, H_Z) \propto (H_{TT_d} + c_{T_d,*}^{(-d)}) \times \prod_{s=1}^{S_d} \frac{(H_{Ss} + c_{T_d,s,*})}{(c_{T_d,*,*} + SH_S)} \times \prod_{j=1}^{N_T} \frac{(H_{zj} + c_{k,*}^{T_d,*})}{(c_{*,*,T_d,*} + KH_Z)} \quad (4)$$

where the first term in the product is the probability attributed to document-type: $c_{T_d,*}^{(-d)}$ is the count of all documents with type T_d , not considering the current document d 's assignment. The second term is the probability attributed to source-type in a document: the product is over all sources in document d . Whereas $c_{T_d,s,*}$ is the count of all sources of type s in documents of type T_d , and $c_{T_d,*,*}$ is the count of all sources of any time in documents of type T_d . The third term is the probability attributed to word-topics associated with the background word: the product is over all background words in document d . Here, $c_{k,*}^{T_d,*}$ is the count of all words with topic k in document type T_d , and $c_{*,*,T_d,*}$ is the count of all words in documents of type T_d .

4.1.2 Source-Type Inference

Next, having assigned each document a type, T_d , we sample a source-type $S_{(d,n)} \in 1, \dots, S$ for each source.

$$p(S_{(d,n)} | S_{-(d,n)}, T, z, H_T, H_S, H_Z) \propto (H_{SS_{(d,n)}} + c_{T_d,S_{(d,n)},*}^{(-d,n)}) \times \prod_{j=1}^{N_{S_{(d,n)}}} \frac{(H_{zj} + c_{z_j,*,S_{(d,n)},*})}{(c_{*,*,S_{(d,n)},*} + KH_Z)} \quad (5)$$

The first term in the product is the probability attributed to the source-type: $c_{T_d,S_{(d,n)},*}^{(-d,n)}$ is the count of all sources of type $S_{(d,n)}$ in documents of type T_d , not considering the current source's source-type assignment. The second term in the product is the probability attributed to word-topics of words assigned to the source: the product is over all words associated with source n in document d . Here, $c_{z_j,*,S_{(d,n)},*}$ is the count of all

words with topic z_j and source-type $S_{(d,n)}$, and $c_{*,*,S_{(d,n)},*}$ is the count of all words associated with source-type $S_{(d,n)}$.

4.1.3 Word-topic Inference

Finally, having assigned each document a document-type and source a source-type, we sample word-topics. For word i, j , if it is associated with sources ($\gamma_{i,j} = \text{Source Word}$), we sample:

$$p(z_{(i,j)} | z^{-(i,j)}, S, T, w, \gamma, H_w, H_S, H_T, H_Z) \propto (c_{z_{i,j},*,S_d,*}^{-(i,j)} + H_{zz_{i,j}}) \times \frac{c_{z_{i,j},*,w_{i,j},*}^{-(i,j)} + H_w}{c_{z_{i,j},*,*,*}^{-(i,j)} + VH_w} \quad (6)$$

The first term in the product is the word-topic probability: $c_{z_{i,j},*,S_d,*}^{-(i,j)}$ is the count of word-topics associated with source-type S_d , not considering the current word. The second term is the word probability: $c_{z_{i,j},*,w_{i,j},*}^{-(i,j)}$ is the count of words of type $w_{i,j}$ associated with word-topic $z_{i,j}$, and $c_{z_{i,j},*,*,*}^{-(i,j)}$ is the count of all words associated with word-topic $z_{i,j}$.

For word i, j , if it is associated with background word-topic ($\gamma_{i,j} = \text{Background}$), we sample:

$$p(z_{(i,j)} | z^{-(i,j)}, S, T, w, \gamma, H_w, H_S, H_T, H_Z) \propto (c_{z_{i,j},*,T_d,*}^{-(i,j)} + H_{zz_{i,j}}) \times \frac{c_{z_{i,j},*,w_{i,j},*}^{-(i,j)} + H_w}{c_{z_{i,j},*,*,*}^{-(i,j)} + VH_w} \quad (7)$$

Equation 7 is nearly identical to 6, with the exception of the first term, the word-topic probability term, where $c_{z_{i,j},*,T_d,*}^{-(i,j)}$ refers to the count of words associated with word-topic $z_{i,j}$ in document-type T_d , not considering the current word. The second term, the word probability term, is identical.

5 Data

We use the *New York Times* Annotated Corpus⁷ for training and evaluation, which contains 1.8 million articles published during 1987–2007, as well as metadata information for each article, including the date of publication and the page of the newspaper the article was printed on. We take all articles that appeared on the front-page (A1) of the *New York Times* on Monday-Friday.⁸ This results in approx. 30,000 articles. When training our model,

⁷<https://catalog.ldc.upenn.edu/LD C2008T19>

⁸Stories published on weekend days tend to be longer, investigative pieces or analysis pieces that have significantly different structure from typical daily news stories. Thus, to bound our analysis we focus on weekday front-page stories.

we further restrict the set of articles we consider to those that include at least one source. This leaves us with approx. 25,000 articles in our corpora.

6 Experiments

We run our topic model over a range of latent topics, K . We display results for $K = 25$. We specify a set of 26 *source-types* defined by our source-ontology. Our subject-matter experts manually tag 1,000 source-types as training data (out of 125,000 source-types total), which we use to train our topic model in a semi-supervised setting.

After the model completes, we examine the latent source-types assigned to each source in our dataset and our subject-matter experts manually check the labels assigned to 1,000 of these sources as validation data.

We have an overall accuracy-rate of 79%, with an inter-annotator agreement $> 80\%$ by two annotators. We compare our model against 4 baseline models, shown in Figure 2. The models are: **SM+L** is our semi-supervised source topic-model. **SM-L** is our source topic model run without labels. **PM** is Bamman et al. (2013)’s Persona topic model run on news corpora with our text-processing rules (described in Section 2)⁹. **VPM** is a vanilla version of the Persona topic model run on our news corpora with Bamman et al. (2013)’s text-processing rules. Finally, **BC** is a Spectral co-clustering approach (Dhillon, 2001).¹⁰

We use the same hyperparameters for each of the models, and for the unsupervised models, we assign cluster index with source role by examining the PMI between labels and cluster index for data in the labeled training dataset.

The overall accuracy of both **SM-L** and **SM+L**, as shown in Figure 2a beats the other baselines, indicating that our modeling choices provide necessary signal.

According to Figure 2b, **SM+L** outperforms other models by a large margin for all the *Institutional* source-types (scoring a maximum accuracy of .90 for source-types of “NGO” affiliation). **SM+L** underperforms on the *Individual* categories, scoring a minimum of .33 for “Victim” affiliation.

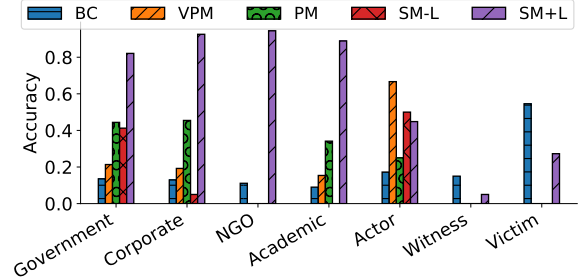
Interestingly, for the *Actor* category, the **VPM** outperforms other models. This might be due

⁹For this run, we treat all words our rules associate with sources as *Agent* words in Bamman et al. (2013)’s schema

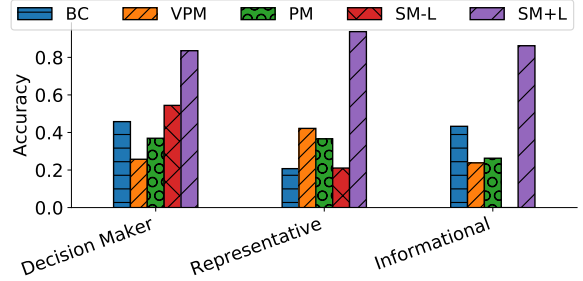
¹⁰We use scikit-learn’s implementation.

Model	VPM	BC	PM	SM-L	SM+L
Acc.	.01	.02	.08	.13	.80

(a) Overall accuracy on ground-truth labeled set across source-types. Our semi-supervised *Source Topic Model* (SM+L) outperforms all other models by a wide margin.



(b) Accuracy for *affiliation* across source-types. Our semi-supervised *Source Topic Model* (SM+L) outperforms all other models by a wide margin in *Institutional* categories: *Government*, *Corporate*, etc, but underperforms in *Individual* categories.



(c) Accuracy for *role* labels. Our semi-supervised *Source Topic Model* (SM+L) outperforms all other models across categories.

Figure 2: Accuracy of post-training validation shown across different source-types.

to the emphasis on verbs **VPM** places on the words it associates with characters during text-preprocessing (see Section 3). Although many source-types are not specifically associated with verbs, *Actors* are appear to be generally defined by their action, which allows this model to perform well.

As shown in Figure 2c, **SM+L** outperforms all other models on roles, scoring above 80% accuracy for all categories, although the semi-supervision plays a large role, as **SM-L** is one of the worst-performers. A different modeling approach, or perhaps more supervision (or weak supervision) might help us yield even more improvements in performance.

7 Analytical Insights

We show two analyses from our **SM+L** model: (1) the description of source-types, and (2) the break-

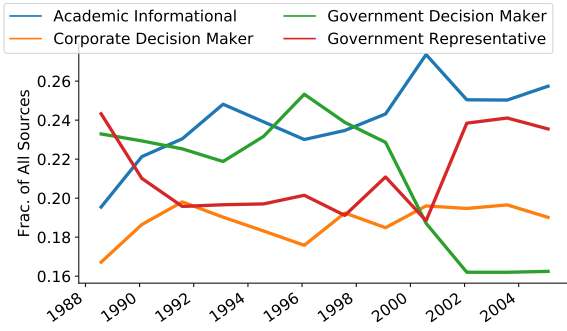


Figure 3: Counts of Source Types used over time (18 month buckets), normalized by all sources.

down of source-types by document-type. In the following section, source-type labels are assigned based on the source-type indices fixed to the gold labels in our training set.

7.1 Description of Source-Types

We examine how often different types of sources are used. Table 2 shows the aggregate count of source-types throughout our corpus. *Academic-Informational* are used the most, followed by *Government Representatives* and *Decision-Makers*, while *Victims*, *Actors* and *Witnesses* are used the least.

Additionally, we examine the breakdown of source-type over time. Figure 3 shows the count of a selected group of source-types during 1987–2008 in the *New York Times*. One startling shift is the sharp drop in *Government Decision-Makers* relative to other source-types shown. In 1999–2002, *Government Decision-Makers* went from having one of the largest presences in the press to having one of the smallest. This indicates a sharp change in the accountability of government.

Finally, we examine the top three topics associated with a selection of source-types, shown in Table 3. For example, *academic-expert* sources are most commonly associated with a “research/student” topic, a “hospital/study” topic and a care-giving topic.

This kind of analysis can be useful in future work for identifying the types of sources used implicitly (Pareti et al., 2013). We envision an additional computational journalism application for this work in being able to compile and categorize source-types from external knowledge bases for journalists to use.

Source Role	Count
academic-expert	30,626
government-representative	26,521
government-decision-maker	25,432
corporate-decision-maker	23,620
corporate-representative	6,037
ngo-expert	2,983
witness-individual	529
actor-individual	505
victim-individual	403

Table 2: Counts of selected source types throughout the corpus.

7.1.1 Source-Types by Document Type

Finally, we can interrogate the relationship between different document types and the source-types used in them. This direction is an active area of ongoing work: presently, we lack a collaborative understanding of the generative news-article types that newsrooms produce. However, we can still glean some interesting insights.

Table 4 shows the top source-types associated with the document-types our model learns. We show several interesting combinations learned by our model. For example, news articles of type **Document Type 3** tend to contain more *Government Decision-Makers*, *Victim-Lawyers* and *Corporate Victims* than other document types: this category includes stories about corporate fraud or misconduct being litigated in courts, and draw in those affected by corporations and government actors involved in resolving disputes. News articles of type **Document Type 16** tend to contain more *Corporate Analysts*, *Government Experts* and *Academic Experts* than other categories of news: these articles tend to be analysis pieces about the state of the world that draw in experts to comment.

We envision a promising future direction for this kind of analysis: A system could check a half-finished piece and recognize the source-gaps that exist before a first-draft is shown to an editor. An editor could check summary statistics about various story types to decide to include more *Witness*-type sources in relevant types of coverage. These and others are directions we hope this research can follow in the future.

Source-Type	Top Topics	Source-Type	Top Topics
academic-expert	research, child, student; like, hospital, study; care, come, time	actor-individual	year, include, agree; time, issue, party; make, woman, family
corporate-decision-maker	work, think, add; official, program, come; make, woman, family	corporate-spokesman	price, month, yesterday; official, program, come; try, government, support
government-advisor	staff, today, force; add, case, adviser; win, include, tax	government-decision-maker	interview, committee, member; make, election, lead; force, come, statement
government-lawyer	add, case, adviser; office, investigate, counsel; work, member, record	government-spokesman	try, government, support; add, case, adviser; office, investigation, counsel
ngo-expert	research, child, student; like, hospital, study; make, work, million	victim-individual	year, include, agree; make, woman, family; official, program, come
victim-lawyer	win, include, tax; make, work, million; like, hospital, study	witness-casual	like, far, percent; make, election, lead; work, member, record

Table 3: Top topics associated with selected source types. Top three topics are weighted by PMI.

Doc-Type	Top Source-Types		
0	actor-doctor	victim-relative	government-lawyer
1	witness-casual	academic-expert	actor-individual
3	government-decision-maker	victim-lawyer	corporate-victim
8	government-decision-maker	actor-lawyer	government-expert
10	academic-decision-maker	victim-individual	witness-casual
11	government-decision-maker	government-spokesman	government-advisor
16	corporate-analyst	government-expert	academic-expert
17	corporate-victim	victim-relative	government-advisor

Table 4: Topic Source-types associated with each document-type, ordered by PMI. Possibly relevant combinations selected for display by journalist collaborators.

8 Conclusions

In conclusion, we have shown a more nuanced way of thinking about the voices used in journalism. We have developed a model that shows news articles as mixtures of sources, and have begun to explore the different types of news articles that would require different types of sources. We have used this model to predict source-types present in unlabeled articles, with promising degrees of accuracy. Furthermore, our model yields useful analytical insights that allow us to interrogate various relationships including how different types of sources are referenced, portraying editorial norms that vary in time and context; and how different document types use different sources.

Future work holds promise both for (1) improving our categorization schemes, (2) improving our modeling approach and (3) finding downstream applications both in news production and news analysis for such an approach. Overall, we intend this work to serve as a demonstration of how the types of generative processes behind news can be quantified, and the results of such an effort.

References

- Bill Adair, Chengkai Li, Jun Yang, and Cong Yu. 2017. Progress toward “the holy grail”: The continued quest to automate fact-checking. In *Computation+ Journalism Symposium, Evanston*.
- Alexandra Balahur, Ralf Steinberger, Erik van der Goot, Bruno Pouliquen, and Mijail Kabadjov. 2009. Opinion mining on newspaper quotations. In *Proceedings of the 2009 IEEE/WIC/ACM International Joint Conference on Web Intelligence and Intelligent Agent Technology-Volume 03*, pages 523–526. IEEE Computer Society.
- David Bamman, Brendan O’Connor, and Noah A Smith. 2013. Learning latent personas of film characters. In *Proceedings of the 51st Annual Meeting of the Association for Computational Linguistics (Volume 1: Long Papers)*, pages 352–361.
- Matthew Brehmer, Stephen Ingram, Jonathan Stray, and Tamara Munzner. 2014. Overview: The design, adoption, and analysis of a visual document mining tool for investigative journalists. *IEEE transactions on visualization and computer graphics*, 20(12):2271–2280.
- Dallas Card, Justin Gross, Amber Boydston, and Noah A. Smith. 2016. [Analyzing framing through the casts of characters in the news](#). In *Proceedings of the 2016 Conference on Empirical Methods in Natural Language Processing*, pages 1410–1420, Austin, Texas. Association for Computational Linguistics.
- Sophie Chesney, Maria Liakata, Massimo Poesio, and Matthew Purver. 2017. [Incongruent headlines: Yet another way to mislead your readers](#). In *Proceedings of the 2017 EMNLP Workshop: Natural Language Processing meets Journalism*, pages 56–61, Copenhagen, Denmark. Association for Computational Linguistics.
- CJ Chivers and Mary Louise Kelly. 2018. Correspondent reflects on nearly 17 years of war in afghanistan in ‘the fighters’.
- Sarah Cohen, James T Hamilton, and Fred Turner. 2011. Computational journalism. *Communications of the ACM*, 54(10):66–71.
- Costanza Conforti, Mohammad Taher Pilehvar, and Nigel Collier. 2018. Towards automatic fake news detection: cross-level stance detection in news articles. In *Proceedings of the First Workshop on Fact Extraction and VERification (FEVER)*, pages 40–49.
- Alessandro Cucchiarelli, Christian Morbidoni, Giovanni Stilo, and Paola Velardi. 2017. [What to write? a topic recommender for journalists](#). In *Proceedings of the 2017 EMNLP Workshop: Natural Language Processing meets Journalism*, pages 19–24, Copenhagen, Denmark. Association for Computational Linguistics.
- Inderjit S Dhillon. 2001. Co-clustering documents and words using bipartite spectral graph partitioning. In *Proceedings of the seventh ACM SIGKDD international conference on Knowledge discovery and data mining*, pages 269–274. ACM.
- Nicholas Diakopoulos, Mor Naaman, and Funda Kivran-Swaine. 2010. Diamonds in the rough: Social media visual analytics for journalistic inquiry. In *2010 IEEE Symposium on Visual Analytics Science and Technology*, pages 115–122. IEEE.
- Anjalie Field, Gayatri Bhat, and Yulia Tsvetkov. 2019. Contextual affective analysis: A case study of people portrayals in online#metoo stories. In *Proceedings of the International AAAI Conference on Web and Social Media*, volume 13, pages 158–169.
- Doaa Mohey El-Din Mohamed Hussein. 2018. A survey on sentiment analysis challenges. *Journal of King Saud University-Engineering Sciences*, 30(4):330–338.
- Tim O’Keefe, James R Curran, Peter Ashwell, and Irena Koprinska. 2013. An annotated corpus of quoted opinions in news articles. In *Proceedings of the 51st Annual Meeting of the Association for Computational Linguistics (Volume 2: Short Papers)*, pages 516–520.
- Silvia Pareti, Tim O’Keefe, Ioannis Konstas, James R. Curran, and Irena Koprinska. 2013. [Automatically detecting and attributing indirect quotations](#). In *Proceedings of the 2013 Conference on Empirical Methods in Natural Language Processing*, pages 989–999, Seattle, Washington, USA. Association for Computational Linguistics.
- Dina Pisarevskaya. 2017. [Deception detection in news reports in the Russian language: Lexics and discourse](#). In *Proceedings of the 2017 EMNLP Workshop: Natural Language Processing meets Journalism*, pages 74–79, Copenhagen, Denmark. Association for Computational Linguistics.
- Will Radford, Daniel Tse, Joel Nothman, Ben Hachey, George Wright, James R Curran, Will Cannings, Tim O’Keefe, Matthew Honnibal, David Vadas, et al. 2015. The computable news project: research in the newsroom. In *Proceedings of the 24th International Conference on World Wide Web*, pages 903–908. ACM.
- Jonathan Stray. [Introducing workbench](#).
- Terrence Szymanski, Claudia Orellana-Rodriguez, and Mark T Keane. 2017. Helping news editors write better headlines: A recommender to improve the keyword contents & shareability of news headlines. *arXiv preprint arXiv:1705.09656*.
- Hideaki Tamori, Yuta Hitomi, Naoaki Okazaki, and Kentaro Inui. 2017. [Analyzing the revision logs of a Japanese newspaper for article quality assessment](#). In *Proceedings of the 2017 EMNLP Workshop: Natural Language Processing meets Journalism*, pages 46–50, Copenhagen, Denmark. Association for Computational Linguistics.

Rachelle Vessey. 2013. Challenges in cross-linguistic corpus-assisted discourse studies. *Corpora*, 8(1):1–26.