



























The Simons Observatory: the Large Aperture Telescope (LAT)

ZHILEI XU ^{1,2} SHUNSUKE ADACHI ³ PETER ADE⁴ J. A. BEALL⁵ TANAY BHANDARKAR¹ J. RICHARD BOND⁶,
GRACE E. CHESMORE⁷ YUJI CHINONE ^{8,3} STEVE K. CHOI^{9,10} JAKE A. CONNORS¹¹ GABRIELE COPPI¹²,
NICHOLAS F. COTHARD¹³ KEVIN D. CROWLEY¹⁴ MARK DEVLIN¹ SIMON DICKER ¹ BRADLEY DOBER ¹¹,
SHANNON M. DUFF⁵ NICHOLAS GALITZKI ¹⁵ PATRICIO A. GALLARDO ⁹ JOSEPH E. GOLEC ⁷,
JON E. GUDMUNDSSON ¹⁶ SAIANEESH K. HARIDAS ¹ KATHLEEN HARRINGTON¹⁷ CARLOS HERVIAS-CAIMAPO ¹⁸,
SHUAY-PWU PATTY HO¹⁹ ZACHARY B. HUBER ⁹ JOHANNES HUBMAYR⁵ JEFFREY IULIANO ¹ DAISUKE KANEKO²⁰,
ANNA M. KOFMAN¹ BRIAN J. KOOPMAN ²¹ JACK LASHNER ²² MICHELE LIMON ¹ MICHAEL J. LINK⁵,
TAMMY J. LUCAS⁵ FREDERICK MATSUDA ²³ HEATHER MCCARRICK¹⁴ FEDERICO NATI ²⁴ MICHAEL D. NIEMACK^{9,10,25},
JOHN ORLOWSKI-SCHERER¹ LUCIO PICCIRILLO²⁶ KAREN PEREZ SARMIENTO¹ EMMANUEL SCHAAN ^{27,28},
MAXIMILIANO SILVA-FEAVER ¹⁵ RITA SONKA ¹⁴ SHREYA SUTARIYA⁷ OSAMU TAJIMA²⁹ GRANT P. TEPLY¹⁵,
TOMOKI TERASAKI³⁰ ROBERT THORNTON^{1,31} CAROLE TUCKER ⁴ JOEL ULLOM⁵ EVE M. VAVAGIAKIS⁹,
MICHAEL R. VISSERS⁵ SAMANTHA WALKER ^{5,32} ZACHARY WHIPPS⁵ EDWARD J. WOLLACK ³³ MARIO ZANNONI ²⁴,
NINGFENG ZHU¹ AND ANDREA ZONCA ³⁴

THE SIMONS OBSERVATORY COLLABORATION

¹Department of Physics and Astronomy, University of Pennsylvania, Philadelphia, PA, 19104 USA

²MIT Kavli Institute, Massachusetts Institute of Technology, Cambridge, MA, 02139 USA

³Kavli IPMU, WPI, UTIAS, The University of Tokyo, Kashiwa, Chiba 277-8583, Japan

⁴Department of Physics and Astronomy, Cardiff University, The Parade, Cardiff CF24 3AA, UK

⁵Quantum Sensors Group, National Institute of Standards and Technology, 325 Broadway, Boulder, CO 80305, USA

⁶Canadian Institute for Theoretical Astrophysics, 60 St. George Street, University of Toronto, Toronto, ON, M5S 3H8, Canada

⁷Department of Physics, University of Chicago, 5720 South Ellis Avenue, Chicago, IL 60637, USA

⁸Research Center for the Early Universe, School of Science, The University of Tokyo, Tokyo 113-0033, Japan

⁹Department of Physics, Cornell University, Ithaca, NY 14853, USA

¹⁰Department of Astronomy, Cornell University, Ithaca, NY 14853, USA

¹¹Department of Physics, University of Colorado Boulder, Boulder, CO 80305, USA

¹²Department of Physics, University of Milano-Bicocca, Milano (MI), Italy

¹³Department of Applied and Engineering Physics, Cornell University, Ithaca, NY 14853, USA

¹⁴Department of Physics, Princeton University, Princeton, NJ 08544, USA

¹⁵Department of Physics, University of California San Diego, La Jolla, CA 92093, USA

¹⁶The Oskar Klein Centre, Department of Physics, Stockholm University, SE-106 91 Stockholm, Sweden

¹⁷Department of Astronomy and Astrophysics, University of Chicago, 5640 South Ellis Avenue, Chicago, IL 60637, USA

¹⁸Department of Physics, Florida State University, Tallahassee, FL 32306, USA

¹⁹Department of Physics, Stanford University, 382 Via Pueblo, Stanford, CA 94305, USA

²⁰Institute of Particle and Nuclear Studies, High Energy Accelerator Research Organization, 305-0801, Oho 1-1, Tsukuba, Ibaraki, Japan

²¹Department of Physics, Yale University, New Haven, CT 06520, USA

²²Department of Physics and Astronomy, University of Southern California, 3551 Trousdale Pkwy, Los Angeles, CA 90089, USA

²³Institute of Space and Astronautical Science (ISAS), JAXA, Sagami-hara, Kanagawa 252-5210, Japan

²⁴Department of Physics, University of Milano Bicocca, Piazza della Scienza, 3, Milano 20126, Italy

²⁵Kavli Institute at Cornell for Nanoscale Science, Cornell University, Ithaca, NY 14853, USA

²⁶Department of Physics and Astronomy, The University of Manchester, Oxford Rd, Manchester M13 9PL, UK

²⁷Lawrence Berkeley National Laboratory, One Cyclotron Road, Berkeley, CA 94720, USA

²⁸Berkeley Center for Cosmological Physics, UC Berkeley, CA 94720, USA

²⁹Division of Physics and Astronomy, Kyoto University, Kitashirakawa-Oiwakecho, Sakyo-ku, Kyoto 606-8502, Japan

³⁰Department of Physics, School of Science, The University of Tokyo, Tokyo 113-0033, Japan

³¹*Department of Physics, West Chester University of Pennsylvania, West Chester, PA 19383, USA*

³²*Department of Astrophysical and Planetary Sciences, University of Colorado Boulder, Boulder, CO 80309, USA*

³³*NASA/Goddard Space Flight Center, 8800 Greenbelt Rd, Greenbelt, MD 20771, USA*

³⁴*San Diego Supercomputer Center, University of California San Diego, La Jolla, California, USA*

ABSTRACT

The Simons Observatory (SO) is a Cosmic Microwave Background (CMB) experiment to observe the microwave sky in six frequency bands from 30 GHz to 290 GHz. The Observatory—at ~ 5200 m altitude—comprises three Small Aperture Telescopes (SATs) and one Large Aperture Telescope (LAT) at the Atacama Desert, Chile. This research note describes the design and current status of the LAT along with its future timeline.

Keywords: Observational cosmology (1146), Early universe (435), Cosmic inflation (319), Cosmic microwave background radiation (322), Astronomical instrumentation (799), Time domain astronomy (2109)

1. INTRODUCTION

The Simons Observatory (SO) (Galitzki et al. 2018; Ade et al. 2019) is a cosmic microwave background experiment being built at the Chilean Atacama Desert. SO will have one large-aperture 6-m telescope (LAT) (Parshley et al. 2018) and three small-aperture 0.5-m telescopes (SATs) (Ali et al. 2020), with a total of 60,000 polarization-sensitive transition-edge sensors (TESes) (Healy et al. 2020) in the initial configuration.

The SATs target large angular scales, mapping $\sim 10\%$ of the sky to a noise level of $2 \mu\text{K-arcmin}$ in combined 90 and 150 GHz bands.¹ The primary science goal of the SATs is to measure the primordial perturbation tensor-to-scalar ratio (r), at a target level of $\sigma(r)=0.003$.

The LAT will map $\sim 40\%$ of the sky at arcminute angular resolution to an expected noise level of $6 \mu\text{K-arcmin}$ in combined 90 and 150 GHz bands¹ to measure the integrated mass distribution in the universe, constrain the effective number of relativistic species, measure the sum of the neutrino masses, and improve our understanding of galaxy evolution and cosmic reionization. The LAT will also conduct a wide-field microwave survey for time-domain astronomy. The 40% sky coverage overlaps with future astronomical surveys, including DESI² (DESI Collaboration 2016) and LSST³ (Ivezić et al. 2019).

2. THE LAT DESIGN AND CURRENT STATUS

The SO LAT adopts a coma-corrected, 6-m aperture, crossed-Dragone optical design (Niemack 2016). The telescope design delivers a 1.9-m diameter focal plane at 100 GHz (3 mm wavelength). Both the 6-m mirrors are formed by rectangular panels (Woody et al. 2008): 77 panels for the primary mirror and 69 panels for the secondary mirror. The panels are supported by carbon fiber backup structures, and can be individually adjusted for alignment. As shown in Figure 1, the elevation structure rotates to change observation elevation. The entire telescope structure rotates, around the support cone, to change azimuth.

Light entering the telescope elevation structure is reflected twice before entering the telescope camera: the Large Aperture Telescope Receiver (LATR) (Xu et al. 2020; Zhu et al. 2021). The LATR is mounted on a support cradle that co-rotates along the elevation structure. The co-rotation maintains constant secondary mirror illumination for maximal optical stability. The LATR, which measures 2.3 m in diameter and 2.6 m in length, contains cold optics to re-image the telescope focal plane. The LATR contains five cryogenic temperature stages (80 K, 40 K, 4 K, 1 K, 100 mK). The 80 K, 40 K, and 4 K stages are cooled by pulse tube refrigerators; the 1 K and 100 mK stages are cooled by a dilution refrigerator. The LATR is capable of cooling up to 13 optics tubes (OTs) with initial deployment of 7. Each OT contains cold optics and TES detectors, which are read out by microwave-multiplexing (Dober et al. 2021). The LATR 100 mK stage is capable of cooling $>70,000$ detectors (along with their support structures) to <100 mK on a 1.9-m diameter focal plane.

¹ Although two frequency bands are mentioned here, maps will be available for all six frequency bands at 30, 40, 90, 150, 230, and 290 GHz.

² DESI website: <https://www.desi.lbl.gov/>

³ LSST website: <https://www.lsst.org/>

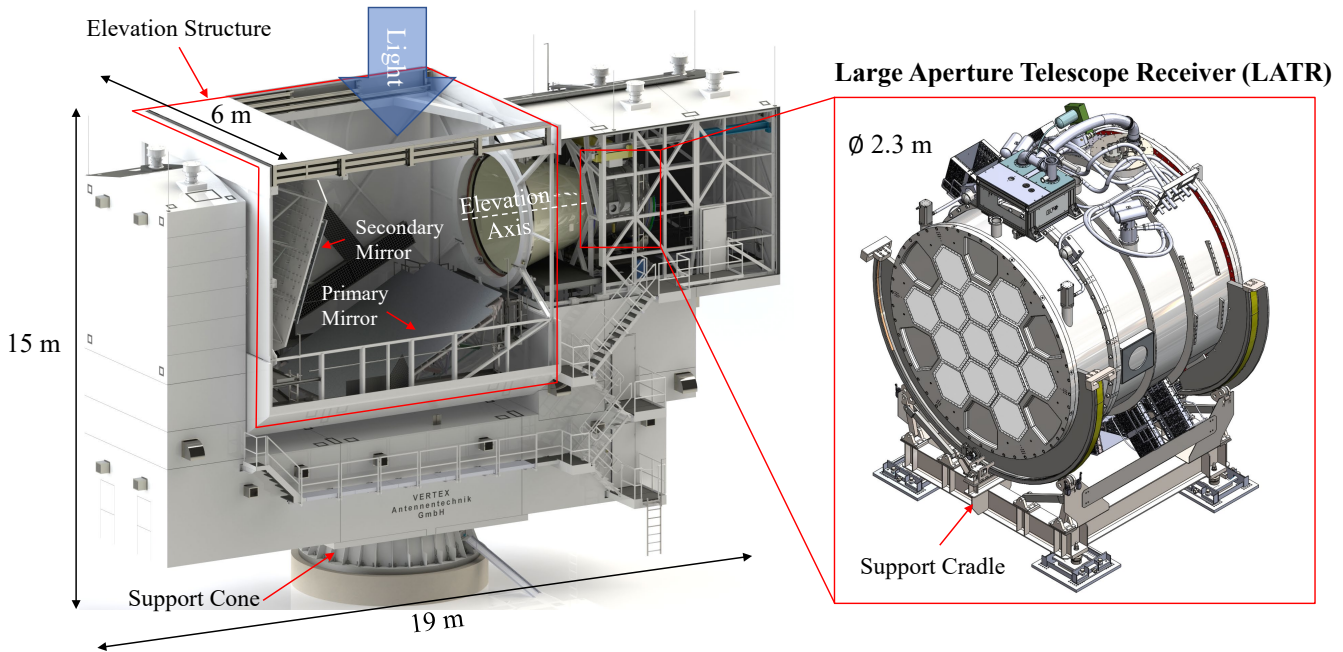


Figure 1. The LAT and its cryogenic receiver (LATR). The left image shows the rendering of the LAT. The support cone and the elevation axis are annotated, about which the telescope performs azimuth and elevation rotations during observation. The elevation structure is annotated and is looking at the zenith through the opening at the top. Within the elevation structure, two 6-m mirrors are shown to reflect light into the LATR. The right image shows the LATR from its light-receiving side. With a diameter of 2.3 m, the LATR is the largest sub-Kelvin steerable cryogenic receiver ever built (Xu et al. 2020; Zhu et al. 2021). The support cradle co-rotates the LATR with the elevation structure to mitigate optical systematics.

The LAT is currently being manufactured and tested at Vertex Antennentechnik GmbH⁴ in Germany. The SO collaboration is working closely with Vertex in the testing and validation procedure before the LAT shipment to Chile.

For the LATR, after our design was finalized, we collaborated with a vendor⁵ for manufacturing. The LATR vacuum and cryogenic shells were delivered to the University of Pennsylvania in 2019. Since then, the LATR has gone through extensive testing and integration. Currently, the LATR is fully equipped with the vacuum system, the thermometry system, and the cryogenic system. The cold optics performance and the detector/readout functionality have been validated. Three OTs are installed in the LATR for initial testing without focal-plane modules or cold optics. Four more OTs are scheduled to be added soon.

In addition, the LATR has passed mechanical and cryogenic tests. The mechanical test verifies that the structure holds its $\sim 5,000$ kg weight and supports atmospheric pressure on its ~ 27 m² exterior surface. The cryogenic test demonstrates that each temperature stage

cools below the required base temperatures within expected time (Coppi et al. 2018). Specifically, based on the 3-OT test, the fully-equipped 13-OT 100 mK stage is projected to reach <100 mK base temperature in <18 days. Thermal loading on the fully-equipped 100 mK stage is expected to be <70 μ W (Xu et al. 2020; Zhu et al. 2021).

The scale and complexity of implementing the microwave-multiplexing technology in the LATR is unprecedented; preliminary detector/readout testing results show no signs of additional systematics compared to results from test cryostats (Xu et al. 2020). The detector/readout system (along with the cryogenic system) is currently being tested for susceptibility to mechanical vibration, environmental temperature, external magnetic field, radio-frequency interference.

A subset of the OTs are being optically tested in a test cryostat at the University of Chicago (Harrington et al. 2020). These tests aim to validate the optical design of the LATR in each of the frequency bands, including system efficiency, beam shape (including far side-lobes), polarization beam, detector polarization angle, and bandpass measurement.

3. FUTURE TIMELINE

The LAT acceptance at Vertex is expected in 2021. Then the telescope will be shipped to the Chilean ob-

⁴ Vertex website: <https://www.vertexant.com/>

⁵ Dynavac website: <https://dynavac.com/>

servation site, where the final assembly at the site will be conducted. After the site assembly, final verification will be performed before Vertex hands the telescope over to the SO Collaboration.

The LATR will have all the initial seven OTs constructed and tested in 2021, making it ready to support focal-plane modules and readout components as they become available. The LATR will be shipped to Chile in 2022 to begin commissioning.

We expect the LAT, in the 7-OT initial configuration, to begin full scientific observation in 2023.

The Simons Observatory is supported by the Simons Foundation (Award #457687, B.K.), the Heising-Simons Foundation, member institutions, and multiple funding agencies. Xu is supported by the Gordon and Betty Moore Foundation. Schaan is supported by the Chamberlain fellowship at LBNL. Tajima is partially supported by JSPS JP17H06134. Kaneko was supported by JSPS KAKENHI (Grant #19K14734). Gudmundsson acknowledges grants from the Swedish Research Council (dnr. 2019-93959) and Swedish Space Agency (dnr. 139/17).

REFERENCES

- Ade, P., et al. 2019, JCAP, 2019, 056,
doi: [10.1088/1475-7516/2019/02/056](https://doi.org/10.1088/1475-7516/2019/02/056)
- Ali, A. M., et al. 2020, Journal of Low Temperature Physics, doi: [10.1007/s10909-020-02430-5](https://doi.org/10.1007/s10909-020-02430-5)
- Coppi, G., et al. 2018, SPIE, 10708, 246 ,
doi: [10.1117/12.2312679](https://doi.org/10.1117/12.2312679)
- DESI Collaboration. 2016, The DESI Experiment Part I: Science, Targeting, and Survey Design.
<https://arxiv.org/abs/1611.00036>
- Dober, B., Ahmed, Z., Arnold, K., et al. 2021, Applied Physics Letters, 118, 062601, doi: [10.1063/5.0033416](https://doi.org/10.1063/5.0033416)
- Galitzki, N., et al. 2018, SPIE, 10708, 1 ,
doi: [10.1117/12.2312985](https://doi.org/10.1117/12.2312985)
- Harrington, K., et al. 2020, SPIE, 11453, 236 ,
doi: [10.1117/12.2562647](https://doi.org/10.1117/12.2562647)
- Healy, E., et al. 2020, SPIE, 11453, 224 ,
doi: [10.1117/12.2561743](https://doi.org/10.1117/12.2561743)
- Ivezić, Ž., et al. 2019, The Astrophysical Journal, 873, 111,
doi: [10.3847/1538-4357/ab042c](https://doi.org/10.3847/1538-4357/ab042c)
- Niemack, M. D. 2016, ApOpt, 55, 1686,
doi: [10.1364/AO.55.001686](https://doi.org/10.1364/AO.55.001686)
- Parshley, S. C., et al. 2018, SPIE, 10700, 1292 ,
doi: [10.1117/12.2314073](https://doi.org/10.1117/12.2314073)
- Woody, D., et al. 2008, SPIE, 7018, 281 ,
doi: [10.1117/12.788077](https://doi.org/10.1117/12.788077)
- Xu, Z., et al. 2020, SPIE, 11453, 207 ,
doi: [10.1117/12.2576151](https://doi.org/10.1117/12.2576151)
- Zhu, N., et al. 2021, arXiv e-prints, arXiv:2103.02747.
<https://arxiv.org/abs/2103.02747>