

Modeling the Nervous System as An Open Quantum System

Yu-Juan Sun¹ and Wei-Min Zhang^{1,*}

¹*Department of Physics and Center for Quantum Information Science,
National Cheng Kung University, Tainan 70101, Taiwan*

(Dated: April 20, 2021)

We propose a neural model of multi-spin interacting system simulating neurons that interact each other through the surroundings. In such open system approach, we consider the neurons coupled with their surroundings including the axons connecting between neurons and the glial cells which distribute around the neurons. The surrounding environment is physically modeled as a collection of all kinds of vibrational modes. By solving the dynamics of neurons, we analyze the neural collective behavior. The action potential is taken into account for simulating the environmental effect from the surroundings, which mimics the neural firing mechanism. We find that this model can generate random neuron-neuron interactions and is proper to describe the process of information transmission in the nervous system. The physical meaning behind the scene can also be explained.

I. INTRODUCTION

The nervous system is a very complex part of living objects. It detects environmental changes that affect the body, and then cooperates with the endocrine system to respond to such events. It coordinates its movements and sensory information through signal transmission with different parts of its body [1]. Therefore, understanding the structure and dynamics of the nervous system is the most challenging research field not only in biology, but also in the development of modern science and technology, especially for the development of deep learning methods in the machine learning framework, such as the computer vision task, speech recognition, multi-task prediction, and the autonomous vehicle, etc. [2–6]. It may also help us to solve the complex problems and to construct proper implementations of the AI models associated with the human brain structure [7]. Meantime, investigating the nervous system can not only enable us to understand eventually the mechanism of human brain function, but also reveal the origin of human thought and consciousness [8].

The first neural model was proposed by McCulloch and Pitts in 1943, using the logical circuit for describing the neural net [9]. Then Hebb discovered in 1949 that when two joining neural cells fire simultaneously, the connection between them strengthens, from which the concept of learning and memory how the brain learns after firing several times through the connection between cells, which finally forms the memory engram [10]. In 1952, Hodgkin and Huxley proposed an action potential model [11]. The action potential gives binary property for the neural operation. The phenomenon of action potential was observed in many neural system [11–16]. The action potential model not only describes quantitatively how neuron fires in the nervous system but also analyzed the ions' effects in the connection of the neural experimental data. In 1982, inspired by Hebb's idea, Hopfield

proposed a neural network model which is now called the Hopfield model, to describe how the brain has the ability to learn and memorize [17]. In the Hopfield model, neurons are modeling as binary units or spins, and the neural dynamics can be described as a disordering Ising model [18]. The collective expectation value of spins forming the state flow following the minimum energy principle reaches to the fixed points which are saved in advance. This is the ground framework of the neural network on which AI development has relied in the past four decades.

However, in the Hopfield model, neuron cells are randomly coupled to each other. It is known nowadays that the nervous signals transmit between neurons mainly via neurotransmitters. It is not clear how the nervous signals transmit through the randomly coupled neuron cells. We can take the mechanism of signal transmission as the summation of different modes of various motions or perturbations from the surroundings. The concept of signal transmission within neurons through environmental perturbation can be proved from some evidence [19–21], which cannot be explained through the Hodgkin-Huxley model. In fact, the interactions between the neurons and the surroundings, namely, the glial cells which distribute around the neurons, are indispensable [22]. It is natural to ask how the surroundings affect the signal transmission between neurons. It may be more fundamental to microscopically generate the neuron cell couplings through these surrounding effects in neural modeling. Physically, we can model these surrounding effects by various vibration modes coupled to neurons, and treat all kinds of interaction in the neural network through the couplings to the all possible vibration modes in the surrounding. As a result, the dynamics of macroscopic collective phenomena of the neural network can be obtained alternatively from the dynamics of open quantum systems.

On the other hand, neuron firings are characterized as the action potential. The action potential is mainly owing to the inward and outward ion flows of sodium and potassium ions through their own channel crossing the membrane, which results in the voltage difference between the inside and outside of the membrane. It provides a picture of nervous signal transmitting along the

* wzhang@mail.ncku.edu.tw

axon connecting neurons, as a mechanism of nervous information transmission in the neural network. We will incorporate this action potential picture in our neural network. In the literature, there are some approaches describing the process of neuron dynamics from the non-equilibrium dynamics of open quantum systems, where the collective phenomena of neural networks are simulated as the spin collective phenomenon in open spin systems determined by the master equation [18, 23–26].

In this work, we will mainly focus on the collective behavior of the nervous system through the couplings between neurons and their surroundings. We propose a model for neural information transmitting via the environment of all neuron surroundings to understand the random couplings between neurons in the neural network. The paper is organized as follows. In Sec. II, we introduce our neural model describing the interaction of the neurons with the surroundings in the neural network incorporating the action potential through the coupling between the neurons and the surroundings. In this model, the surrounding effects are modeled as a collection of all kind of vibration modes. Then, we derive the master equation which governs the dynamics of neurons, where the random couplings between neurons naturally emerge. In Sec. III, we analyze in details the collective behavior of neurons in the neural networks. The collective neuron equations of motion are solved from the master equation obtained in Sec. II. The thermal effects are also taken into account for mimicking the environment of the nervous system. We try different ways to adjust the coupling effect of between neurons and their surroundings, and attempt to give a more reasonable explanation of how surroundings influence the neuron system. A conclusion is made in Sec. IV.

II. MODELING THE NERVOUS SYSTEM AS AN OPEN QUANTUM SYSTEM

A. An open neural network model

Inspired by previous neural modeling, such as the perceptrons [27], the linear associative net [28–31], and the content addressable memory [32–34], Hopfield modeled the neural network based on neuron statistical behavior [17]. The idea of binary neural state came from McCulloch and Pitts’s model [9], which characterizes the neural feature by “all-or-none” logical property. By defining the coupling with learning feedback between neurons, this neural network has the ability to learn and memorize what saved. The Hopfield model is equivalent to a disorder Ising model in physics, in which neurons are modeled as spins and neuron dynamics is determined by a disorder Ising Hamiltonian:

$$H_{\text{Hopfield}} = \sum_{ij, i \neq j} J_{ij} \sigma_i^z \sigma_j^z + g \sum_i \sigma_i^z. \quad (1)$$

Such a Hamiltonian mimics the signal transmitting from the axon to dendrite, in which all neurons are connected to each other with randomly distributed couplings J_{ij} . More specifically, the first term in the above Hamiltonian describes the neuron coupling in the neural network, where σ_i^z is the z-component of the spin Pauli matrix to represent two states of the silence and firing of the i_{th} neuron. In Hopfield model, the coupling strengths, $J_{ij} = \sum_{ij} \xi_i \xi_j$, comes from the random variable ξ_i with a Gaussian random distribution. The second term is an effective magnetic field, in response to the threshold of the action potential for firing.

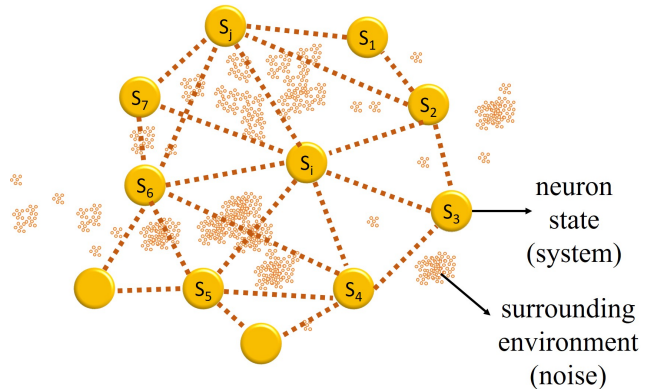


FIG. 1. A schematic neural network considering the interaction between neurons and the noise effect from the surrounding environment.

Our motivation is to find the microscopic picture of the random coupling J_{ij} for neuron-neuron interaction from the interactions between the neurons and their surroundings. Thus, physically, the Hamiltonian of the neural network contains three part, the Hamiltonians of the neuron system, the environment of their surroundings, and the couplings between them,

$$H = h \sum_i \sigma_i^z + \sum_k \hbar \omega_k a_k^\dagger a_k + \sum_{ik} (V_{ik} a_k^\dagger \sigma_i^- + V_{ik}^* a_k \sigma_i^+). \quad (2)$$

For the system Hamiltonian $H_S = h \sum_i \sigma_i^z$ describes neurons in an effective background magnetic field h . We take the message transmitted by all the matters surround the neuron as a collection of infinite vibration modes to model the environment of the complicated surroundings (including the axons and glial cells), whose Hamiltonian is given by $H_E = \sum_k \hbar \omega_k a_k^\dagger a_k$, where a_k (a_k^\dagger) is the annihilation (creation) operator of the k_{th} vibration mode with the corresponding frequency ω_k . Neurons and all kind of environmental vibration modes are coupled together through the interaction Hamiltonian $H_{SE} = \sum_{ik} (V_{ik} a_k^\dagger \sigma_i^- + V_{ik}^* a_k \sigma_i^+)$, where V_{ik} is the coupling strength between the neuron σ_i^z and the vibrational mode ω_k . We will show that it is the coupling between neurons and their surroundings bringing neurons connection

to each other and leading to the random neuron-neuron coupling. For simplicity, We assume that the coupling strength is a real value, $V_{ik} = V_{ik}^*$.

B. The master equation of the neuron open system dynamics

The neural dynamics is described by the state evolution of all the neurons in the network and neurons can interact each other through their surroundings, as described by Eq.(2) in our neural model. Quantum mechanically, the total state evolution of neurons plus the surroundings is determined by the total density matrix $\rho_{\text{tot}}(t)$ which carries all the state information of the neurons and their surroundings and is governed by the Liouville-von Neumann equation [35],

$$\frac{d}{dt}\rho_{\text{tot}}(t) = \frac{1}{i\hbar}[H, \rho_{\text{tot}}(t)], \quad (3)$$

where H is the total Hamiltonian given by Eq.(2). We care about the state evolution of the neural system effected by the infinite number of modes in the surrounding considered in Eq.(2). Thus, we should focus on the time evolution of the reduced density matrix $\rho_S(t)$ which is determined by tracing over all the environmental states from the total density matrix: $\rho_S(t) = \text{Tr}_E[\rho_{\text{tot}}(t)]$. The equation of motion describing the evolution of the reduced density matrix $\rho_S(t)$ is called the master equation which can be derived below.

In the interacting picture, $\tilde{\rho}_{\text{tot}}(t) = e^{iH_0t}\rho_{\text{tot}}(t)e^{-iH_0t}$ and $H_I(t) = e^{iH_0t}H_{SE}e^{-iH_0t}$, where $H_0 = H_S + H_E$, a formal expansion solution of Eq. (3) can be written as

$$\begin{aligned} \tilde{\rho}_{\text{tot}}(t) &= \tilde{\rho}_{\text{tot}}(0) + \frac{1}{i\hbar} \int_0^t dt' [H_I(t'), \tilde{\rho}_{\text{tot}}(t')] \\ &= \tilde{\rho}_{\text{tot}}(0) + \frac{1}{i\hbar} \int_0^t dt' [H_I(t'), \tilde{\rho}_{\text{tot}}(0)] \\ &\quad - \frac{1}{\hbar^2} \int_0^t \int_0^{t'} dt'' [H_I(t'), [H_I(t''), \tilde{\rho}_{\text{tot}}(t'')]], \quad (4) \end{aligned}$$

where $\tilde{\rho}_{\text{tot}}(0)$ is the initial state of neurons plus their surroundings in the neural network. Supposing that the initial state of the system (neurons) and the environment (surroundings) is a decoupled state: $\tilde{\rho}_{\text{tot}}(0) = \tilde{\rho}_S(0) \otimes \tilde{\rho}_B(0)$, and the environment state is in a thermal equilibrium state, which is $\tilde{\rho}_B(0) = \rho_B(0) = \frac{1}{Z_B} e^{-\beta H_E}$, where $\beta = \frac{1}{k_B T}$ is the inverse temperature of the environment and $Z_B = \text{Tr}[e^{-\beta H_E}]$ is the environmental partition function. Furthermore, we assume that all the neurons and their surroundings are weakly coupled each other so that the environmental state almost remains unchanged, $\tilde{\rho}_{\text{tot}}(t'') \simeq \tilde{\rho}_S(t'') \otimes \tilde{\rho}_B(0)$ (corresponding to the Born approximation). We also ignore the memory effect of environmental coupling to the neural state, namely we can simply replace $\tilde{\rho}_{\text{tot}}(t'')$ by $\tilde{\rho}_S(t) \otimes \tilde{\rho}_B(0)$ which is called the Markov approximation in the literature [36]. With such Born and Markov approximations, we take the trace over all the environmental states, it can be shown that $\text{Tr}_E[H_I(t), \tilde{\rho}_{\text{tot}}(0)] = 0$. Then we obtain the master equation for the reduced density matrix $\tilde{\rho}_S(t)$ for all the neurons in the interaction picture,

$$\frac{d}{dt}\tilde{\rho}_S(t) = - \int_0^t dt' \text{dstr}_B[H_I(t), [H_I(t'), \tilde{\rho}_S(t) \otimes \rho_B(0)]]. \quad (5)$$

This is the so-called Born-Markov master equation in the literature [36].

Now, we apply the above master equation formulation to the Hamiltonian described in Eq.(2). In the Interacting picture, the interaction Hamiltonian is

$$H_I(t) = \sum_{ik} V_{ik} (e^{i(\omega_k - 2h)t} \sigma_i^- a_k^\dagger + e^{-i(\omega_k - 2h)t} \sigma_i^+ a_k). \quad (6)$$

The dynamical process are taken into account through the integration over the past in Eq.(5). After rearranging the master equation and changing back into the Schrödinger picture, we obtain the master equation

$$\begin{aligned} \frac{d}{dt}\rho_S(t) &= i[\rho_S(t), H'_S(t)] + \sum_{ij} \left\{ \kappa_{ij}(t) [\sigma_j^- \rho_S(t) \sigma_i^+ - \frac{1}{2} \sigma_i^+ \sigma_j^- \rho_S(t) - \frac{1}{2} \rho_S(t) \sigma_i^+ \sigma_j^-] \right. \\ &\quad \left. + \tilde{\kappa}_{ij}(t) [\sigma_j^+ \rho_S(t) \sigma_i^- - \frac{1}{2} \sigma_i^- \sigma_j^+ \rho_S(t) - \frac{1}{2} \rho_S(t) \sigma_i^- \sigma_j^+] \right\}, \quad (7) \end{aligned}$$

which describes the dynamical evolution of all the neurons in the network. In Eq. (7), the first term in the right hand side is the unitary transformation for the system dynamics according to the renormalized system Hamiltonian $H'_S(t) = H_S + \delta H(t)$, where $\delta H(t)$ is induced by the couplings between the neurons and their surround-

ings

$$\delta H(t) = \sum_{ij} [\lambda_{ij}(t) \sigma_i^+ \sigma_j^- - \tilde{\lambda}_{ij}(t) \sigma_i^- \sigma_j^+], \quad (8)$$

which describes how the disorder neuron-neuron interactions are generated from the coupling between the neu-

rons and their surroundings. The other terms in the master equation describes the dissipation and fluctuations of the neurons that are also induced from couplings to the surroundings.

The environment-induced neuron-neuron interactions and the dissipation and fluctuation dynamics of neurons are characterized by the corresponding time-dependent coefficients in the master equation of Eq. (7),

$$\kappa_{ij}(t) = \int_0^t ds \int_0^\infty \frac{d\omega}{2\pi} J_{ij}(\omega) (2 \cos[(\omega - 2h)(t - s)])(f(\omega, T) + 1), \quad (9a)$$

$$\tilde{\kappa}_{ij}(t) = \int_0^t ds \int_0^\infty \frac{d\omega}{2\pi} J_{ij}(\omega) (2 \cos[(\omega - 2h)(t - s)])f(\omega, T), \quad (9b)$$

$$\lambda_{ij}(t) = - \int_0^t ds \int_0^\infty \frac{d\omega}{2\pi} J_{ij}(\omega) (\sin[(\omega - 2h)(t - s)])(f(\omega, T) + 1), \quad (9c)$$

$$\tilde{\lambda}_{ij}(t) = - \int_0^t ds \int_0^\infty \frac{d\omega}{2\pi} J_{ij}(\omega) (\sin[(\omega - 2h)(t - s)])f(\omega, T), \quad (9d)$$

where κ_{ij} and $\tilde{\kappa}_{ij}$ represent the effects of environmentally induced dissipation and fluctuation, λ_{ij} and $\tilde{\lambda}_{ij}$ are the environmentally induced disorder spin-spin couplings. The function $f(\omega, T) = \frac{1}{e^{\frac{\hbar\omega}{kT}} - 1}$ is the Bose-Einstein distribution, and the function $J_{ij}(\omega)$ is the spectral density of the surroundings

$$J_{ij}(\omega) = 2\pi \sum_k |V_{k,ij}|^2 \delta(\omega - \omega_k), \quad (10)$$

which encompasses all the information about the structure of the materials surrounding neurons and the couplings with the neurons. For formulating the collective spins conveniently, we assume that the environment provides the same effect on all the neurons, namely, the coupling strength being independent to different spins, $V_{ik} = V_k$. The spectral density is reduced to

$$J_{ij}(\omega) \rightarrow J(\omega) = 2\pi \sum_k |V_k|^2 \delta(\omega - \omega_k). \quad (11)$$

At zero temperature, $T = 0$. Thus the Bose-Einstein distribution becomes zero, $f(\omega, 0) = 0$, and the coefficients in the master equation (7) become

$$\begin{aligned} \kappa(t) &= \int_0^t ds \int_0^\infty \frac{d\omega}{2\pi} J(\omega) (2 \cos[(\omega - 2g)(t - s)]), \quad (12a) \\ \lambda(t) &= - \int_0^t ds \int_0^\infty \frac{d\omega}{2\pi} J(\omega) (\sin[(\omega - 2g)(t - s)]). \end{aligned} \quad (12b)$$

The other two coefficients $\tilde{\kappa}(t)$ and $\tilde{\lambda}(t)$ become zero. As a result, the master equation at zero temperature is simply reduced to the form of

$$\begin{aligned} \frac{d}{dt} \rho_S(t) &= i[\rho_S(t), H'_S(t)] + \sum_{ij} \kappa(t) \left[\sigma_j^- \rho_S(t) \sigma_i^+ \right. \\ &\quad \left. - \frac{1}{2} \sigma_i^+ \sigma_j^- \rho_S(t) - \frac{1}{2} \rho_S(t) \sigma_i^+ \sigma_j^- \right], \quad (13) \end{aligned}$$

where $H'_S(t) = \sum_{ij} \lambda(t) \sigma_i^+ \sigma_j^-$.

III. COLLECTIVE BEHAVIOR AND NEURAL DYNAMICS ANALYSIS

With the master equation derived in the last Section, we can now explore the dynamical behavior of the neural system. The reduced density matrix of Eq. (7) can in principle show the dynamical distribution of neuron firings in the network. However, the network contains plenty of dynamical neurons and it is difficult to solve even numerically. Alternatively, in this paper, we will focus on the the collective behavior of all neurons in the network. By summing all the neurons as a collective neural spin variable and applying the mean field approximation, we obtain the close form of the equation of motion for the collective spin.

A. Equation of motion for the collective neural spin

The equation of motions for the collective neural spin can be derived from the master equation (7). The collective neural spin \vec{S} is defined by summing up the expectation value of all the spins in the network

$$S^\alpha = \sum_i \text{Tr}[\rho_S(t) \sigma_i^\alpha] = \sum_i \langle \sigma_i^\alpha \rangle, \quad (14)$$

where $\alpha = x, y, z$. Using the master equation (7) with the mean-field approximation, $\langle \sigma_i^\alpha \sigma_j^\beta \rangle = \langle \sigma_i^\alpha \rangle \langle \sigma_j^\beta \rangle$, we obtain a close form of the equation of motion for the collective neural spin.

$$\dot{S}^x = K(t) S^y S^z - [2h + P(t)] S^y + \frac{1}{2} [D(t) S^z - F(t)] S^x, \quad (15a)$$

$$\dot{S}^y = -K(t) S^x S^z + [2h + P(t)] S^x + \frac{1}{2} [D(t) S^z - F(t)] S^y, \quad (15b)$$

$$\dot{S}^z = -2D(t) (S^{x2} + S^{y2}) - 4F(t) S^z, \quad (15c)$$

where the coefficients in the above equation of motion are given by $K(t) = \lambda(t) - \tilde{\lambda}(t)$, $P(t) = \lambda(t) + \tilde{\lambda}(t)$, $D(t) = \kappa(t) - \tilde{\kappa}(t)$, $F(t) = \kappa(t) + \tilde{\kappa}(t)$. The coefficients $K(t)$ and $P(t)$ are related with the neuron-neuron interactions, and $D(t)$ and $F(t)$ are related to the dissipation and fluctuations. All of them are induced by the couplings between neurons with their surroundings in the neural network.

In the following calculation, we take the most common spectral density [37]

$$J(\omega) = 2\pi \sum_k |V_k|^2 \delta(\omega - \omega_k) = 2\pi\eta\omega \left(\frac{\omega}{\omega_c}\right)^{s-1} e^{-\frac{\omega}{\omega_c}}, \quad (16)$$

where η is the coupling constant between the system and the environment, and the ω_c is a cut-off frequency. The value of s can be $s = 1$, < 1 and > 1 , corresponding to the environment being Ohmic, sub-Ohmic and super-Ohmic, respectively. Here we consider the Ohmic spectrum, $s = 1$. With such detailed structure for the neuron surroundings, we can analyze the collective neural behavior induced by the surrounding effects.

B. The dynamics of collective neural spin

To investigate the collective neural dynamics, we consider first the simple case of the nervous system at zero temperature and then move to the more realistic case of the nervous system at room temperature. If neurons are not coupled each other through their surroundings, namely the coupling constant $\eta = 0$, then neurons are only determined by the background effective magnetic field $H_S = h \sum_i \sigma_i^z$. The equation of motions for the collective neural spin becomes simply as

$$\dot{S}^x = -2hS^y, \quad \dot{S}^y = 2hS^x, \quad \dot{S}^z = 0. \quad (17)$$

It shows that all the neurons remain in the silence ($S^z = -1$) or firing ($S^z = 1$) state in all the time. Next, we want to explore how the collective neural spin evolve in time under the couplings with their surroundings. First, we consider zero temperature case and change the coupling strength η . As one can see, the system always flows to the (0,0,0) state, which means that all the spins become random and equally distributed at 0. The larger of the coupling the sooner of the collective spin goes to the steady state. The results are demonstrated in Fig.(2)-(3) with the coupling strength $\eta = 0.02h \sim 0.1h$.

Next, we incorporate the action potential into the couplings between neurons and their surroundings, namely replacing the constant coupling strength by a rectangular pulse as in Fig.(4). This mimics the action potential and one can find the memory effect representing by the information going to the environment and retrieving back. As a result, the spectral density becomes time dependent

$$J(\omega, t) = 2\pi\eta(t)\omega \left(\frac{\omega}{\omega_c}\right)^{s-1} e^{-\frac{\omega}{\omega_c}}. \quad (18)$$

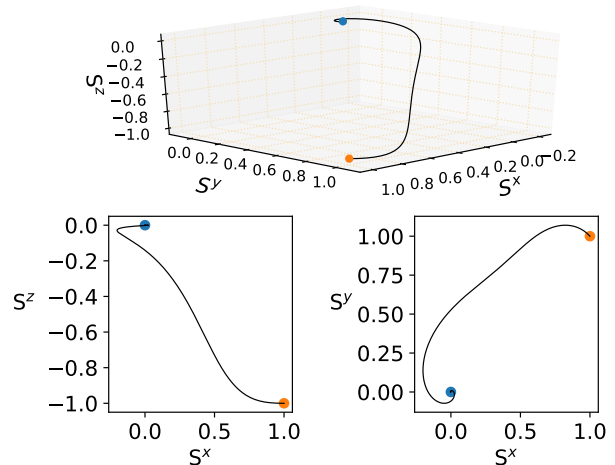


FIG. 2. State evolution for the system considering environment effect without spin-spin interaction. The coupling η is $0.1h$. The time is $30 \omega_0 t$ and the temperature is in $kT = \hbar\omega_0$, where ω_0 is the system frequency defined as $\omega_0 = \frac{\hbar}{h}$ and h is the effective background magnetic field.

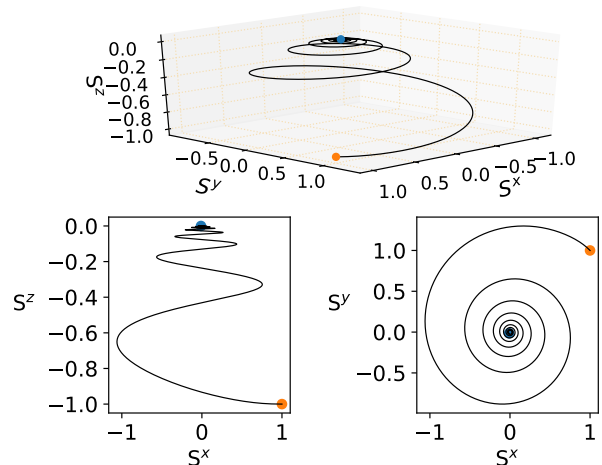


FIG. 3. State evolution for the system considering environment effect without spin-spin interaction. The coupling η is $0.02h$. The time is $30 \omega_0 t$ and the temperature is in $kT = \hbar\omega_0$, where ω_0 is the system frequency defined as $\omega_0 = \frac{\hbar}{h}$ and h is the effective background magnetic field.

The coefficients in the master equation are changed to

$$\kappa(t) = \int_0^t ds \int_0^\infty d\omega \eta(s) \omega e^{-\omega/\omega_c} 2\cos[(\omega - 2h)(t - s)], \quad (19a)$$

$$\lambda(t) = - \int_0^t ds \int_0^\infty d\omega \eta(s) \omega e^{-\omega/\omega_c} \sin[(\omega - 2h)(t - s)]. \quad (19b)$$

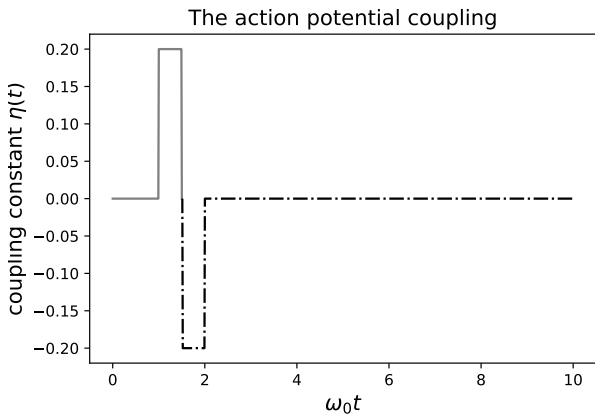


FIG. 4. The time dependent coupling imitating from the action potential model. The unit of time is $\omega_0 t$, where ω_0 is the system frequency defined as $\omega_0 = \frac{h}{\hbar}$ and \hbar is the effective background magnetic field.

Fig.(5) shows the dynamics of the collective neural spin incorporating the action potential. We simulate the action potential as a simple square pulse with amplitude up to $0.2\hbar$ for depolarization region and down to $-0.2\hbar$ for super-polarization region. The gray lines represents time from 0 to 1.5 ($\omega_0 t$), and the black-dashed line represents time from 1.5 to 10 ($\omega_0 t$). Initially, the collective spin expectation value is at $(S^x, S^y, S^z) = (0, 0, -1)$. At time from 0 to 1 ($\omega_0 t$), there is not any environmental noise and the system is in the dynamical steady state. At time from 1 to 1.5 ($\omega_0 t$), we exert a coupling with amplitude $0.2\hbar$ and the system decays near to the $(S^x, S^y, S^z) = (0, 0, 0)$. At time 1.5 to 2 ($\omega_0 t$), we suddenly change the coupling to $-0.2\hbar$ and the system goes backward. Finally, the time from 2 to 10 ($\omega_0 t$), the system gradually return to the initial dynamical steady state. This phenomenon demonstrates that the environment stores the information of the steady state and retrieves back via the negative coupling. We explain the storing and retrieving processes as the memory effect. We guess that this phenomenon is shown when the area of the positive coupling in time axis is the same with the negative area. In Fig.(6), we consider the coupling becoming twice in time and half of the quantity. The result shows that it can still return to the original initial dynamical steady state and shows the memory effect again.

C. The analysis of the collective behavior in the room temperature

The biosystem survives within room temperature about 300K. The increase of the temperature will give more noise from the environment. It should take longer time for the state returning back to the initial dynamical steady state. If we consider the environment in the room temperature, the coefficients $\tilde{\lambda}(t)$ and $\tilde{\kappa}(t)$ re-

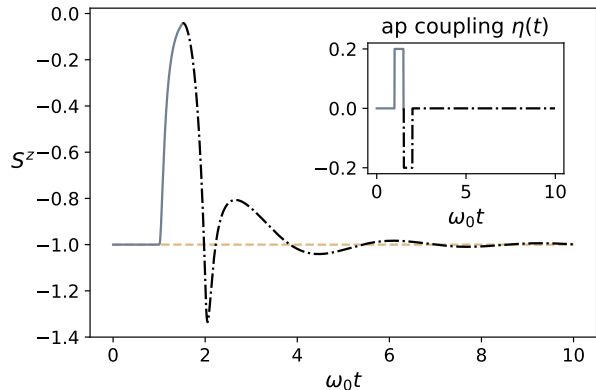


FIG. 5. State evolution of the spin z collective average for the system considering the environment evolving with the action potential like coupling, as in Fig.4. The gray line means time from 0 to 1.5 ($\omega_0 t$), and the black line means time from 1.5 to 10 ($\omega_0 t$). The coupling in the storing process is set as $0.2\hbar$ at the time from 1 to 1.5 ($\omega_0 t$) and in the retrieving process set as $-0.2\hbar$ at the time from 1.5 to 2 ($\omega_0 t$). The system frequency ω_0 is defined as $\frac{h}{\hbar}$.

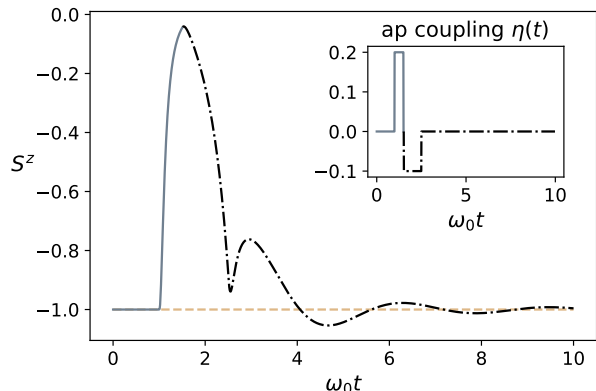


FIG. 6. State evolution of the spin z collective average with the positive/negative coupling in the same area to the time axis. The negative coupling becomes twice in time and half of the quantity. The gray line means time from 0 to 1.5 ($\omega_0 t$), and the dashed-black line means time from 1.5 to 10 ($\omega_0 t$). The coupling in the storing process is set as $0.2\hbar$ at the time from 1 to 1.5 ($\omega_0 t$) and in the retrieving process set as $-0.1\hbar$ at the time from 1.5 to 2.5 ($\omega_0 t$).

main in the master equation. The state evolution under the room-temperature-environmental effect is shown in Fig.(7) which has no much change as in the zero temperature. To analysis the temperature effect, we increase the temperature twice to see the behavior in the spin z equation of motion, which is shown in Fig.(8). The perturbation of state behavior is larger when the temperature increases. The condition of the same area also hold with the non-zero-temperature. The result is shown in Fig.(9) for being twice the time in negative region and

half of the coupling to 0.1h.

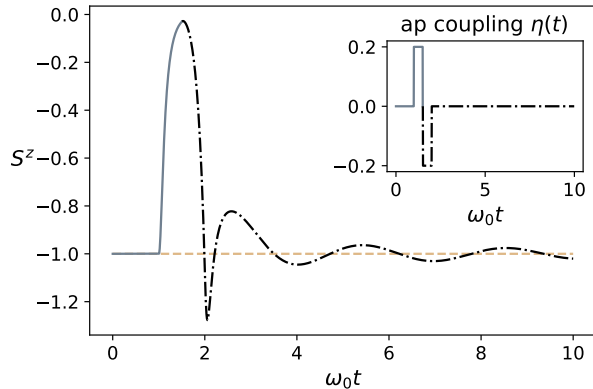


FIG. 7. State evolution of the spin z collective average for the system considering the environment in the finite temperature ($kT = \frac{1}{4}\hbar\omega_0$) evolving with the action potential like coupling. The gray line means time from 0 to 1.5 ($\omega_0 t$), and the black line means time from 1.5 to 10 ($\omega_0 t$). The coupling in the storing process is set as 0.2h at the time from 1 to 1.5 ($\omega_0 t$) and in the retrieving process set as -0.2h at the time from 1.5 to 2 ($\omega_0 t$).

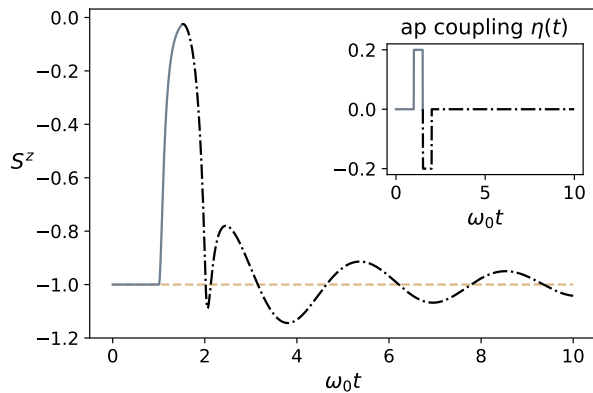


FIG. 8. Increasing twice of the temperature of the environment to compare with the result in Fig.(7). The temperature becomes $kT = \frac{1}{2}\hbar\omega_0$.

IV. CONCLUSION

In conclusion, we build a neural network model to understand the randomly coupled neuron-neuron interac-

tion through neural surroundings and treat the neural network as an open quantum system. We use the master equation approach to study the collective behavior of neurons incorporating the action potential. We explore the neuron dynamics at zero temperature and room temperature, and find that in both cases, the collective neu-

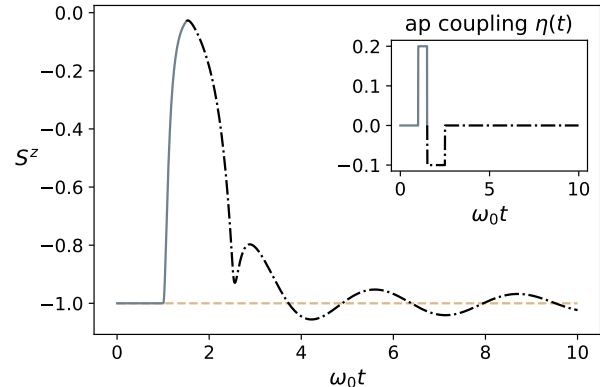


FIG. 9. Investigating the positive/negative coupling in the same area to the time axis. Twice of the applying time of the negative coupling to compare with the result in Fig.(7). The temperature is also the same, $kT = \frac{1}{4}\hbar\omega_0$.

ral states evolve from polarized states to the depolarized states and finally back to the initial states under a simplified action potential driving. Such results show that this simple model can not only catch the expected neuron dynamics but also provide an alternative mechanism how neurons couple or connect to each other with various wave modes through the complicated neuron surroundings. As the result also shows, the neuron-neuron connections through their surroundings are mainly determined by the spectral density, which characterizes the detailed spectrum structure of the neuron environment. In this work, we only take the Ohmic spectral density to simulate the neuron dynamics. The more realistic description of neuron dynamics relies on the spectral density that must be obtained from the spectral measurement of the neural surroundings. Also, the more complete description of the neuron dynamics is given by the neuron firing distribution which can be obtained by solving the master equation directly. These remains for the further investigations.

ACKNOWLEDGMENTS

This work is supported from the Ministry of Science and Technology of Taiwan under Contract MOST-108-2112-M-006-009-MY3.

[1] G. J. Tortora and B. H. Derrickson, *Principles of anatomy and physiology* (John Wiley & Sons, 2018).

[2] Y. LeCun, Y. Bengio, and G. Hinton, Deep learning, *nature* **521**, 436 (2015).

- [3] A. Voulodimos, N. Doulamis, A. Doulamis, and E. Protopapadakis, Deep learning for computer vision: A brief review, *Computational intelligence and neuroscience* **2018** (2018).
- [4] A. B. Nassif, I. Shahin, I. Attili, M. Azzeh, and K. Shaalan, Speech recognition using deep neural networks: A systematic review, *IEEE access* **7**, 19143 (2019).
- [5] T. Evgeniou and M. Pontil, Regularized multi-task learning, in *Proceedings of the tenth ACM SIGKDD international conference on Knowledge discovery and data mining* (2004) pp. 109–117.
- [6] Y. Xiao, F. Codevilla, A. Gurram, O. Urfalioglu, and A. M. López, Multimodal end-to-end autonomous driving, *IEEE Transactions on Intelligent Transportation Systems* (2020).
- [7] D. Hassabis, D. Kumaran, C. Summerfield, and M. Botvinick, Neuroscience-inspired artificial intelligence, *Neuron* **95**, 245 (2017).
- [8] A. M. Turing, On computable numbers, with an application to the entscheidungsproblem, *Proceedings of the London mathematical society* **2**, 230 (1937).
- [9] W. S. McCulloch and W. Pitts, A logical calculus of the ideas immanent in nervous activity, *The bulletin of mathematical biophysics* **5**, 115 (1943).
- [10] D. O. Hebb, The organization of behavior; a neuropsychological theory, *A Wiley Book in Clinical Psychology* **62**, 78 (1949).
- [11] A. L. Hodgkin and A. F. Huxley, A quantitative description of membrane current and its application to conduction and excitation in nerve, *The Journal of physiology* **117**, 500 (1952).
- [12] K. S. Cole and H. J. Curtis, Electric impedance of the squid giant axon during activity, *The Journal of general physiology* **22**, 649 (1939).
- [13] A. L. Hodgkin and B. Katz, The effect of sodium ions on the electrical activity of the giant axon of the squid, *The Journal of physiology* **108**, 37 (1949).
- [14] R. Keynes, The ionic movements during nervous activity, *The Journal of physiology* **114**, 119 (1951).
- [15] A. L. Hodgkin, Conduction of the nervous impulse, (1964).
- [16] B. P. Bean, The action potential in mammalian central neurons, *Nature Reviews Neuroscience* **8**, 451 (2007).
- [17] J. J. Hopfield, Neural networks and physical systems with emergent collective computational abilities, *Proceedings of the national academy of sciences* **79**, 2554 (1982).
- [18] R. J. Glauber, Time-dependent statistics of the ising model, *Journal of mathematical physics* **4**, 294 (1963).
- [19] G. H. Pollack, *Cells, gels and the engines of life: a new, unifying approach to cell function* (Ebner & Sons Seattle, WA, 2001).
- [20] K. Kaufmann, W. Hanke, and A. Corcia, Ion channel fluctuations in pure lipid bilayer membranes: control by voltage, (1989).
- [21] V. Ivanova, I. Makarov, T. Schäffer, and T. Heimburg, Analyzing heat capacity profiles of peptide-containing membranes: cluster formation of gramicidin a, *Biophysical journal* **84**, 2427 (2003).
- [22] M. V. Sofroniew and H. V. Vinters, Astrocytes: biology and pathology, *Acta neuropathologica* **119**, 7 (2010).
- [23] D. C. Rose, K. Macieszczak, I. Lesanovsky, and J. P. Garrahan, Metastability in an open quantum ising model, *Physical Review E* **94**, 052132 (2016).
- [24] P. Rotondo, M. Marcuzzi, J. P. Garrahan, I. Lesanovsky, and M. Müller, Open quantum generalisation of hopfield neural networks, *Journal of Physics A: Mathematical and Theoretical* **51**, 115301 (2018).
- [25] F. Damanet, A. J. Daley, and J. Keeling, Atom-only descriptions of the driven-dissipative dicke model, *Physical Review A* **99**, 033845 (2019).
- [26] P. Peretto, Collective properties of neural networks: a statistical physics approach, *Biological cybernetics* **50**, 51 (1984).
- [27] F. Rosenblatt, *Principles of neurodynamics. perceptrons and the theory of brain mechanisms*, Tech. Rep. (Cornell Aeronautical Lab Inc Buffalo NY, 1961).
- [28] L. N. Cooper, F. Liberman, and E. Oja, A theory for the acquisition and loss of neuron specificity in visual cortex, *Biological cybernetics* **33**, 9 (1979).
- [29] H. C. Longuet-Higgins, The non-local storage of temporal information, *Proceedings of the Royal Society of London. Series B. Biological Sciences* **171**, 327 (1968).
- [30] H. C. Longuet-Higgins, Holographic model of temporal recall, *Nature* **217**, 104 (1968).
- [31] T. Kohonen, *Associative memory: A system-theoretical approach*, Vol. 17 (Springer Science & Business Media, 2012).
- [32] S.-I. Amari, Neural theory of association and concept-formation, *Biological cybernetics* **26**, 175 (1977).
- [33] S.-i. Amari and A. Takeuchi, Mathematical theory on formation of category detecting nerve cells, *Biological Cybernetics* **29**, 127 (1978).
- [34] W. A. Little, The existence of persistent states in the brain, *Mathematical biosciences* **19**, 101 (1974).
- [35] J. Von Neumann, *Mathematical foundations of quantum mechanics: New edition* (Princeton university press, 2018).
- [36] H.-P. Breuer, F. Petruccione, *et al.*, *The theory of open quantum systems* (Oxford University Press on Demand, 2002).
- [37] A. J. Leggett, S. Chakravarty, A. T. Dorsey, M. P. Fisher, A. Garg, and W. Zwerger, Dynamics of the dissipative two-state system, *Reviews of Modern Physics* **59**, 1 (1987).