

Double transitions and hysteresis in heterogeneous contagion processes

Joongjae Kook,¹ Jeehye Choi,² and Byungjoon Min^{1,2,*}

¹*Department of Physics, Chungbuk National University, Cheongju, Chungbuk 28644, Korea*

²*Research Institute for Nanoscale Science and Technology,
Chungbuk National University, Cheongju, Chungbuk 28644, Korea*

(Dated: April 20, 2021)

In many real-world contagion phenomena, the number of contacts to spreading entities for adoption varies for different individuals. Therefore, we study a model of contagion dynamics with heterogeneous adoption thresholds. We derive mean-field equations for the fraction of adopted nodes and obtain phase diagrams in terms of the transmission probability and fraction of nodes requiring multiple contacts for adoption. We find a double phase transition exhibiting a continuous transition and a subsequent discontinuous jump in the fraction of adopted nodes because of the heterogeneity in adoption thresholds. Additionally, we observe hysteresis curves in the fraction of adopted nodes owing to adopted nodes in the densely connected core in a network.

I. INTRODUCTION

The spread of information, fads, rumors, innovations, or diseases has significantly increased globally because of the development of communication and mobility technologies [1–7]. To understand and control the spreading phenomena, quantitative modeling of contagion processes is crucial [7, 8]. Contagion processes can be divided into two classes based on the type of contacts with active neighbors: simple and complex contagions [3, 4, 9–12]. Simple contagion is a contagion process with independent interactions between the inactive and the active [4]. Compartmental epidemic models such as the susceptible-infected-recovered [4, 9, 13] and susceptible-infected-susceptible models [4, 5] are examples of the simple contagion model. In contrast, complex contagion consists of collective interactions among active neighbors [6, 11, 14, 15]. Compared to the simple contagion, complex contagion processes are controlled by group interaction; that is, the probability of adoption strongly depends on the number of contacts with active neighbors. Multiple contacts to spreading entities are required for adoption in the complex contagion. Various social and biological spreading models such as threshold model [3, 6, 16, 17], generalized epidemic model [18–20], diffusion percolation [21], and bootstrap percolation [22–24] are examples of the complex contagion model.

Recently, there have been several attempts for unifying simple and complex contagion processes [25–31]. Empirical data of the spread of social behavior in a social networking services (SNS) indicate that adoption thresholds for different individuals are heterogeneous, depending on the characteristics of agents [32, 33]. A unified contagion model incorporates different number of contacts to a spreading entity required for adoption, similar to the heterogeneity of adoptability observed in empirical data [31]. In particular, while some agents change their state in contagion processes immediately after the

first contact to new information following simple contagion, others require multiple contacts for adoption following complex contagion [33]. According to the observations, real-world contagion phenomena are neither simple nor complex contagions, but they could be a mixture of the two, with different adoption thresholds for different agents. Because the characteristics of individuals significantly vary in reality, the heterogeneity of adoption threshold can be widespread for many contagion phenomena. In addition, such a unified contagion model can be useful for analyzing the spread of epidemics of multiple interacting pathogens because interacting epidemics is indistinguishable from social complex contagion [34–36]. Therefore, generalized contagion processes integrating simple and complex contagions are crucial phenomena.

Here, we study a model of contagion dynamics on random networks with heterogeneous adoption thresholds for different agents. In contrary to previous studies, we add a transition from the adopted state back to susceptible state in our model [5, 37]. The process is implemented autonomously for each agent, similar to the recovery process in the susceptible-infected-susceptible model [4, 5]. Incorporating the heterogeneity and recovery process, we find a double phase transition with an intermediate phase in which nodes following simple contagion are adopted but nodes with complex contagion remain susceptible. Additionally, we observe hysteresis curves in the fraction of adopted nodes with respect to the contact probability. The hysteretic behavior is attributed to nodes in the densely connected core structure of a network. Specifically, the adopted nodes in the core of a network sustain an active state because of collective interactions among themselves. This study sheds light on some fundamental aspects of the mechanism of hysteresis in contagion processes [37–39] and multiple phase transitions in complex networks [31, 40, 41].

* bmin@cbnu.ac.kr

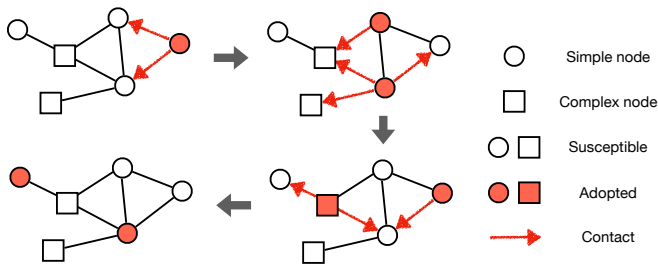


FIG. 1. An example of our model with simple and complex nodes. Susceptible nodes (open symbols) are adopted when the number of contacts to the adopted is equal or larger than its assigned adoption threshold, either $n = 1$ for simple nodes (circles) or $n = 2$ for complex nodes (squares). Adopted nodes become susceptible in the next time step.

II. MODEL

First, we consider a network with N nodes that can be either susceptible or adopted. Thereafter, we assign adoption threshold θ_i for node i , which represents the number of contacts required to change their state from susceptible to adoption. When $\theta_i = 1$, node i is adopted after a single contact with an adopted neighbor at each time step according to simple contagion (simple nodes). When $\theta_i > 1$, it corresponds to complex contagion, indicating that multiple contacts are required for adoption at each time step (complex nodes). For simplicity, in this study, we assume that all complex nodes in a network has an adoption threshold of $\theta = n$. That is, the fraction p of nodes are complex nodes with an adoption threshold of n , and the others $1-p$ are simple nodes. The fraction p of complex nodes represents the degree of the heterogeneity in adoption thresholds.

An example of the proposed model is presented in Fig. 1. The circles (squares) represent simple (complex) nodes and open (filled) symbols represent susceptible (adopted) nodes. Initially, the fraction R_0 of the nodes is adopted, and the others are susceptible. In our model, the dynamics is in discrete time steps. At each time step, each pair of connected nodes contacts each other with a contact probability λ . If the number of contacts with adopted neighbors for a node is larger than its adoption threshold, the node becomes adopted at the next time step. Contacts for adoption repeat for all nodes in a network. All adopted nodes become the susceptible state, which can be adopted again, like the recovery process in susceptible-infected-susceptible model. The adoption and recovery processes are repeated until a steady state is reached. In the steady state, the system is in either an absorbing or an active phase. In the absorbing phase, all nodes in a network are susceptible, and there is no more contagion dynamics. In contrast, a finite fraction of nodes remain in the adopted state in the active phase, which is the source of active dynamics. To assess the steady-state behavior, we measure the fraction R of adopted nodes. When $R = 0$ for the absorbing phase, R

is a nonzero value for the active phase.

The following are the three important parameters of the model: contact probability λ , fraction p of the complex nodes, and adoption threshold n of the complex nodes. The contact probability λ represents how often each connected pair interacts with each other, the fraction of complex nodes represents the degree of heterogeneous adoptability, and the adoption threshold n represents the stubbornness of the complex nodes to adopt. We measure the fraction R of the adopted nodes in a steady state based on three parameters, p , q , and n .

III. ANALYTICAL APPROACH

To predict the final fraction of adopted nodes, we derive heterogeneous mean-field equations, assuming a locally tree-like network in the limit $N \rightarrow \infty$. Because there are two classes of nodes in a network, we consider two types of node degrees: the number of links connected to the simple k_s and complex k_c neighbors. Additionally, we define s_{k_s, k_c}^t and c_{k_s, k_c}^t as the fraction of the simple and complex nodes with degrees k_s and k_c , respectively, adopted at time t . We further define the average probability that a simple node by following a randomly chosen link is adopted at time t as ϕ_s^t . In addition, the average probability for a complex node is defined as ϕ_c^t . For a random network without any degree-degree correlations, the probabilities ϕ_s^t and ϕ_c^t can be expressed as follows:

$$\phi_s^t = \sum_{k_s, k_c} \frac{k_s P(k_s, k_c)}{\langle k_s \rangle} s_{k_s, k_c}^t, \quad (1)$$

$$\phi_c^t = \sum_{k_s, k_c} \frac{k_c P(k_s, k_c)}{\langle k_c \rangle} c_{k_s, k_c}^t, \quad (2)$$

where $P(k_s, k_c)$ is the distribution of the joint degree for k_s and k_c of a network.

The fraction of adopted simple nodes s_{k_s, k_c}^{t+1} can be calculated according to the following equations [16, 31]

$$s_{k_s, k_c}^{t+1} = 1 - (1 - \lambda \phi_s^t)^{k_s} (1 - \lambda \phi_c^t)^{k_c}. \quad (3)$$

The terms $(1 - \lambda \phi_s^t)^{k_s}$ and $(1 - \lambda \phi_c^t)^{k_c}$ stand for the probability that a node does not contact with adopted simple and adopted complex neighbors, respectively. Similarly, the fraction of the adopted complex nodes can be obtained by

$$c_{k_s, k_c}^{t+1} = 1 - \sum_{\mu=0}^{n-1} \sum_{\mu_s=0}^{\mu} \binom{k_s}{\mu_s} (\lambda \phi_s^t)^{\mu_s} (1 - \lambda \phi_s^t)^{k_s - \mu_s} \times \binom{k_c}{\mu - \mu_s} (\lambda \phi_c^t)^{\mu - \mu_s} (1 - \lambda \phi_c^t)^{k_c - (\mu - \mu_s)}. \quad (4)$$

The term $\sum_{\mu} \dots$ represents the probability that the number μ of contacts to adopted neighbors is less than the adoption threshold n .

We can derive the following self-consistency equations in the limit $t \rightarrow \infty$ combining Eqs. 1-4:

$$\phi_s^\infty = 1 - \sum_{k_s, k_c} \frac{k_s P(k_s, k_c)}{\langle k_s \rangle} (1 - \lambda \phi_s^\infty)^{k_s} (1 - \lambda \phi_c^\infty)^{k_c}, \quad (5)$$

$$\phi_c^\infty = 1 - \sum_{k_s, k_c} \frac{k_c P(k_s, k_c)}{\langle k_c \rangle} \sum_{\mu=0}^{n-1} \sum_{\mu_s=0}^{\mu} \binom{k_s}{\mu_s} \binom{k_c}{\mu - \mu_s} \times (\lambda \phi_s^t)^{\mu_s} (1 - \lambda \phi_s^t)^{k_s - \mu_s} (\lambda \phi_c^t)^{\mu - \mu_s} (1 - \lambda \phi_c^t)^{k_c - (\mu - \mu_s)}.$$

We can obtain ϕ_s^∞ and ϕ_c^∞ by solving the coupled equations iteratively from the initial values of ϕ_s and ϕ_c . Putting them into Eqs. 3-4, the fraction of the adopted simple and complex nodes in the steady state, s_{k_s, k_c}^∞ , and c_{k_s, k_c}^∞ , can be obtained. Finally, the average fraction R of adopted nodes in the steady state with the fraction p of complex nodes can be obtained by

$$R = \sum_{k_s, k_c} P(k_s, k_c) [p c_{k_s, k_c}^\infty + (1-p) s_{k_s, k_c}^\infty]. \quad (7)$$

The fraction R of the adopted nodes can be obtained from the fixed points in Eqs. 1 and 2. The trivial solution of R with $\phi_s^\infty = \phi_c^\infty = 0$ corresponds to an absorbing phase where $R = 0$. An active phase with $R > 0$ can appear when ϕ_c and ϕ_s is nonzero. The largest eigenvalue, Λ , of the Jacobian matrix in Eqs. 1 and 2 identifies the stability of a fixed point $\vec{\phi} = (\phi_s^*, \phi_c^*)$ by applying a linear stability analysis. Specifically, the fixed point (ϕ_s^*, ϕ_c^*) is stable when $\Lambda(\vec{\phi}) > 1$. Note that multiple stable fixed points of $\vec{\phi}$ can appear for a certain set of parameters. A simple condition of the transition between the absorbing and active phases is that Λ at $(\phi_s, \phi_c) = (0, 0)$ is equal to unity. This condition leads to the transition point for a given p

$$\lambda_1 = \frac{\langle k_s \rangle}{\langle k_s^2 \rangle}. \quad (8)$$

If $\lambda > \lambda_1$, the system reaches the active phase ($R > 0$) initiated by adopted simple nodes. When all the nodes are simple nodes, we can recover the epidemic threshold for the susceptible-infected-susceptible model [5, 7].

IV. RESULTS

A. Phase diagram on Erdős-Rényi graphs

We consider the contagion model with heterogeneous adoption thresholds on Erdős-Rényi (ER) networks. Degree distribution of the ER graphs in the thermodynamic limit $N \rightarrow \infty$ is approximately given by a Poisson distribution $P(k) = e^{-z} z^k / k!$, where z denotes the average degree. We assume that simple and complex nodes are distributed randomly on a network. Thereafter, $P(k_s, k_c)$

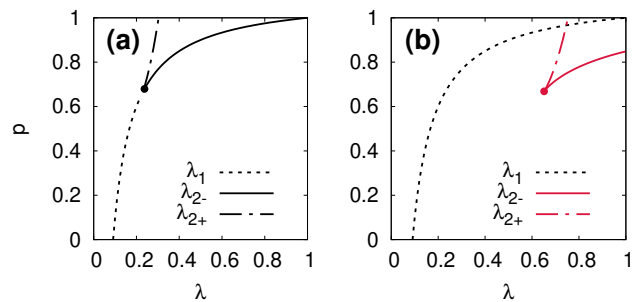


FIG. 2. Phase diagram of a heterogeneous contagion model with (a) $n = 2$ and (b) $n = 5$ for ER networks with $z = 10$. Continuous transition lines λ_1 are indicated by dashed lines. Discontinuous transitions are indicated by dot-dashed lines λ_{2+} and solid lines λ_{2-} . Critical points where the discontinuous jump disappears are indicated by filled circles.

can be decomposed into the product of two Poisson distributions, $P(k_s)$ and $P(k_c)$, with average degrees of $(1-p)z$ and pz , respectively. With the setting, the transition λ_1 is located at

$$\lambda_1 = \frac{1}{(1-p)z + 1}. \quad (9)$$

We examine the phase diagram with $n = 2$ on ER networks with $z = 10$ [Fig. 2(a)]. First, we observe a continuous (dashed) transition line, as predicted by Eq. 9. The transition becomes discontinuous, denoted by λ_{2-} (solid), when the fraction p of the complex nodes exceeds the critical point (λ_c, p_c) . In addition when $p > p_c$, another discontinuous transition line appeared, denoted by λ_{2+} (dot-dashed). Our theory predicts that these three transition lines meet at a single point, (λ_c, p_c) . When p is less than the point, there is a continuous transition between the absorbing and active phases like a typical absorbing phase transition. However, there are two transition lines, λ_{2-} and λ_{2+} when p is larger than p_c . When the contagion dynamics begins from a tiny fraction of adopted seeds, that is $R_0 \approx 0$, the theory predicts the location of the transition at λ_{2-} . However, when the fraction initially adopted nodes is sufficiently high, that is $R_0 \approx 1$, the transition takes place on λ_{2+} .

A phase diagram with $n = 5$ is shown in Fig. 2(b) as a typical example of $n > 2$. We find qualitatively similar phase diagram for all $n > 2$. We observe a continuous phase transition line λ_1 , as predicted by Eq. 9. In addition, we observe two additional discontinuous transition lines, λ_{2+} (dot-dashed) and λ_{2-} (solid), when p is larger than the critical point p_c , denoted by a filled circle. Note that the discontinuous transition line λ_{2-} is separated from λ_1 . When $p < p_c$, a single transition point λ_1 is observed, meaning that the systems change from absorbing to active phase at λ_1 . When $p > p_c$, a continuous transition line λ_1 and two discontinuous transitions lines, λ_{2-} and λ_{2+} , are observed. Depending on the initial seed fraction, R_0 , a discontinuous transition is realized at different points, either λ_{2-} or λ_{2+} . Specifically, when dy-

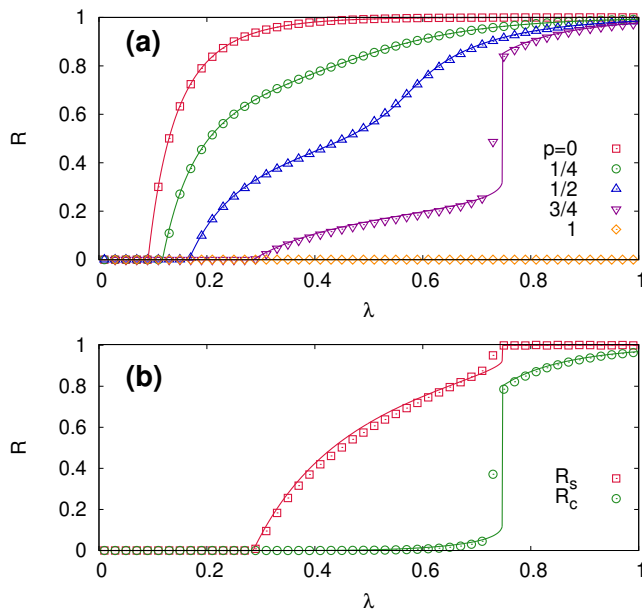


FIG. 3. (a) Fraction R of the adopted nodes as a function of λ for different p with $n = 5$, $R_0 \approx 0$, on ER networks with $N = 10^4$, and $z = 10$, averaged over 10^4 independent runs. (b) Fraction of adopted simple nodes R_s (squares) and complex nodes R_c (circles) as a function of λ with $p = 3/4$. In the intermediate phase, R_s increases gradually whereas most complex nodes remain susceptible (low R_c). Numerical simulations (symbols) and theoretical calculation (lines) are shown together.

namics starts with low R_0 , the fraction R of the adopted nodes abruptly changes at λ_{2-} . However when contagion processes starts with high R_0 , the transition appears at λ_{2+} and not λ_{2-} .

We conduct numerical simulations of the contagion dynamics on ER networks for $n = 5$ with various p values in order to verify our theory. As shown in Fig. 3(a), numerical results (symbols) are consistent with the theory (lines). In this example, the dynamics starts with a few fractions of adopted seeds such as $R_0 \approx 0.01$. As the fraction p of the complex nodes increases, the transition point λ_1 delays as predicted by theory. In addition, when $p > p_c$ where $p_c = 0.668$ for $n = 5$, an additional transition can appear at λ_{2-} . Note that λ_{2+} is inaccessible with the choice of initial condition.

B. Double transitions

Let us examine the contagion dynamics with $n = 5$ and $p = 3/4$, which is $p > p_c$. As shown in Fig. 3(a), we have two consecutive transitions, λ_1 and λ_{2-} , which are called a double transition [31, 40, 41]. The transition between the absorbing and active phases takes place at λ_1 . In addition, the fraction R of the adopted nodes that are already non-zero suddenly increases at λ_{2-} with a discontinuous jump in R . There is an intermediate phase

between the two transitions, where R is non-zero but still low. In this model, we show that the double phase transitions can naturally appear because of the heterogeneity of the adoption thresholds.

We measure the fraction of adopted nodes with simple contagion R_s and complex contagion R_c with $p = 3/4$ to demonstrate the mechanism of the double phase transition [Fig. 3(b)]. Here, R_s (R_c) represents the fraction of the adopted simple (complex) nodes for all simple (complex) nodes. For instance, $R_s = 0$ when all the simple nodes are susceptible, and $R_s = 1$ when all the simple nodes are adopted. In an absorbing phase $\lambda < \lambda_1$, all nodes are susceptible regardless of being simple or complex nodes, leading to $R = 0$. At λ_1 , simple nodes start to be adopted. However, most complex nodes remain susceptible (low R_c) until $\lambda < \lambda_{2-}$. Therefore, simple nodes are adopted whereas most complex nodes are susceptible in the intermediate phase, $\lambda_1 < \lambda < \lambda_{2-}$. At the second transition λ_{2-} , complex nodes collectively change their state from susceptible to adoption, leading to a discontinuous jump in R_c . As a result, when $\lambda > \lambda_{2-}$, most nodes, either simple or complex, are adopted. Therefore, both R_s and R_c show a high value with a discontinuous jump at λ_2 .

C. Hysteresis curves

Moreover, we show the implication in two discontinuous transition lines, λ_{2-} and λ_{2+} , above p_c [see Fig. 2(b)]. There are two different R in a steady state between two transition lines, meaning that $\lambda_{2+} < \lambda < \lambda_{2-}$. As shown in Fig. 4, there is a bistable region with two stable R , for instance, $\lambda \approx 0.8$. We defined two loci of stable R as R_+ (circles) and R_- (squares). While we can obtain the upper locus, R_+ , when contagion dynamics starts with a high R_0 , we can arrive at the lower locus, R_- , when R_0 is low. Depending on the initial fraction of the seed nodes, the locations of the transition point where a discontinuous jump appears is also different, either λ_{2+} for R_+ or λ_{2-} for R_- .

Because of bistability, there can be hysteretic behavior in the fraction R of the adopted nodes by varying λ . If the transmission probability increases from low λ , the system sustains the intermediate phase where simple nodes are adopted but most complex nodes remain susceptible until λ_{2-} . At λ_{2-} , R suddenly increases because of the adoption of complex nodes. But when the system reaches high R phase, the phase maintains for $\lambda_{2+} < \lambda < \lambda_{2-}$. Lower λ than λ_{2-} is required to reduce the activity once the system arrives at the highly active phase. To regain the low R phase, λ must be less than λ_{2+} .

We search for the origin of hysteretic behavior based on the topology of a network. We first assign the k -core (also known as the k -shell) index for each node to assess the coreness [42]. Here, k -core represents a subset of nodes formed by iterative removal of all nodes with de-

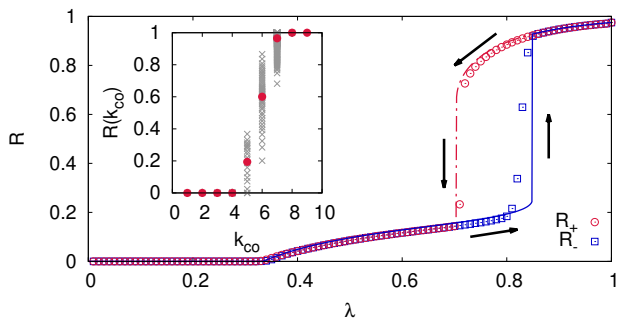


FIG. 4. The fraction of adopted nodes R as a function of λ for ER graphs with $N = 10^5$, $z = 10$, $n = 5$, and $p = 0.8$. We find the bistable region where two stable R , R_+ and R_- , exist between the two transitions, λ_{2+} and λ_{2-} . Numerical simulations (symbols) and theoretical calculation (lines) are shown. (inset) The fraction of the adopted complex nodes at $\lambda = 0.8$, following R_+ curve averaged over nodes with the same k -core index k_{co} (filled circles). Gray symbols represent the probability that a node with k_{co} is adopted and obtained for each node averaged in time.

gree less than k . That is, the k -core is a maximal set of nodes where all nodes have at least k degrees within the set. The procedure to assign k -core index is as follows: i) First, assign k -core index to each node as $k_{co} = 1$. ii) Remove all nodes with remaining degree $k \leq k_{co}$, iteratively. iii) Increase k -core index by one to all remaining nodes. iv) Repeat ii) and iii) until all nodes are removed. Thereafter, a unique value of k_{co} is assigned for each node. The k -core index assigned represents the coreness of each node in the topology of a network.

We measure the average fraction $R(k_{co})$ of the adopted complex nodes as a function of the k -core index k_{co} in the bistable region, that is, $p = 0.8$. The inset of Fig. 4 shows $R(k_{co})$ in the upper locus, R_+ . We find that nodes with a high k -core index can be in the adopted state for R_+ , implying that the complex nodes in the core of a

network can collectively sustain the active state. These nodes in the core can maintain the highly active phase via the group interaction of complex contagion. Additionally, once high k -core nodes in R_+ become susceptible, R remains at a low value until a group of complex nodes collectively change their state to be adopted at λ_{2-} . Therefore the hysteretic behavior arises from a densely connected core in a network.

V. DISCUSSION

Here, we study a model of contagion dynamics with heterogeneous adoption thresholds for different agents. In addition, we incorporate a recovery process from adopted to susceptible state. We find a double transition, which is a continuous transition from the absorbing to active phases and a subsequent discontinuous jump in the fraction of the adopted nodes. The double transition occurs with an intermediate phase in which simple nodes are adopted but complex nodes remain susceptible. Moreover, we find hysteresis in the fraction of the adopted nodes with respect to the contact probability. We show that the adopted nodes in the topological core of a network can collectively sustain the active phase in the hysteresis region. Our study provides a realistic modeling of spreading phenomena with the simple mechanism of double transition and hysteresis in contagion processes on complex networks.

ACKNOWLEDGMENTS

This work was supported by the National Research Foundation of Korea (NRF): grant funded by the Korean Government (MSIT) (2018R1C1B5044202 and 2020R1I1A3068803).

-
- [1] W. Goffman and V. Newill, Generalization of epidemic theory: An application to the transmission of ideas, *Nature* **204**, 4955 (1964).
 - [2] D. J. Daley and D. G. Kendall, Epidemics and rumors, *Nature* **204**, 4963 (1964).
 - [3] M. Granovetter, Threshold models of collective behavior, *Am. J. Sociol.* **83**, 1420 (1978).
 - [4] R. M. May and R. M. Anderson, Infectious disease of humans: dynamics and control, Oxford University Press (1991).
 - [5] R. Pastor-Satorras and A. Vespignani, Epidemic spreading in scale-free networks, *Phys. Rev. Lett.* **86**, 3200 (2001).
 - [6] D. J. Watts, A simple model of global cascades on random networks, *Proc. Natl. Acad. Sci.* **99**, 5766 (2002).
 - [7] R. Pastor-Satorras, C. Castellano, P. Van Mieghem, and A. Vespignani, Epidemic processes in complex networks, *Rev. Mod. Phys.* **87**, 925 (2015).
 - [8] D. Centola, How behavior spreads: The science of complex contagions, Princeton University Press (2018).
 - [9] W. O. Kermack and A. G. McKendrick, A contribution to the mathematical theory of epidemics, *Proc. Royal Soc. London A* **115**, 700 (1927).
 - [10] T. E. Harris, Contact interactions on a lattice, *Ann. Probab.* **2**, 969 (1974).
 - [11] D. Centola and M. Macy, Complex contagions and the weakness of long ties, *Am. J. Sociol.* **113**, 702 (2007).
 - [12] D. Centola, The spread of behavior in an online social network experiment, *Science* **329**, 1194 (2010).
 - [13] M. E. J. Newman, Spread of epidemic disease on networks, *Phys. Rev. E* **66**, 016128 (2002).
 - [14] H. Chae, S.-H. Yook, and Y. Kim, Discontinuous phase transition in a core contact process on complex networks, *New J. Phys.* **17**, 023039 (2015).

- [15] B. Min and M. San Miguel, Competition and dual users in complex contagion processes, *Sci. Rep.* **8**, 14580 (2018).
- [16] J. P. Gleeson and D. J. Cahalane, Seed size strongly affects cascades on random networks, *Phys. Rev. E* **75**, 056103 (2007).
- [17] K.-M. Lee, C. D. Brummitt, and K.-I. Goh, Threshold cascades with response heterogeneity in multiplex networks, *Phys. Rev. E* **90**, 062816 (2014).
- [18] H.-K. Janssen, M. Müller, and O. Stenull, Generalized epidemic process and tricritical dynamic percolation, *Phys. Rev. E* **70**, 026114 (2004).
- [19] W. Choi, D. Lee, J. Kertész, and B. Kahng, Two golden times in two-step contagion models: A nonlinear map approach, *Phys. Rev. E* **98**, 012311 (2018).
- [20] Y. Baek, Role of hubs in the synergistic spread of behavior, *Phys. Rev. E* **99**, 020301(R) (2019).
- [21] J. Adler and A. Aharony, Diffusion percolation: 1. Infinite time limit and bootstrap percolation, *J. Phys. A* **21**, 1387 (1988).
- [22] J. Chalupa, P. L. Leath, and G. R. Reich, Bootstrap percolation on a Bethe lattice, *J. Phys. C* **12**, L31 (1979).
- [23] J. Adler, Bootstrap percolation, *Physica A* **17**, 453 (1991).
- [24] G. J. Baxter, S. N. Dorogovtsev, A. V. Goltsev, and J. F. F. Mendes, Bootstrap percolation on complex networks, *Phys. Rev. E* **82**, 011103 (2010).
- [25] P. S. Dodds and D. J. Watts, Universal behavior in a generalized model of contagion, *Phys. Rev. Lett.* **92**, 218701 (2004).
- [26] D. Cellai, A. Lawlor, K. A. Dawson, and J. P. Gleeson, Tricritical point in heterogeneous k -core percolation, *Phys. Rev. Lett.* **107**, 175703 (2011).
- [27] G. J. Baxter, S. N. Dorogovtsev, A. V. Goltsev, and J. F. F. Mendes, Heterogeneous k -core versus bootstrap percolation on complex networks, *Phys. Rev. E* **83**, 051134 (2011).
- [28] P. D. Karampourniotis, S. Sreenivasan, B. K. Szymanski, and G. Korniss, The impact of heterogeneous thresholds on social contagion with multiple initiators, *Plos One* **10**, e0143020 (2015).
- [29] A. Czaplicka, R. Toral, and M. San Miguel, Competition of simple and complex adoption on interdependent networks, *Phys. Rev. E* **94**, 062301 (2016).
- [30] W. Wang, M. Tang, P. Shu, and Z. Wang, Dynamics of social contagions with heterogeneous adoption thresholds: crossover phenomena in phase transition, *New J. Phys.* **18**, 013029 (2016).
- [31] B. Min and M. San Miguel, Competing contagion processes: complex contagion triggered by simple contagion, *Sci. Rep.* **8**, 10422 (2018).
- [32] P. A. Dow, L. Adamic, and A. Friggeri, The anatomy of large Facebook cascades, *ICWSM* **1**, 12 (2013).
- [33] B. State and L. Adamic, The diffusion of support in an online social movement: evidence from the adoption of equal-sign profile pictures, *Proc. 18th ACM Conf. Comput. Supported Cooperat. Work Social Comput.* 1741 (2015).
- [34] H.-K. Janssen and O. Stenull, First-order phase transitions in outbreaks of co-infectious diseases and the extended general epidemic process, *EPL (Europhys. Lett.)* **113**, 26005 (2016).
- [35] B. Min and C. Castellano, Message-passing theory for cooperative epidemics, *Chaos* **30**(2), 023131 (2020).
- [36] L. Hébert-Dufresne, S. V. Scarpino, and J.-G. Young, Macroscopic patterns of interacting contagions are indistinguishable from social reinforcement, *Nat. Phys.* **16**, 426-431 (2020).
- [37] A. Majdandzic, B. Podobnik, S. V. Buldyrev, D. Y. Kenett, Spontaneous recovery in dynamical networks, S. Havlin, and H. E. Stanley, *Nat. Phys.* **10**, 34-38 (2014).
- [38] B. Min and K.-I. Goh, Multiple resource demands and viability in multiplex networks, *Phys. Rev. E* **89**, 040802(R) (2014).
- [39] L. Chen, F. Ghanbarnejad, D. Brockmann, Fundamental properties of cooperative contagion processes, *New J. Phys.* **19**, 103041 (2017).
- [40] P. Colomer-de-Simón and M. Boguñá, Double percolation phase transition in clustered complex networks, *Phys. Rev. X* **4**, 041020 (2014).
- [41] A. Allard, B. M. Althouse, S. V. Scarpino, L. Hébert-Dufresne Asymmetric percolation drives a double transition in sexual contact networks, *Proc. Natl. Acad. Sci.* **114**, 8969 (2017).
- [42] S. N. Dorogovtsev, A. V. Goltsev, J. F. F. Mendes, k -core organization of complex networks, *Phys. Rev. Lett.* **96**, 040601 (2006).