
Planning with Expectation Models for Control

Katya Kudashkina¹ Yi Wan^{2,3} Abhishek Naik^{2,3} Richard S. Sutton^{2,3}

Abstract

In model-based reinforcement learning (MBRL), Wan et al. (2019) showed conditions under which the environment model could produce the *expectation* of the next feature vector rather than the full distribution, or a sample thereof, with no loss in planning performance. Such *expectation models* are of interest when the environment is stochastic and non-stationary, and the model is approximate, such as when it is learned using function approximation. In these cases a full distribution model may be impractical and a sample model may be either more expensive computationally or of high variance. Wan et al. considered only planning for prediction to evaluate a fixed policy. In this paper, we treat the control case—planning to improve and find a good approximate policy. We prove that planning with an expectation model must update a *state*-value function, not an *action*-value function as previously suggested (e.g., Sorg & Singh, 2010). This opens the question of how planning influences action selections. We consider three strategies for this and present general MBRL algorithms for each. We identify the strengths and weaknesses of these algorithms in computational experiments. Our algorithms and experiments are the first to treat MBRL with expectation models in a general setting.

Methods that scale with computation are most likely to stand the test of time. We refer to scaling with computation in the context of artificial intelligence (AI) as using more computation to provide a better *approximate answer*. This is in contrast to with the common notion of scaling in computer science as using more computation for solving a bigger problem *exactly*. The recent success of modern machine learning techniques, in particular that of deep learning, is

primarily due to their ability to leverage the ever-increasing computational power (driven by Moore’s Law), as well as their generality in terms of dependence on data rather than hand-crafted features or rule-based techniques. Key to building general-purpose AI systems would be methods that scale with computation (Sutton, 2019).

RL is on its way to fully embrace scaling with computation—it already embraces scaling with computation in many aspects, for example by leveraging search techniques (e.g., Monte-Carlo Tree Search, see Browne et al., 2012; Finnsson & Björnsson, 2008), and modern deep learning techniques such as artificial neural networks. Methods that resort to approximating functions rather than learning them exactly have not been fully investigated. Extending the techniques used in the simpler *tabular* regime to this *function approximation* regime is an obvious first step, but some of the ideas that have served us well in the past might actually be impeding progress on the new problem of interest. For example, Sutton & Barto (2018) showed that when dealing with feature vectors rather than underlying states, the common Bellman error objective is not learnable with any amount of experiential data. Recently, Naik et al. (2019) showed that discounting is incompatible with function approximation in the case of continuing control tasks. Understanding function approximation in RL is key to building general-purpose intelligent systems that can learn to solve many tasks of arbitrary complexity in the real world.

Many of the methods in RL focus on approximating value functions for a given fixed policy—referred to as the *prediction problem* (e.g., Sutton et al., 1988; Singh et al., 1995; Wan et al., 2019). The more challenging problem of learning the best behavior is known as the *control problem*—that is approximating optimal policies and optimal value functions. In the control problem, an RL agent learns within one of two broad frameworks: model-free RL and model-based RL (MBRL). In model-free RL, the agent relies solely on its observations to make decisions (Sutton & Barto, 2018). In model-based RL, the agent has a *model* of the world, which it uses in conjunction with its observations to *plan* its decisions. The process of taking a model as input and producing or improving a policy for interacting with a modeled environment is referred to as *planning*. Models and planning are helpful. One advantage of models and planning is that they are useful when the agent faces unfamiliar or novel

¹Department of Engineering, University of Guelph, Guelph, Canada ²Department of Computing Science, University of Alberta, Edmonton, Canada ³Alberta Machine Intelligence Institute, Edmonton, Canada. Correspondence to: Katya Kudashkina <ekudashk@uoguelph.ca>.

situations—when the agent may have to consider states and actions that it has not experienced or seen before. Planning can help the agent evaluate possible actions by rolling out hypothetical scenarios according to the model and then computing their expected future outcomes (Doll et al., 2012; Ha & Schmidhuber, 2018; Sutton & Barto, 2018). Planning with function approximation remains a challenge in reinforcement learning today (Shariff and Szepesvári, 2020). Planning can be performed with various kinds of models: distribution, sample, and expectation. Wan et al. (2019) considered planning with an expectation model for the prediction problem within the function approximation setting.

In this paper we extend Wan et al.’s (2019) work on the prediction problem to the more challenging control problem, in the context of stochastic and non-stationary environments. This will involve several important definitions. We start off with discussing important choices in MBRL (Section 1). This is followed by fundamentals on planning with expectation models in the general context of function approximation (Section 2). We then show (in Section 3) that planning with an expectation model for control in stochastic non-stationary environments must update a state-value function and not an action-value function as previously suggested (e.g., Sorg & Singh, 2010). Finally, we consider three ways in which actions can be selected when planning with state-value functions, and identify their relative strengths and weaknesses (Sections 4 & 5).

1. Choices in Model-Based RL

Model-based methods are an important part of reinforcement learning’s claim to provide a full account of intelligence. An intelligent agent should be able to model its environment and use that model flexibly and efficiently to plan its behavior. In MBRL, models add knowledge to the agent in a way that policies and value functions do not (van Hasselt et al., 2019). Typically, a model receives a state and an action as inputs, and computes the next state and reward (Kuvayev & Sutton, 1996; Sutton et al., 2008; Hester & Stone, 2011). This output is used in planning to further improve policies and value functions. In this section we discuss three important choices one needs to make in MBRL.

Learned models vs. Experience Replay. One choice to make is where planning improvements could come from: *learned models* or *experience replay* (ER) (Lin, 1992). In replay-based methods the agent plans using experience stored in the agent’s memory. Some replay-based examples include deep Q-networks (DQN) (Mnih et al. 2013; 2015) and its variations: double-DQN (van Hasselt et al., 2016); extension of DQN to include prioritized sweeping (Schaul et al. 2016); deep deterministic policy gradient (Lillicrap et al., 2016); rainbow DQN (Hessel et al., 2018).

MBRL methods in which 1) the model is parameterized by some learnable weights, 2) the agent learns the parameters of the model, and 3) the agent then uses the model to plan an improved policy, are referred to as planning with *learned parametric models*. Learned parametric models are used in the Dyna architecture (Sutton, 1991), in normalized advantage functions method that incorporates the learned model into the Q-learning algorithm based on imagination rollouts (Gu et al., 2016), and in MuZero (Schrittwieser et al., 2019). The latter is a combination of a replay-based method and a learned model: the model is trained by using trajectories that are sampled from the replay buffer.

If the environment is non-stationary, then the transitions stored in the replay buffer might be stale and can slow down or even hinder the learning progress. In this work, we focus on the learned parametric models.

Types of Learned Models. Another important choice to make in MBRL is a choice of a model type. A model enables an agent to predict what would happen if actions are executed from states prior to actually executing them and without necessarily being in those states. Given a state and action, the model can predict a sample, an expectation, or a distribution of outcomes, which results in three model-type possibilities.

The first possibility is when a model computes a probability p of the next state as a result of the action taken by the agent. We refer to such model as a *distribution model*. Such models have been used typically with an assumption of a particular kind of distribution such as Gaussian (e.g., Chua et al., 2018). For example, Deisenroth & Rasmussen (2011) proposed a model-based policy search method based on probabilistic inference for learning control where a distribution model is learned using Gaussian processes. Learning a distribution can be challenging: 1) distributions are potentially large objects (Wan et al., 2019); and 2) distribution models may require an efficient way of representing and computing them, and both of the tasks can be challenging (Kurutach et al., 2018).

The second possibility is for the model to compute a sample of the next state rather than computing the full distribution. We refer to such model as a *sample model*. The output of sample models is more compact than the output of distribution models and thus, more computationally feasible. In this sense sample models are similar to experience replay. Sample models have been a good solution to when a deterministic environment appears stochastic or non-stationary because of function approximation in the model. Feinberg et al. (2018) used a sample model to improve value estimates in a method called model-based value estimation. Another example is simulated policy learning (Kaiser et al., 2019) in which a variational autoencoder (Kingma & Welling, 2014) is used to model the stochasticity of the environment. A

disadvantage of a sample model is an additional branching factor in planning, as multiple samples need to be drawn to gain a representative prediction.

The third possibility is to have a model that produces an expectation of the next state instead of the probability p as in distribution models. We refer to this kind of models as *expectation models*. Expectation models have been an obvious choice for deterministic environments (Oh et al., 2015; Leibfried et al., 2017; Kurutach et al., 2018). Wan et al. (2019), Sutton et al. (2008), and Parr et al. (2008) all used linear expectation models. Wan et al. (2019) showed that expectation models can also be used for planning in stochastic environments without loss in planning performance when using a linear value function.

In this work, we choose to focus on expectation models parameterized by learnable weights. Expectation models in control settings with function approximation have been previously explored. Sorg & Singh (2010) proposed model-based planning with an expectation model and illustrated the use of linear-option expectation models compared to primitive-action linear expectation models on the continuous rooms world domain. Jafferjee (2020) evaluated the imperfection of Dyna-style algorithms in the context of function approximation and learned models. Buckman et al. (2018) used an ensemble of expectation models and action-value functions.

Episodic vs. Continuing problems Another choice is that of the problem setting. Sequential decision making problems are typically episodic or continuing. Control with function approximation in continuing problems is arguably the problem setting that matters for AI (Naik et al., 2019; Sutton & Barto, 2018: Chapter 10), but studying episodic problems is a natural stepping-stone towards the problem of AI. Hence we first study planning for control with function approximation in the episodic setting, extending Wan et al.’s (2019) work on the prediction problem. The episodic formulation involves termination of episodes, and thus requires an explicit indication of termination in our definitions, which are laid out in the following section.

2. Foundations of Planning with Function Approximation

Consider a dynamic system that takes as input at timestep t an action A_t from a discrete set of actions \mathcal{A} and emits observations $O_t \in \mathcal{O}$. This is the *environment*. The sequence of actions and observations is referred to as *history* and denoted with H . The history at timestep t is: $H_t \doteq A_0, O_1, A_1, O_2, \dots, A_{t-1}, O_t$. A random timestep at which the episode terminates is denoted by T . The agent also receives a scalar numerical reward at every timestep that is a function of the observation: $R_t \doteq f(O_t) \in \mathbb{R}$. An

agent-environment interaction—an *episode*—is then as follows: $A_0, O_1, R_1, \dots, A_T, O_\perp, R_T$ where O_\perp is a special observation at the terminal state. The history is what an agent interacting with the environment can know and observe. The agent chooses actions to maximize the expected *discounted return* from the start state. At timestep t , the expected return discounted by factor γ is denoted by G_t :

$$G_t \doteq \sum_{k=t}^{T-1} \gamma^{k-t} R_{k+1}, \text{ where } 0 \leq \gamma < 1. \quad (1)$$

States. An important notion in function approximation is that of the *agent state*. The agent state is different from the environment’s state. The environment’s state is all the things used by the environment to compute itself. It may include latent states that are not visible to the agent. The agent state is an approximation of possible environment states. The agent state at time t is a compact summary of the agent’s history up to t (including past actions, observations, and rewards) that is useful for predicting and controlling the future of the trajectory. In the function approximation setting, the agent state is represented by a feature vector of size d denoted by \mathbf{s} , $\mathbf{s} \in \mathbb{R}^d$, that is computed using a *state-update* function u (Sutton & Barto, 2018). The state-update function uses the most recent observation and action along with the most recent agent state to recursively compute the new agent state: $\mathbf{s}_t \doteq u(\mathbf{s}_{t-1}, A_{t-1}, O_t)$. The state-update function u may be constructed based on prior knowledge (e.g., Albus, 1971; 1981) or learned (e.g., Littman & Sutton, 2001). The agent state \mathbf{s} is an approximation of an environment state and may not be Markov, that is $\Pr(\mathbf{s}_{t+1} | \mathbf{s}_t)$ may not be equal to $\Pr(\mathbf{s}_{t+1} | H_t)$. Unless otherwise specified, henceforth we refer to the agent state just by *state*.

Value functions. In the tabular RL setting, we define *true* value functions w.r.t. environment states. For instance, for a policy π , the true value function v_π is the expected return given the environment state (which is a Markov state). But in the function approximation setting, the agent does not have access to the environment state, nor is the agent state necessarily Markov. Hence the true value functions v_π, v_*, q_π, q_* are undefined w.r.t. agent states. Instead, we have approximate value functions $\hat{v}_\pi, \hat{\pi}$ parameterized by learnable weights (e.g., $\hat{v}(\mathbf{s}, \mathbf{w})$, $\mathbf{w} \in \mathbb{R}^d$).

In this work we focus on linear value functions. One may think that this choice is limiting in the expressivity of the value function. We argue that the state-update function u can encompass the necessary expressivity of the features. In many cases, we can choose to have a linear value function by changing a feature representation with u function. For example, to achieve that, a choice for a state-update function u can be variational autoencoders (e.g., Kingma & Welling, 2014; Rezende et al., 2014), long short-term memory networks (Hochreiter & Schmidhuber, 1997), predictive state

representation (Littman & Sutton, 2001), temporal difference networks (Sutton et al., 2005), or generalized value functions (White, 2015). Choices of linear representations have a long history in the field of reinforcement learning and form the basis of many methods with strong theoretical guarantees (Sorg & Singh, 2010).

Value Iteration. A known approach to learning a policy is iterative updates to a state-value or action-value function (Sutton, 1988). Various solutions exist for updating value functions. A classic planning algorithm is *value iteration* (Bellman, 1957; Sutton, 1988; Watkins, 1989; Bertsekas, 2012) which performs sweeps of computed backup values through the state or state-action space.

Models. In the tabular setting, a model takes an environment state and action as input, and produces a sample or a distribution of the next environment state and reward. In the function approximation setting, while the agent state is not Markov w.r.t. the environment, it is Markov w.r.t. the model. This means we can define models that use agent state instead of the environment state, and operate in the same way. Such models can be learned from experience, in other words, models can be parameterized by weights that can be learned.

Definition. A *distribution model* consists of an *expected reward function* $r : \mathbb{R}^d \times \mathcal{A} \rightarrow \mathbb{R}$, written $r(\mathbf{s}, a)$, and a *transition probability function* $p : \mathbb{R}^d \times \mathbb{R}^d \times \mathcal{A} \rightarrow [0, 1]$, written $p(\mathbf{s}' | \mathbf{s}, a)$, where:

$$\int_{\mathbf{s}' \in \mathbb{R}^d} p(\mathbf{s}' | \mathbf{s}, a) d\mathbf{s}' \leq 1 \quad \forall \mathbf{s} \in \mathbb{R}^d, a \in \mathcal{A}. \quad (2)$$

If p integrates to less than 1, then the remaining probability is interpreted as the probability of termination.

Definition. *Approximate value iteration (AVI) with a distribution model* consists of repeated applications of the the following update:

$$\mathbf{w} \leftarrow \mathbf{w} + \alpha (g(\mathbf{s}, \mathbf{w}) - \hat{v}(\mathbf{s}, \mathbf{w})) \nabla_{\mathbf{w}} \hat{v}(\mathbf{s}, \mathbf{w}), \quad (3)$$

where $g(\mathbf{s}, \mathbf{w})$, the *update target*, is

$$g(\mathbf{s}, \mathbf{w}) \doteq \max_{a \in \mathcal{A}} \left[r(\mathbf{s}, a) + \gamma \int_{\mathbf{s}' \in \mathbb{R}^d} p(\mathbf{s}' | \mathbf{s}, a) \hat{v}(\mathbf{s}', \mathbf{w}) d\mathbf{s}' \right]. \quad (4)$$

Definition. A *general episodic expectation model (GEEM)* consists of an expected reward function $r : \mathbb{R} \times \mathcal{A} \rightarrow [-\infty, 0]$, an expected next-state function $\hat{\mathbf{s}} : \mathbb{R}^d \times \mathcal{A} \rightarrow \mathbb{R}^d$, and a termination probability function $\beta : \mathbb{R}^d \times \mathcal{A} \rightarrow [0, 1]$. $\beta(\mathbf{s}, a)$ is interpreted as the probability of terminating in one step from state \mathbf{s} if action a is taken, and $\hat{\mathbf{s}}(\mathbf{s}, a)$ is interpreted as the expected next state if termination does not occur.

Definition. *Expectation value iteration (EVI)* consists of repeated application of (3) with the update target

$$g(\mathbf{s}, \mathbf{w}) = \max_{a \in \mathcal{A}} \left[r(\mathbf{s}, a) + \gamma (1 - \beta(\mathbf{s}, a)) \hat{v}(\hat{\mathbf{s}}(\mathbf{s}, a), \mathbf{w}) \right]. \quad (5)$$

In the special case in which the approximate value function is linear, $\hat{v}(\mathbf{s}, \mathbf{w}) = \mathbf{w}^\top \mathbf{s}$, this update target can be written

$$g(\mathbf{s}, \mathbf{w}) = \max_{a \in \mathcal{A}} \left[r(\mathbf{s}, a) + \gamma \underbrace{(1 - \beta(\mathbf{s}, a)) \hat{\mathbf{s}}(\mathbf{s}, a)}_{\bar{\mathbf{s}}(\mathbf{s}, a)}^\top \mathbf{w} \right], \quad (6)$$

revealing that the β and $\hat{\mathbf{s}}$ functions of the expectation model can be combined and learned as a single function $\bar{\mathbf{s}}$. This motivates the next definition.

Definition. A *zero-terminal expectation model (ZTEM)* consists of an expected reward function $r : \mathbb{R} \times \mathcal{A} \rightarrow [-\infty, 0]$ and a zero-terminal expected next-state function $\bar{\mathbf{s}} : \mathbb{R}^d \times \mathcal{A} \rightarrow \mathbb{R}^d$, written $\bar{\mathbf{s}}(\mathbf{s}, a)$, which can be interpreted as an expectation of the next state given that the terminal state is treated as a zero vector.

Definition. A ZTEM and a GEEM are *aligned* iff their expected reward functions are identical and the expected next state functions are related by

$$\bar{\mathbf{s}}(\mathbf{s}, a) = (1 - \beta(\mathbf{s}, a)) \hat{\mathbf{s}}(\mathbf{s}, a). \quad (7)$$

Definition. *Linear expectation value iteration (LEVI)* is the combination of EVI and a linear state-value function. It consists of repeated applications of (3) with the update target

$$g(\mathbf{s}, \mathbf{w}) = \max_{a \in \mathcal{A}} \left[r(\mathbf{s}, a) + \gamma \mathbf{w}^\top \bar{\mathbf{s}}(\mathbf{s}, a) \right], \quad (8)$$

Theorem 1. *If a ZTEM and GEEM are aligned, then LEVI is equivalent to EVI with a linear state-value function.*

Proof. Follows immediately from the combination of (6) and (7). \square

Definition. A ZTEM and a distribution model are *aligned* iff their expected reward functions are identical and their transition parts are related by

$$\bar{\mathbf{s}}(\mathbf{s}, a) = \int_{\mathbf{s}' \in \mathbb{R}^d} \mathbf{s}' p(\mathbf{s}' | \mathbf{s}, a) d\mathbf{s}' \quad \forall \mathbf{s} \in \mathbb{R}^d, a \in \mathcal{A}, \quad (9)$$

The theorem below extends Wan et al.'s (2019) result to our setting and definitions.

Theorem 2. *If a ZTEM and a distribution model are aligned, then LEVI is equivalent to AVI with a linear state-value function.*

Proof. Consider now the integral part in (4) below:

$$\int_{\mathbf{s}' \in \mathbb{R}^d} p(\mathbf{s}' | \mathbf{s}, a) \hat{v}(\mathbf{s}', \mathbf{w}) d\mathbf{s}' = \int_{\mathbf{s}' \in \mathbb{R}^d} p(\mathbf{s}' | \mathbf{s}, a) \mathbf{w}^\top \mathbf{s}' d\mathbf{s}' \quad (10)$$

$$= \int_{\mathbf{s}' \in \mathbb{R}^d} p(\mathbf{s}' | \mathbf{s}, a) \mathbf{s}'^\top \mathbf{w} d\mathbf{s}'$$

$$= \left(\int_{\mathbf{s}' \in \mathbb{R}^d} p(\mathbf{s}' | \mathbf{s}, a) \mathbf{s}' d\mathbf{s}' \right)^\top \mathbf{w} \quad (11)$$

$$= \mathbb{E}_\eta [\mathbf{s}_{t+1} | \mathbf{s}_t = \mathbf{s}, A_t = a]^\top \mathbf{w} \quad (12)$$

$$\doteq \bar{\mathbf{s}}(\mathbf{s}, a)^\top \mathbf{w} \quad (13)$$

□

This shows that (4) and (8) are equivalent. The theorem allows us to use the benefits of expectation models such as lesser computation and smaller variance.

Planning and backup distribution. Planning can often be described as proceeding in a sequence of *state-value backups*, each of which updates the value estimate of a single state (and perhaps others by generalization). That state, called the *backup state*, can be selected in many different ways. Often we can speak of the distribution of states at which backups are done. A state distribution from which backup updates are performed during planning has an effect on the value function convergence. Here we refer to a distribution of state we are planning from as a *backup distribution*. In general, we talk of backup control which is analogous to “search control” strategy such as prioritized sweeping (see Sutton et al., 2008; Pan et al., 2018). To update the backup state, one or more backups are made either from it or from its possible successor states, a backup target is formed, and finally the backup-state’s state-value estimate is shifted toward the target. In one-step backups, all the backup updates are from the same backup state; they all predict one step into the future from it. These are the shortest backups. In *multi-steps*, or *iterated*, backups, backups are made both from the backup state and the predicted states of those backups.

3. Planning with Expectation Models Can Not Be Done with Action-value Functions

It is natural to extend AVI to an action-value form. Here we demonstrate that planning with expectation models with function approximation and linear value functions must update state-value functions and not *action-value* functions. An *update target* for an *approximate action-value iteration* (AAVI) is defined as $g(\mathbf{s}, a, \mathbf{w})$:

$$g(\mathbf{s}, a, \mathbf{w}) \doteq r(\mathbf{s}, a) + \gamma \int_{\mathbf{s}' \in \mathbb{R}^d} p(\mathbf{s}' | \mathbf{s}, a) \max_{a'} \hat{q}(\mathbf{s}', a', \mathbf{w}) d\mathbf{s}' \quad (14)$$

AAVI update is then:

$$\mathbf{w} \leftarrow \mathbf{w} + \alpha (g(\mathbf{s}, a, \mathbf{w}) - \hat{q}(\mathbf{s}, a, \mathbf{w})) \nabla_{\mathbf{w}} \hat{q}(\mathbf{s}, a, \mathbf{w}). \quad (15)$$

In stochastic environments, planning with expectation models with function approximation and linear value functions must update state-value functions and not action-value functions. To update an action-value function, we need the second part of the target in (14), that is as follows:

$$\int_{\mathbf{s}' \in \mathbb{R}^d} p(\mathbf{s}' | \mathbf{s}, a) \max_{a'} \hat{q}(\mathbf{s}', a') d\mathbf{s}' \doteq \int_{\mathbf{s}' \in \mathbb{R}^d} p(\mathbf{s}' | \mathbf{s}, a) \max_{a'} (\mathbf{w}_{a'}^\top \mathbf{s}') d\mathbf{s}'$$

$$\neq \max_{a'} \int_{\mathbf{s}' \in \mathbb{R}^d} p(\mathbf{s}' | \mathbf{s}, a) \mathbf{w}_{a'}^\top \mathbf{s}' d\mathbf{s}'. \quad (16)$$

This result shows that Sorg & Singh’s (2010) usage of an expectation model for planning with linear *action-value* function is invalid. For a linear expectation model matrix $\mathbf{F}_a \in \mathbb{R}^d \times \mathbb{R}^d$, the second part of the target they used is $\max_{a'} (\mathbf{F}_a \mathbf{s})^\top \mathbf{w}_{a'}$, which we showed is not equivalent to an action-value value iteration update with an aligned distribution model (16):

$$\int_{\mathbf{s}' \in \mathbb{R}^d} p(\mathbf{s}' | \mathbf{s}, a) \max_{a'} \hat{q}(\mathbf{s}', a') d\mathbf{s}' \neq \max_{a'} (\mathbf{F}_a \mathbf{s})^\top \mathbf{w}_{a'}. \quad (17)$$

We demonstrate that planning with expectation models cannot update action-value functions on a counterexample.

A counterexample. Consider a Markov decision process (MDP) with three transition states shown in Figure 1. From the start state 1 the agent can perform one of the two actions: *A* and *B*. With equal probability, the action *A* causes the

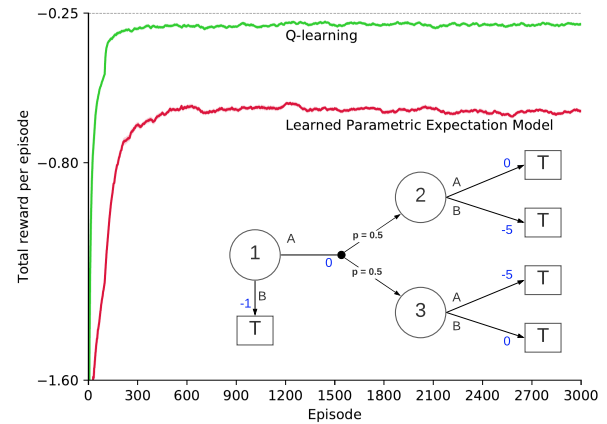


Figure 1. A counterexample episodic MDP that illustrates performance of planning with an expectation model and action values.

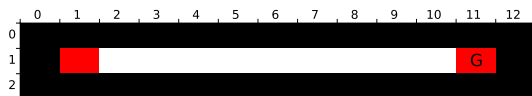


Figure 2. A corridor domain.

agent to advance either to the states 2 or 3. If the transition takes the agent to the 2 state, then action A takes the agent to the terminal state with the reward 0, and action B takes the agent to the terminal state with the reward -5 . The opposite happens in the 3 state: action A takes the agent to the terminal state with the reward -5 , and action B takes the agent to the terminal state with the reward 0. The episode ends once the agent reaches a terminal state. Figure 1 empirically illustrates that expectation models do not work with action values in stochastic environments. It shows one-step Q-learning (Watkins & Dayan, 1992) reaching optimal policy that is close to -0.25 , while one-step Q-planning (Sutton & Barto, 2018: Chapter 8) with a learned expectation model and action values is not capable of that.

A corridor domain illustration. We further extend the toy MDP to a more practical domain and illustrate on a stochastic corridor that planning with expectation models cannot update action-value functions.

Consider a corridor domain shown on Figure 2. The corridor consists of 9 non-terminal states. The black cells represent walls, red cells represent terminal states. The agent can move in the white cells using one of the `left` or `right` actions. The actions are stochastic: with probability $2/3$, the actions cause the agent to move one cell in the direction corresponding to its name, and with probability $1/3$, the agent ends up one cell in the other direction. An episode starts with the agent randomly initialized in one of the white states, and ends when it reaches one of two terminal states. The reward is -1 on all time steps. If the agent reaches the terminal state marked by ‘G’—the goal state—it gets a reward of $+20$; the reward is 0 for reaching the other terminal state. In this illustration, we allowed a positive reward while ensuring that episodes terminate.

Figure 3 demonstrates learning curves over 20000 episodes. A one-step Q-learning agent converged to the performance of the agent planning with action-values and a true model, while planning with expectation model and action values could not reach optimal behavior.

4. How Does Planning Affect Action Choice?

The previous section showed that planning with expectation models cannot proceed directly with action values. In this section we discuss how the planning affects the choice of

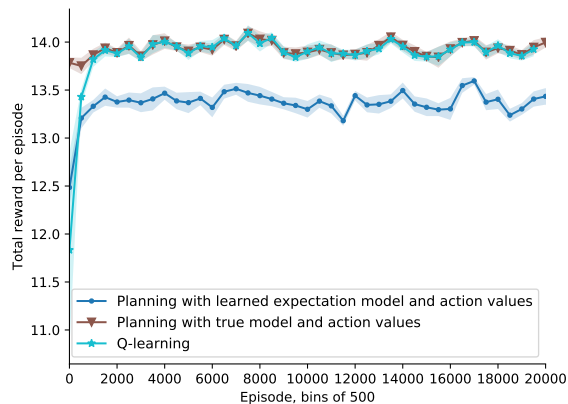


Figure 3. Q-learning and planning with expectation model and action values on the corridor stochastic environment with function approximation. Feature-vectors size $d = 14$ are random binary feature vectors, for each state. They all have the same k number of 1s, $k = 5$, picked at random, without replacement. Each curve is an average of 10 runs; each point represents the average number of total reward per episode, averaged over all the runs and over temporal stretches of 500-episode bins.

actions when expectation models are used with state-value functions. The following algorithms use linear value functions with state \mathbf{s} that is a feature vector produced by a state-update function, $r(\mathbf{s}, a)$ and $\bar{\mathbf{s}}$ that are computed by the model prediction. They also use an expectation model whose parameters are learned by minimizing the squared loss as follows: $\|\bar{\mathbf{s}}_{t+1} - \mathbf{s}_{t+1}\|_2^2$ and $(\hat{r}_{t+1} - R_{t+1})^2$. For planning updates, state \mathbf{s} is sampled from a backup distribution. All algorithms perform regular TD update outside of the planning updates¹.

Algorithm 1. One way in which planning can affect action is to compute a *back-up value* with a model at the decision time for each of the actions:

$$b(\mathbf{s}_t, a, \mathbf{w}) \doteq r(\mathbf{s}_t, a) + \bar{\mathbf{s}}(\mathbf{s}_t, a)^\top \mathbf{w} \quad (18)$$

and then act greedy w.r.t. the model:

$$A_t \doteq \arg \max_{a \in \mathcal{A}} b(\mathbf{s}_t, a, \mathbf{w}) \quad (19)$$

At planning time we compute the target as in (5) and then use the TD update with \mathbf{s} from the backup distribution and $\bar{\mathbf{s}}$ as an output from the model as in (3). In this approach the backup values play the same role as action-values in greedy action selection with an action-value method. The equation above is greedy action selection with respect to the model; in practice we may want to change it to ϵ -greedy action selection (in which with a small probability ϵ a random action is selected among all the actions with equal probability,

¹See supplementary materials for details.

independently of the value function estimates) or to another method that ensures exploration.

Algorithm 2. Another approach to influence action with planning is to maintain action values as cached backup values. Planning already computes backed-up values as part of its normal operation. Some of those values can be stored in the action-value approximator—a separate function approximator with weight vector \mathbf{w}_q . At decision time, actions are taken using $A_t \doteq \arg \max_{a \in \mathcal{A}} \hat{q}(s_t, a, \mathbf{w})$. During planning time the same planning update as in (3) is performed and in addition, action-value function parameters \mathbf{w}_q are updated:

$$\mathbf{w}_q \leftarrow \mathbf{w}_q + \alpha_{\mathbf{w}_q} \left(b(s, a, \mathbf{w}) - \hat{q}(s, a, \mathbf{w}) \right) \nabla \hat{q}(s, a, \mathbf{w}) \quad (20)$$

Algorithm 3. The third approach is similar to Algorithm 2, but instead of caching into action values it caches all the way to an approximate policy. Actions are sampled from the parameterized policy π_θ (e.g., a softmax policy) at decision time and the policy is updated as in policy gradient methods. During planning time the same planning update as in (3 and 5) are performed and the policy parameters are updated as:

$$\delta(s, \mathbf{w}) \leftarrow r(s, a) + \gamma \bar{s}(s, a)^\top \mathbf{w} - \mathbf{s}^\top \mathbf{w} \quad (21)$$

$$\theta \leftarrow \theta + \alpha_\theta \delta(s, \mathbf{w}) \nabla (\log \pi_\theta(s, a)) \quad (22)$$

5. Empirical Illustrations

This section reports some preliminary experimental results that illustrate differences between Q-learning, planning with expectation model and action values, and the three proposed algorithms that plan with expectation model and state values. The goal of this section is to demonstrate empirically the proposed approach of affecting action during planning.

Domain. In the first set of experiments, the domain used was a corridor shown in Figure 2 and described in 3. The agent’s actions are stochastic: with probability 9/10, the actions would cause the agent to move one cell in the corresponding direction, and with probability 1/10, the agent would move instead in the other direction. In addition to stochastic actions, we introduce a non-stationarity to the domain inspired by van Seijen et al. (2020): the goal location changes every k episodes—a *phase*—and the other terminal state becomes the goal state.

Illustration of non-stationarity impact. We first demonstrate the impact of non-stationary in fully-observable settings using the corridor domain (Figure 2) where the goal switches every 500 episodes. We compared the performance of three algorithms: (a) one-step Q-planning with the true environment model, (b) with a learned expectation model, (c) one-step Q-learning. The first experiment was on a deterministic version of the corridor environment in which the

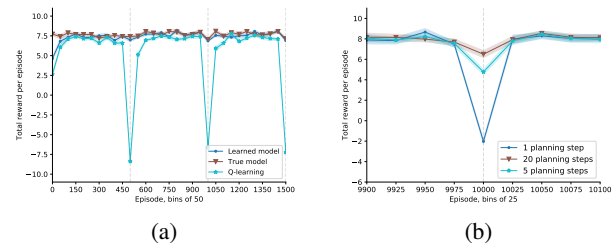


Figure 4. Stochastic corridor results with tabular regime. (a) show one-step Q-planning with the true environment model, a learned expectation model, and one-step Q-learning on a stochastic corridor. A goal switching phase is 500 episodes. (b) illustrate the effect of the number of planning steps when adjusting to the change in the environment. A goal switching phase is 10000 episodes. In (a) and (b): Each curve is an average of 30 runs; each point represents the average number of total reward per episode, averaged over all the runs and over temporal stretches of 50-episode and 20-episode bins for (a) and (b) respectively.

actions were not stochastic. Figure 4 shows how the performance of Q-learning took a relatively long time to find the goal state consistently every time the goal got switched (i.e., a phase changed). The two model-based algorithms resulted in a small dip in performance when the goal switched, but they found the optimal policy relatively quickly by planning.

In all cases, at the beginning of the second phase the agent starts from an adversarial value function that induces the agent to move only in one direction. At the beginning of the third phase the agent no longer starts from a completely adversarial value function because it is not the optimal value function from the previous phase, which explains shorter recovery in phase 3.

The higher the number of planning steps, the more efficient the agent is at the recovery. Figure 4(b) shows the effect of the number of planning steps on the recovery length and the impact on the drop. It is clear that in a stochastic non-stationary environment planning benefits the agent’s performance. We further illustrate our three proposed algorithms in this non-stationary domain in the setting of function approximation.

Illustration of proposed algorithms. In this experiment on the corridor domain, the feature vectors for each state are random binary feature vectors of size $d = 14$. They all have the same $k = 3$ number of 1s, picked at random, without replacement. The phases were 500 episodes.

The first two algorithms use ϵ -greedy action during decision time. The agents’ performance was measured in terms of the total reward per episode achieved, and shown over temporal stretches of n -episode bins (see figure captions). The model is learned online, in addition to the batch update from ER, minimizing mean squared error as described in Section 4.

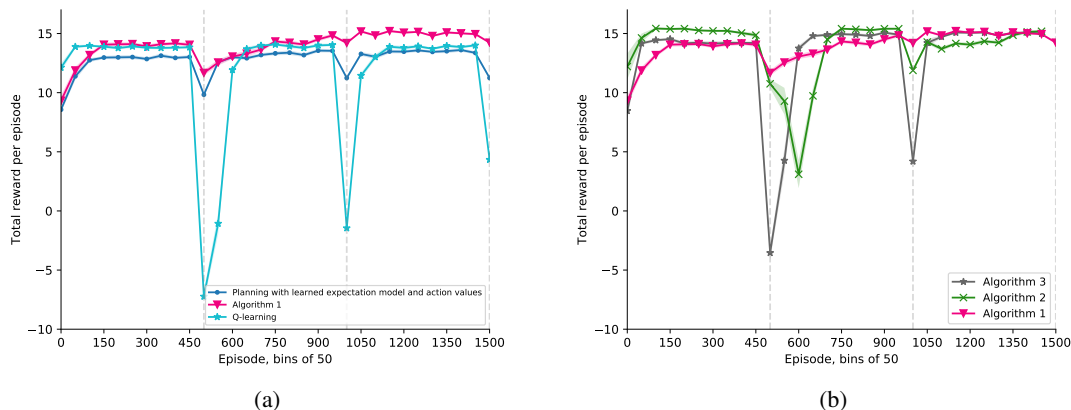


Figure 5. An illustration of the three proposed algorithms on the corridor domain. Each curve is an average of 30 runs; each point represents the average number of total reward per episode, averaged over all the runs and over temporal stretches of 50-episode bins.

Figure 5(a) shows the learning curves of a Q-learning agent, a learned expectation model with action values, and a learned expectation model with state values (Algorithm 1). When the goal is switched, Q-learning performance dropped to about -7 between phases 1 and 2. The impact of the goal change diminished as the Q-learning agent learned about the opposite goal location in phase 2. However, its performance still dropped to about 4 at the end of phase 3. Planning with expectation model and action values did not perform well as expected (demonstrated earlier in Figure 3). Expectation model with action values recovered faster from the goal change than the Q-learning agent and its drop was not that significant, however, the overall performance is worse because of the incorrect update (described in Section 3). Algorithm 1 performed well overall and had the shortest recovery at every phase when the goal changed.

Figure 5(b) shows the three proposed algorithms on the corridor domain. The results for Algorithm 2 are less clear. Algorithm 2 took longer to recover from the goal change than Algorithm 1. Algorithm 3 was also more sensitive to goal change which may be because policy gradient methods get stuck easily in local optima. Yet, Algorithm 3 recovered faster than Q-learning and the drop was not as large.

6. Discussion

A disadvantage of Algorithm 1 is that it involves significant computation at decision time (computing one-step backups for all actions). This could add significant latency to the agent’s responses during decision time, especially if the number of actions to be considered is large. Algorithms 2 and 3 mitigate this issue to an extent thanks to an explicit action-value function and a policy respectively. One strength of Algorithm 2 compared to Algorithm 1 is its flexibility

with regards to when the action values are updated—for which states and actions (20) is performed. Another strength is that the update (20) can be done at planning time rather than at decision time, which is less costly in terms of latency. Algorithm 3 has a similar flexibility in terms of updating the policy. On the flip side, Algorithms 2 and 3 have the higher number of parameters compared to Algorithm 1.

All kinds of models require a backup distribution to sample states from which planning backups will be performed. There are many choices available (e.g., see Pan et al., 2019). A general choice can be to learn a sample model for the backups. Note that this sample model for backups only needs to produce a state, which makes it much simpler than a sample model of transitions that takes a state and action as input and produces a sample of the next state and reward.

Finally, note that with expectation models, we do not expect to perform multi-step rollout-style backups. This is because the expected next state may not correspond to any real observation; Jafferjee (2020) showed the planning from such states can be detrimental. In contrast, sample models are amenable for multi-step rollout-style backups. However, this can also be detrimental to planning because of compounding errors (Talvitie, 2014; 2017). Furthermore, expectation models may require less parameter tuning than sample or distribution models.

7. Conclusion

Many problems considered in AI have the nature of non-stationarity and dynamically changing goals paired with some level of stochasticity in a domain. Expectation models have their benefits compared to sample models: they are expected to have less variance and hence result in quicker

learning, their space and computational requirements are relatively smaller. We showed in this paper that planning with expectation models must update state values. The studies reported here represent general settings of MBRL with expectation models that are independent of many choices such as that of state representation. Interesting areas for future work lie in a few directions: 1) how different kinds of backup distributions affect planning; 2) how the degree of function approximation affects planning; and 3) comparison of one-step backups in expectation models and iterated backups in sample models, and 4) extension of the theory in this paper to the case of non-linear value functions.

Acknowledgements

The authors were supported by DeepMind, NSERC, and CIFAR. Katya Kudashkina was supported by the Arrell Food Institute. The authors also wish to thank the following people for the ideas, discussions, and support: Eric Graves, Graham Taylor, Jakob Foerster, Julie Vale, John D. Martin, Joseph Modayil, Matthew Schlegel, and Zach Holland. Resources used in preparing this research were provided, in part, by the Province of Ontario, the Government of Canada through CIFAR, companies sponsoring the Vector Institute, Compute Ontario, and Compute Canada.

References

- Abbeel, P., Coates, A., Quigley, M., and Ng, A. Y. (2007). An application of reinforcement learning to aerobic helicopter flight. In *Proceedings of the 21st Conference on Neural Information Processing Systems*. pp. 1–8.
- Albus, J. S. (1971). A theory of cerebellar function. *Mathematical biosciences*, 10(1-2):25–61.
- Albus, J. S. (1981) *Brains, behavior, and robotics*. Byte Books, Peterborough, NH.
- Atkeson, C. G. and Santamaria, J. C. (1997). A comparison of direct and model-based reinforcement learning. In *Proceedings of International Conference on Robotics and Automation*. vol. 4, pp. 3557–3564.
- Barto, A. G., Sutton, R. S., and Anderson, C. W. (1983). Neuronlike adaptive elements that can solve difficult learning control problems. *IEEE transactions on systems, man, and cybernetics*, SMC-13(5):834–846.
- Bellman, R. (1957). *Dynamic Programming*. Princeton University Press.
- Bertsekas, D. P. (2012). *Dynamic Programming and Optimal Control, Volume II: Approximate Dynamic Programming*, fourth edition. Athena Scientific, Belmont, MA.
- Bertsekas, D. P., Tsitsiklis, J. N. (1996) *Neuro-Dynamic Programming*. Athena Scientific, Belmont, MA.
- Browne, C. B., Powley, E., Whitehouse, D., Lucas, S. M., Cowling, P. I., Rohlfshagen, P., Tavener, S., Perez, D., Samothrakis, S., and Colton, S. (2012). A survey of Monte Carlo tree search methods. *IEEE Transactions on Computational Intelligence and AI in games*, 4(1):1–43.
- Buckman, J., Hafner, D., Tucker, G., Brevdo, E., and Lee, H. (2018). Sample-Efficient Reinforcement Learning with Stochastic Ensemble Value Expansion. In *Proceedings of the 32nd Conference on Neural Information Processing Systems*, pp. 8224–8234.
- Cassandra, A. R., Kaelbling, L. P., and Littman, M. L. (1994). Acting optimally in partially observable stochastic domains. In *AAAI, Vol. 94*, pp. 1023–1028.
- Chapman, D. and Kaelbling, L. P. (1991). Input generalization in delayed reinforcement learning: An algorithm and performance comparisons. In *Proceedings of the Twelfth International Conference on Artificial Intelligence*, pp. 726–731. Morgan Kaufmann, San Mateo, CA.
- Chua, K., Calandra, R., McAllister, R., and Levine, S. Deep reinforcement learning in a handful of trials using probabilistic dynamics models. In *Proceedings of the 31st Conference on Neural Information Processing Systems*, pp. pp. 4754–4765, Montréal, Canada. Curran Associates, Inc. 2018.
- Deisenroth, M., Rasmussen, C. E. (2011). PILCO: A model-based and data-efficient approach to policy search. In *Proceedings of the 28th International Conference on Machine Learning* (pp. 465–472). Omnipress.
- Doll, B. B., Simon, D. A., Daw, N. D. (2012). The ubiquity of model-based reinforcement learning. *Current Opinion in Neurobiology*, 22(6):1–7.
- Farley, B. and Clark, W. (1954). Simulation of self-organizing systems by digital computer. *Transactions of the IRE Professional Group on Information Theory*, 4(4):76–84.
- Feinberg, V., Wan, A., Stoica, I., Jordan, M. I., Gonzalez, J. E., and Levine, S. (2018). Model-based value estimation for efficient model-free reinforcement learning. ArXiv:1803.00101.
- Finnsson, H. and Björnsson, Y. (2008). Simulation-Based Approach to General Game Playing. In *AAAI*, volume 8, pp.259–264.
- Gu, S., Lillicrap, T., Sutskever, I., and Levine, S. (2016). Continuous deep q-learning with model-based acceleration. In *Proceedings of the 33rd International Conference on Machine Learning*,

Volume 48, JMLR.org.

- Ha, D. and Schmidhuber, J. World models. (2018). In *Proceedings of the 32nd Conference on Neural Information Processing Systems*, pp. 2451–2463.
- Harmon, M. E. and Baird III, L. C. (1996). Spurious Solutions to the Bellman Equation. Technical report, Citeseer.
- Hessel, M., Modayil, J., van Hasselt, H., Schaul, T., Ostrovski, G., Dabney, W., Horgan, D., Piot, B., Azar, M. G., and Silver, D. (2018). Rainbow: Combining Improvements in Deep Reinforcement Learning. In *AAAI*, pp. 3215–3222.
- Hester, T. and Stone, P. (2011). Learning and using models. Wiering, M. and van Otterlo, M. (eds.), *Reinforcement Learning: State of the Art*. Springer Verlag, Berlin, Germany.
- Hochreiter, S. and Schmidhuber, J. (1997). Long Short-Term Memory. *Neural Computation*, 9(8):1735–1780.
- Holland, G. Z., Talvitie, E. J., and Bowling, M. (2018). The Effect of Planning Shape on Dyna-style Planning in High-dimensional State Spaces. ArXiv:1806.01825.
- Jafferjee, T. (2020). Chasing Hallucinated Value: A Pitfall of Dyna Style Algorithms with Imperfect Environment Models. Master’s thesis, The University of Alberta.
- Kaelbling, L. P. (1993a). Hierarchical learning in stochastic domains: Preliminary results. In *Proceedings of the 10th International Conference on Machine Learning*, pp. 167–173. Morgan Kaufmann.
- Kaelbling, L. P. (1993b). Learning to achieve goals. In *Proceedings of the Thirteenth International Joint Conference on Artificial Intelligence*, pp. 1094–1099.
- Kaiser, L., Babaeizadeh, M., Milos, P., Osinski, B., Campbell, R. H., Czechowski, K., Erhan, D., Finn, C., Kozakowski, P., Levine, S., Mohiuddin, A., Sepassi, R., Tucker, G., and Michalewski, H. (2019). Model-based reinforcement learning for Atari. ArXiv:1903.00374.
- Kingma, D. P. and Welling, M. (2014). Auto-Encoding Variational Bayes. In *Proceedings of the 2nd International Conference on Learning Representations*.
- Kurutach, T., Clavera, I., Duan, Y., Tamar, A., and Abbeel, P. (2018). Model-ensemble trust-region policy optimization. In *Proceedings of the 6th International Conference on Learning Representations*.
- Kuvayev, L. and Sutton, R. S. (1996). Model-based reinforcement learning with an approximate, learned model. In *Proceedings of the Ninth Yale Workshop on Adaptive and Learning Systems*, pp. 101–105. Citeseer.
- Leibfried, F., Kushman, N., and Hofmann, K. (2017). A Deep Learning Approach for Joint Video Frame and Reward Prediction in Atari Games. In *Workshop on Principled Approaches to Deep Learning, International Conference on Machine Learning*, Sydney, Australia.
- Lillicrap, T. P., Hunt, J. J., Pritzel, A., Heess, N., Erez, T., Tassa, Y., Silver, D., and Wierstra, D. (2016). Continuous control with deep reinforcement learning. In *Proceedings of the 4th International Conference on Learning Representations (Poster)*.
- Lin, L.-J. (1992). Self-improving reactive agents based on reinforcement learning, planning and teaching. *Machine learning*, 8(3-4):293–321.
- Littman, M. L., Sutton, R. S., Singh. (2002). Predictive representations of state. In *Proceedings of the 14th Conference on Neural Information Processing Systems*, pp. 1555–1561. MIT Press, Cambridge, MA.
- Mnih, V., Kavukcuoglu, K., Silver, D., Graves, A., Antonoglou, I., Wierstra, D., et al. (2013). Playing Atari with Deep Reinforcement Learning. In *Deep Learning Workshop, Neural Information Processing Systems*.
- Mnih, V., Kavukcuoglu, K., Silver, D., Rusu, A. A., Veness, J., Bellemare, M. G., Graves, A., Riedmiller, M., Fidjeland, A. K., Ostrovski, G., Petersen, S., Beattie, C., Sadik, A., Antonoglou, I., King, H., Kumaran, D., Wierstra, D., Legg, S., Hassabis, D. (2015). Human-level control through deep reinforcement learning. *Nature*, 518(7540):529–533.
- Moore, A. W., Atkeson, C. G. (1993). Prioritized sweeping: Reinforcement learning with less data and less real time. *Machine Learning*, 13(1):103–130.
- Naik, A., Shariff, R., Yasui, N., and Sutton, R. S. (2019). Discounted reinforcement learning is not an optimization problem. *Optimization Foundations of Reinforcement Learning Workshop at Neural Information Processing Systems*.
- Oh, J., Guo, X., Lee, H., Lewis, R. L., Singh, S. (2015). Action-conditional video prediction using deep networks in Atari games. In *Proceedings of the 28th Conference on Neural Information Processing Systems*, pp. 2845–2853. Curran Associates, Inc.
- Pan Y., Zaheer M., White A., Patterson A., and White M. (2018). Organizing experience: a deeper look at replay mechanisms for sample-based planning in continuous state domains. In *Proceedings of the 27th International Joint Conference on Artificial Intelligence*. AAAI Press, 4794–4800.
- Pan Y., Yao H., Farahmand A.M., White M. (2019). Hill Climbing on Value Estimates for Search-control in Dyna. In *Proceedings of the 28th International Joint Conference on Artificial Intelligence*.

- Peng, J. and Williams, R. J. (1993). Efficient learning and planning within the Dyna framework. *Adaptive behavior*, 1(4): 437–454.
- Rezende D.J., Mohamed S., Wierstra D. (2014). Stochastic backpropagation and approximate inference in deep generative models. *Proceedings of the 31st International Conference on Machine Learning*.
- Ring, M. B. (1994). *Continual learning in reinforcement environments*. PhD thesis, University of Texas at Austin.
- Schaul, T., Horgan, D., Gregor, K., & Silver, D. (2015). Universal value function approximators. In *Proceedings of the 32nd International Conference on Machine Learning*, pp. 1312–1320. JMLR: W&CP volume 37.
- Schaul, T., Quan, J., Antonoglou, I., and Silver, D. (2016). Prioritized experience replay. In *Proceedings of the 4th International Conference on Learning Representations (Poster)*.
- Schmidhuber, J. (2015). Deep learning in neural networks: An overview. *Neural Networks*, 6 :85–117.
- Schrittwieser, J., Antonoglou, I., Hubert, T., Simonyan, K., Sifre, L., Schmitt, S., Guez, A., Lockhart, E., Hassabis, D., Graepel, T., Lillicrap, T., and Silver, D. (2019). Mastering Atari, Go, chess and shogi by planning with a learned model. In *Proceedings of the 33rd Conference on Neural Information Processing Systems*, Vancouver, Canada.
- Shariff, R.; and Szepesvári, C. (2020). Efficient Planning in Large MDPs with Weak Linear Function Approximation. In *Proceedings of the 34th Conference on Neural Information Processing Systems*, Vancouver, Canada.
- Silver, D., Lever, G., Heess, N., Degris, T., Wierstra, D., Riedmiller, M. (2014). Deterministic policy gradient algorithms. In *Proceedings of the 31st International Conference on Machine Learning*, pp. 387–395.
- Silver, D., Schrittwieser, J., Simonyan, K., Antonoglou, I., Huang, A., Guez, A., Hubert, T., Baker, L., Lai, M., Bolton, A., Chen, Y., Lillicrap, L., Hui, F., Sifre, L., van den Driessche, G., Graepel, T., Hassabis, D. (2017). Mastering the game of Go without human knowledge. *Nature*, 550(7676):354–359.
- Singh, S. P. Reinforcement learning with a hierarchy of abstract models. (1992). In *Proceedings of the National Conference on Artificial Intelligence*, 10, p. 202.
- Singh, S. P., Jaakkola, T., & Jordan, M. I. (1995). Reinforcement learning with soft state aggregation. In *Proceedings of the 8th Conference on Neural Information Processing Systems*, pp. 361–368.
- Sorg, J., Singh, S. Linear options. (2010). In *Proceedings of the 9th International Conference on Autonomous Agents and Multiagent Systems*, pp. 31–38.
- Sugiyama, M., Hachiya, H., Morimura, T. (2013). *Statistical Reinforcement Learning: Modern Machine Learning Approaches*. Chapman & Hall/CRC.
- Sutton, R. S. (1988). Learning to predict by the methods of temporal differences. *Machine learning*, 3(1): 9–44.
- Sutton, R. S. (1990). Integrated architectures for learning, planning, and reacting based on approximating dynamic programming. In *Proceedings of the 7th International Conference on Machine Learning*, pp. 216–224. Morgan Kaufmann.
- Sutton, R. S. (1991). Dyna, an integrated architecture for learning, planning, and reacting. *SIGART Bulletin*, 2(4):160–163. ACM, New York.
- Sutton, R. S. and Pinette, B. (1985). The learning of world models by connectionist networks. In *Proceedings of the 7th Annual Conference of the Cognitive Science Society*. pp. 54–64.
- Sutton, R.S., Precup, D., Singh, S. (1998). Intra-option learning about temporally abstract actions. *Proceedings of the 15th International Conference on Machine Learning*, pp. 556–564. Morgan Kaufmann.
- Sutton, R. S. , Rafols, E. J. , and Koop, A. (2005). Temporal Abstraction in Temporal-difference Networks. In *Proceedings of the 19th Conference on Neural Information Processing Systems*.
- Sutton, R. S., Szepesvári, Cs., Geramifard, A., Bowling, M. (2008). Dyna-style planning with linear function approximation and prioritized sweeping, In *Proceedings of the 24th Conference on Uncertainty in Artificial Intelligence*, pp. 528–536.
- Sutton, R. S. and Barto, A. G. (1981). An adaptive network that constructs and uses an internal model of its world. *Cognition and Brain Theory* 4, 217–246.
- Sutton, R. S. and Barto, A. G. (2018). *Reinforcement learning: An Introduction*. MIT press.
- Sutton, R. S. (2019). *The Bitter Lesson* [Blog post]. Retrieved from <http://www.incompleteideas.net/IncIdeas/BitterLesson.html>.
- Talvitie, E. (2014). Model Regularization for Stable Sample Rollouts. In *Proceedings of the 30th Conference on Uncertainty in Artificial Intelligence*, pp. 780–789.
- Talvitie, E. (2017). Self-correcting Models for Model-based Reinforcement Learning. In *Proceedings of the 31st AAAI Conference on Artificial Intelligence*.
- van Hasselt, H. (2010). Double Q-learning. In *Proceedings of the 24th Conference on Neural Information Processing Systems*, pp. 2613–2621.

- van Hasselt, H., Guez, A., and Silver, D. (2016). Deep Reinforcement Learning with Double Q-Learning. In *Proceedings of the Thirtieth AAAI Conference on Artificial Intelligence*, AAAI Press.
- van Hasselt, H. P., Hessel, M., and Aslanides, J. (2019). When to use parametric models in reinforcement learning? In *Proceedings of the 33rd Conference on Neural Information Processing Systems*, pp. 14322–14333.
- van Seijen, H., Nekoei, H., Racah, E., and Chandar, S. (2020). The LoCA Regret: A Consistent Metric to Evaluate Model-Based Behavior in Reinforcement Learning. In *Proceedings of the 34th Conference on Neural Information Processing Systems*.
- Wan, Y., Zaheer, M., White, A., White, M., and Sutton, R. S. (2019). Planning with expectation models. In *Proceedings of the 28th International Joint Conference on Artificial Intelligence*.
- Watkins, C. (1989). *Learning from delayed rewards*. PhD thesis, King’s College, Cambridge, England.
- Weber, T., Racanière, S., Reichert, D.P., Buesing, L., Guez, A., Rezende, D., Badia, A.P., Vinyals, O., Heess, N., Li Y, Pascanu, R. (2017). Imagination-augmented Agents for Deep Reinforcement Learning. *Proceedings of the 31st Conference on Neural Information Processing Systems*, Long Beach, CA, USA. Curran Associates Inc.
- Wiering, M., Salustowicz, R., and Schmidhuber, J. (2001). Model-based reinforcement learning for evolving soccer strategies. In *Computational intelligence in games*, pp. 99–132. Springer.
- White A. (2015). *Developing a predictive approach to knowledge*. PhD thesis, University of Alberta.
- Yao, H., Bhatnagar, S., and Diao, D. (2009). Multi-step linear Dyna-style planning. In *Proceedings of the 22nd International Conference on Neural Information Processing Systems*, pp. 2187–2195. Curran Associates Inc.

A. Algorithms

Algorithm 1: Learning and planning with an expectation model; one-step lookahead at decision time

Algorithm parameters: step size α_w, α_η

```

1 Initialize state-value parameters  $\mathbf{w}$ , expectation-model
  parameters  $\eta$ 
2 Compute state  $\mathbf{s}$  with the state-update function  $u$ 
3 while still time to train do
4    $A = \arg \max_{a \in \mathcal{A}} [r(\mathbf{s}, a) + \gamma \bar{\mathbf{s}}(\mathbf{s}, a)^\top \mathbf{w}]$ 
     (lookahead)
5   Take action  $A$ , observe  $R, O'$ 
6   Compute state  $\mathbf{s}'$  with the state-update function  $u$ 
7    $\delta \leftarrow R + \mathbf{w}^\top \mathbf{s}' - \mathbf{w}^\top \mathbf{s}$ 
8    $\mathbf{w} \leftarrow \mathbf{w} + \alpha \delta \nabla(\mathbf{w}^\top \mathbf{s})$ 
9   Update model parameters  $\eta$ .
10  while still time to plan do
11    Sample state  $\mathbf{s}$  from the backup distribution
12     $g(\mathbf{s}, \mathbf{w}) = \max_{a \in \mathcal{A}} [r(\mathbf{s}, a) + \gamma \mathbf{w}^\top \bar{\mathbf{s}}(\mathbf{s}, a)]$ 
13     $\mathbf{w} \leftarrow \mathbf{w} + \alpha_w (g(\mathbf{s}, \mathbf{w}) - \mathbf{w}^\top \mathbf{s}) \nabla(\mathbf{w}^\top \mathbf{s})$ 
14  end
15   $\mathbf{s} = \mathbf{s}'$ 
16 end
    
```

Algorithm 2: Act with action-value function that is updated during planning from backup values.

Algorithm parameters: step size $\alpha_w, \alpha_{w_q}, \alpha_\eta$

```

1 Initialize state-value parameters  $\mathbf{w}$ , action-value
  parameters  $\mathbf{w}_q$ , expectation-model parameters  $\eta$ 
2 Compute state  $\mathbf{s}$  with the state-update function  $u$ 
3 while still time to train do
4    $A = \arg \max_{a \in \mathcal{A}} \hat{q}(\mathbf{s}, a, \mathbf{w})$ 
5   Take action  $A$ , observe  $R, O'$ 
6   Compute state  $\mathbf{s}'$  with the state-update function  $u$ 
7    $\delta \leftarrow R + \mathbf{w}^\top \mathbf{s}' - \mathbf{w}^\top \mathbf{s}$ 
8    $\mathbf{w} \leftarrow \mathbf{w} + \alpha \delta \nabla(\mathbf{w}^\top \mathbf{s})$ 
9    $\mathbf{w}_q \leftarrow \mathbf{w}_q + \alpha_{w_q} \left( \delta - \hat{q}(\mathbf{s}, a, \mathbf{w}) \right) \nabla \hat{q}(\mathbf{s}, a, \mathbf{w})$ 
10  Update model parameters  $\eta$ .
11  while still time to plan do
12    Sample state  $\mathbf{s}$  from the backup distribution
13     $g(\mathbf{s}, \mathbf{w}) = \max_{a \in \mathcal{A}} [r(\mathbf{s}, a) + \gamma \mathbf{w}^\top \bar{\mathbf{s}}(\mathbf{s}, a)]$ 
14     $\mathbf{w} \leftarrow \mathbf{w} + \alpha_w (g(\mathbf{s}, \mathbf{w}) - \mathbf{w}^\top \mathbf{s}) \nabla(\mathbf{w}^\top \mathbf{s})$ 
15    // Update cached action-value function
16     $b(\mathbf{s}, a, \mathbf{w}) \leftarrow r(\mathbf{s}, a) + \bar{\mathbf{s}}(\mathbf{s}, a)^\top \mathbf{w}$ 
17     $\mathbf{w}_q \leftarrow \mathbf{w}_q + \alpha_{w_q} \left( b(\mathbf{s}, a, \mathbf{w}) - \hat{q}(\mathbf{s}, a, \mathbf{w}) \right) \nabla \hat{q}(\mathbf{s}, a, \mathbf{w})$ 
18  end
19   $\mathbf{s} = \mathbf{s}'$ 
20 end
    
```

Algorithm 3: Act with an explicit parameterized policy.

Algorithm parameters: step size $\alpha_w, \alpha_\theta, \alpha_\eta$

```

1 Initialize state-value parameters  $\mathbf{w}$ , policy parameters  $\theta$ ,
  expectation-model parameters  $\eta$ 
2 Compute state  $\mathbf{s}$  with the state-update function  $u$ 
3 while still time to train do
4    $A \sim \pi_\theta$ 
5   Take action  $A$ , observe  $R, O'$ 
6   Compute state  $\mathbf{s}'$  with the state-update function  $u$ 
7    $\delta \leftarrow R + \mathbf{w}^\top \mathbf{s}' - \mathbf{w}^\top \mathbf{s}$ 
8    $\mathbf{w} \leftarrow \mathbf{w} + \alpha_w \delta \nabla(\mathbf{w}^\top \mathbf{s})$ 
9    $\theta \leftarrow \theta + \alpha_\theta \delta \nabla(\log \pi_\theta(\mathbf{s}, a))$ 
10  Update model parameters  $\eta$ .
11  while still time to plan do
12    Sample state  $\mathbf{s}$  from the backup distribution
13     $g(\mathbf{s}, \mathbf{w}) = \max_{a \in \mathcal{A}} [r(\mathbf{s}, a) + \gamma \mathbf{w}^\top \bar{\mathbf{s}}(\mathbf{s}, a)]$ 
14     $\mathbf{w} \leftarrow \mathbf{w} + \alpha_w (g(\mathbf{s}, \mathbf{w}) - \mathbf{w}^\top \mathbf{s}) \nabla(\mathbf{w}^\top \mathbf{s})$ 
15    // Update policy parameters
16    Sample action  $a$  from  $\pi_\theta(\mathbf{s}, \cdot)$ 
17     $\delta \leftarrow r(\mathbf{s}, a) + \gamma \bar{\mathbf{s}}(\mathbf{s}, a)^\top \mathbf{w} - \mathbf{s}^\top \mathbf{w}$ 
18     $\theta \leftarrow \theta + \alpha_\theta \delta \nabla(\log \pi_\theta(\mathbf{s}, a))$ 
19  end
20   $\mathbf{s} = \mathbf{s}'$ 
21 end
    
```

B. Parameters

In all experiments:

- The discount parameter γ was 1.
- All the initial weight parameters were initialized to zeros.
- The backup distribution in planning was from ER.
- ϵ -greedy policy with $\epsilon = 0.1$.

We performed parameter studies during which we ran algorithms for 1000 episodes. The results for each of the parameter sets were averaged based on 30 runs. The final parameters were chosen based on the best performing parameter set.

B.1. Monster Counterexample, Figure 1

	Q-learning	Planning with expectation model and action values
Stochasticity during decision time	0.5	
Action-value function step size	0.3	0.3
Model step size	-	0.3
Number of planning steps	-	20
Feature selection	One-hot encoding	

B.2. Stochastic corridor, Figure 3

	Q-learning	Planning with expectation model and action values
Stochasticity during decision time	0.3	
Action-value function step size	0.01	0.01
Model step size	-	0.1
Number of planning steps	-	20
Feature selection	Feature-vector of size $d = 14$ with $k = 5$ random bits	

B.3. Stochastic corridor, Figure 4a

	Q-learning	Planning with expectation model and action values
Stochasticity during decision time	0.3	
Action-value function step size	0.1	0.1
Model step size	-	0.1
Number of planning steps	-	20
Feature selection	One-hot encoding	
Goal change	Every 500 episodes	

B.4. Stochastic corridor, Figure 4b

	Q-learning	Planning with a true environment model
Stochasticity during decision time	0.3	
Action-value function step size	0.1	0.1
Number of planning steps	-	20
Feature selection	One-hot encoding	
Goal change	Every 10000 episodes	

B.5. Stochastic corridor, Figure 5

	Q-learning	Planning with expectation model			
		with action values	with state values		
			algorithm 1	algorithm 2	algorithm 3
Stochasticity during decision time	0.1				
Action-value function step size	0.001	0.1	-	0.01	-
Model step size	-	0.1	0.1	0.001	0.01
Number of planning steps	5				
Feature selection	Feature-vector of size $d = 14$ with $k = 5$ random bits				
State-value function step size	-		0.01	0.01	0.01
Policy step size			-	-	0.001
Goal change	Every 500 episodes				