

Estimating and Improving Dynamic Treatment Regimes With a Time-Varying Instrumental Variable

Shuxiao Chen* and Bo Zhang†

Department of Statistics, The Wharton School, University of Pennsylvania

December 27, 2021

Abstract: Estimating dynamic treatment regimes (DTRs) from retrospective observational data is challenging as some degree of unmeasured confounding is often expected. In this work, we develop a framework of estimating properly defined “optimal” DTRs with a time-varying instrumental variable (IV) when unmeasured covariates confound the treatment and outcome, rendering the potential outcome distributions only partially identified. We derive a novel Bellman equation under partial identification, use it to define a generic class of estimands (termed *IV-optimal DTRs*), and study the associated estimation problem. We then extend the IV-optimality framework to tackle the policy improvement problem, delivering *IV-improved DTRs* that are guaranteed to perform no worse and potentially better than a pre-specified baseline DTR. Importantly, our IV-improvement framework opens up the possibility of *strictly* improving upon DTRs that are optimal under the no unmeasured confounding assumption (NUCA). We demonstrate via extensive simulations the superior performance of IV-optimal and IV-improved DTRs over the DTRs that are optimal only under the NUCA. In a real data example, we embed retrospective observational registry data into a natural, two-stage experiment with noncompliance using a time-varying IV and estimate useful IV-optimal DTRs that assign mothers to high-level or low-level neonatal intensive care unit based on their prognostic variables.

Keywords: Causal inference, Dynamic treatment regime, Instrumental variable, Offline reinforcement learning, Retrospective observational data

*Email: shuxiaoc@wharton.upenn.edu

†Email: bozhan@wharton.upenn.edu

1 Introduction

Estimating single-stage individualized treatment rules (ITRs) and the more general multiple-stage dynamic treatment regimes (DTRs) has attracted a lot of interest from diverse disciplines. Estimating optimal policies (ITRs or DTRs) can be challenging when data come from retrospective observational databases where some degree of unmeasured confounding is often expected. In these scenarios, an instrumental variable (IV) is a useful tool to infer the treatment effect. Motivated by recent works on estimating optimal ITRs using an instrumental variable (Cui and Tchetgen Tchetgen, 2020; Qiu et al., 2020; Pu and Zhang, 2020) and literature on policy improvement (Kallus et al., 2019; Kallus and Zhou, 2020a,b), we study in this article how to leverage information contained in a time-varying instrumental variable to estimate properly-defined “optimal” DTRs and improve upon pre-specified baseline DTRs.

An instrumental variable is valid if it is associated with the treatment, affects the outcome only through its association with the treatment, and is independent of the unobserved treatment-outcome confounding variables, possibly conditional on a rich set of observed covariates. One subtlety in IV-based analysis lies in that even a valid IV cannot always identify the mean potential outcome; rather, a valid IV along with appropriate, application-driven IV identification assumptions places certain restrictions on the potential outcome distributions. This line of research is known as *partial identification of probability distributions* (Manski, 2003). This subtlety is inherited by the policy estimation problem with an IV. In particular, when the conditional average treatment effect (CATE) is not point identified from data, the optimal policy that maximizes the value function cannot be identified either, necessitating researchers to target alternative optimality criteria. While such criteria have been proposed in the single-stage setting from different perspectives (see, e.g., Cui and Tchetgen Tchetgen 2020, 2021; Pu and Zhang 2020), the literature on the more complicated, multiple-stage setting is scarce.

Our first primary interest in this article is to extend optimality criteria in single-stage settings (Murphy, 2003; Cui and Tchetgen Tchetgen, 2020, 2021; Pu and Zhang, 2020) and develop an optimality criterion that is tailored to general *sequential* decision problems and incorporates the rich information contained in a time-varying IV. Our optimality criterion, termed *IV-optimality*, is based on a carefully weighted version of the partially identified Q -function and value function subject to the distributional constraints imposed by the IV. This criterion is distinct from the framework of Han (2019), who endows the collection of partially identified DTRs with a partial order and

characterizes the set of maximal elements (see [Zhang et al. 2020](#) for similar ideas). It also distinct from the recent work in the reinforcement learning literature ([Liao et al., 2021](#)) that directly models the transition dynamics and uses instrumental variables to identify the relevant causal parameters. In particular, we do not impose Markovian assumptions and do not pose parametric models a priori. We then take a hybrid approach of Q -learning ([Watkins and Dayan, 1992](#); [Schulte et al., 2014](#)) and weighted classification ([Zhang et al., 2012](#); [Zhao et al., 2012](#)) to target this optimality criterion and establish non-asymptotic rate of convergence of the proposed estimators.

The IV-optimality framework also motivates a conceptually simple yet highly informative variant framework that allows researchers to leverage a time-varying IV to improve upon a baseline DTR. The policy improvement problem was first considered in a series of papers by [Kallus et al. \(2019\)](#); [Kallus and Zhou \(2020a,b\)](#) under a “Rosenbaum-bounds-type” sensitivity analysis model ([Rosenbaum, 2002b](#)). Despite its novelty and usefulness in a range of application scenarios, a sensitivity-analysis-based policy improvement framework does have a few limitations. First, each improved policy is indexed by a sensitivity parameter Γ that controls the degree of unmeasured confounding. Since the sensitivity parameter is not identified from the observed data, it is often unclear which improved policy best serves the purpose. Second, as pointed out by [Heng and Small \(2020\)](#), “Rosenbaum-bounds-type” sensitivity analysis model does not fully take into account unmeasured confounding heterogeneity; see also [Bonvini and Kennedy \(2019\)](#). More importantly, one major limitation of a sensitivity-analysis-based policy improvement framework is that it *cannot* improve upon the *NUCA-optimal policy*, i.e. the policy that is optimal under the no unmeasured confounding assumption ([Rosenbaum and Rubin, 1983](#); [Robins, 1992](#)). Intuitively, this is because a sensitivity analysis model and a fixed sensitivity parameter only introduce a partial order (rather than a total order) among all candidate policies and the NUCA-optimal policy always remains a maximal element in this partial order ([Zhang et al., 2020](#)). Therefore, their framework provably cannot improve upon the NUCA-optimal policy, a policy of major interest in many application scenarios. See [Section 3](#) for a detailed discussion. As we will demonstrate in this article, an IV-based policy improvement framework solves all aforementioned problems simultaneously.

The rest of the article is organized as follows. We describe a real data application in [Section 1.1](#). [Section 2](#) reviews alternative optimality criteria in the single-stage setting and provides a general IV-optimality framework that is amenable to being extended to the multiple-stage setting. [Section 3](#) considers improving upon a baseline ITR with an IV. Building upon the preparations in [Sections 2 and 3](#), we describes the IV-optimality framework for policy estimation in the multiple-

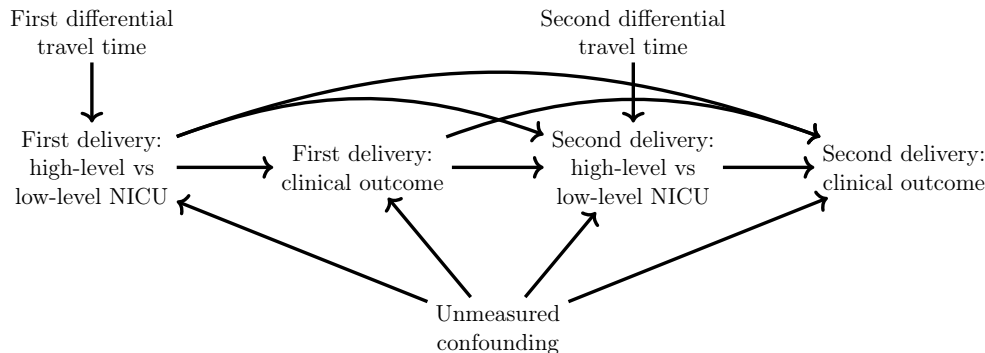


Figure 1: A DAG illustrating the NICU application. Observed baseline covariates like mothers’ demographics, neighborhood characteristics, etc, are omitted for clearer presentation.

stage setting in Section 4 and extends this framework to tackle the policy improvement problem in Section 5. Section 6 studies the theoretical properties of the proposed methods. We conducted extensive simulations in Section 7 and revisited the application in Section 8. Section 9 concludes with a brief discussion. For brevity, all proofs are deferred to the Supplementary Material.

1.1 Application: A Natural, Two-Stage Experiment Derived from Retrospective Registry Data

Lorch et al. (2012) constructed a retrospective cohort study to investigate the effect of delivery hospital on premature babies (gestational age between 23 and 37 weeks) and found a significant benefit to neonatal outcomes when premature babies were delivered at hospitals with high-level neonatal intensive care units (NICU) compared to those without NICUs. Lorch et al. (2012) used the differential travel time to the nearest high-level versus low-level NICU as an IV so that the outcome analysis is less confounded by mothers’ self-selection into high-level NICUs. Put another way, the differential travel time creates a natural experiment with noncompliance: mothers who live relatively close to a high-level NICU were encouraged to deliver, although not necessarily delivered, at a high-level NICU. More recently, Michael et al. (2020) considered mothers who delivered exactly two babies from 1996 to 2005 in Pennsylvania, and investigated the cumulative effect of delivering at high-level NICUs on neonatal survival probability using the same differential travel time IV.

Currently, there is still limited capacity at high-level NICUs, so it is not practical to direct all mothers to these high-technology, high-volume hospitals. Understanding which mothers would most significantly benefit from delivering at a high-level NICU helps design optimal perinatal regionalization systems that designate hospitals by the scope of perinatal service provided and designate where infants are born or transferred according to the level of care they need at birth (Lasswell et al.,

2010; Kroelinger et al., 2018). Indeed, previous studies seemed to suggest that although high-level NICUs significantly reduced deaths for babies of small gestational age, they made little difference for almost mature babies like 37 weeks (Yang et al., 2014).

Mothers who happened to *relocate* during two consecutive deliveries of babies constitute a *natural* two-stage, two-arm randomized controlled trial with noncompliance and present a unique chance to investigate an optimal dynamic treatment regime. See Figure 1 for the directed acyclic graph (DAG) illustrating this application. We will revisit the application after developing theory and methodology precisely suited for this purpose.

2 Estimating Individualized Treatment Rules with an Instrumental Variable

2.1 Optimal and NUCA-Optimal ITRs

We first define the estimand of interest, an *optimal ITR*, under the potential outcome framework (Neyman, 1923; Rubin, 1974), and briefly review how to estimate the optimal ITR under the no unmeasured confounding assumption.

Consider a single-stage decision problem where one observes the covariates $\mathbf{X} = \mathbf{x} \in \mathcal{X} \subseteq \mathbb{R}^d$, takes a binary action $a \in \{\pm 1\}$, and receives the response $Y(a) \in \mathcal{Y} \subseteq \mathbb{R}$. Here, $Y(a)$ denotes the potential outcome under action a . This decision-making process is formalized by the notion of individualized treatment rule (or a single-stage policy), which is a map π from available prognostic variables \mathbf{x} to a treatment decision $a = \pi(\mathbf{x})$. Denote by $p_a^*(\cdot|\mathbf{x})$ the conditional law of $Y(a)$ given the realization of $\mathbf{X} = \mathbf{x}$. The quality of π is quantified by its *value*:

$$V^\pi = \mathbb{E}[Y(\pi(\mathbf{X}))] = \mathbb{E}_{\mathbf{X}} \mathbb{E}_{Y \sim p_{\pi(\mathbf{X})}^*(\cdot|\mathbf{X})}[Y], \quad (2.1)$$

where the outer expectation is taken with respect to the law of the covariates \mathbf{X} and the inner expectation with respect to the potential outcome distribution $p_a^*(\cdot|\mathbf{X})$ with a set to $\pi(\mathbf{X})$. Intuitively, V^π measures the expected value of the response if the population were to follow π . Given a class of candidate ITRs Π , which we refer to as a policy class, let $V^* = \max_{\pi \in \Pi} V^\pi$ denote the maximal value of an ITR when restricted to Π . An ITR is said to be optimal with respect to Π if it achieves V^* .

A well-known result of Zhang et al. (2012) (see also Zhao et al. 2012) asserts the duality between value maximization and risk minimization, in the sense that any optimal ITR that maximizes the

value V^π also minimizes the following *risk* (and vice versa):

$$\mathcal{R}^\pi = \mathbb{E}_{\mathbf{X}} \left[|\mathcal{C}^\star(\mathbf{X})| \cdot \mathbb{1}\{\pi(\mathbf{X}) \neq \text{sgn}(\mathcal{C}^\star(\mathbf{X}))\} \right], \quad (2.2)$$

where $\mathcal{C}^\star(\mathbf{x}) = \mathbb{E}_{Y \sim p_{+1}^\star(\cdot|\mathbf{x})} [Y] - \mathbb{E}_{Y \sim p_{-1}^\star(\cdot|\mathbf{x})} [Y]$ is the CATE.

It is not hard to show that the sign of the CATE, $\text{sgn}(\mathcal{C}^\star(\mathbf{x}))$, is the Bayes ITR (i.e., the optimal ITR when Π consists of all Boolean functions). Thus, the risk \mathcal{R}^π admits a natural interpretation as a weighted misclassification error: if the decision made by π disagrees with the Bayes ITR, then $|\mathcal{C}^\star(\mathbf{x})|$ -many units of loss are incurred.

Suppose we have a dataset consisting of i.i.d. samples from the law of the triplet $(\mathbf{X}^{\text{obs}}, A^{\text{obs}}, Y^{\text{obs}})$. In parallel to the potential outcome distribution $p_a^\star(\cdot|\mathbf{x})$, let $p_a^{\text{obs}}(\cdot|\mathbf{x})$ denote the conditional law of $\{Y^{\text{obs}}|A^{\text{obs}} = a, \mathbf{X}^{\text{obs}} = \mathbf{x}\}$. One can then define counterparts of the value and the risk as in (2.1) and (2.2) respectively, but with $p_a^\star(\cdot|\mathbf{x})$ replaced by $p_a^{\text{obs}}(\cdot|\mathbf{x})$. For instance, we can define

$$\mathcal{R}^{\text{obs},\pi} = \mathbb{E}_{\mathbf{X}} \left[|\mathcal{C}^{\text{obs}}(\mathbf{X})| \cdot \mathbb{1}\{\pi(\mathbf{X}) \neq \text{sgn}(\mathcal{C}^{\text{obs}}(\mathbf{X}))\} \right], \quad (2.3)$$

where $\mathcal{C}^{\text{obs}}(\mathbf{x}) = \mathbb{E}_{Y \sim p_{+1}^{\text{obs}}(\cdot|\mathbf{x})} [Y] - \mathbb{E}_{Y \sim p_{-1}^{\text{obs}}(\cdot|\mathbf{x})} [Y]$. Unlike $p_a^\star(\cdot|\mathbf{x})$, which is defined on the potential outcomes, the distribution $p_a^{\text{obs}}(\cdot|\mathbf{x})$ and hence $\mathcal{R}^{\text{obs},\pi}$ are *always* identified from the observed data, thus rendering the task of minimizing $\mathcal{R}^{\text{obs},\pi}$ feasible using the observed data. Under a version of the no unmeasured confounding assumption, the two distributions $p_a^\star(\cdot|\mathbf{X})$ and $p_a^{\text{obs}}(\cdot|\mathbf{X})$ agree, and thus a minimizer of $\mathcal{R}^{\text{obs},\pi}$ is indeed an optimal ITR in that it also minimizes \mathcal{R}^π . To make the distinction clear, we refer to any minimizer of $\mathcal{R}^{\text{obs},\pi}$ as a NUCA-optimal ITR (i.e., it is only optimal in the conventional sense under the NUCA) and denote it as π_{NUCA} . Many estimation strategies targeting the NUCA-optimal ITR have been proposed in the literature; see, e.g., structural equation models and its variants (Murphy et al., 2001; Murphy, 2003), outcome weighted learning and its variants (Zhao et al., 2012, 2019; Athey and Wager, 2020), tree-based methods (Laber and Zhao, 2015; Zhang et al., 2018), among others.

2.2 Instrumental Variables and IV-Optimal ITRs

The no unmeasured confounding assumption is often a heroic assumption when data come from retrospective observational studies and should be made with caution. Indeed, Pu and Zhang (2020) demonstrates via extensive simulations that a NUCA-optimal ITR could have poor generalization performance when the NUCA fails.

In classical causal inference literature, an instrumental variable is a widely-used tool to infer the causal effect from noisy observational data (Angrist et al., 1996; Rosenbaum, 2002a; Imbens, 2004; Hernán and Robins, 2006). A random variable Z is said to be a valid IV if it satisfies the core IV assumptions: Stable Unit Treatment Value Assumption (SUTVA), correlation between IV and treatment, exclusion restriction (ER), and IV unconfoundedness conditional on the observed covariates (Angrist et al., 1996; Baiocchi et al., 2014). In general, even a valid IV cannot point identify the mean conditional potential outcomes $\mathbb{E}[Y(\pm 1)|\mathbf{X} = \mathbf{x}]$ or the CATE $\mathcal{C}^*(\mathbf{x})$ (Robins and Greenland, 1996; Balke and Pearl, 1997; Manski, 2003; Swanson et al., 2018); hence, neither the value nor the risk of an ITR can be point identified with an IV without additional assumptions. Wang and Tchetgen Tchetgen (2018), Cui and Tchetgen Tchetgen (2020) and Qiu et al. (2020) establish a set of sufficient conditions, under which the CATE can be point identified and the optimal ITR can be estimated with an IV.

Despite the incapability of point identifying the causal effects, a valid IV can still be useful in that even under minimal identification assumptions, it can produce meaningful *partial identification intervals/bounds* for the CATE. That is, one can construct two functions $L(\mathbf{x})$ and $U(\mathbf{x})$, both of which are functionals of the observed data distribution (and thus estimable from the data), such that the CATE satisfies $\mathcal{C}^*(\mathbf{x}) \in [L(\mathbf{x}), U(\mathbf{x})]$ almost surely. Important examples include the Balke-Pearl bounds (Balke and Pearl, 1997) and the Manski-Pepper bounds (Manski and Pepper, 2000).

Given the partial identification interval $[L(\mathbf{x}), U(\mathbf{x})]$, the risk of an ITR π defined in (2.2) is bounded between

$$\underline{\mathcal{R}}^\pi = \mathbb{E}_{\mathbf{X}} \left[\inf_{\mathcal{C}(\mathbf{X}) \in [L(\mathbf{X}), U(\mathbf{X})]} |\mathcal{C}(\mathbf{X})| \cdot \mathbb{1}\{\pi(\mathbf{X}) \neq \text{sgn}(\mathcal{C}(\mathbf{X}))\} \right]$$

and

$$\overline{\mathcal{R}}^\pi = \mathbb{E}_{\mathbf{X}} \left[\sup_{\mathcal{C}(\mathbf{X}) \in [L(\mathbf{X}), U(\mathbf{X})]} |\mathcal{C}(\mathbf{X})| \cdot \mathbb{1}\{\pi(\mathbf{X}) \neq \text{sgn}(\mathcal{C}(\mathbf{X}))\} \right]. \quad (2.4)$$

Pu and Zhang (2020) argued that a sensible criterion is to minimize the expected worst-case risk $\overline{\mathcal{R}}^\pi$, and the resulting minimizer is termed an *IV-optimal ITR*, as this ITR is “worst-case risk-optimal” with respect to the partial identification interval induced by an IV and its associated identification assumptions. Note that an IV-optimal ITR is not an optimal ITR without further assumptions.

Cui and Tchetgen Tchetgen (2021) proposed an alternative set of optimality criteria from the perspective of the partially identified value function. Instead of constructing two functions $L(\mathbf{x}), U(\mathbf{x})$ that contains the CATE, one may alternatively construct functions $\underline{Q}(\mathbf{x}, a), \overline{Q}(\mathbf{x}, a)$ that sand-

wiches the conditional mean potential outcome $\mathbb{E}[Y(a)|\mathbf{X} = \mathbf{x}]$, and the value defined in (2.1) satisfies $\mathbb{E}[\underline{Q}(\mathbf{X}, \pi(\mathbf{X}))] \leq V^\pi \leq \mathbb{E}[\overline{Q}(\mathbf{X}, \pi(\mathbf{X}))]$. Cui and Tchetgen Tchetgen (2021) advocated maximizing some carefully-chosen middle ground between the lower and upper bounds of the value:

$$V_\lambda^\pi = \mathbb{E}_{\mathbf{X}} \left[\lambda(\mathbf{X}, \pi(\mathbf{X})) \cdot \underline{Q}(\mathbf{X}, \pi(\mathbf{X})) + [1 - \lambda(\mathbf{X}, \pi(\mathbf{X}))] \cdot \overline{Q}(\mathbf{X}, \pi(\mathbf{X})) \right], \quad (2.5)$$

where $\lambda(\mathbf{x}, a)$ is a pre-specified function that captures a second-level individualism, i.e., how optimistic/pessimistic individuals with covariates $\mathbf{X} = \mathbf{x}$ are.

As pointed out by Cui and Tchetgen Tchetgen (2021), minimizing the maximum risk \overline{R}^π is *not* equivalent to maximizing the minimum value $V_{\lambda=0}^\pi$, even when the bounds $L(\mathbf{x}), U(\mathbf{x})$ of the CATE are obtained via bounds on the conditional values, i.e., $L(\mathbf{x}) = \overline{Q}(\mathbf{x}, +1) - \underline{Q}(\mathbf{x}, -1)$ and $U(\mathbf{x}) = \underline{Q}(\mathbf{x}, +1) - \overline{Q}(\mathbf{x}, -1)$. Rather, minimizing \overline{R}^π is equivalent to maximizing the midpoint of the minimum and maximum values, namely $V_{\lambda=1/2}^\pi$.

2.3 A General IV-Optimality Framework

In this section, we present a general framework that incorporates the extra information in IVs for better policy estimation. Conceptually, a valid IV and the associated identification assumptions impose *distributional constraints* on potential outcome distributions $p_a^*(\cdot|\mathbf{x})$. For example, under assumptions leveraged in Cui and Tchetgen Tchetgen (2020) and Qiu et al. (2020), $p_a^*(\cdot|\mathbf{x})$ can be expressed as functionals of the observed data distribution. As another example, if less stronger assumptions are imposed so that point identification is impossible, the partial identification results assert that $p_a^*(\cdot|\mathbf{x})$ is “weakly bounded”, in the sense that for a sufficiently regular function f , we can find two functions $\underline{Q}(\mathbf{x}, a; f)$ and $\overline{Q}(\mathbf{x}, a; f)$ such that

$$\underline{Q}(\mathbf{x}, a; f) \leq \int f(y) p_a^*(dy|\mathbf{x}) \leq \overline{Q}(\mathbf{x}, a; f). \quad (2.6)$$

If f is the identity function, then the above display is precisely the partial identification intervals of the mean conditional potential outcome $\mathbb{E}[Y(a)|\mathbf{X} = \mathbf{x}]$ that appeared in (2.5). In both examples, a valid IV along with the identification assumptions allows us to specify a collection of distributions $\mathcal{P}_{\mathbf{x},a}$, so that $p_a^*(\cdot|\mathbf{x}) \in \mathcal{P}_{\mathbf{x},a}$. In the first example, the set $\mathcal{P}_{\mathbf{x},a}$ is a singleton consisting of the ground truth potential outcome distribution $p_a^*(\cdot|\mathbf{x})$, whereas in the second example, the set $\mathcal{P}_{\mathbf{x},a}$ consists of all distributions that are weakly bounded in the sense of (2.6). In words, $\mathcal{P}_{\mathbf{x},a}$ is the collection of all possible potential outcome distributions $p_a^*(\cdot|\mathbf{x})$ that are compatible with the putative IV and

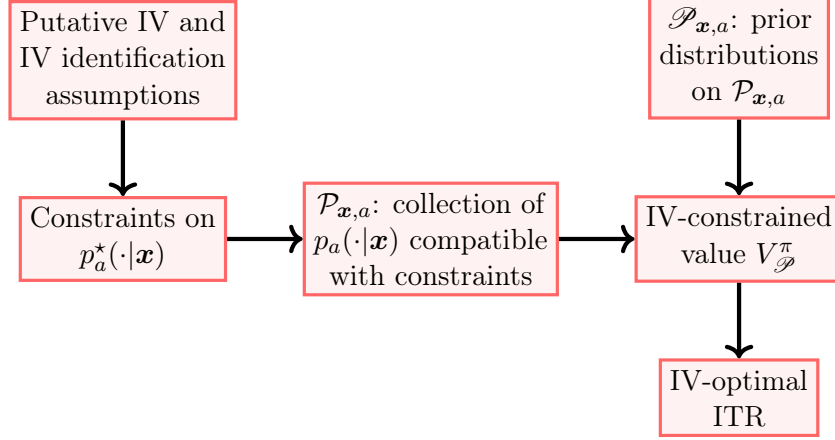


Figure 2: A schematic plot of IV-optimality. A collection of prior distributions $\{\mathcal{P}_{\mathbf{x},a} : \mathbf{x} \in \mathbb{R}^d, a = \pm 1\}$ is imposed on the IV-constrained sets $\{\mathcal{P}_{\mathbf{x},a} : \mathbf{x} \in \mathbb{R}^d, a = \pm 1\}$, which gives rise to the IV-constrained value $V_{\mathcal{D}}^{\pi}$. An ITR is IV-optimal with respect to this collection of priors if it maximizes $V_{\mathcal{D}}^{\pi}$ over a policy class Π .

the associated IV identification assumptions, and we refer to it as an *IV-constrained set*.

We may further equip an IV-constrained set $\mathcal{P}_{\mathbf{x},a}$ with a prior distribution $\mathcal{P}_{\mathbf{x},a}$. Here, $\mathcal{P}_{\mathbf{x},a}$ is a probability distribution on $\mathcal{P}_{\mathbf{x},a}$, the latter of which itself is a collection of probability distributions. For readers with a machine learning background, this is reminiscent of Baxter’s model of inductive bias learning (Baxter, 2000): in his language, $\mathcal{P}_{\mathbf{x},a}$ is called an *environment*, whose elements are called *tasks*, and it is assumed that nature can sample a task from $\mathcal{P}_{\mathbf{x},a}$, which is a probability distribution on the environment. To have a fully rigorous treatment, we equip $\mathcal{P}_{\mathbf{x},a}$ with a metric (e.g., Wasserstein metric) and work with the induced Borel sigma algebra (Parthasarathy, 2005).

Given the prior distributions $\{\mathcal{P}_{\mathbf{x},a} : \mathbf{x} \in \mathcal{X}, a = \pm 1\}$, we can define the *IV-constrained value* of a policy π as

$$V_{\mathcal{D}}^{\pi} = \mathbb{E}_{\mathbf{X}} \mathbb{E}_{p_{\pi(\mathbf{X})} \sim \mathcal{P}_{\mathbf{X},\pi(\mathbf{X})}} \mathbb{E}_{Y \sim p_{\pi(\mathbf{X})}} [Y], \quad (2.7)$$

where we write $p_{\pi(\mathbf{x})} = p_{\pi(\mathbf{x})}(\cdot|\mathbf{x})$ for notational simplicity. From now on, we will refer to the collection of criteria given by maximizing $V_{\mathcal{D}}^{\pi}$ as *IV-optimality*. An ITR is said to be *IV-optimal* with respect to the prior distributions $\{\mathcal{P}_{\mathbf{x},a} : \mathbf{x} \in \mathbb{R}^d, a = \pm 1\}$ and a policy class Π if it maximizes $V_{\mathcal{D}}^{\pi}$ among all $\pi \in \Pi$. Flow chart in Figure 2 summarizes this conceptual framework.

It is clear that the formulation in (2.5) can be recovered by carefully choosing the prior distributions. In particular, let $\underline{p}_a(\cdot|\mathbf{x})$ and $\bar{p}_a(\cdot|\mathbf{x})$ be distributions that witness the partial identification bounds $\underline{Q}(\mathbf{x}, a)$ and $\bar{Q}(\mathbf{x}, a)$, respectively:

$$\underline{Q}(\mathbf{x}, a) = \int y \underline{p}_a(dy|\mathbf{x}), \quad \bar{Q}(\mathbf{x}, a) = \int y \bar{p}_a(dy|\mathbf{x}). \quad (2.8)$$

Then the criterion (2.5) is recovered by considering the following two-point priors:

$$\mathcal{P}_{\mathbf{x},a}^{\text{two-point}} = \lambda(\mathbf{x}, a) \cdot \delta_{\underline{p}_a(\cdot|\mathbf{x})} + [1 - \lambda(\mathbf{x}, a)] \cdot \delta_{\overline{p}_a(\cdot|\mathbf{x})},$$

where δ_p is a point mass at p . As discussed near the end of Section 2.2, setting $\lambda(\mathbf{x}, a)$ uniformly equal to $1/2$ recovers the original IV-optimality criterion considered in Pu and Zhang (2020) that minimizes the worst-case risk (2.4). In fact, under certain regularity conditions, one can show that the reverse is also true: the formulation (2.7) for a specified collection prior distributions can also be recovered from (2.5) by a careful choice of λ . In view of such an equivalence, the criterion (2.7) should *not* be regarded as a generalization of (2.5). Rather, it is a convenient tool amenable to being generalized to the multiple-stage setting. A proof of this equivalence statement will appear in Section 4. We defer how to estimate an IV-optimal ITR to Section 4.

3 Improving Individualized Treatment Rules with an Instrumental Variable

Compared to estimating an optimal ITR, a less ambitious goal is to improve upon a baseline ITR π^b , so that the improved ITR is no worse and potentially better than π^b . In this section, we show how to achieve this goal with an IV in the single-stage setup, and prepare readers for our main results concerning policy improvement in the general multiple-stage setup in Section 5.

The goal of “never being worse” is reminiscent of the min-max risk criterion in (2.4). In view of this, it is natural to consider minimizing the maximum *excess risk* with respect to the baseline ITR π^b , subject to the IV-informed partial identification constraints. This strategy is summarized in the following definition.

Definition 3.1 (Risk-based IV-improved ITR). *Let π^b denote a baseline ITR, Π a policy class, and $[L(\mathbf{x}), U(\mathbf{x})]$ an IV-informed partial identification interval of the CATE $\mathcal{C}^*(\mathbf{x})$. A risk-based IV-improved ITR is any solution to the following optimization problem:*

$$\min_{\pi \in \Pi} \mathbb{E}_{\mathbf{X}} \left[\sup_{\mathcal{C}(\mathbf{X}) \in [L(\mathbf{X}), U(\mathbf{X})]} |\mathcal{C}(\mathbf{X})| \cdot \left(\mathbb{1}\{\pi(\mathbf{X}) \neq \text{sgn}(\mathcal{C}(\mathbf{X}))\} - \mathbb{1}\{\pi^b(\mathbf{X}) \neq \text{sgn}(\mathcal{C}(\mathbf{X}))\} \right) \right]. \quad (3.1)$$

When Π consists of all Boolean functions, (3.1) admits the following explicit solution.

Proposition 3.1 (Formula for risk-based IV-improved ITR). *Define*

$$\pi^R(\mathbf{x}) = \mathbb{1}\{L(\mathbf{x}) > 0\} - \mathbb{1}\{U(\mathbf{x}) < 0\} + \mathbb{1}\{L(\mathbf{x}) \leq 0 \leq U(\mathbf{x})\} \cdot \pi^b(\mathbf{x}). \quad (3.2)$$

Then $\pi^{\mathbf{R}}$ is a risk-based IV-improved ITR when Π consists of all Boolean functions.

The ITR in (3.2) admits a rather intuitive explanation: it takes action +1 when the partial identification interval is positive (i.e., $0 < L(\mathbf{x}) \leq U(\mathbf{x})$), and it takes action -1 when the interval is negative (i.e., $L(\mathbf{x}) \leq U(\mathbf{x}) < 0$), and it follows the baseline ITR $\pi^{\mathbf{b}}$ otherwise.

A closely related criterion to that appeared in Definition 3.1 is to maximize the minimum “excess value” with respect to $\pi^{\mathbf{b}}$, subject to the distributional constraints imposed by the putative IV and its associated identification assumptions. This strategy is detailed as follows.

Definition 3.2 (Value-based IV-improved ITR). *Let $\pi^{\mathbf{b}}$ denote a baseline ITR, Π a policy class, and $\{\mathcal{P}_{\mathbf{x},a} : \mathbf{x} \in \mathbb{R}^d, a \pm 1\}$ a collection of IV-constrained sets. A value-based IV-improved ITR is any solution to the following optimization problem:*

$$\max_{\pi \in \Pi} \mathbb{E}_{\mathbf{X}} \left[\inf_{\substack{p_{\pi(\mathbf{X})} \in \mathcal{P}_{\mathbf{X},\pi(\mathbf{X})} \\ p_{\pi^{\mathbf{b}}(\mathbf{X})} \in \mathcal{P}_{\mathbf{X},\pi^{\mathbf{b}}(\mathbf{X})}}} \left\{ \mathbb{E}_{Y \sim p_{\pi(\mathbf{X})}, Y' \sim p_{\pi^{\mathbf{b}}(\mathbf{X})}} [Y - Y'] \right\} \right]. \quad (3.3)$$

The above formulation is known as distributionally robust optimization in the optimization literature (Delage and Ye, 2010). When the IV-constrained sets are derived from partial identification intervals $[\underline{Q}(\mathbf{x}, a), \overline{Q}(\mathbf{x}, a)]$ and Π consists of all Boolean functions, the optimization problem (3.3) admits the explicit solution below, analogous to the one given in Proposition 3.1.

Proposition 3.2 (Formula for value-based IV-improved ITR). *Assume $p_a(\cdot|\mathbf{x})$ and $\bar{p}_a(\cdot|\mathbf{x})$, the two distributions defined in (2.8) that witness the partial identification bounds $\underline{Q}(\mathbf{x}, a)$, $\overline{Q}(\mathbf{x}, a)$, are both inside $\mathcal{P}_{\mathbf{x},a}$. Define*

$$\pi^{\mathbf{v}}(\mathbf{x}) = \mathbb{1}\{L^{\mathbf{v}}(\mathbf{x}) > 0\} - \mathbb{1}\{U^{\mathbf{v}}(\mathbf{x}) < 0\} + \mathbb{1}\{L^{\mathbf{v}}(\mathbf{x}) \leq 0 \leq U^{\mathbf{v}}(\mathbf{x})\} \cdot \pi^{\mathbf{b}}(\mathbf{x}). \quad (3.4)$$

where $L^{\mathbf{v}}(\mathbf{x}) = \underline{Q}(\mathbf{x}, +1) - \overline{Q}(\mathbf{x}, -1)$ and $U^{\mathbf{v}}(\mathbf{x}) = \overline{Q}(\mathbf{x}, +1) - \underline{Q}(\mathbf{x}, -1)$. Then $\pi^{\mathbf{v}}$ is a value-based IV-improved policy when Π consists of all Boolean functions.

Propositions 3.1 and 3.2 together reveal an interesting duality between worst-case excess risk minimization and worst-case excess value maximization. When the partial identification interval for the CATE is derived directly from the partial identification intervals for the mean conditional potential outcomes, so that $L^{\mathbf{v}} = L$ and $U^{\mathbf{v}} = U$, then the two ITRs defined in (3.2) and (3.4) agree, and they simultaneously satisfy the two IV-improvement criteria presented in Definitions 3.1 and 3.2. Hence, we will not distinguish between two types of IV-improved ITRs.

Such a duality is reminiscent of the duality between risk minimization and value maximization in the classical policy estimation problem under the NUCA discussed in Section 2.1. Moreover, as discussed in Section 2.2, minimizing maximum risk and maximizing minimum value subject to IV-informed partial identification intervals are not equivalent. Thus, it is curious to see that such a duality is restored in the policy improvement problem. We defer a discussion of how to estimate IV-improved ITRs to the more general dynamic treatment regimes setting studied in Section 5.

We conclude this section with a comparison between the IV-improved ITR and the improved ITR derived in a series of works by Kallus et al. (2019); Kallus and Zhou (2018, 2020b). In this line of work, the authors considered minimizing the maximum excess risk subject to a “Rosenbaum-bounds-type” sensitivity analysis model, and the expression of their improved ITR is similar to (3.1) and (3.3), but with $L(\mathbf{x}), U(\mathbf{x})$ replaced by the bounds under the sensitivity analysis model. Despite the apparent similarity, there is a profound, practical difference between sensitivity-analysis-based and IV-based policy improvement. Since a sensitivity analysis model only *relaxes* the NUCA, the CATE derived under NUCA (i.e., \mathcal{C}^{obs}) is always contained in a sensitivity analysis model. Hence, their framework can never improve upon the NUCA-optimal rule π^{NUCA} , defined as the minimizer of (2.3). More explicitly, let Imp^{IV} be a (potentially multi-valued) *policy improvement operator* that sends a baseline ITR π^{b} to its IV-improved counterparts, and let Imp^{sens} be the corresponding policy improvement operator considered in Kallus and Zhou (2018). We necessarily have $\pi^{\text{NUCA}} \in \text{Imp}^{\text{sens}}(\pi^{\text{NUCA}})$, meaning that the NUCA-optimal rule can never be improved by Imp^{sens} . On the other hand, we will demonstrate via extensive simulations in Section 7 that $\text{Imp}^{\text{IV}}(\pi^{\text{NUCA}})$ may yield a strictly better ITR than π^{NUCA} as an IV contains additional information.

4 Estimating Dynamic Treatment Regimes with an Instrumental Variable

4.1 Optimal and SRA-Optimal DTRs

We now consider a general K -stage decision making problem (Murphy, 2003; Schulte et al., 2014). At the first stage we are given baseline covariates $\mathbf{X}_1 = \mathbf{x}_1 \in \mathcal{X}$, make a decision $a_1 = \pi_1(\mathbf{x}_1)$, and observe a reward $R_1(a_1) = r_1$. At stage $k = 2, \dots, K$, let $\vec{a}_{k-1} = (a_1, \dots, a_{k-1})$ denote treatment decisions from stage 1 up to $k-1$, and $\vec{R}_{k-1}(\vec{a}_{k-1}) = (R_1(a_1), R_2(\vec{a}_2), \dots, R_{k-1}(\vec{a}_{k-1}))$ the rewards from stage 1 to $k-1$. Meanwhile, denote by $\mathbf{X}_k(\vec{a}_{k-1})$ new covariate information (e.g., time-varying covariates, auxiliary outcomes, etc) that would arise after stage $k-1$ but before stage k if the patient were to follow the treatment decisions \vec{a}_{k-1} , and $\vec{\mathbf{X}}_k(\vec{a}_{k-1}) = (\mathbf{X}_1, \mathbf{X}_2(a_1), \dots, \mathbf{X}_k(\vec{a}_{k-1}))$ the

entire covariate history up to stage k . Given the realizations of $\vec{R}_{r-1} = \vec{r}_{k-1}$, $\vec{X}_k = \vec{x}_k$, a possibly data-driven decision $a_k = \pi_k(\vec{a}_{k-1}, \vec{r}_{k-1}, \vec{x}_k)$ is then made and we observe reward $R_k(\vec{a}_k) = r_k$. Our goal is to estimate a dynamic treatment regime $\pi = \{\pi_k\}_{k=1}^K$, such that the expected value of cumulative rewards $\sum_{k=1}^K r_k$ is maximized if the population were to follow π .

To simplify the notations, the historical information available for making the k -th decision at stage k is denoted by $\vec{H}_1 = \mathbf{X}_1$ for $k = 1$ and $\vec{H}_k = (\vec{a}_{k-1}, \vec{R}_{k-1}(\vec{a}_{k-1}), \vec{X}_k(\vec{a}_{k-1}))$ for any $2 \leq k \leq K$. The information \vec{H}_k consists of \vec{H}_{k-1} and \mathbf{H}_k : \vec{H}_{k-1} is the information available at the previous stage and $\mathbf{H}_k = (a_{k-1}, R_{k-1}(\vec{a}_{k-1}), \mathbf{X}_k(\vec{a}_{k-1}))$ is the new information generated after decision a_{k-1} is made. Let $p_{a_K}^*(\cdot | \vec{h}_K)$ be the conditional law of $R(\vec{a}_K)$ given a specific realization of the historical information $\vec{H}_K = \vec{h}_K$. We define the following *action-value function* (or *Q-function*) at stage K :

$$Q_K(\vec{h}_K, a_K) = \mathbb{E}[R_K(\vec{a}_K) | \vec{H}_K = \vec{h}_K] = \mathbb{E}_{R_K \sim p_{a_K}^*(\cdot | \vec{h}_K)}[R_K], \quad (4.1)$$

where we emphasize that the expectation is taken over the potential outcome distribution $p_{a_K}^*(\cdot | \vec{h}_K)$. For a policy π , its *value function* at stage K is then defined as

$$V_K^\pi(\vec{h}_K) = Q_K(\vec{h}_K, \pi_K(\vec{h}_K)).$$

Note that the value function at stage K depends on π only through π_K .

Next, we define *Q-functions* and *value functions* at a generic stage $k \in [K]$ recursively (denote $[K] = \{1, \dots, K\}$). In particular, for $k = K-1, \dots, 1$, we let $p_{a_k}^*(\cdot, \cdot | \vec{h}_k)$ denote the joint law of the reward $R_k(\vec{a}_k)$ and new covariate information $\mathbf{X}_{k+1}(\vec{a}_k)$ observed immediately after decision a_k has been made conditional on $\vec{H}_k = \vec{h}_k$. The *Q-function* of π at stage k are then defined as:

$$\begin{aligned} Q_k^\pi(\vec{h}_k, a_k) &= \mathbb{E}[R_k(\vec{a}_k) + V_{k+1}^\pi(\vec{H}_{k+1}) | \vec{H}_k = \vec{h}_k] \\ &= \mathbb{E}_{(R_k, \mathbf{X}_{k+1}) \sim p_{a_k}^*(\cdot, \cdot | \vec{h}_k)}[R_k + V_{k+1}^\pi(\vec{H}_{k+1})], \end{aligned} \quad (4.2)$$

where $\vec{H}_{k+1} = (\vec{h}_k, a_k, R_k, \mathbf{X}_{k+1})$ is a function of R_k and \mathbf{X}_{k+1} . The corresponding value function of π is taken to be $V_k^\pi(\vec{h}_k) = Q_k^\pi(\vec{h}_k, \pi_k(\vec{h}_k))$. Similar to (4.1), the expectation is taken over the potential outcome distribution $p_{a_k}^*(\cdot, \cdot | \vec{h}_k)$. We interpret the *Q-function* $Q_k^\pi(\vec{h}_k, a_k)$ as the cumulative rewards collected by executing a_k at stage k and follow π from stage $k+1$ and onwards. In contrast, the value function $V_k^\pi(\vec{h}_k)$ is the cumulative rewards collected by executing π from stage k and onwards. Therefore, Q_k^π depends on π only through $\pi_{(k+1):K} = (\pi_{k+1}, \dots, \pi_K)$ and V_k^π

depends on π only through $\pi_{k:K} = (\pi_k, \dots, \pi_K)$.¹

With a slight abuse of notation, we let $\Pi = \Pi_1 \times \dots \times \Pi_K$ be a policy class. A DTR is said to be optimal with respect to Π if it maximizes $V_1^\pi(\mathbf{x}_1)$ for all fixed \mathbf{x}_1 (and hence $\mathbb{E}[V_1^\pi(\mathbf{X}_1)]$ for an arbitrary covariate distribution) over the policy class Π .

Assume for now that Π consists of all DTRs (i.e., each Π_k consists of all Boolean functions). A celebrated result from control theory states that the *dynamic programming* approach below, also known as *backward induction*, yields an optimal DTR π^* (Murphy, 2003; Sutton and Barto, 2018):

$$\pi_K^*(\vec{\mathbf{h}}_K) = \operatorname{argmax}_{a_K \in \{\pm 1\}} Q_K(\vec{\mathbf{h}}_K, a_K), \quad \pi_k^*(\vec{\mathbf{h}}_k) = \operatorname{argmax}_{a_k \in \{\pm 1\}} Q_k^{\pi^*}(\vec{\mathbf{h}}_k, a_k), \quad k = K-1, \dots, 1. \quad (4.3)$$

More explicitly, π^* satisfies $V_k^{\pi^*}(\vec{\mathbf{h}}_k) = \max_{\pi} V_k^\pi(\vec{\mathbf{h}}_k)$ for any $k \in [K]$ and any configuration of the historical information $\vec{\mathbf{h}}_k$, and is always well-defined as $Q_k^{\pi^*}$ depends on π^* only through $\pi_{(k+1):K}^*$.

The foregoing discussion is based on the potential outcome distributions. Suppose that we have collected i.i.d. data from the law of the random trajectory $(\mathbf{X}_k^{\text{obs}}, A_k^{\text{obs}}, R_k^{\text{obs}})_{k=1}^K$. Let $\{p_{a_k}^{\text{obs}}(\cdot, \cdot | \vec{\mathbf{h}}_k)\}_{k=1}^{K-1}$ be the conditional laws of the observed rewards and new covariate information identified from the observed data:

$$(R_K^{\text{obs}} | \vec{\mathbf{H}}_K^{\text{obs}} = \vec{\mathbf{h}}_K, A_K^{\text{obs}} = a_K) \sim p_{a_K}^{\text{obs}}(\cdot | \vec{\mathbf{h}}_K), \quad (R_k^{\text{obs}}, \mathbf{X}_{k+1}^{\text{obs}} | \vec{\mathbf{H}}_k^{\text{obs}} = \vec{\mathbf{h}}_k, A_k^{\text{obs}} = a_k) \sim p_{a_k}^{\text{obs}}(\cdot, \cdot | \vec{\mathbf{h}}_k),$$

for $k \leq K-1$. Here, $\vec{\mathbf{H}}_k^{\text{obs}}$ denotes the observed historical information observed up to stage k . Suppose that we obtain a DTR using the dynamic programming approach described in (4.3) with $p_{a_k}^{\text{obs}}$ in place of $p_{a_k}^*$. Under a version of the sequential randomization assumptions (Robins, 1998) and with additional assumptions of consistency and positivity, we have $p_{a_k}^* = p_{a_k}^{\text{obs}}$, from which it follows that the DTR obtained is in fact an optimal DTR (Murphy, 2003; Schulte et al., 2014). In view of this fact, we will refer to this policy as an *SRA-optimal* DTR and denote it as π_{SRA} . Methods that estimate SRA-optimal DTRs have been well studied in the literature. See Murphy (2003); Zhao et al. (2015); Tao et al. (2018); Zhang and Zhang (2018), among many others.

4.2 IV-Optimality for DTRs and Dynamic Programming Under Partial Identification

Suppose that in addition to the observed trajectory $(\mathbf{X}_k^{\text{obs}}, A_k^{\text{obs}}, R_k^{\text{obs}})_{k=1}^K$, we have access to a time-varying instrumental variable $\{Z_k\}_{k=1}^K$. Similar to the single-stage setting in Section 2.3, the

¹For notational simplicity we interpret quantities whose subscripts do not make sense (e.g., a_0, r_0 and \mathbf{x}_{K+1}) as “null” quantities and their occurrences in mathematical expressions will be disregarded.

IV, along with its associated identification assumptions, imposes distributional constraints on the potential outcome distributions $p_{a_k}^*(\cdot, \cdot | \vec{\mathbf{h}}_k)$. That is, we can specify, for each action a_k and historical information $\vec{\mathbf{h}}_k$ at stage k , an IV-constrained set $\mathcal{P}_{\vec{\mathbf{h}}_k, a_k}$, which contains the ground truth potential outcome distribution $p_{a_k}^*(\cdot, \cdot | \vec{\mathbf{h}}_k)$. Again, two primary examples are that $\mathcal{P}_{\vec{\mathbf{h}}_k, a_k}$ is a singleton under point identification (Michael et al. 2020), and that $\mathcal{P}_{\vec{\mathbf{h}}_k, a_k}$ contains weakly bounded distributions by the partial identification intervals in the sense of (2.6). For ease of exposition, we treat $\mathcal{P}_{\vec{\mathbf{h}}_k, a_k}$ as a generic set of distributions compatible with the IV and identification assumptions for now; examples of $\mathcal{P}_{\vec{\mathbf{h}}_k, a_k}$ will be given in Section 4.4 when we formally describe estimation procedures.

It is essential to have a time-varying IV (e.g., daily precipitation) rather than a time-independent IV (e.g., sickle cell trait) in the multiple-stage setting; see Supplementary Materials E.1 for details.

Given the IV-constrained set $\mathcal{P}_{\vec{\mathbf{h}}_k, a_k}$, we impose a prior distribution $\mathcal{P}_{\vec{\mathbf{h}}_k, a_k}$ on it. This notion generalizes the single-stage setting in Section 2.3. We use $p_{a_k}(\cdot, \cdot | \vec{\mathbf{h}}_k) \sim \mathcal{P}_{\vec{\mathbf{h}}_k, a_k}$ to denote sampling a distribution $p_{a_k}(\cdot, \cdot | \vec{\mathbf{h}}_k) \in \mathcal{P}_{\vec{\mathbf{h}}_k, a_k}$ from $\mathcal{P}_{\vec{\mathbf{h}}_k, a_k}$. We will use the shorthand p_{a_k} for $p_{a_k}(\cdot, \cdot | \vec{\mathbf{h}}_k)$ where there is no ambiguity.

Under these notation, we introduce *IV-constrained* counterparts of the conventional Q - and value functions defined in (4.1)–(4.2).

Definition 4.1 (IV-constrained Q - and value function). *For each stage $k \in [K]$, each action $a_k \in \{\pm 1\}$, and each configuration the historical information $\vec{\mathbf{H}}_k$, let $\mathcal{P}_{\vec{\mathbf{h}}_k, a_k}$ be a prior distribution on the IV-constrained set $\mathcal{P}_{\vec{\mathbf{h}}_k, a_k}$. The IV-constrained Q -function and the corresponding value function of a DTR π with respect to the collection prior distributions $\{\mathcal{P}_{\vec{\mathbf{h}}_k, a_k}\}$ at stage K are*

$$Q_{\mathcal{P}, K}(\vec{\mathbf{h}}_K, a_K) = \mathbb{E}_{p_{a_K} \sim \mathcal{P}_{\vec{\mathbf{h}}_K, a_K}} \mathbb{E}_{R_K \sim p_{a_K}} [R_K],$$

and $V_{\mathcal{P}, K}^\pi(\vec{\mathbf{h}}_K) = Q_{\mathcal{P}, K}(\vec{\mathbf{h}}_K, \pi_K(\vec{\mathbf{h}}_K)),$

respectively. Recursively, at stage $k = K - 1, K - 2, \dots, 1$, the IV-constrained Q -function and the corresponding value function are

$$Q_{\mathcal{P}, k}^\pi(\vec{\mathbf{h}}_k, a_k) = \mathbb{E}_{p_{a_k} \sim \mathcal{P}_{\vec{\mathbf{h}}_k, a_k}} \mathbb{E}_{(R_k, \mathbf{X}_{k+1}) \sim p_{a_k}} [R_k + V_{\mathcal{P}, k+1}^\pi(\vec{\mathbf{H}}_{k+1})],$$

and $V_{\mathcal{P}, k}^\pi(\vec{\mathbf{h}}_k) = Q_{\mathcal{P}, k}^\pi(\vec{\mathbf{h}}_k, \pi_k(\vec{\mathbf{h}}_k)),$

respectively, where we recall that $\vec{\mathbf{H}}_{k+1} = (\vec{\mathbf{h}}_k, a_k, R_k, \mathbf{X}_{k+1})$ is a function of R_k and \mathbf{X}_{k+1} .

Definition 4.1 generalizes the notion of IV-constrained value in the single-stage setting. Similar

to the conventional Q - and value functions, the IV-constrained Q -function $Q_{\mathcal{D},k}^\pi$ depends on π only through $\pi_{(k+1):K}$ and the IV-constrained value function $V_{\mathcal{D},k}^\pi$ depends on π only through $\pi_{k:K}$.

Definition 4.2 follows from Definition 4.1 and defines the notion of IV-optimality for DTRs.

Definition 4.2 (IV-optimal DTR). *A DTR π^\star is said to be IV-optimal with respect to the collection of prior distributions $\{\mathcal{P}_{\vec{\mathbf{h}}_k, a_k}\}$ and a policy class Π if it satisfies*

$$\pi^\star \in \operatorname{argmax}_{\pi \in \Pi} V_{\mathcal{D},1}^\pi(\mathbf{x}_1) \quad (4.4)$$

for every fixed $\mathbf{h}_1 = \mathbf{x}_1 \in \mathcal{X}$.

Note that a priori, we do not know if an IV-optimal policy π^\star exists, as the above definition requires π^\star to maximize the IV-constrained value function for every fixed \mathbf{x}_1 (and thus $\mathbb{E}_{\mathbf{X}_1}[V_{\mathcal{D},1}^\pi(\mathbf{X}_1)]$ for any law of \mathbf{X}_1). However, as we will see in our first main result below, the optimization problem (4.4) can be solved via a modified dynamic programming algorithm if Π consists of all policies.

Theorem 4.1 (Dynamic programming for the IV-optimal DTR). *Let π^\star be recursively defined as follows:*

$$\pi_K^\star(\vec{\mathbf{h}}_K) = \operatorname{argmax}_{a_K \in \{\pm 1\}} Q_{\mathcal{D},K}(\vec{\mathbf{h}}_K, a_K), \quad \pi_k^\star(\vec{\mathbf{h}}_k) = \operatorname{argmax}_{a_k \in \{\pm 1\}} Q_{\mathcal{D},k}^{\pi^\star}(\vec{\mathbf{h}}_k, a_k), \quad k \leq K-1.$$

Then the DTR π^\star satisfies

$$V_{\mathcal{D},k}^{\pi^\star}(\vec{\mathbf{h}}_k) = \max_{\pi} V_{\mathcal{D},k}^\pi(\vec{\mathbf{h}}_k) \quad (4.5)$$

for any stage k and any configuration of the historical information $\vec{\mathbf{h}}_k$, where the maximization is taken over all DTRs.

The above result is a generalization of the classical dynamic programming algorithm (4.3) under partial identification. Note that the policy π^\star in the above theorem is always well-defined as $Q_{\mathcal{D},k}^{\pi^\star}$ depends on π^\star only through $\pi_{(k+1):K}^\star$.

4.3 An Alternative Characterization of IV-Optimal DTRs

Estimating an IV-optimal DTR based on Theorem 4.1 alone is difficult, primarily because the definitions of the IV-constrained Q - and value functions involve integration over the prior distributions $\{\mathcal{P}_{\vec{\mathbf{h}}_k, a_k}\}$. In this subsection, we provide an alternative characterization of an IV-optimal DTR which illuminates a practical estimation strategy.

Recall that in the single-stage setting, there is an equivalence between the IV constrained value (2.7) and the convex combination of the lower and upper bounds of the value (2.5). The latter expression (2.5) is easier to compute as long as the weights of the convex combination are specified. Below, we extend such an equivalence relationship to the multiple-stage setting and use it to get rid of the intractable integration over prior distributions.

We start by defining the *worst-case* and *best-case* IV-constrained Q - and value functions as well as their weighted versions as follows.

Definition 4.3 (Worst-case, best-case, and weighted Q - and value functions). *Let the prior distributions $\{\mathcal{P}_{\vec{h}_k, a_k}\}$ be specified and let $\{\lambda_k(\vec{h}_k, a_k)\}$ be a collection of weighting functions taking values in $[0, 1]$. The worst-case, best-case, and weighted Q -functions at stage K with respect to the specified prior distributions and weighting functions are respectively defined as*

$$\underline{Q}_K(\vec{h}_K, a_K) = \inf_{p_{a_K} \in \mathcal{P}_{\vec{h}_K, a_K}} \mathbb{E}_{R_K \sim p_{a_K}}[R_K], \quad (4.6)$$

$$\overline{Q}_K(\vec{h}_K, a_K) = \sup_{p_{a_K} \in \mathcal{P}_{\vec{h}_K, a_K}} \mathbb{E}_{R_K \sim p_{a_K}}[R_K], \quad (4.7)$$

$$Q_{\vec{\lambda}, K}(\vec{h}_K, a_K) = \lambda_K(\vec{h}_K, a_K) \cdot \underline{Q}_K(\vec{h}_K, a_K) + (1 - \lambda_K(\vec{h}_K, a_K)) \cdot \overline{Q}_K(\vec{h}_K, a_K),$$

The corresponding worst-case, best case, and weighted value functions, denoted as $\underline{V}_K^\pi(\vec{h}_K)$, $\overline{V}_K^\pi(\vec{h}_K)$, and $V_{\vec{\lambda}, K}^\pi(\vec{h}_K)$, respectively, are obtained by setting $a_k = \pi_K(\vec{h}_K)$ in the above displays. Recursively, at stage $k = K - 1, \dots, 1$, we define the worst-case, best-case, and weighted Q -functions as

$$\underline{Q}_{\vec{\lambda}, k}^\pi(\vec{h}_k, a_k) = \inf_{p_{a_k} \in \mathcal{P}_{\vec{h}_k, a_k}} \mathbb{E}_{(R_k, \mathbf{X}_{k+1}) \sim p_{a_k}}[R_k + V_{\vec{\lambda}, k+1}^\pi(\vec{H}_{k+1})], \quad (4.8)$$

$$\overline{Q}_{\vec{\lambda}, k}^\pi(\vec{h}_k, a_k) = \sup_{p_{a_k} \in \mathcal{P}_{\vec{h}_k, a_k}} \mathbb{E}_{(R_k, \mathbf{X}_{k+1}) \sim p_{a_k}}[R_k + V_{\vec{\lambda}, k+1}^\pi(\vec{H}_{k+1})], \quad (4.9)$$

$$Q_{\vec{\lambda}, k}^\pi(\vec{h}_k, a_k) = \lambda_k(\vec{h}_k, a_k) \cdot \underline{Q}_{\vec{\lambda}, k}^\pi(\vec{h}_k, a_k) + (1 - \lambda_k(\vec{h}_k, a_k)) \cdot \overline{Q}_{\vec{\lambda}, k}^\pi(\vec{h}_k, a_k),$$

respectively. Again, replacing a_k in the above Q -functions with $\pi_k(\vec{h}_k)$ yields their corresponding value functions $\underline{V}_{\vec{\lambda}, k}^\pi$, $\overline{V}_{\vec{\lambda}, k}^\pi$, and $V_{\vec{\lambda}, k}^\pi$.

Definition 4.3 generalizes the criterion (2.5). According to Definition 4.3, the worst-case and best-case Q -functions $\underline{Q}_{\vec{\lambda}, k}^\pi$ and $\overline{Q}_{\vec{\lambda}, k}^\pi$ depend on the weighting functions only through $\lambda_t(\vec{h}_t, a_t)$ for $k + 1 \leq t \leq K$, whereas the corresponding value functions depend on the weighting functions only through $\lambda_t(\vec{h}_t, a_t)$ for $k \leq t \leq K$. For notational simplicity, in the rest of the paper, we add

superscript π and subscript $\vec{\lambda}$ in Q -functions at stage K (e.g., we write $\underline{Q}_K = Q_{\vec{\lambda}, K}^\pi$), although they have no dependence on π and the weighting functions.

Proposition 4.1 below establishes the equivalence between the weighted Q -functions (resp. value functions) and their IV-constrained counterparts in Definition 4.1.

Proposition 4.1 (Equivalence between weighted and IV-constrained Q - and value functions). *The following two statements hold:*

1. *Fix any collection of weighting functions $\{\lambda_k(\vec{h}_k, a_k)\}$. Assume that in Definition 4.3, the infimums and supremums when defining weighted Q - and value functions are all attained. Then there exists a collection of prior distributions $\{\mathcal{P}_{\vec{h}_k, a_k}\}$ such that*

$$Q_{\vec{\lambda}, k}^\pi = Q_{\mathcal{P}, k}^\pi, \quad V_{\vec{\lambda}, k}^\pi = V_{\mathcal{P}, k}^\pi, \quad \forall k \in [K].$$

2. *Reverseely, if we fix any collection of prior distributions $\{\mathcal{P}_{\vec{h}_k, a_k}\}$, then there exists a collection of weighting functions $\{\lambda_k(\vec{h}_k, a_k)\}$ such that the above display holds true.*

The above theorem effectively translates the problem of specifying a collection of prior distributions to specifying a collection of weighting functions, thus allowing one to bypass the integration over the prior distributions. This theorem, along with the dynamic programming algorithm presented in Theorem 4.1, leads to the following alternative characterization of the IV-optimal DTR.

Corollary 4.1 (Alternative characterization of the IV-optimal DTR). *Under the setting in Part 1 of Proposition 4.1, if we recursively define π^* as*

$$\pi_k^*(\vec{h}_k) = \text{sgn} \left\{ \mathcal{C}_{\vec{\lambda}, k}^{\pi^*}(\vec{h}_k) \right\} = \text{sgn} \left\{ Q_{\vec{\lambda}, k}^{\pi^*}(\vec{h}_k, +1) - Q_{\vec{\lambda}, k}^{\pi^*}(\vec{h}_k, -1) \right\}, \quad k = K, K-1, \dots, 1, \quad (4.10)$$

where the two quantities

$$\begin{aligned} Q_{\vec{\lambda}, k}^{\pi^*}(\vec{h}_k, +1) &= \lambda_k(\vec{h}_k, +1) \cdot \underline{Q}_{\vec{\lambda}, k}^{\pi^*}(\vec{h}_k, +1) + (1 - \lambda_k(\vec{h}_k, +1)) \cdot \overline{Q}_{\vec{\lambda}, k}^{\pi^*}(\vec{h}_k, +1), \\ Q_{\vec{\lambda}, k}^{\pi^*}(\vec{h}_k, -1) &= \lambda_k(\vec{h}_k, -1) \cdot \underline{Q}_{\vec{\lambda}, k}^{\pi^*}(\vec{h}_k, -1) + (1 - \lambda_k(\vec{h}_k, -1)) \cdot \overline{Q}_{\vec{\lambda}, k}^{\pi^*}(\vec{h}_k, -1) \end{aligned}$$

depend on π^* only through $\pi_{(k+1):K}^*$ and are therefore well-defined, then π^* satisfies (4.5) for any stage k and any configuration of the historical information \vec{h}_k . In particular, π^* is an IV-optimal DTR in the sense of Definition 4.2 when Π consists of all Boolean functions.

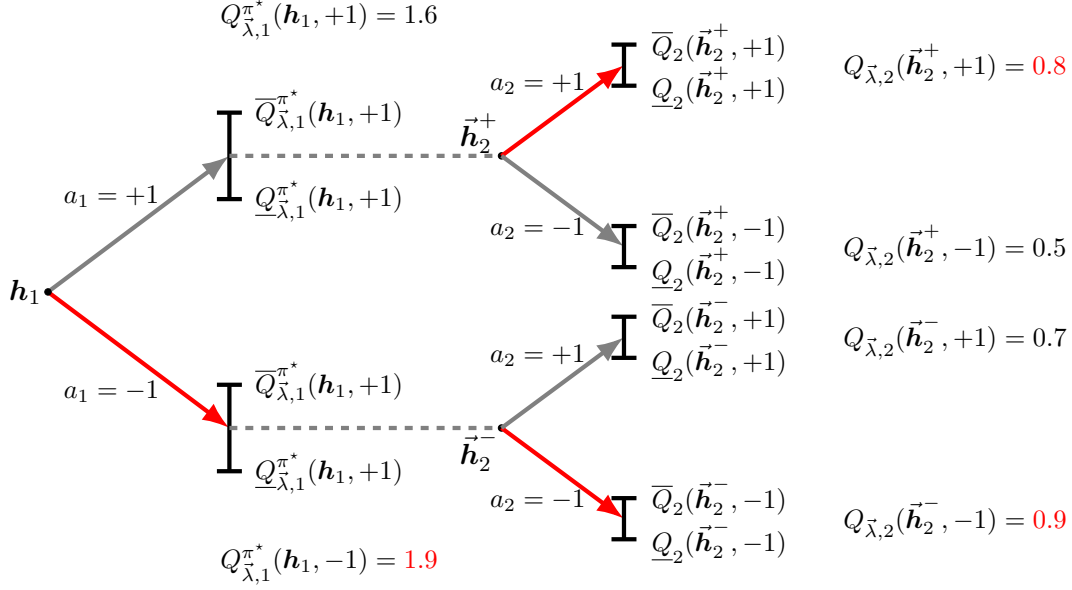


Figure 3: An illustrative example of an IV-optimal DTR when $K = 2$. According to the values of the weighted Q -functions at the second stage, we have $\pi_2^*(\vec{h}_2^+) = +1$ and $\pi_2^*(\vec{h}_2^-) = -1$. Given π_2^* , the weighted Q -functions at the first stage can be computed, and the IV-optimal action is $\pi_1^*(\mathbf{h}_1) = -1$.

Compared to Theorem 4.1, Corollary 4.1 gives an alternative, analytic and constructive characterization of the IV-optimal DTR. The proof is an immediate consequence of Theorem 4.1 and Proposition 4.1, and omitted.

An illustrative example when $K = 2$. Figure 3 illustrates the decision process when $K = 2$. At the second stage, given $\vec{h}_2^+ = (\mathbf{h}_1, a_1 = +1, R_1(+1) = r_1^+, \mathbf{X}_2(+1) = \mathbf{x}_2^+)$ and $\lambda_2(\vec{h}_2^+, \pm 1)$, an IV-optimal action is made based on comparing two weighted Q -functions $Q_{\lambda,2}^{\pi^*}(\vec{h}_2^+, +1) = 0.8$ and $Q_{\lambda,2}^{\pi^*}(\vec{h}_2^+, -1) = 0.5$. Since $0.8 > 0.5$, we have $\pi_2^*(\vec{h}_2^+) = +1$. The decision given $\vec{h}_2^- = (\mathbf{h}_1, a_1 = -1, R_1(-1) = r_1^-, \mathbf{X}_2(-1) = \mathbf{x}_2^-)$ and $\lambda_2(\vec{h}_2^-, \pm 1)$ is similar, and we have $\pi_2^*(\vec{h}_2^-) = -1$ in this case.

Given the knowledge of π_2^* , we can compute the weighted value function $V_{\lambda,2}^{\pi^*}(\cdot)$ of π^* at the second stage. This allows us to construct a “pseudo-outcome” at the first stage, denoted as $PO_1(r_1, \mathbf{x}_2 | \mathbf{h}_1, a_1) = r_1 + V_2^{\pi^*}(\mathbf{h}_1, a_1, r_1, \mathbf{x}_2)$. Importantly, PO_1 depends on π_2^* , as it is the cumulative rewards if we observe \mathbf{h}_1 at the first stage, take an immediate action a_1 , and then act according to the IV-optimal decision π_2^* at the second stage.

The partial identification interval for the expected value of $PO_1(R_1(a_1), \mathbf{X}_2(a_1) | \mathbf{h}_1, a_1)$, where the expectation is taken over the potential outcome distribution of $R_1(a_1)$ and $\mathbf{X}_2(a_1)$, is precisely the worst-case and best-case Q -functions $\underline{Q}_{\lambda,1}^{\pi^*}(\mathbf{h}_1, a_1)$ and $\overline{Q}_{\lambda,1}^{\pi^*}(\mathbf{h}_1, a_1)$. To this end, we can compute

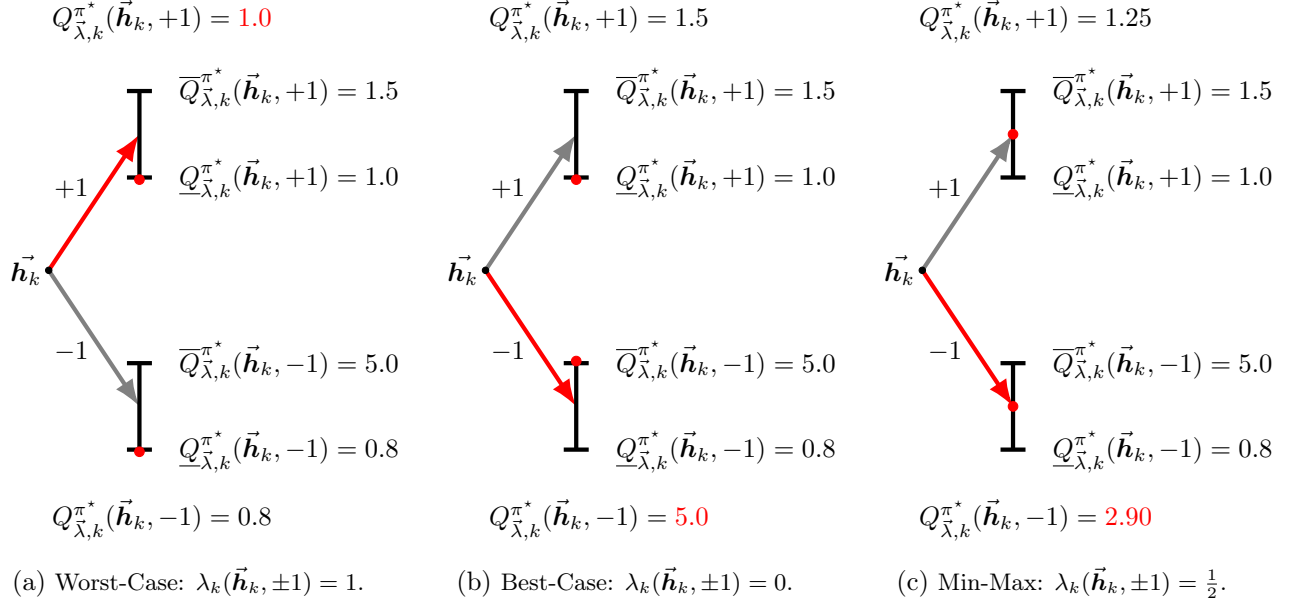


Figure 4: IV-optimal DTR at stage k with different choices of weighting functions. The weighted Q -functions are represented by red dots in each arm, and the corresponding IV-optimal action is colored in red. Figure 4a corresponds to the worst-case perspective, Figure 4b the best-case perspective, and Figure 4c the min-max perspective. In each case, the IV-optimal action is $\text{sgn}\{Q_{\lambda,k}^{\pi^*}(\vec{h}_k, +1) - Q_{\lambda,k}^{\pi^*}(\vec{h}_k, -1)\}$.

the weighted Q -function $Q_{\lambda,1}^{\pi^*}(\mathbf{h}_1, a_1)$ if $\lambda_1(\mathbf{h}_1, a_1)$ is specified, from which we can decide π_1^* . Reading the numbers off Figure 3, we conclude that $\pi_1^*(\mathbf{h}_1) = -1$.

Choosing weighting functions. The specification of weighting functions reveals one's level of optimism. Suppose that the future weighting functions $\{\lambda_t : t \geq k+1\}$ has been specified. At stage k , if one adopts a worst-case perspective and would like to maximize the worst-case gain at this stage (fixing the weighting function specifications at all future stages), then it suffices to compare the two worst-case Q -functions at stage k , namely $\underline{Q}_{\lambda,k}^{\pi^*}(\vec{h}_k, +1)$ and $\underline{Q}_{\lambda,k}^{\pi^*}(\vec{h}_k, -1)$. And the pessimistic action is taken to be sign of the difference of the two worst-case Q -functions, which corresponds to taking $\lambda_k(\vec{h}_k, \pm 1) = 1$ (see Figure 4a). Alternatively, if one adopts a best-case perspective at stage k and would like to maximize the best-case gain at this stage, then one shall compare the two best-case Q -functions, namely $\overline{Q}_{\lambda,k}^{\pi^*}(\vec{h}_k, +1)$ and $\overline{Q}_{\lambda,k}^{\pi^*}(\vec{h}_k, -1)$. The optimistic action is then taken to be the difference between the two best-case Q -functions, which corresponds to taking $\lambda_k(\vec{h}_k, \pm 1) = 0$ (see Figure 4b). Recall that in the single-stage setting, the min-max risk criterion 2.4 corresponds to maximizing the weighted value (2.5) with weights set to be $1/2$. This criterion can be seamlessly generalized to the current multiple-stage setting by setting $\lambda_k(\vec{h}_k, \pm 1) = 1/2$ (see Figure 4c). Other choices of weighting functions can be made to incorporate domain knowledge and user preference,

as suggested by [Cui and Tchetgen Tchetgen \(2021\)](#).

4.4 Estimating IV-Optimal DTRs

We discuss how to estimate an IV-optimal DTR given i.i.d. samples from the law of the random trajectory $(\mathbf{X}_k^{\text{obs}}, A_k^{\text{obs}}, R_k^{\text{obs}})_{k=1}^K$ and a time-varying instrument variable $\{Z_k\}_{k=1}^K$. The IV-constrained sets $\{\mathcal{P}_{\vec{\mathbf{h}}_k, a_k}\}$ are specified via partial identification intervals for the Q -functions. Specifically, let

$$\begin{aligned} \mathcal{P}_{\vec{\mathbf{h}}_k, a_k} = & \left\{ p_{a_k}(\cdot, \cdot | \vec{\mathbf{h}}_k) : \forall f \in \mathcal{F}_k, \exists \underline{Q}(\vec{\mathbf{h}}_k, a_k; f), \overline{Q}(\vec{\mathbf{h}}_k, a_k; f) \right. \\ & \text{s.t. } \underline{Q}(\vec{\mathbf{h}}_k, a_k; f) \leq \int f(r_k, \mathbf{x}_{k+1}) p_{a_k}(dr_k, d\mathbf{x}_{k+1} | \vec{\mathbf{h}}_k) \leq \overline{Q}(\vec{\mathbf{h}}_k, a_k; f) \\ & \left. \text{and } R_k \in [\underline{C}_k, \overline{C}_k] \text{ almost surely for } (R_k, \mathbf{X}_{k+1}) \sim p_{a_k}(\cdot, \cdot | \vec{\mathbf{h}}_k) \right\}. \end{aligned} \quad (4.11)$$

The boundedness of R_k ensures that partial identification intervals (e.g, Manski-Pepper bounds) have finite width. This is a plausible assumption in many applications ([Swanson et al., 2018](#)).

At the final stage K , we take $\mathcal{F}_K = \{\text{Id}\}$, a singleton containing the identity function that sends r_K to itself (note that \mathbf{X}_{x+1} is a null quantity and thus disregarded). Then the lower and upper bounds, namely $\underline{Q}(\vec{\mathbf{h}}_K, a_K; \text{Id}) = \underline{Q}_K(\vec{\mathbf{h}}_K, a_K)$ and $\overline{Q}(\vec{\mathbf{h}}_K, a_K; \text{Id}) = \overline{Q}_K(\vec{\mathbf{h}}_K, a_K)$, are precisely the endpoints of the partial identification intervals (constructed using the IV Z_K) of the expected final-stage reward R_K , where the expectation is taken over the potential outcome distribution $R_K \sim p_{a_K}^*(\cdot | \vec{\mathbf{h}}_K)$. By construction, we have $p_{a_K}^*(\cdot | \vec{\mathbf{h}}_K) \in \mathcal{P}_{\vec{\mathbf{h}}_K, a_K}$.

For $k \leq K-1$, we will take \mathcal{F}_k to be a class of properly defined functions (the specific forms to be specified later) of the current reward r_k and the next-stage covariate \mathbf{x}_{k+1} . The lower and upper bounds $\underline{Q}(\vec{\mathbf{h}}_k, a_k; f), \overline{Q}(\vec{\mathbf{h}}_k, a_k; f)$ constitute the partial identification intervals (constructed using the IV Z_k) of the expected value of $f(R_k, \mathbf{X}_{k+1})$, where the expectation is taken over the potential outcome distribution $(R_k, \mathbf{X}_{k+1}) \sim p_{a_k}^*(\cdot, \cdot | \vec{\mathbf{h}}_k)$. By construction, we have $p_{a_k}^*(\cdot, \cdot | \vec{\mathbf{h}}_k) \in \mathcal{P}_{\vec{\mathbf{h}}_k, a_k}$.

Let $\{(\mathbf{x}_{k,i}, a_{k,i}, r_{k,i})_{k=1}^K\}_{i=1}^n$ denote the observed data. Let $\mathbf{h}_{1,i} = \mathbf{x}_{1,i}$ be the baseline covariates for the i -th sample. For $2 \leq k \leq K$, let $\vec{\mathbf{h}}_{k,i} = (\vec{a}_{k-1,i}, \vec{r}_{k-1,i}, \vec{\mathbf{x}}_{k,i})$ be the historical information up to stage k for the i -th sample. In addition, let $\{z_{k,i}\}_{i=1}^n$ denote the stage- k IV data.

Estimating the contrasts by Q -learning. Corollary 4.1 shows that to estimate the IV-optimal DTR π^* , it suffices to estimate the contrast functions $\{\mathcal{C}_{\lambda,k}^{\pi^*}(\vec{\mathbf{h}}_k)\}$ defined in (4.10), which in turn calls for estimating the weighted Q -functions $\{Q_{\lambda,k}^{\pi^*}(\vec{\mathbf{h}}_k, \pm 1)\}$. We use a Q -learning approach to

estimate the weighted Q -functions (Watkins and Dayan, 1992; Schulte et al., 2014).

For ease of exposition, we specify (4.11) via Manski-Pepper bounds (Manski and Pepper, 2000). Generalization to other types of partial identification intervals is immediate. For Manski-Pepper bounds to hold, we make the *mean exchangeability* assumption (Manski, 1990; Hernán and Robins, 2006; Swanson et al., 2018) or a relaxed *monotone instrumental variable* (MIV) assumption (Manski and Pepper, 2000). The mean exchangeability assumption is automatically satisfied in a sequential randomized controlled trial with noncompliance.

At Stage K , define

$$\begin{aligned} \psi_K(\vec{\mathbf{h}}_K, a_k, z_k; C) &= C \cdot \mathbb{P}(A_K^{\text{obs}} = -a_k \mid Z_K = z_k, \vec{\mathbf{H}}_K^{\text{obs}} = \vec{\mathbf{h}}_k) \\ &+ \mathbb{E}[R_K^{\text{obs}} \mid \vec{\mathbf{H}}_K^{\text{obs}} = \vec{\mathbf{h}}_k, Z_K = z_k, A_K^{\text{obs}} = a_k] \cdot \mathbb{P}(A_K^{\text{obs}} = a_k \mid \vec{\mathbf{H}}_K^{\text{obs}} = \vec{\mathbf{h}}_k, Z_K = z). \end{aligned} \quad (4.12)$$

Manski-Pepper bounds state that if $R_K \in [\underline{C}_K, \overline{C}_K]$ almost surely (with respect to $p_{a_K}^*(\cdot \mid \vec{\mathbf{h}}_k)$), then its conditional mean potential outcome $\mathbb{E}_{R_K \sim p_{a_K}^*(\cdot \mid \vec{\mathbf{h}}_k)}[R_K]$ is lower and upper bounded by

$$\begin{aligned} &\mathbb{P}(Z_K = -1 \mid \vec{\mathbf{H}}_K^{\text{obs}} = \vec{\mathbf{h}}_k) \cdot \psi_K(\vec{\mathbf{h}}_K, a_K, -1; \underline{C}_K) \\ &+ \mathbb{P}(Z_K = +1 \mid \vec{\mathbf{H}}_K^{\text{obs}} = \vec{\mathbf{h}}_k) \cdot [\psi_K(\vec{\mathbf{h}}_K, a_K, -1; \underline{C}_K) \vee \psi_K(\vec{\mathbf{h}}_K, a_K, +1; \underline{C}_K)] \end{aligned} \quad (4.13)$$

and

$$\begin{aligned} &\mathbb{P}(Z_K = -1 \mid \vec{\mathbf{H}}_K^{\text{obs}} = \vec{\mathbf{h}}_k) \cdot [\psi_K(\vec{\mathbf{h}}_K, a_K, -1; \overline{C}_K) \wedge \psi_K(\vec{\mathbf{h}}_K, a_K, +1; \overline{C}_K)] \\ &+ \mathbb{P}(Z_K = +1 \mid \vec{\mathbf{H}}_K^{\text{obs}} = \vec{\mathbf{h}}_k) \cdot \psi_K(R_K, a_K, +1; \vec{\mathbf{h}}_K; \overline{C}_K), \end{aligned} \quad (4.14)$$

where \wedge and \vee are shorthands for min and max, and both bounds are tight. Therefore, as long as we take $\mathcal{F}_K \supseteq \{\text{Id}\}$ when defining $\mathcal{P}_{\vec{\mathbf{h}}_k, a_K}$ in (4.11), the worst-case and best-case Q functions at stage K defined in (4.6)–(4.7) can be set to (4.13) and (4.14), respectively. Along with $\lambda_K(\vec{\mathbf{h}}_k, a_K)$ specifications, the construction of the stage- K weighted Q -function $Q_{\vec{\lambda}, K}(\vec{\mathbf{h}}_k, a_K)$ is concluded.

Since both (4.13) and (4.14) are functionals of the observed data distribution, $Q_{\vec{\lambda}, K}(\vec{\mathbf{h}}_k, a_K)$ can be estimated from the data by fitting parametric models (e.g., linear models) or flexible machine learning models (e.g., regression trees and random forests), and then invoke the plug-in principle.

Given an estimate $\hat{Q}_{\vec{\lambda}, K}^*$ of $Q_{\vec{\lambda}, K}$, we can estimate the contrast function $\mathcal{C}_{\vec{\lambda}, K}(\vec{\mathbf{h}}_k)$ by $\hat{\mathcal{C}}_{\vec{\lambda}, K}^*(\vec{\mathbf{h}}_k) = \hat{Q}_{\vec{\lambda}, K}^*(\vec{\mathbf{h}}_k, +1) - \hat{Q}_{\vec{\lambda}, K}^*(\vec{\mathbf{h}}_k, -1)$. In view of Corollary 4.1, the IV-optimal DTR at stage K , $\pi_K^*(\vec{\mathbf{h}}_k)$, can be estimated by $\hat{\pi}_K^{\text{q}}(\vec{\mathbf{h}}_k) = \text{sgn}(\hat{\mathcal{C}}_{\vec{\lambda}, K}^*(\vec{\mathbf{h}}_k))$. Moreover, the weighted value function of π^* at stage K , $V_{\vec{\lambda}, K}^{\pi^*}(\vec{\mathbf{h}}_k)$, can be estimated by $\hat{V}_{\vec{\lambda}, K}^* = \hat{Q}_{\vec{\lambda}, K}^*(\vec{\mathbf{h}}_k, \hat{\pi}_K^{\text{q}}(\vec{\mathbf{h}}_k))$.

Algorithm 1. Estimation of the IV-Optimal DTR

Input: Trajectories and instrument variables $\{(\mathbf{x}_{k,i}, a_{k,i}, r_{k,i}, z_{k,i}) : k \in [K], i \in [n]\}$, weighting functions $\{\lambda(\vec{\mathbf{h}}_k, a_k)\}$, policy class Π , forms of partial identification intervals.

Output: Estimated IV-optimal DTR $\hat{\pi}^*$.

Step I: Q-learning

Obtain an estimate $\hat{Q}_{\vec{\lambda}, K}^*$ of $Q_{\vec{\lambda}, K}$ using $(\vec{\mathbf{h}}_{K,i}, r_{K,i}, z_{K,i})_{i=1}^n$;

Estimate $\mathcal{C}_{\vec{\lambda}, K}$ by $\hat{\mathcal{C}}_{\vec{\lambda}, K}^*(\vec{\mathbf{h}}_K) = \hat{Q}_{\vec{\lambda}, K}^*(\vec{\mathbf{h}}_K, +1) - \hat{Q}_{\vec{\lambda}, K}^*(\vec{\mathbf{h}}_K, -1)$;

Set $\hat{\pi}_K^Q(\vec{\mathbf{h}}_K) = \text{sgn}(\hat{\mathcal{C}}_{\vec{\lambda}, K}^*(\vec{\mathbf{h}}_K))$ and $\hat{V}_{\vec{\lambda}, K}^*(\vec{\mathbf{h}}_K) = \hat{Q}_{\vec{\lambda}, K}^*(\vec{\mathbf{h}}_K, \hat{\pi}_K^Q(\vec{\mathbf{h}}_K))$;

for $k = K - 1, \dots, 1$ **do**

 For each $i \in [n]$, construct $\widehat{PO}_{k,i} = r_{k,i} + \hat{V}_{\vec{\lambda}, k+1}^*(\vec{\mathbf{h}}_{k+1,i})$;

 Obtain an estimate $\hat{Q}_{\vec{\lambda}, k}^*$ of $Q_{\vec{\lambda}, k}^{\pi^*}$ using $(\vec{\mathbf{h}}_{k,i}, \widehat{PO}_{k,i}, z_{k,i})_{i=1}^n$;

 Estimate $\mathcal{C}_{\vec{\lambda}, k}^{\pi^*}$ by $\hat{\mathcal{C}}_{\vec{\lambda}, k}^*(\vec{\mathbf{h}}_k) = \hat{Q}_{\vec{\lambda}, k}^*(\vec{\mathbf{h}}_k, +1) - \hat{Q}_{\vec{\lambda}, k}^*(\vec{\mathbf{h}}_k, -1)$;

 Set $\hat{\pi}_k^Q(\vec{\mathbf{h}}_k) = \text{sgn}(\hat{\mathcal{C}}_{\vec{\lambda}, k}^*(\vec{\mathbf{h}}_k))$ and $\hat{V}_{\vec{\lambda}, k}^*(\vec{\mathbf{h}}_k) = \hat{Q}_{\vec{\lambda}, k}^*(\vec{\mathbf{h}}_k, \hat{\pi}_k^Q(\vec{\mathbf{h}}_k))$;

end

Step II: Weighted classification

for $k = K, \dots, 1$ **do**

 Solve the weighted classification problem in (4.15) to obtain $\hat{\pi}_k^*$;

end

return $\hat{\pi}^*$

Now, assume for any stage $t \geq k + 1$, the specification of the IV-constrained sets (4.11) has been made, and the weighted value function at stage t , $V_{\vec{\lambda}, t}^{\pi^*}(\vec{\mathbf{h}}_t)$, has been estimated by $\hat{V}_{\vec{\lambda}, t}^*(\vec{\mathbf{h}}_t)$. In addition, assume that $R_t \in [\underline{C}_t, \overline{C}_t]$ almost surely (with respect to $p_{a_k}^*(\cdot, \cdot | \vec{\mathbf{h}}_k)$). At stage k , define the pseudo-outcome $PO_k(r_k, \mathbf{x}_{k+1} | \vec{\mathbf{h}}_k, a_k) = r_k + V_{\vec{\lambda}, k+1}^{\pi^*}(\vec{\mathbf{h}}_k, a_k, r_k, \mathbf{x}_{k+1})$. By construction, we have $PO_k(R_k, \mathbf{X}_{k+1} | \vec{\mathbf{h}}_k, a_k) \in [\sum_{t \geq k} \underline{C}_t, \sum_{t \geq k} \overline{C}_t]$ almost surely for $(R_k, \mathbf{X}_{k+1}) \sim p_{a_k}^*(\cdot, \cdot | \vec{\mathbf{h}}_k)$. Thus, we can apply Manski-Pepper bounds again to bound the expected value of $PO_k(R_k, \mathbf{X}_{k+1} | \vec{\mathbf{h}}_k, a_k)$, and obtain an estimate $\hat{Q}_{\vec{\lambda}, k}^*$ of the weighted Q -function of π^* at stage k ; see Supplementary Material C.1 for detailed expressions. One nuance is that the pseudo-outcome $PO_k(r_k, \mathbf{x}_{k+1} | \vec{\mathbf{h}}_k, a_k)$ depends on the unknown quantity $V_{\vec{\lambda}, k+1}^{\pi^*}$. At stage k , we have already obtained an estimate $\hat{V}_{\vec{\lambda}, k+1}^*$ of $V_{\vec{\lambda}, k+1}^{\pi^*}$. Thus, the pseudo-outcome can be estimated by $\widehat{PO}_k(r_k, \mathbf{x}_{k+1} | \vec{\mathbf{h}}_k, a_k) = r_k + \hat{V}_{\vec{\lambda}, k+1}^*(\vec{\mathbf{h}}_k, a_k, r_k, \mathbf{x}_{k+1})$.

Finally, the contrast function $\mathcal{C}_{\vec{\lambda}, k}^{\pi^*}(\vec{\mathbf{h}}_k)$ is estimated by $\hat{\mathcal{C}}_{\vec{\lambda}, k}^*(\vec{\mathbf{h}}_k) = \hat{Q}_{\vec{\lambda}, k}^*(\vec{\mathbf{h}}_k, +1) - \hat{Q}_{\vec{\lambda}, k}^*(\vec{\mathbf{h}}_k, -1)$, the IV-optimal DTR at stage k is estimated by $\hat{\pi}_k^Q(\vec{\mathbf{h}}_k) = \text{sgn}(\hat{\mathcal{C}}_{\vec{\lambda}, k}^*(\vec{\mathbf{h}}_k))$, and the weighted value function of π^* at stage k is estimated by $\hat{V}_{\vec{\lambda}, k}^*(\vec{\mathbf{h}}_k) = \hat{Q}_{\vec{\lambda}, k}^*(\vec{\mathbf{h}}_k, \hat{\pi}_k^Q(\vec{\mathbf{h}}_k))$. In this way, we recursively estimate all contrast functions and obtain an estimated IV-optimal DTR $\hat{\pi}^Q$.

Obtaining parsimonious policies via weighted classification. In many applications, it is desirable to impose additional constraints on the estimated DTR. For example, one may require the DTR to be parsimonious and thus more interpretable. Such constraints are usually encoded by a restricted function class $\Pi = \Pi_1 \times \cdots \times \Pi_K$, such that any $\pi \notin \Pi$ will not be considered.

We next introduce a strategy that “projects” $\hat{\pi}^Q$, the DTR obtained by Q -learning and is thus not necessarily inside Π , onto the function class Π . Recall the formula for the IV-optimal DTR π^* given in (4.10). With some algebra, one readily checks that π^* is a solution to the following weighted classification problem:

$$\pi_k^*(\vec{h}_k) \in \operatorname{argmin}_{a_k \in \{\pm 1\}} |\mathcal{C}_{\lambda,k}^{\pi^*}(\vec{h}_k)| \cdot \mathbb{1}\{\operatorname{sgn}(\mathcal{C}_{\lambda,k}^{\pi^*}(\vec{h}_k)) \neq a_k\}. \quad (4.15)$$

The above representation illuminates a rich class of strategies to search for a DTR π within a desired, possibly parsimonious function class Π , via sequentially solving the following weighted classification problem:

$$\hat{\pi}_k^*(\vec{h}_k) \in \operatorname{argmin}_{\pi_k \in \Pi_k} \frac{1}{n} \sum_{i=1}^n |\hat{\mathcal{C}}_{\lambda,k}^{\pi^*}(\vec{h}_{k,i})| \cdot \mathbb{1}\{\operatorname{sgn}(\hat{\mathcal{C}}_{\lambda,k}^{\pi^*}(\vec{h}_{k,i})) \neq \pi_k(\vec{h}_{k,i})\},$$

where we recall that $\hat{\mathcal{C}}_{\lambda,k}^{\pi^*}$ is an estimate of $\mathcal{C}_{\lambda,k}^{\pi^*}$ obtained via Q -learning, and $\{\vec{h}_{k,i}\}_{i=1}^n$ is the historical information at stage k in our dataset. This strategy bears similarities with the strategy proposed in Zhao et al. (2015). The estimation procedure is summarized in Algorithm 1.

5 Improving Dynamic Treatment Regimes with an Instrumental Variable

In this section, we show how the IV-optimality framework developed in Section 4 can be modified to tackle the policy improvement problem under the multiple-stage setup. Let π^b be a baseline DTR to be improved. Some most important baseline DTRs include the standard-of-care DTR (i.e., $\pi_k^b = -1$ for any k) and the SRA-optimal DTR defined in Section 4.1. The goal of policy improvement, as discussed in Section 3, is to obtain a DTR π^\uparrow so that π^b is no worse and potentially better than π^b .

To achieve this goal, we leverage additional information encoded in the collection of IV-constrained sets $\{\mathcal{P}_{\vec{h}_k, a_k}\}$. We are to introduce the notion of *IV-improved DTR*, generalizing the notion of IV-improved ITR in Definitions 3.1 and 3.2. To start with, we define the following relative Q -functions and the corresponding relative value functions of a DTR π with respect to the baseline DTR π^b .

Definition 5.1 (Relative Q -function and value function). *The relative Q -function of a DTR π with*

respect to the baseline DTR π^b at stage K is

$$Q_K^{\pi/\pi^b}(\vec{h}_K, a_K) = \inf_{\substack{p_{a_K} \in \mathcal{P}_{\vec{h}_K, a_K} \\ p_{a'_K} \in \mathcal{P}_{\vec{h}_K, a'_K}}} \left\{ \mathbb{E}_{\substack{R_K \sim p_{a_K} \\ R'_K \sim p_{a'_K}}} [R_K - R'_K] \right\},$$

where $a'_K = \pi_K^b(\vec{h}_K)$ is the action taken according to the baseline DTR. The corresponding relative value function is defined as $V_K^{\pi/\pi^b}(\vec{h}_K) = Q_K^{\pi/\pi^b}(\vec{h}_K, \pi_K(\vec{h}_K))$. Recursively, at stage $k = K - 1, K - 2, \dots, 1$, the relative Q -function of π with respect to π^b is defined as

$$Q_k^{\pi/\pi^b}(\vec{h}_k, a_k) = \inf_{\substack{p_{a_k} \in \mathcal{P}_{\vec{h}_k, a_k} \\ p_{a'_k} \in \mathcal{P}_{\vec{h}_k, a'_k}}} \left\{ \mathbb{E}_{\substack{(R_k, \mathbf{X}_{k+1}) \sim p_{a_k} \\ (R'_k, \mathbf{X}'_{k+1}) \sim p_{a'_k}}} [R_k - R'_k + V_{k+1}^{\pi/\pi^b}(\vec{H}_{k+1})] \right\},$$

where $a'_k = \pi_k^b(\vec{h}_k)$ and $\vec{H}_{k+1} = (\vec{h}_k, a_k, R_k, \mathbf{X}_{k+1})$. The corresponding relative value function is $V_k^{\pi/\pi^b}(\vec{h}_k) = Q_k^{\pi/\pi^b}(\vec{h}_k, \pi_k(\vec{h}_k))$.

The relative value function V_k^{π/π^b} at stage k captures the cumulative worst-case (subject to the IV constraints) excess value of following the DTR π over π^b from stage k and onwards. Note that the relative value function V_K^{π/π^b} at stage K is analogous to the objective function in (3.3). Maximizing the relative value functions would then deliver a DTR that follows the baseline regime π^b unless there is compelling evidence not to, similar to the IV-improved ITR whose explicit form is given in Propositions 3.1 and 3.2.

We are now ready to define the estimand of interest, generalizing Definitions 3.1 and 3.2.

Definition 5.2 (IV-improved DTR). *Let π^b be a baseline DTR, Π a policy class, and $\{\mathcal{P}_{\vec{h}_k, a_k}\}$ a collection of IV-constrained sets. A DTR π^\uparrow is said to be IV-improved if it satisfies*

$$\pi^\uparrow \in \operatorname{argmax}_{\pi \in \Pi} V_1^{\pi/\pi^b}(\mathbf{x}_1) \quad (5.1)$$

for every fixed $\mathbf{h}_1 = \mathbf{x}_1 \in \mathcal{X}$.

Analogous to Theorem 4.1, the following result solves the optimization problem (5.1) using a dynamic programming approach when Π is the collection of all DTRs.

Theorem 5.1 (Dynamic Programming for the IV-improved DTR). *Let π^\uparrow be recursively defined as*

follows:

$$\pi_K^\uparrow(\vec{h}_K) = \operatorname{argmax}_{a_K \in \{\pm 1\}} Q_K^{\pi^\uparrow/\pi^b}(\vec{h}_K, a_K), \quad \pi_k^\uparrow(\vec{h}_k) = \operatorname{argmax}_{a_k \in \{\pm 1\}} Q_k^{\pi^\uparrow/\pi^b}(\vec{h}_k, a_k), \quad k = K-1, \dots, 1.$$

Then the DTR π^\uparrow satisfies

$$V_k^{\pi^\uparrow/\pi^b}(\vec{h}_k) = \max_{\pi} V_k^{\pi/\pi^b}(\vec{h}_k) \quad (5.2)$$

for any stage k and any configuration of the historical information \vec{h}_k , where the maximization is taken over all DTRs.

The following corollary is similar to Corollary 4.1, and gives an alternative characterization of the IV-improved DTR.

Corollary 5.1 (Alternative characterization of the IV-improved DTR). *Recursively define π^\uparrow as*

$$\pi_k^\uparrow(\vec{h}_k) = \pi_k^b(\vec{h}_k) \cdot \operatorname{sgn}\{\mathcal{C}_k^{\pi^\uparrow/\pi^b}(\vec{h}_k)\}, \quad k = K, \dots, 1, \quad (5.3)$$

where for $a'_k = \pi_k^b(\vec{h}_k)$, $\vec{H}_{k+1} = (\vec{h}_k, a_k, R_k, \mathbf{X}_{k+1})$ and $\vec{H}'_{k+1} = (\vec{h}_k, a'_k, R'_k, \mathbf{X}'_{k+1})$, the quantities

$$\begin{aligned} \mathcal{C}_K^{\pi^\uparrow/\pi^b}(\vec{h}_K) &= \sup_{p_{a'_K} \in \mathcal{P}_{\vec{h}_K, a'_K}} \mathbb{E}_{R'_K \sim p_{a'_K}}[R'_K] - \inf_{p_{-a'_K} \in \mathcal{P}_{\vec{h}_K, -a'_K}} \mathbb{E}_{R_K \sim p_{-a'_K}}[R_K], \text{ and} \\ \mathcal{C}_k^{\pi^\uparrow/\pi^b}(\vec{h}_k) &= \sup_{p_{a'_k} \in \mathcal{P}_{\vec{h}_k, a'_k}} \mathbb{E}_{(R'_k, \mathbf{X}'_{k+1}) \sim p_{a'_k}}[R'_k] + \inf_{p_{a'_k} \in \mathcal{P}_{\vec{h}_k, a'_k}} \mathbb{E}_{(R'_k, \mathbf{X}'_{k+1}) \sim p_{a'_k}}[V_k^{\pi^\uparrow/\pi^b}(\vec{H}'_{k+1})] \\ &\quad - \inf_{p_{-a'_k} \in \mathcal{P}_{\vec{h}_k, -a'_k}} \mathbb{E}_{(R_k, \mathbf{X}_{k+1}) \sim p_{-a'_k}}[R_k + V_{k+1}^{\pi^\uparrow/\pi^b}(\vec{H}_{k+1})], \quad 1 \leq k \leq K-1, \end{aligned} \quad (5.4)$$

depend on π^\uparrow only through $\pi_{(k+1):K}^\uparrow$ and are therefore well-defined. Then π^\uparrow satisfies (5.2) for any stage k and any configuration of the historical information \vec{h}_k . In particular, π^\uparrow is an IV-improved DTR in the sense of Definition 5.2 when Π is the set of all DTRs.

Expressions in (5.3) and (5.4) admit a rather intuitive explanation. The contrast function $\mathcal{C}_k^{\pi^\uparrow/\pi^b}$ measures the cumulative worst-case gain of following π^\uparrow over π^b , starting from stage k , and one would only flip the decision made by π_k^b if this worse-case gain is positive. In fact, with some algebra, one readily checks that π_K^\uparrow can be expressed in a similar form as (3.2) and (3.4).

Given Corollary 5.1 and the strategy in Section 4.4, Algorithm 1 can be modified *mutatis mutandis* to yield an algorithm for estimating an IV-improved DTR. For brevity, we refer the readers to Supplementary Material C.2 for details.

6 Theoretical Properties

In this section, we prove non-asymptotic bounds on the deviance between the estimated IV-optimal as well as the IV-improved DTRs to their population counterparts. To do this, we need several standard assumptions, which we detail below.

First of all, we need a proper control on the complexity of the policy class $\Pi = \Pi_1 \times \cdots \times \Pi_K$. Note that any $\pi_k \in \Pi_k$ is a Boolean function that sends a specific configuration of the historical information \vec{h}_k to a binary decision $\pi_k(\vec{h}_k)$. Let \mathcal{H}_k be the collection of all possible \vec{h}_k s. A canonical measure of complexity of Boolean functions is the Vapnik–Chervonenkis (VC) dimension (Vapnik and Chervonenkis, 1968). The VC-dimension of Π_k , denoted as $\text{vc}(\Pi_k)$, is the largest positive integer d such that there exists a set of d points $\{\vec{h}_k^{(1)}, \dots, \vec{h}_k^{(d)}\} \subseteq \mathcal{H}_k$ shattered by Π_k , in the sense that for any binary vector $\mathbf{v} \in \{\pm 1\}^d$, there exists $\pi_k^{(\mathbf{v})} \in \Pi_k$ such that $\pi_k^{(\mathbf{v})}(\vec{h}_k^{(j)}) = v_j$ for $j \in [d]$. If no such d exists, then $\text{vc}(\Pi_k) = \infty$.

In practice, a DTR is most useful when it is parsimonious. For this reason, the class of linear decision rules and the class of decision trees with a fixed depth are popular in various application fields (Tao et al., 2018; Speth et al., 2020). It is well-known that when the domain is a subset of \mathbb{R}^d , the VC-dimension of the class of linear decision rules is at most $d + 1$ (see, e.g., Example 4.21 of Wainwright 2019) and the VC dimension of the class of decision tree with L leaves is $\mathcal{O}(L \log(Ld))$ (Leboeuf et al., 2020).

Note that a DTR $\pi_{1:(k-1)}$, along with the distributions $\{p_{a_t}(\cdot, \cdot | \vec{h}_t) : a_t \in \{\pm 1\}, \vec{h}_t \in \mathcal{H}_t\}_{t=1}^{k-1}$, induces a probability distribution on \mathcal{H}_k , the set of stage- k historical information. Let \mathcal{H}_k denote the set of all such probability distributions when we vary $\pi_{1:(k-1)} \in \Pi_{1:(k-1)}$ and $p_{a_t}(\cdot, \cdot | \vec{h}_t) \in \mathcal{P}_{\vec{h}_t, a_t}$ for $t \in [k-1]$. An element in \mathcal{H}_k will be denoted as q_k , and the law of \vec{H}_k^{obs} will be denoted as q_k^{obs} . The next assumption concerns how much information on q_k^{obs} can be generalized to the information on a specific $q_k \in \mathcal{H}_k$.

Assumption A (Bounded concentration coefficients). *Suppose there exist positive constants $\{c_k\}_{k=1}^K$ such that*

$$\sup_{q_k \in \mathcal{H}_k} \sup_{\vec{h}_k \in \mathcal{H}_k} \frac{dq_k}{dq_k^{\text{obs}}}(\vec{h}_k) \leq c_k.$$

Assumption A is often made in the reinforcement learning literature (see, e.g., Munos 2003; Szepesvári and Munos 2005; Chen and Jiang 2019) and is closely related to the “overlap” assumption in causal inference. A sufficient condition for the above assumption to hold is that the probability

of seeing any historical information (according to the observed data distribution or any distribution in \mathcal{H}_k) is strictly bounded away from 0 and 1.

Recall that our algorithms for estimating IV-optimal and IV-improved DTRs is a two-step procedure, where in Step I, the contrast functions are estimated via Q -learning, and in Step II, a parsimonious DTR is obtained via weighted classification. As mentioned in Section 4.4, in the first stage, there are a lot of flexibilities in choosing the specific models and algorithms for estimating the contrast functions. As the result, a fine-grained understanding of this stage would require a case-by-case analysis. In order to not over-complicate the discussion, we make the following assumption, which asserts the existence of a “contrast estimation oracle”.

Assumption B (Existence of the contrast estimation oracle). *Suppose in Q -learning, we use an algorithm that takes n i.i.d. samples and outputs $\{\hat{\mathcal{C}}_{\lambda,k}^\star\}_{k=1}^K$ and $\{\hat{\mathcal{C}}_k^\uparrow\}_{k=1}^K$ that satisfy*

$$\mathbb{P}\left(\mathbb{E}|\hat{\mathcal{C}}_{\lambda,k}^\star(\vec{\mathbf{H}}_k^{\text{obs}}) - \mathcal{C}_{\lambda,k}^{\pi^\star}(\vec{\mathbf{H}}_k^{\text{obs}})| \geq C_{k,\delta} \cdot n^{-\alpha_k}\right) \leq \delta \quad (6.1)$$

$$\mathbb{P}\left(\mathbb{E}|\hat{\mathcal{C}}_k^\uparrow(\vec{\mathbf{H}}_k^{\text{obs}}) - \mathcal{C}_k^{\pi^\uparrow/\pi^b}(\vec{\mathbf{H}}_k^{\text{obs}})| \geq C_{k,\delta} \cdot n^{-\alpha_k}\right) \leq \delta \quad (6.2)$$

for any $k \in [K], \delta > 0$. In the above display, the probability is taken over the randomness in the n samples and the expectation is taken over the randomness in a fresh trajectory $\vec{\mathbf{H}}_k^{\text{obs}} \sim q_k^{\text{obs}}$.

We will use (6.1) when we analyze the estimated IV-optimal DTR and we will invoke (6.2) when we analyze the estimated IV-improved DTR.

Assumption B is usually a relatively mild assumption. Indeed, the ground truth contrast functions $C_{\lambda,k}^{\pi^\star}$ are superimpositions of several conditional expectations of the observed data distribution (see (4.12)–(4.14)), and it is reasonable to assume that they can be estimated at a vanishing rate as the sample size tends to infinity. While this assumption simplifies the analysis by allowing us to bypass the case-by-case analyses of Q -learning, the analysis of the weighted classification remains highly non-trivial.

To proceed further, we adopt a form of sample splitting procedure called cross-fitting (Chernozhukov et al., 2018; Athey and Wager, 2020). Specifically, we split the n samples into m equally-sized batches: $[n] = \cup_{j \in [m]} B_j$, where $m \geq 2$ and $m \asymp 1$. Each batch has size $|B_j| = n_j \asymp n/m \asymp n$. For each $i \in [n]$, let $j_i \in [m]$ be the index of its batch, so that $i \in B_{j_i}$. For the i -th sample, we apply the contrast estimation oracle in Assumption B on the out-of-batch samples $B_{-j_i} = [n] \setminus B_{j_i}$ to obtain either an estimate $\hat{\mathcal{C}}_{\lambda,k}^\star(\vec{\mathbf{h}}_k; B_{-j_i})$ of $\mathcal{C}_{\lambda,k}^{\pi^\star}(\vec{\mathbf{h}}_k)$ for policy estimation, or an estimate $\hat{\mathcal{C}}_k^\uparrow(\vec{\mathbf{h}}_k; B_{-j_i})$

of $\mathcal{C}_{\lambda,k}^{\pi^\dagger/\pi^b}$ for policy improvement. For the policy estimation problem, we solve the following optimization problem:

$$\min_{\pi_k \in \Pi_k} \frac{1}{n} \sum_{i=1}^n |\widehat{\mathcal{C}}_{\lambda,k}^{\star}(\vec{h}_{k,i}; B_{-j_i})| \cdot \mathbb{1} \left\{ \text{sgn}(\widehat{\mathcal{C}}_{\lambda,k}^{\star}(\vec{h}_{k,i}; B_{-j_i})) \neq \pi_k(\vec{h}_{k,i}) \right\}. \quad (6.3)$$

The corresponding optimization problem for the policy improvement problem is given by

$$\min_{\pi_k \in \Pi_k} \frac{1}{n} \sum_{i=1}^n |\widehat{\mathcal{C}}_k^{\dagger}(\vec{h}_{k,i}; B_{-j_i})| \cdot \mathbb{1} \left\{ \pi^b(\vec{h}_{k,i}) \cdot \text{sgn}(\widehat{\mathcal{C}}_k^{\dagger}(\vec{h}_{k,i}; B_{-j_i})) \neq \pi_k(\vec{h}_{k,i}) \right\}. \quad (6.4)$$

We emphasize that cross-fitting is mostly for theoretical convenience. The performance of our algorithm with and without cross-fitting is similar; see simulations in Section 7.

In practice, given a limited computational budget, we may only solve the optimization problem (6.3) up to a certain precision. Our analysis will be conducted for the approximate minimizers $\widehat{\pi}_k^{\star}, \widehat{\pi}_k^{\dagger} \in \Pi_k$ that satisfy

$$\frac{1}{n} \sum_{i=1}^n |\widehat{\mathcal{C}}_{\lambda,k}^{\star}(\vec{h}_{k,i}; B_{-j_i})| \cdot \mathbb{1} \left\{ \text{sgn}(\widehat{\mathcal{C}}_{\lambda,k}^{\star}(\vec{h}_{k,i}; B_{-j_i})) \neq \widehat{\pi}_k^{\star}(\vec{h}_{k,i}) \right\} \leq (6.3) + \varepsilon_k^{\text{opt}}, \quad (6.5)$$

$$\frac{1}{n} \sum_{i=1}^n |\widehat{\mathcal{C}}_k^{\dagger}(\vec{h}_{k,i}; B_{-j_i})| \cdot \mathbb{1} \left\{ \pi^b(\vec{h}_{k,i}) \cdot \text{sgn}(\widehat{\mathcal{C}}_k^{\dagger}(\vec{h}_{k,i}; B_{-j_i})) \neq \widehat{\pi}_k^{\dagger}(\vec{h}_{k,i}) \right\} \leq (6.4) + \varepsilon_k^{\text{opt}}, \quad (6.6)$$

respectively, where $\varepsilon_k^{\text{opt}}$ is the optimization error when solving (6.3) and (6.4).

To quantify the loss of information from restriction to the policy class Π , we define

$$\begin{aligned} \widetilde{\pi}_k^{\star} &\in \operatorname{argmin}_{\pi_k \in \Pi_k} \mathbb{E} \left[|\mathcal{C}_{\lambda,k}^{\pi^{\star}}(\vec{H}_k^{\text{obs}})| \cdot \mathbb{1} \left\{ \text{sgn}(\mathcal{C}_{\lambda,k}^{\pi^{\star}}(\vec{H}_k^{\text{obs}})) \neq \pi_k(\vec{H}_k^{\text{obs}}) \right\} \right], \\ \widetilde{\pi}_k^{\dagger} &\in \operatorname{argmin}_{\pi_k \in \Pi_k} \mathbb{E} \left[|\mathcal{C}_k^{\pi^{\dagger}/\pi^b}(\vec{H}_k^{\text{obs}})| \cdot \mathbb{1} \left\{ \pi_k^b(\vec{H}_k^{\text{obs}}) \cdot \text{sgn}(\mathcal{C}_k^{\pi^{\dagger}/\pi^b}(\vec{H}_k^{\text{obs}})) \neq \pi_k(\vec{H}_k^{\text{obs}}) \right\} \right]. \end{aligned}$$

Note that according to Corollaries 4.1 and 5.1, when Π_k is the set of all Boolean functions, we have $\widetilde{\pi}_k^{\star} = \pi_k^{\star}$ and $\widetilde{\pi}_k^{\dagger} = \pi_k^{\dagger}$. Otherwise, the difference between $\widetilde{\pi}_k^{\star}$ and π_k^{\star} (resp. $\widetilde{\pi}_k^{\dagger}$ and π_k^{\dagger}) measures the approximation error when we restrict ourselves to Π_k instead of the set of all Boolean functions in the policy estimation (resp. policy improvement) problem.

We are now ready to present the main result of this section.

Theorem 6.1 (Performance of the estimated IV-optimal and IV-improved DTRs). *Let Assumptions A and B hold. Fix any $\delta \in (0, 1)$. Let the optimization error be $\mathcal{E}_{\text{opt}} = \sum_{k=1}^K c_k \cdot \varepsilon_k^{\text{opt}}$. Let the*

approximation errors for the policy estimation problem and the policy improvement problem be

$$\begin{aligned}\mathcal{E}_{\text{approx}} &= \sum_{k=1}^K c_k \cdot \mathbb{E}[V_{\vec{\lambda},k}^{\pi_{k:K}^*}(\vec{H}_k^{\text{obs}}) - V_{\vec{\lambda},k}^{\tilde{\pi}_k^* \pi_{(k+1):K}^*}(\vec{H}_k^{\text{obs}})], \\ \mathcal{E}'_{\text{approx}} &= \sum_{k=1}^K c_k \cdot \mathbb{E}[V_k^{\pi_{k:K}^\uparrow / \pi^b}(\vec{H}_k) - V_k^{\tilde{\pi}_k^\uparrow \pi_{(k+1):K}^\uparrow / \pi^b}(\vec{H}_k^{\text{obs}})]\end{aligned}$$

respectively, where $\pi_k \pi_{(k+1):K}'$ denotes the DTR that acts according to π_k at stage k and follows π' from stage $k+1$ to K . Finally, define the generalization error

$$\mathcal{E}_{\text{gen}} = \sum_{k=1}^K c_k \cdot \left(c_{k, \frac{\delta}{4mK}} \cdot n^{-\alpha_k} + (K-k+1) \cdot \sqrt{\frac{\text{vc}(\Pi_k) + \log(K/\delta)}{n}} \right)$$

Then, there exists an absolute constant $C > 0$ such that the following two statements hold:

1. For the policy estimation problem, with probability at least $1 - \delta$, we have

$$\mathbb{E}[V_{\vec{\lambda},1}^{\pi^*}(\mathbf{X}_1^{\text{obs}}) - V_{\vec{\lambda},1}^{\hat{\pi}^*}(\mathbf{X}_1^{\text{obs}})] \leq \mathcal{E}_{\text{opt}} + \mathcal{E}_{\text{approx}} + C \cdot \mathcal{E}_{\text{gen}}; \quad (6.7)$$

2. For the policy improvement problem, with probability $1 - \delta$, we have

$$\mathbb{E}[V_1^{\pi^* / \pi^b}(\mathbf{X}_1^{\text{obs}}) - V_1^{\hat{\pi}^\uparrow / \pi^b}(\mathbf{X}_1^{\text{obs}})] \leq \mathcal{E}_{\text{opt}} + \mathcal{E}'_{\text{approx}} + C \cdot \mathcal{E}_{\text{gen}}. \quad (6.8)$$

The expectations in (6.7) and (6.8) are taken over a fresh sample of the observed first stage covariates $\mathbf{X}_1^{\text{obs}}$.

Theorem 6.1 shows that the weighted value function of $\hat{\pi}^*$ (resp. relative value function of $\hat{\pi}^\uparrow$) at the first stage converges to that of the IV-optimal DTR (resp. IV-improved) up to three sources of errors: the optimization error that stems from only approximately solving the weighted classification problem, the approximation error that results from the restriction to a parsimonious policy class Π , and a vanishing generalization error. We defer the proof to Supplementary Material B.

7 Simulation studies

7.1 Goal, data-generating process and simulation structure

We verify that the IV-optimal DTRs indeed have superior performance compared to the baseline DTRs and investigate the performance of the IV-optimal DTRs for assorted choices of $\lambda_k(\vec{h}_k, a_k)$ via simulations. We consider a data-generating process with two time-independent covariates $X_1, X_2 \sim \text{Unif}[-1, 1]$. At stage one, there exists an unmeasured confounder $U_1 \sim \text{Bernoulli}(1/2)$. The instrumental variable Z_1 is independent of U_1 and follows $\text{Rademacher}(1/2)$, the observed A_1 is Rademacher with head probability $\text{expit}\{C_1 \cdot (Z_1 + 1) - \xi U_1 - 2\}$, and the reward R_1 is Bernoulli with head probability $\text{expit}\{0.5(\text{sgn}\{X_1 - 1\} - \lambda U_1 + 0.2) \cdot (A_1 + 1)\}$, where C_1, ξ, λ are constants to be specified later, and $\text{expit}\{x\} = 1/(1 + e^{-x})$. At stage two, there exists a second unmeasured confounder $U_2 \sim \text{Bernoulli}(1/2)$. The instrumental variable is again independent of Z_2 and follows $\text{Rademacher}(1/2)$, the action A_2 is Rademacher with head probability $\text{expit}\{C_1 \cdot (Z_1 + 1) + X_1 - 7(R_1 - 0.5) - \xi(1 + X_1)(2U_2 - 1)\}$, and the reward R_2 is Bernoulli with head probability $\text{expit}\{0.1(A_1 + 1) + 0.4[1 - X_1 + R_1 - \lambda(2U_2 - 1)] \cdot (A_2 + 1)\}$.

According to this data-generating process, Z_1 and Z_2 are valid instrumental variables. There are two unmeasured confounders U_1 and U_2 , one at each stage, and both unmeasured confounders are effect modifiers. We will interpret the treatment option $A_1, A_2 = -1$ as the standard-of-care, e.g., low-level NICU, and $+1$ as the prospective treatment, e.g., high-level NICU. One may check that for large ξ , the prospective treatment has a negative effect on R_1 ; however, the unmeasured confounding U_1 may create a spurious, positive treatment effect in an analysis that omits U_1 . On the other hand, the prospective treatment at the second stage may have a positive or negative treatment effect on R_2 depending on the baseline covariate X_1 and the first stage outcome R_1 .

Our simulation can be compactly summarized as a $3 \times 3 \times 3 \times 2 \times 2$ factorial design with the following five factors:

Factor 1: instrumental variable strength $C_1 = 3, 4$, and 5 ;

Factor 2: level of unmeasured confounding $\lambda = 1, 2$, and 3 .

Factor 3: baseline policies π^b . We consider three baseline policies: the standard-of-care regime π_{std}^b that assigns $\pi_{\text{std},1}^b = \pi_{\text{std},2}^b = -1$ to everyone, a prospective treatment regime π_{prosp}^b that assigns $\pi_{\text{std},1}^b = \pi_{\text{std},2}^b = +1$ to everyone, and π_{SRA}^b that is ignorant of the unmeasured confounding and is optimal under the sequential randomization assumption.

Factor 4: training samples $n_{\text{train}} = 500$ or 1000.

Factor 5: procedures used to estimate the relevant conditional expectations in the partial identification intervals. We consider using either simple parametric models (linear, logistic, and multinomial regression) or random forests (Breiman, 2001).

The observed data consist of $\mathcal{D}_{\text{obs}} = \{(X_1, X_2, A_1, Z_1, R_1, A_2, Z_2, R_2), i = 1, \dots, n_{\text{train}}\}$. An SRA-optimal DTR π_{SRA}^b does not leverage the IV data (Z_1 and Z_2) while IV-improved DTR does and uses this information to improve upon baseline rules. We estimated the conditional average treatment effect involved in estimating π_{SRA}^b using a robust augmented inverse probability weighting estimator (AIPW), and then applied a weighted classification routine. This is known as C-learning in the literature (Zhang and Zhang, 2018), and can also be considered a variant of the backward outcome weighted learning (BOWL) procedure (Zhao et al., 2015). All classification problems involved in estimating the π_{SRA}^b and the IV-improved DTRs were implemented using a classification tree with a maximum depth of 2, which is meant to replicate the real data application where parsimonious rules are more useful and can deliver most insight (Laber and Zhao, 2015; Speth et al., 2020). Three IV-improved DTRs are denoted by $\pi_{\text{std}}^\uparrow$, $\pi_{\text{prosp}}^\uparrow$, and $\pi_{\text{SRA}}^\uparrow$, respectively. Finally, for each data-generating process, we further estimated three IV-optimal DTRs with $\lambda_k(\vec{h}_k, \pm 1) = 0, 1/2$, and 1 for $k = 1, 2$, and these three IV-optimal DTRs are referred to as $\pi_{\text{IV},0}$, $\pi_{\text{IV},1/2}$, and $\pi_{\text{IV},1}$, respectively. Therefore, we have a total of nine regimes (three baseline regimes, three IV-improved regimes, and three IV-optimal regimes) under consideration. We evaluated each estimated regime $\hat{\pi}$ by calculating its value function using 1,000,000 fresh samples $(X_1, X_2) \sim \text{Unif}[-1, 1]$ and integrating out the binary unmeasured confounders U_1, U_2 using Monte Carlo.

7.2 Simulation results

Table 1 summarizes the estimated mean and interquartile range of the value functions for baseline DTRs, their corresponding IV-improved DTRs, and three different IV-optimal DTRs, when $n_{\text{train}} = 1000$, all relevant conditional expectations estimated via random forests (Breiman, 2001) as implemented in the R package `randomForest`, and for various (ξ, C_1) combinations.

There are three trends consistent with our theory and intuition upon examining the simulation results. First and foremost, we observed that the IV-improved DTRs indeed had superior performance compared to their corresponding baseline DTRs including the SRA-optimal DTR. Although the extent of improvement depends on the specifics of data-generating processes, the improvement

Table 1: Simulation results: all relevant conditional probabilities were estimated using random forests implemented in the R package **randomForest** with node size equal to 5 and $n_{\text{train}} = 1000$.

$n_{\text{train}} = 1000$	π_{std}^b	$\pi_{\text{std}}^\uparrow$	π_{prosp}^b	$\pi_{\text{prosp}}^\uparrow$	π_{SRA}^b	$\pi_{\text{SRA}}^\uparrow$	$\pi_{\text{IV},1}$	$\pi_{\text{IV},0}$	$\pi_{\text{IV},1/2}$
$\xi = 1$									
$C_1 = 3$	1.00 [1.00,1.00]	1.14 [1.13,1.15]	1.03 [1.03,1.03]	1.23 [1.20,1.29]	1.13 [1.10,1.17]	1.22 [1.19,1.26]	1.13 [1.09,1.15]	1.18 [1.14,1.23]	1.18 [1.14,1.23]
$C_1 = 4$	1.00 [1.00,1.00]	1.15 [1.14,1.15]	1.03 [1.03,1.03]	1.24 [1.20,1.29]	1.13 [1.09,1.16]	1.22 [1.18,1.26]	1.13 [1.09,1.15]	1.18 [1.14,1.23]	1.18 [1.14,1.23]
$C_1 = 5$	1.00 [1.00,1.00]	1.15 [1.14,1.15]	1.03 [1.03,1.03]	1.23 [1.20,1.29]	1.13 [1.10,1.17]	1.22 [1.18,1.26]	1.12 [1.09,1.15]	1.18 [1.14,1.23]	1.17 [1.14,1.23]
$\xi = 2$									
$C_1 = 3$	1.00 [1.00,1.00]	1.10 [1.10,1.11]	0.94 [0.94,0.94]	1.14 [1.13,1.14]	1.10 [1.08,1.12]	1.14 [1.12,1.16]	1.10 [1.08,1.11]	1.14 [1.12,1.17]	1.14 [1.12,1.17]
$C_1 = 4$	1.00 [1.00,1.00]	1.11 [1.10,1.12]	0.94 [0.94,0.94]	1.14 [1.13,1.17]	1.10 [1.08,1.12]	1.14 [1.12,1.16]	1.10 [1.08,1.11]	1.14 [1.12,1.17]	1.14 [1.12,1.17]
$C_1 = 5$	1.00 [1.00,1.00]	1.11 [1.10,1.12]	0.94 [0.94,0.94]	1.14 [1.13,1.17]	1.09 [1.07,1.12]	1.14 [1.12,1.16]	1.10 [1.08,1.11]	1.14 [1.12,1.17]	1.14 [1.12,1.17]
$\xi = 3$									
$C_1 = 3$	1.00 [1.00,1.00]	1.06 [1.05,1.07]	0.88 [0.88,0.88]	1.10 [1.10,1.11]	1.06 [1.05,1.09]	1.10 [1.09,1.10]	1.07 [1.07,1.07]	1.10 [1.10,1.11]	1.11 [1.10,1.11]
$C_1 = 4$	1.00 [1.00,1.00]	1.07 [1.06,1.08]	0.88 [0.88,0.88]	1.10 [1.10,1.11]	1.07 [1.05,1.09]	1.10 [1.10,1.11]	1.07 [1.07,1.07]	1.10 [1.10,1.11]	1.10 [1.10,1.11]
$C_1 = 5$	1.00 [1.00,1.00]	1.07 [1.06,1.08]	0.88 [0.88,0.88]	1.10 [1.10,1.11]	1.06 [1.05,1.09]	1.10 [1.10,1.11]	1.06 [1.06,1.07]	1.10 [1.10,1.11]	1.10 [1.10,1.11]

was uniform across all data-generating processes. Figure 5 plots the cumulative distribution functions (CDFs) of three baseline DTRs and their IV-improved DTRs across 1,000 simulations in two data-generating processes. It is evident that in either data-generating process and for any of the three baseline DTRs, the value functions of IV-improved DTRs always stochastically dominate those of corresponding baseline DTRs. We observed the same stochastic dominance phenomenon in each of the 108 data-generating processes considered in the simulation studies. Second, when comparing three IV-optimal DTRs corresponding to different choices of weighting functions $\lambda_k(\vec{h}_k, a_k)$, we observed that the choices of 1/2 and 1, corresponding to the min-max and the worst-case perspectives, had better performance compared to the best-case DTR and the SRA-optimal DTR. We further plot CDFs of the value functions of each IV-optimal DTR and the SRA-optimal DTR (Figures 7 and 8 in Supplementary Material D) and observed that the min-max and worst-case DTRs stochastically dominated the SRA-optimal DTRs in all sampling situations considered in the simulation studies. Lastly, we found that estimating relevant conditional expectations using simple parametric models (Tables 2 and 3 in Supplementary Material D) and the cross-fitting version of the algorithm (Tables 5 and 6 in Supplementary Material D) yielded slightly inferior, but qualitatively similar results.

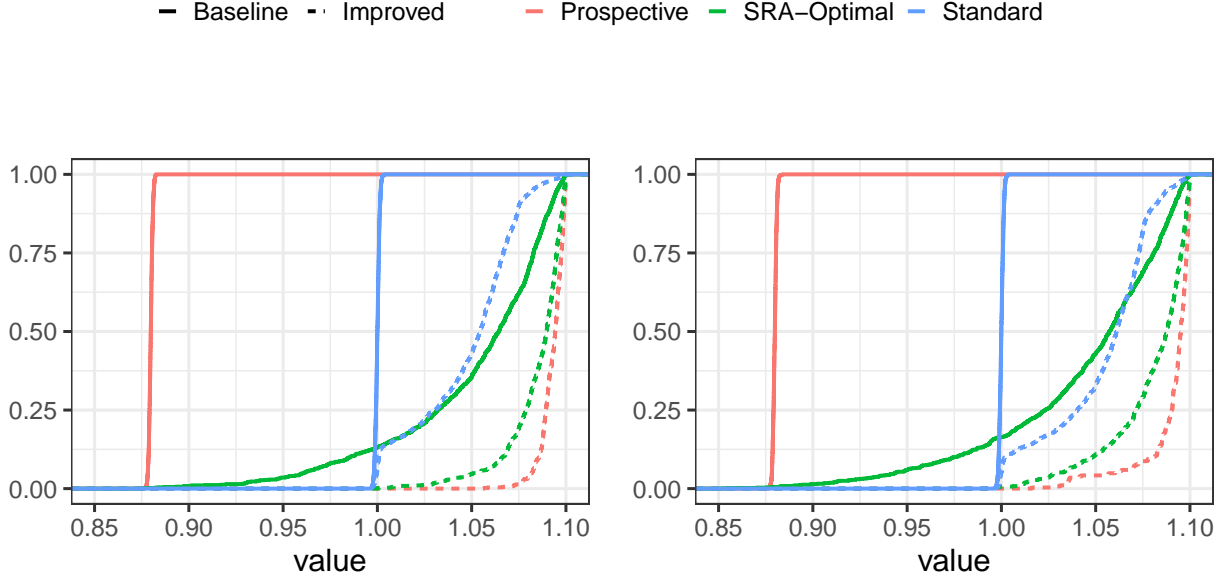


Figure 5: Cumulative distribution functions of value functions of three baseline policies π_{std}^b , π_{prosp}^b and π_{SRA}^b , and their respective IV-improved policies $\pi_{\text{std}}^\uparrow$, $\pi_{\text{prosp}}^\uparrow$ and $\pi_{\text{SRA}}^\uparrow$. Left panel: $\xi = 3$ and $C_1 = 3$. Right panel: $\xi = 3$ and $C_1 = 5$.

8 Application

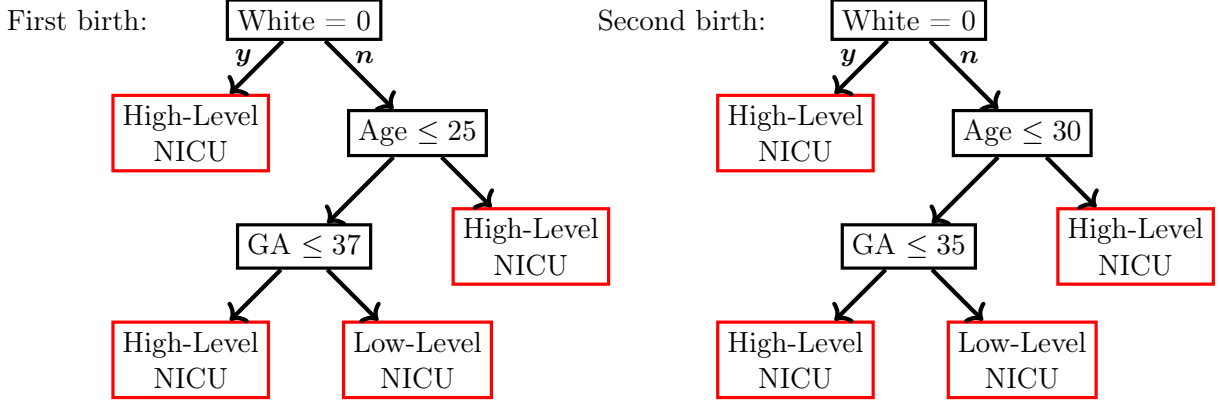
We considered a total of 183,487 mothers who delivered exactly two births during 1995 and 2009 in the Commonwealth of Pennsylvania, and relocated at their second deliveries so that their “excess-travel-time” IVs at two deliveries were different. We considered covariates that measured mothers’ neighborhood circumstances including poverty rate, median income, etc, mothers’ demographic information including race (white or not), age, years of education, etc, and variables related to delivery including gestational age in weeks and length of prenatal care in months, and eight congenital diseases. The “excess-travel-time” IVs in both stages were then dichotomized: 1 if above the median and 0 otherwise. Mothers’ treatment choice and their babies’ mortality status at the first delivery were included as covariates for studying the second delivery. We used the *multiple imputation by chained equations* method (Buuren and Groothuis-Oudshoorn, 2010) implemented in the R package MICE to impute missing covariate data, and repeat analysis on 5 imputed datasets.

We assume that high-level NICUs do no harm compared to low-level NICUs; therefore, all partial identification intervals in this application were estimated under the *monotone treatment response* (MTR) assumption (Manski, 2003, Chp.8). We considered estimating an IV-optimal DTR

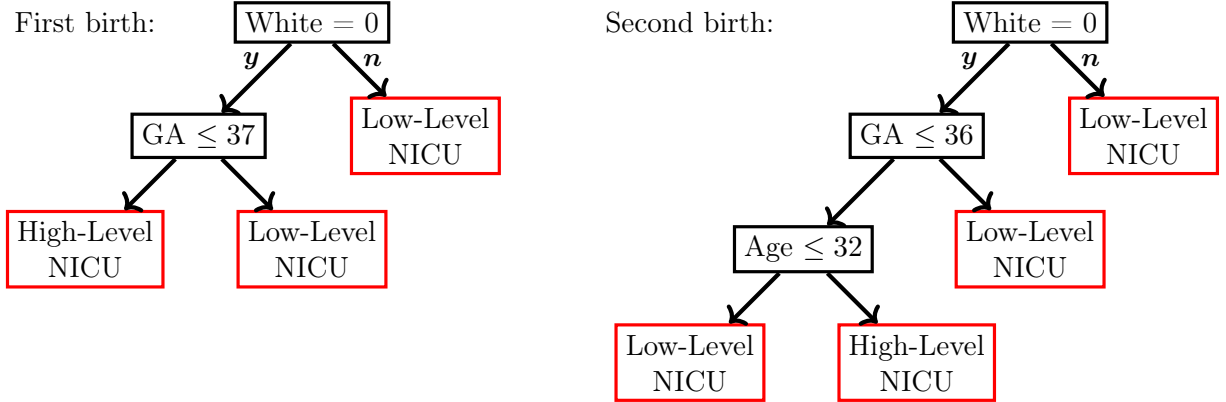
First birth: All High-Level NICU

Second birth: All High-Level NICU

(a) No penalty attached to attending a high-level NICU. All mothers are assigned to high-level NICUs.



(b) Moderate penalty attached to attending a high-level NICU. 68.3% of all mothers are assigned to high-level NICUs for their first deliveries and 59.9% of all mothers are assigned to high-level NICUs for their second deliveries.



(c) Large penalty attached to attending a high-level NICU. 4.53% of all mothers are assigned to high-level NICUs for their first deliveries and 8.56% of all mothers are assigned to high-level NICUs for their second deliveries.

Figure 6: IV-optimal dynamic treatment regimes estimated using the NICU data. Left arrow corresponds to ‘yes’ and right ‘no’. GA stands for gestational age.

minimizing the maximum risk at each delivery; see Section 4.3, and explored the trade-off between minimizing the maximum risk and the cost/capacity constraint by adding a generic penalty to the value function. We performed weighted classification using a classification tree with maximum depth equal to 3 so that the resulting DTR is interpretable. Figure 6 plots three estimated DTRs corresponding to no penalty attached, a moderate penalty, and a large penalty attached to attending a high-level NICU. When there is no penalty attached, all mothers are assigned to high-level NICUs. As we increase the penalty, fewer mothers (albeit mothers who benefit most from attending a high-

level NICU) are assigned to high-level NICUs. For instance, Figure 6b corresponds to sending 68% mothers to a high-level NICU at their first deliveries and 59.9% at their second deliveries. Mothers who are assigned to high-level NICUs according to this DTR *either* belong to racial and ethnic minority groups *or* are older and have premature gestational age. Similarly, Figure 6c plots a regime where less than 10% of mothers are assigned to a high-level NICU. Mothers who are assigned to high-level NICUs according to this DTR belong to racial and ethnicity minority groups and have premature births. Our analysis here seems to suggest that in general race/ethnicity, age, and gestational age are the most significant effect modifiers. Gestational age has long been hypothesized as an effect modifier; see Lorch et al. (2012); Yang et al. (2014); Michael et al. (2020); more recently, Yannekis et al. (2020) found a differential effect between different race/ethnic groups. On the other hand, mother’s age appears to be a new discovery that worth looking into. Overall, our method both complemented previous published results and generated new insights.

9 Discussion

We systematically study the problem of estimating an dynamic treatment regime from retrospective observational data using a time-varying instrumental variable. We formulate the problem under a generic partial identification framework, derive a counterpart of the classical Q -learning and Bellman equation under partial identification, and use it as the basis for generalizing a notion of IV-optimality to the dynamic treatment regimes. One important variant of the developed framework is a strategy to improve upon a baseline dynamic treatment regime. As demonstrated via extensive simulations, IV-improved DTRs indeed have favorable performance compared to the baseline DTRs, including baseline DTRs that are optimal under the no unmeasured confounding assumption.

With the increasing availability of administrative databases that keep track of clinical data, it is tempting to estimate some useful, real-world-evidence-based dynamic treatment regimes from such retrospective data. To make any causal/treatment effect statements from non-RCT data, an instrumental variable analysis is often better-received by clinicians. Fortunately, many reasonably good instrumental variables are available, e.g., daily precipitation, geographic distances, service providers’ preference, etc. Many of these IVs are intrinsically time-varying and could be leveraged to estimate a dynamic treatment regime using the framework proposed in this article.

In practice, to deliver a most useful policy intervention, it is important to take into account various practical constraints, e.g., those arising from limited facility capacity or increased cost. Our framework can be readily extended to incorporating various constraints.

We conclude this article by mentioning a few open problems. First, our analysis depends on the assumption of bounded concentration coefficients (Assumption A). It will be interesting to see if this assumption can be relaxed by imposing additional structural assumptions. There are some recent process in the reinforcement learning literature (see, e.g., Jiang et al. 2017; Sun et al. 2019; Du et al. 2021), but whether those structural assumptions can be adapted to the current setting remains a question. Meanwhile, our proofs bypasses case-by-case analyses of Q -learning by assuming the existence of the contrast estimating oracle (Assumption B). It is an interesting future direction to conduct more fine-grained analyses and characterize the optimal rate of convergence of those contrast functions. Finally, the current article considers estimating DTRs from a historical dataset. It might be of interest to extend our framework to the online interactive setup such as the one considered in Liao et al. (2021).

References

- Angrist, J. D., Imbens, G. W., and Rubin, D. B. (1996). Identification of causal effects using instrumental variables. *Journal of the American Statistical Association*, 91(434):444–455.
- Athey, S. and Wager, S. (2020). Policy learning with observational data. *Econometrica*.
- Baiocchi, M., Cheng, J., and Small, D. S. (2014). Instrumental variable methods for causal inference. *Statistics in Medicine*, 33(13):2297–2340.
- Baiocchi, M., Small, D. S., Lorch, S., and Rosenbaum, P. R. (2010). Building a stronger instrument in an observational study of perinatal care for premature infants. *Journal of the American Statistical Association*, 105(492):1285–1296.
- Balke, A. and Pearl, J. (1997). Bounds on treatment effects from studies with imperfect compliance. *Journal of the American Statistical Association*, 92(439):1171–1176.
- Baxter, J. (2000). A model of inductive bias learning. *Journal of artificial intelligence research*, 12:149–198.
- Bonvini, M. and Kennedy, E. H. (2019). Sensitivity analysis via the proportion of unmeasured confounding. *arXiv preprint arXiv:1912.02793*.
- Boucheron, S., Lugosi, G., and Massart, P. (2013). *Concentration inequalities: A nonasymptotic theory of independence*. Oxford university press.
- Breiman, L. (2001). Random forests. *Machine Learning*, 45(1):5–32.
- Buuren, S. v. and Groothuis-Oudshoorn, K. (2010). mice: Multivariate imputation by chained equations in r. *Journal of statistical software*, pages 1–68.
- Chen, J. and Jiang, N. (2019). Information-theoretic considerations in batch reinforcement learning. In *International Conference on Machine Learning*, pages 1042–1051. PMLR.
- Chernozhukov, V., Chetverikov, D., Demirer, M., Duflo, E., Hansen, C., Newey, W., and Robins, J. (2018).

- Double/debiased machine learning for treatment and structural parameters. *The Econometrics Journal*, 21(1):C1–C68.
- Cui, Y. and Tchetgen Tchetgen, E. (2020). A semiparametric instrumental variable approach to optimal treatment regimes under endogeneity. *Journal of the American Statistical Association*, pages 1–34.
- Cui, Y. and Tchetgen Tchetgen, E. (2021). Machine intelligence for individualized decision making under a counterfactual world: A rejoinder. *Journal of the American Statistical Association*, 116(533):200–206.
- Delage, E. and Ye, Y. (2010). Distributionally robust optimization under moment uncertainty with application to data-driven problems. *Operations research*, 58(3):595–612.
- Du, S. S., Kakade, S. M., Lee, J. D., Lovett, S., Mahajan, G., Sun, W., and Wang, R. (2021). Bilinear classes: A structural framework for provable generalization in rl. *arXiv preprint arXiv:2103.10897*.
- Han, S. (2019). Optimal dynamic treatment regimes and partial welfare ordering. *arXiv preprint arXiv:1912.10014*.
- Heng, S. and Small, D. S. (2020). On interactions between observed and unobserved covariates in matched observational studies. *arXiv preprint arXiv:2004.00766*.
- Hernán, M. A., Hernández-Díaz, S., and Robins, J. M. (2004). A structural approach to selection bias. *Epidemiology*, pages 615–625.
- Hernán, M. A. and Robins, J. M. (2006). Instruments for causal inference: an epidemiologist’s dream? *Epidemiology*, pages 360–372.
- Imbens, G. W. (2004). Nonparametric estimation of average treatment effects under exogeneity: A review. *Review of Economics and Statistics*, 86:4–29.
- Jiang, N., Krishnamurthy, A., Agarwal, A., Langford, J., and Schapire, R. E. (2017). Contextual decision processes with low bellman rank are pac-learnable. In *International Conference on Machine Learning*, pages 1704–1713. PMLR.
- Kallus, N., Mao, X., and Zhou, A. (2019). Interval estimation of individual-level causal effects under unobserved confounding. In *The 22nd International Conference on Artificial Intelligence and Statistics*, pages 2281–2290.
- Kallus, N. and Zhou, A. (2018). Confounding-robust policy improvement. In *Advances in Neural Information Processing Systems*, pages 9269–9279.
- Kallus, N. and Zhou, A. (2020a). Confounding-robust policy evaluation in infinite-horizon reinforcement learning. *arXiv preprint arXiv:2002.04518*.
- Kallus, N. and Zhou, A. (2020b). Minimax-optimal policy learning under unobserved confounding. *Management Science*.
- Kroelinger, C. D., Okoroh, E. M., Goodman, D. A., Lasswell, S. M., and Barfield, W. D. (2018). Comparison of state risk-appropriate neonatal care policies with the 2012 aap policy statement. *Journal of Perinatology*, 38(4):411–420.

- Laber, E. B. and Zhao, Y.-Q. (2015). Tree-based methods for individualized treatment regimes. *Biometrika*, 102(3):501–514.
- Lasswell, S. M., Barfield, W. D., Roachat, R. W., and Blackmon, L. (2010). Perinatal regionalization for very low-birth-weight and very preterm infants: a meta-analysis. *JAMA*, 304(9):992–1000.
- Leboeuf, J.-S., LeBlanc, F., and Marchand, M. (2020). Decision trees as partitioning machines to characterize their generalization properties. *Advances in Neural Information Processing Systems*, 33.
- Liao, L., Fu, Z., Yang, Z., Kolar, M., and Wang, Z. (2021). Instrumental variable value iteration for causal offline reinforcement learning. *arXiv preprint arXiv:2102.09907*.
- Lorch, S. A., Baiocchi, M., Ahlberg, C. E., and Small, D. S. (2012). The differential impact of delivery hospital on the outcomes of premature infants. *Pediatrics*, 130(2):270–278.
- Manski, C. F. (1990). Nonparametric bounds on treatment effects. *The American Economic Review*, 80(2):319–323.
- Manski, C. F. (2003). *Partial identification of probability distributions*. Springer Science & Business Media.
- Manski, C. F. and Pepper, J. V. (2000). Monotone instrumental variables: with an application to the returns to schooling. *Econometrica*, 68:997–1010.
- Michael, H., Cui, Y., Lorch, S., and Tchetgen, E. T. (2020). Instrumental variable estimation of marginal structural mean models for time-varying treatment.
- Munos, R. (2003). Error bounds for approximate policy iteration. In *ICML*, volume 3, pages 560–567.
- Murphy, S. A. (2003). Optimal dynamic treatment regimes. *Journal of the Royal Statistical Society: Series B (Statistical Methodology)*, 65(2):331–355.
- Murphy, S. A., van der Laan, M. J., Robins, J. M., and Group, C. P. P. R. (2001). Marginal mean models for dynamic regimes. *Journal of the American Statistical Association*, 96(456):1410–1423.
- Neyman, J. S. (1923). On the application of probability theory to agricultural experiments. essay on principles. section 9.(translated and edited by dm dabrowska and tp speed, statistical science (1990), 5, 465-480). *Annals of Agricultural Sciences*, 10:1–51.
- Parthasarathy, K. R. (2005). *Probability measures on metric spaces*, volume 352. American Mathematical Soc.
- Pu, H. and Zhang, B. (2020). Estimating optimal treatment rules with an instrumental variable: A partial identification learning approach.
- Qiu, H., Carone, M., Sadikova, E., Petukhova, M., Kessler, R. C., and Luedtke, A. (2020). Optimal individualized decision rules using instrumental variable methods. *Journal of the American Statistical Association*, pages 1–46.
- Robins, J. M. (1992). Estimation of the time-dependent accelerated failure time model in the presence of confounding factors. *Biometrika*, 79:321–334.
- Robins, J. M. (1998). Marginal structural models. In: *1997 Proceedings of the Section on Bayesian Statistical Science, Alexandria, VA: American Statistical Association, 1998:1-10*.

- Robins, J. M. and Greenland, S. (1996). Identification of causal effects using instrumental variables: comment. *Journal of the American Statistical Association*, 91(434):456–458.
- Rosenbaum, P. R. (2002a). Covariance adjustment in randomized experiments and observational studies. *Statistical Science*, 17(3):286–327.
- Rosenbaum, P. R. (2002b). *Observational Studies*. Springer.
- Rosenbaum, P. R. and Rubin, D. B. (1983). The central role of the propensity score in observational studies for causal effects. *Biometrika*, 70(1):41–55.
- Rubin, D. B. (1974). Estimating causal effects of treatments in randomized and nonrandomized studies. *Journal of Educational Psychology*, 66(5):688.
- Schulte, P. J., Tsiatis, A. A., Laber, E. B., and Davidian, M. (2014). Q-and a-learning methods for estimating optimal dynamic treatment regimes. *Statistical science: a review journal of the Institute of Mathematical Statistics*, 29(4):640.
- Speth, K. A., Yoon, A. P., Wang, L., and Chung, K. C. (2020). Assessment of tree-based statistical learning to estimate optimal personalized treatment decision rules for traumatic finger amputations. *JAMA network open*, 3(2):e1921626–e1921626.
- Sun, W., Jiang, N., Krishnamurthy, A., Agarwal, A., and Langford, J. (2019). Model-based rl in contextual decision processes: Pac bounds and exponential improvements over model-free approaches. In *Conference on Learning Theory*, pages 2898–2933. PMLR.
- Sutton, R. S. and Barto, A. G. (2018). *Reinforcement learning: An introduction*. MIT press.
- Swanson, S. A., Hernán, M. A., Miller, M., Robins, J. M., and Richardson, T. S. (2018). Partial identification of the average treatment effect using instrumental variables: review of methods for binary instruments, treatments, and outcomes. *Journal of the American Statistical Association*, 113(522):933–947.
- Szepesvári, C. and Munos, R. (2005). Finite time bounds for sampling based fitted value iteration. In *Proceedings of the 22nd international conference on Machine learning*, pages 880–887.
- Tao, Y., Wang, L., and Almirall, D. (2018). Tree-based reinforcement learning for estimating optimal dynamic treatment regimes. *The annals of applied statistics*, 12(3):1914.
- Vapnik, V. N. and Chervonenkis, A. Y. (1968). The uniform convergence of frequencies of the appearance of events to their probabilities. In *Doklady Akademii Nauk*, volume 181, pages 781–783. Russian Academy of Sciences.
- Vershynin, R. (2018). *High-dimensional probability: An introduction with applications in data science*, volume 47. Cambridge university press.
- Wainwright, M. J. (2019). *High-dimensional statistics: A non-asymptotic viewpoint*, volume 48. Cambridge University Press.
- Wang, L. and Tchetgen Tchetgen, E. (2018). Bounded, efficient and multiply robust estimation of average treatment effects using instrumental variables. *Journal of the Royal Statistical Society: Series B (Statistical Methodology)*, 80(3):531–550.

- Watkins, C. J. and Dayan, P. (1992). Q-learning. *Machine learning*, 8(3-4):279–292.
- Yang, F., Lorch, S. A., and Small, D. S. (2014). Estimation of causal effects using instrumental variables with nonignorable missing covariates: application to effect of type of delivery nicu on premature infants. *Annals of Applied Statistics*, 8(1):48–73.
- Yannekis, G., Passarella, M., and Lorch, S. (2020). Differential effects of delivery hospital on mortality and morbidity in minority premature and low birth weight neonates. *Journal of Perinatology*, 40(3):404–411.
- Zhang, B., Tsiatis, A. A., Davidian, M., Zhang, M., and Laber, E. (2012). Estimating optimal treatment regimes from a classification perspective. *Stat*, 1(1):103–114.
- Zhang, B., Weiss, J., Small, D. S., and Zhao, Q. (2020). Selecting and ranking individualized treatment rules with unmeasured confounding. *Journal of the American Statistical Association*, pages 1–14.
- Zhang, B. and Zhang, M. (2018). C-learning: A new classification framework to estimate optimal dynamic treatment regimes. *Biometrics*, 74(3):891–899.
- Zhang, Y., Laber, E. B., Davidian, M., and Tsiatis, A. A. (2018). Interpretable dynamic treatment regimes. *Journal of the American Statistical Association*, 113(524):1541–1549.
- Zhao, Y., Zeng, D., Rush, A. J., and Kosorok, M. R. (2012). Estimating individualized treatment rules using outcome weighted learning. *Journal of the American Statistical Association*, 107(499):1106–1118.
- Zhao, Y.-Q., Laber, E. B., Ning, Y., Saha, S., and Sands, B. E. (2019). Efficient augmentation and relaxation learning for individualized treatment rules using observational data. *Journal of Machine Learning Research*, 20(48):1–23.
- Zhao, Y.-Q., Zeng, D., Laber, E. B., and Kosorok, M. R. (2015). New statistical learning methods for estimating optimal dynamic treatment regimes. *Journal of the American Statistical Association*, 110(510):583–598.

Supplementary Material for “Estimating and Improving Dynamic Treatment Regimes With a Time-Varying Instrumental Variable”

Contents

Appendix A Proofs Regarding the Estimands	43
A.1 Proof of Propositions 3.1 and 3.2	43
A.2 Proof of Theorem 4.1	44
A.3 Proof of Proposition 4.1	44
A.4 Proof of Theorem 5.1	45
A.5 Proof of Corollary 5.1	45
Appendix B Proofs Regarding the Estimators	46
B.1 Proof for Part 1 of Theorem 6.1: Performance of the Estimated IV-Optimal DTR	46
B.2 Proof for Part 2 of Theorem 6.1: Performance of the Estimated IV-Improved DTR	54
Appendix C Additional Details on Estimation Algorithms	58
C.1 Details on Estimating the IV-Optimal DTR	58
C.2 Algorithm for Estimating the IV-Improved DTR	59
Appendix D Additional Simulation Results	61
Appendix E Details on the Real Data	66
E.1 Causal Direct Acyclic Graph (DAG)	66
E.2 More Details on the NICU Application	67

Appendix A Proofs Regarding the Estimands

A.1 Proof of Propositions 3.1 and 3.2

Proof of Proposition 3.1. If $L(\mathbf{X}) > 0$, then

$$\begin{aligned}
& \sup_{\mathcal{C}(\mathbf{X}) \in [L(\mathbf{X}), U(\mathbf{X})]} |\mathcal{C}(\mathbf{X})| \cdot \left(\mathbb{1}\{\pi(\mathbf{X}) \neq \text{sgn}(\mathcal{C}(\mathbf{X}))\} - \mathbb{1}\{\pi^b(\mathbf{X}) \neq \text{sgn}(\mathcal{C}(\mathbf{X}))\} \right) \\
&= \sup_{\mathcal{C}(\mathbf{X}) \in [L(\mathbf{X}), U(\mathbf{X})]} |\mathcal{C}(\mathbf{X})| \cdot \left(\mathbb{1}\{\pi(\mathbf{X}) = -1\} - \mathbb{1}\{\pi^b(\mathbf{X}) = -1\} \right) \\
&= \mathbb{1}\{\pi(\mathbf{X}) = -1, \pi^b(\mathbf{X}) = +1\} \cdot |U(\mathbf{X})| - \mathbb{1}\{\pi(\mathbf{X}) = +1, \pi^b(\mathbf{X}) = -1\} \cdot |L(\mathbf{X})| \\
&= \mathbb{1}\{\pi(\mathbf{X}) = -1\} \left(\mathbb{1}\{\pi^b(\mathbf{X}) = +1\} \cdot |U(\mathbf{X})| + \mathbb{1}\{\pi^b(\mathbf{X}) = -1\} \cdot |L(\mathbf{X})| \right) - \mathbb{1}\{\pi^b(\mathbf{X}) = -1\} \cdot |L(\mathbf{X})|,
\end{aligned}$$

where the third line is by $|U(\mathbf{X})| \geq |L(\mathbf{X})|$ when $L(\mathbf{X}) > 0$. The above display is minimized when $\pi(\mathbf{X}) = +1$. Meanwhile, if $U(\mathbf{X}) < 0$, then

$$\begin{aligned}
& \sup_{\mathcal{C}(\mathbf{X}) \in [L(\mathbf{X}), U(\mathbf{X})]} |\mathcal{C}(\mathbf{X})| \cdot \left(\mathbb{1}\{\pi(\mathbf{X}) \neq \text{sgn}(\mathcal{C}(\mathbf{X}))\} - \mathbb{1}\{\pi^b(\mathbf{X}) \neq \text{sgn}(\mathcal{C}(\mathbf{X}))\} \right) \\
&= \sup_{\mathcal{C}(\mathbf{X}) \in [L(\mathbf{X}), U(\mathbf{X})]} |\mathcal{C}(\mathbf{X})| \cdot \left(\mathbb{1}\{\pi(\mathbf{X}) = +1\} - \mathbb{1}\{\pi^b(\mathbf{X}) = +1\} \right) \\
&= \mathbb{1}\{\pi(\mathbf{X}) = +1, \pi^b(\mathbf{X}) = -1\} \cdot |L(\mathbf{X})| - \mathbb{1}\{\pi(\mathbf{X}) = -1, \pi^b(\mathbf{X}) = +1\} \cdot |U(\mathbf{X})| \\
&= \mathbb{1}\{\pi(\mathbf{X}) = -1\} \left(-\mathbb{1}\{\pi^b(\mathbf{X}) = -1\} \cdot |L(\mathbf{X})| - \mathbb{1}\{\pi^b(\mathbf{X}) = +1\} \cdot |U(\mathbf{X})| \right) + \mathbb{1}\{\pi^b(\mathbf{X}) = -1\} \cdot |L(\mathbf{X})|,
\end{aligned}$$

where the third line is by $|L(\mathbf{X})| \geq |U(\mathbf{X})|$ when $U(\mathbf{X}) < 0$. The above display is minimized when $\pi(\mathbf{X}) = -1$. Finally, if $L(\mathbf{X}) \leq 0 \leq U(\mathbf{X})$, then taking $\mathcal{C}(\mathbf{X}) = 0$ gives

$$\sup_{\mathcal{C}(\mathbf{X}) \in [L(\mathbf{X}), U(\mathbf{X})]} |\mathcal{C}(\mathbf{X})| \cdot \left(\mathbb{1}\{\pi(\mathbf{X}) \neq \text{sgn}(\mathcal{C}(\mathbf{X}))\} - \mathbb{1}\{\pi^b(\mathbf{X}) \neq \text{sgn}(\mathcal{C}(\mathbf{X}))\} \right) \geq 0.$$

Moreover, the above lower bound can be attained by taking $\pi(\mathbf{X}) = \pi^b(\mathbf{X})$, meaning that the left-hand side above is minimized when $\pi(\mathbf{X}) = \pi^b(\mathbf{X})$. Combining the three cases above concludes the proof. \square

Proof of Proposition 3.2. We have

$$\begin{aligned}
& \inf_{\substack{p_{\pi(\mathbf{X})} \in \mathcal{P}_{\mathbf{X}, \pi(\mathbf{X})} \\ p_{\pi^b(\mathbf{X})} \in \mathcal{P}_{\mathbf{X}, \pi^b(\mathbf{X})}}} \left\{ \mathbb{E}_{Y \sim p_{\pi(\mathbf{X})}, Y' \sim p_{\pi^b(\mathbf{X})}} [Y - Y'] \right\} \\
&= \mathbb{1}\{\pi(\mathbf{X}) = \pi^b(\mathbf{X})\} \cdot 0 + \mathbb{1}\{\pi(\mathbf{X}) \neq \pi^b(\mathbf{X})\} \cdot \left(\inf_{p_{\pi(\mathbf{X})} \in \mathcal{P}_{\mathbf{X}, \pi(\mathbf{X})}} \mathbb{E}_{Y \sim p_{\pi(\mathbf{X})}} [Y] - \sup_{p_{\pi^b(\mathbf{X})} \in \mathcal{P}_{\mathbf{X}, \pi^b(\mathbf{X})}} \mathbb{E}_{Y' \sim p_{\pi^b(\mathbf{X})}} [Y'] \right) \\
&= \mathbb{1}\{\pi(\mathbf{X}) = -\pi^b(\mathbf{X})\} \cdot (\underline{Q}(\mathbf{X}, -\pi^b(\mathbf{X})) - \overline{Q}(\mathbf{X}, \pi^b(\mathbf{X}))) \\
&= \mathbb{1}\{\pi^b(\mathbf{X}) = +1, \pi(\mathbf{X}) = -1\} \cdot (\underline{Q}(\mathbf{X}, -1) - \overline{Q}(\mathbf{X}, +1))
\end{aligned}$$

$$\begin{aligned}
& + \mathbb{1}\{\pi^b(\mathbf{X}) = -1, \pi(\mathbf{X}) = +1\} \cdot (Q(\mathbf{X}, +1) - \bar{Q}(\mathbf{X}, -1)) \\
& = -\mathbb{1}\{\pi^b(\mathbf{X}) = +1, \pi(\mathbf{X}) = -1\} \cdot U^v(\mathbf{X}) + \mathbb{1}\{\pi^b(\mathbf{X}) = -1, \pi(\mathbf{X}) = +1\} \cdot L^v(\mathbf{X})
\end{aligned}$$

where the third line is by the assumption that $\underline{p}_a(\cdot|\mathbf{x}), \bar{p}_a(\cdot|\mathbf{x}) \in \mathcal{P}_{\mathbf{x},a}$. If $\pi^b(\mathbf{X}) = +1$, then the above display becomes $-\mathbb{1}\{\pi(\mathbf{X}) = -1\} \cdot U^v(\mathbf{X})$, which is maximized by taking $\pi(\mathbf{X}) = -1$ when $U^v(\mathbf{X}) < 0$ and $\pi(\mathbf{X}) = +1$ when $U^v(\mathbf{X}) \geq 0$. On the other hand, if $\pi^b(\mathbf{X}) = -1$, then the above display becomes $\mathbb{1}\{\pi(\mathbf{X}) = +1\} \cdot L^v(\mathbf{X})$, which is maximized by taking $\pi(\mathbf{X}) = +1$ when $L^v(\mathbf{X}) > 0$ and $\pi(\mathbf{X}) = -1$ when $L^v(\mathbf{X}) \leq 0$.

Now, note that if $L^v(\mathbf{X}) > 0$, then $U^v(\mathbf{X}) > 0$ by construction, and thus the optimal $\pi(\mathbf{X}) = +1$ regardless of which action π^b takes. Similarly, if $U^v(\mathbf{X}) < 0$, then $L^v(\mathbf{X}) < 0$, and hence the optimal $\pi(\mathbf{X}) = -1$. Finally, if $L^v(\mathbf{X}) \leq 0 \leq U^v(\mathbf{X})$, one readily checks that the optimal $\pi(\mathbf{X})$ is $+1$ when $\pi^b(\mathbf{X}) = +1$ and is -1 when $\pi^b(\mathbf{X}) = -1$. The proof is concluded. \square

A.2 Proof of Theorem 4.1

We proceed by induction. At stage K , (4.5) holds by construction. Suppose (4.5) holds for any stage $t \geq k+1$ and any $\vec{\mathbf{h}}_t$. At stage k , we have

$$\begin{aligned}
V_{\mathcal{P},k}^{\pi^*}(\vec{\mathbf{h}}_k) &= Q_{\mathcal{P},k}^{\pi^*}(\vec{\mathbf{h}}_k, \pi_k^*(\vec{\mathbf{h}}_k)) \\
&= \max_{a_k \in \{\pm 1\}} Q_{\mathcal{P},k}^{\pi^*}(\vec{\mathbf{h}}_k, a_k) \\
&= \max_{a_k \in \{\pm 1\}} \mathbb{E}_{p_{a_k}(\cdot, \cdot|\vec{\mathbf{h}}_k) \sim \mathcal{P}_{\vec{\mathbf{h}}_k, a_k}} \mathbb{E}_{(R_k, \mathbf{X}_{k+1}) \sim p_{a_k}(\cdot, \cdot|\vec{\mathbf{h}}_k)} [R_k + V_{\mathcal{P},k+1}^{\pi^*}(\vec{\mathbf{H}}_{k+1})] \\
&\stackrel{(*)}{=} \max_{a_k \in \{\pm 1\}} \mathbb{E}_{p_{a_k}(\cdot, \cdot|\vec{\mathbf{h}}_k) \sim \mathcal{P}_{\vec{\mathbf{h}}_k, a_k}} \mathbb{E}_{(R_k, \mathbf{X}_{k+1}) \sim p_{a_k}(\cdot, \cdot|\vec{\mathbf{h}}_k)} [R_k + \max_{\pi} V_{\mathcal{P},k+1}^{\pi}(\vec{\mathbf{H}}_{k+1})] \\
&\stackrel{(**)}{\geq} \max_{\substack{a_k \in \{\pm 1\} \\ \pi_{(k+1):K}}} \mathbb{E}_{p_{a_k}(\cdot, \cdot|\vec{\mathbf{h}}_k) \sim \mathcal{P}_{\vec{\mathbf{h}}_k, a_k}} \mathbb{E}_{(R_k, \mathbf{X}_{k+1}) \sim p_{a_k}(\cdot, \cdot|\vec{\mathbf{h}}_k)} [R_k + V_{\mathcal{P},k+1}^{\pi}(\vec{\mathbf{H}}_{k+1})] \\
&= \max_{\substack{a_k \in \{\pm 1\} \\ \pi_{(k+1):K}}} Q_{\mathcal{P},k}^{\pi}(\vec{\mathbf{h}}_k, a_k) \\
&= \max_{\pi_{k:K}} V_{\mathcal{P},k}^{\pi}(\vec{\mathbf{h}}_k)
\end{aligned}$$

where $(*)$ is by our inductive hypothesis and $(**)$ is by Jensen's inequality. Note that the reverse inequality $V_{\mathcal{P},k}^{\pi^*}(\vec{\mathbf{H}}_k) \leq \max_{\pi} V_{\mathcal{P},k}^{\pi}(\vec{\mathbf{H}}_k)$ holds by construction. Thus, the desired result follows.

A.3 Proof of Proposition 4.1

Proof of Proposition 4.1. Part 1 of this proposition is proved by recursively constructing $\mathcal{P}_{\vec{\mathbf{h}}_k, a_k}$ be the two-point prior:

$$\mathcal{P}_{\vec{\mathbf{h}}_k, a_k} = \lambda(\vec{\mathbf{h}}_k, a_k) \cdot \delta_{\underline{p}_{a_K}(\cdot|\vec{\mathbf{h}}_k)} + (1 - \lambda(\vec{\mathbf{h}}_k, a_k)) \cdot \delta_{\bar{p}_{a_K}(\cdot|\vec{\mathbf{h}}_k)},$$

where $p_{a_K}(\cdot|\vec{h}_k)$ and $\bar{p}_{a_K}(\cdot|\vec{h}_k)$ are the distributions that attain the infimum and the supremum of (4.8) and (4.9), respectively. Part 2 holds trivially since $\underline{Q}_{\vec{\lambda},k} \leq Q_{\mathcal{P},k}^{\pi} \leq \bar{Q}_{\vec{\lambda},k}$ for any $k \in [K]$. \square

A.4 Proof of Theorem 5.1

The proof is similar to the proof of Theorem 4.1. We proceed by induction. At stage K , the desired result holds by construction. Suppose (5.2) holds for any stage $t \geq k+1$ and any \vec{h}_t . At stage k , for $a'_k = \pi_k^b(\vec{h}_k)$ and $\vec{H}_{k+1} = (\vec{h}_k, a_k, R_k, \mathbf{X}_{k+1})$ we have

$$\begin{aligned}
V_k^{\pi^\uparrow/\pi^b}(\vec{h}_k) &= Q_k^{\pi^\uparrow/\pi^b}(\vec{h}_k, \pi_k^\uparrow(\vec{h}_k)) \\
&= \max_{a_k \in \{\pm 1\}} Q_k^{\pi^\uparrow/\pi^b}(\vec{h}_k, a_k) \\
&= \max_{a_k \in \{\pm 1\}} \inf_{\substack{p_{a_k}(\cdot|\vec{h}_k) \in \mathcal{P}_{\vec{h}_k, a_k} \\ p_{a'_k}(\cdot|\vec{h}_k) \in \mathcal{P}_{\vec{h}_k, a'_k}}} \left\{ \mathbb{E}_{\substack{(R_k, \mathbf{X}_{k+1}) \sim p_{a_k}(\cdot, \cdot|\vec{h}_k) \\ (R'_k, \mathbf{X}'_{k+1}) \sim p_{a'_k}(\cdot, \cdot|\vec{h}_k)}} [R_k - R'_k + V_{k+1}^{\pi^\uparrow/\pi^b}(\vec{H}_{k+1})] \right\} \\
&\stackrel{(*)}{=} \max_{a_k \in \{\pm 1\}} \inf_{\substack{p_{a_k}(\cdot|\vec{h}_k) \in \mathcal{P}_{\vec{h}_k, a_k} \\ p_{a'_k}(\cdot|\vec{h}_k) \in \mathcal{P}_{\vec{h}_k, a'_k}}} \left\{ \mathbb{E}_{\substack{(R_k, \mathbf{X}_{k+1}) \sim p_{a_k}(\cdot, \cdot|\vec{h}_k) \\ (R'_k, \mathbf{X}'_{k+1}) \sim p_{a'_k}(\cdot, \cdot|\vec{h}_k)}} [R_k - R'_k + \max_{\pi} V_{k+1}^{\pi/\pi^b}(\vec{H}_{k+1})] \right\} \\
&\stackrel{(**)}{\geq} \max_{\substack{a_k \in \{\pm 1\} \\ \pi_{(k+1):K}}} \inf_{\substack{p_{a_k}(\cdot|\vec{h}_k) \in \mathcal{P}_{\vec{h}_k, a_k} \\ p_{a'_k}(\cdot|\vec{h}_k) \in \mathcal{P}_{\vec{h}_k, a'_k}}} \left\{ \mathbb{E}_{\substack{(R_k, \mathbf{X}_{k+1}) \sim p_{a_k}(\cdot, \cdot|\vec{h}_k) \\ (R'_k, \mathbf{X}'_{k+1}) \sim p_{a'_k}(\cdot, \cdot|\vec{h}_k)}} [R_k - R'_k + V_{k+1}^{\pi/\pi^b}(\vec{H}_{k+1})] \right\} \\
&= \max_{\substack{a_k \in \{\pm 1\} \\ \pi_{k+1}, \dots, \pi_K}} Q_k^{\pi/\pi^b}(\vec{h}_k, a_k) \\
&= \max_{\pi_k, \dots, \pi_K} V_k^{\pi/\pi^b}(\vec{h}_k),
\end{aligned}$$

where $(*)$ is by our inductive hypothesis and $(**)$ is by Jensen's inequality followed by max-min inequality. Since the reverse inequality $V_k^{\pi^\uparrow/\pi^b}(\vec{h}_k) = \max_{\pi} V_k^{\pi/\pi^b}(\vec{h}_k)$ is trivial, the proof is concluded.

A.5 Proof of Corollary 5.1

By Theorem 5.1, an IV-improved DTR satisfies (with $V_{K+1}^{\pi/\pi^b} = 0$)

$$\begin{aligned}
\pi_k^\uparrow(\vec{h}_k) &\in \operatorname{argmax}_{a_k \in \{\pm 1\}} Q_k^{\pi^\uparrow/\pi^b}(\vec{h}_k, a_k) \\
&= \operatorname{argmax}_{a_k \in \{\pm 1\}} \inf_{\substack{p_{a_k}(\cdot|\vec{h}_k) \in \mathcal{P}_{\vec{h}_k, a_k} \\ p_{a'_k}(\cdot|\vec{h}_k) \in \mathcal{P}_{\vec{h}_k, a'_k}}} \left\{ \mathbb{E}_{\substack{(R_k, \mathbf{X}_{k+1}) \sim p_{a_k}(\cdot, \cdot|\vec{h}_k) \\ (R'_k, \mathbf{X}'_{k+1}) \sim p_{a'_k}(\cdot, \cdot|\vec{h}_k)}} [R_k - R'_k + V_{k+1}^{\pi^\uparrow/\pi^b}(\vec{H}_{k+1})] \right\} \\
&= \operatorname{argmax}_{a_k \in \{\pm 1\}} \left\{ \mathbb{1}\{a_k = -\pi_k^b(\vec{h}_k)\} \times (-\mathcal{E}_k^{\pi^\uparrow/\pi^b}(\vec{h}_k)) \right\} \\
&= \operatorname{argmin}_{a_k \in \{\pm 1\}} \left\{ \mathbb{1}\{a_k = -\pi_k^b(\vec{h}_k)\} \times \mathcal{E}_k^{\pi^\uparrow/\pi^b}(\vec{h}_k) \right\},
\end{aligned}$$

from which (5.3) follows.

Appendix B Proofs Regarding the Estimators

B.1 Proof for Part 1 of Theorem 6.1: Performance of the Estimated IV-Optimal DTR

We start by presenting several useful preliminary results.

Lemma B.1 (Performance difference lemma for policy estimation). *Let Assumption A hold. For two DTRs π and π' , we have*

$$\mathbb{E}[V_{\vec{\lambda},1}^{\pi}(\mathbf{X}_1^{\text{obs}}) - V_{\vec{\lambda},1}^{\pi'}(\mathbf{X}_1^{\text{obs}})] \leq \sum_{k=1}^K c_k \cdot \mathbb{E}[V_{\vec{\lambda},k}^{\pi_{k:K}}(\vec{\mathbf{H}}_k^{\text{obs}}) - V_{\vec{\lambda},k}^{\pi'_{k:(k+1):K}}(\vec{\mathbf{H}}_k^{\text{obs}})]. \quad (\text{B.1})$$

Proof. See Appendix B.1.1. □

Lemma B.2 (Duality between risk and value for policy estimation). *For any DTR π , any $k \in [K]$, and any historical information $\vec{\mathbf{h}}_k$, we have*

$$V_{\vec{\lambda},k}^{\pi}(\vec{\mathbf{h}}_k) = \max_{a_k \in \{\pm 1\}} Q_{\vec{\lambda},k}^{\pi}(\vec{\mathbf{h}}_k, a_k) - |\mathcal{C}_{\vec{\lambda},k}^{\pi}(\vec{\mathbf{h}}_k)| \cdot \mathbb{1}\left\{\text{sgn}(\mathcal{C}_{\vec{\lambda},k}^{\pi}(\vec{\mathbf{h}}_k)) \neq \pi_k(\vec{\mathbf{h}}_k)\right\}.$$

Proof. See Appendix B.1.2. □

Proposition B.1 (Risk bound for the estimated IV-optimal DTR). *Fix $k \in [K]$ and $\delta \in (0, 1)$. Let Assumption B hold. Then, with probability at least $1 - \delta$, we have*

$$\mathcal{R}_k(\hat{\pi}_k^*) - \inf_{\pi_k \in \Pi_k} \mathcal{R}_k(\pi_k) \leq \varepsilon_k^{\text{opt}} + C \cdot \left(c_{k, \frac{\delta}{4m}} \cdot n^{-\alpha_k} + (K - k + 1) \cdot \sqrt{\frac{\text{vc}(\Pi_k) + \log(1/\delta)}{n}} \right),$$

where $C > 0$ is an absolute constant and

$$\mathcal{R}_k(\pi_k) = \mathbb{E}\left[|\mathcal{C}_{\vec{\lambda},k}^{\pi_k^*}(\vec{\mathbf{H}}_k^{\text{obs}})| \cdot \mathbb{1}\left\{\text{sgn}(\mathcal{C}_{\vec{\lambda},k}^{\pi_k^*}(\vec{\mathbf{H}}_k^{\text{obs}})) \neq \pi_k(\vec{\mathbf{H}}_k^{\text{obs}})\right\}\right]. \quad (\text{B.2})$$

Proof. See Appendix B.1.3. □

With the above results, we are ready to present the proof for Part 1 of Theorem 6.1. Applying Lemma B.1, we have

$$\begin{aligned} \mathbb{E}[V_1^{\pi^*}(\mathbf{X}_1^{\text{obs}}) - V_1^{\hat{\pi}^*}(\mathbf{X}_1^{\text{obs}})] &\leq \sum_{k=1}^K c_k \cdot \mathbb{E}[V_{\vec{\lambda},k}^{\pi_{k:K}^*}(\vec{\mathbf{H}}_k^{\text{obs}}) - V_{\vec{\lambda},k}^{\hat{\pi}_{k:(k+1):K}^*}(\vec{\mathbf{H}}_k^{\text{obs}})]. \\ &= \mathcal{E}_{\text{approx}} + \sum_{k=1}^K c_k \cdot \mathbb{E}[V_{\vec{\lambda},k}^{\tilde{\pi}_{k:(k+1):K}^*}(\vec{\mathbf{H}}_k^{\text{obs}}) - V_{\vec{\lambda},k}^{\hat{\pi}_{k:(k+1):K}^*}(\vec{\mathbf{H}}_k^{\text{obs}})], \end{aligned}$$

where we recall that $\tilde{\pi}_k$ is defined as the minimizer of $R(\pi_k)$ over Π_k . By Lemma B.2, we have

$$\begin{aligned}
& \mathbb{E}[V_{\tilde{\lambda},k}^{\tilde{\pi}_k^*, \pi_{(k+1):K}^*}(\vec{\mathbf{H}}_k^{\text{obs}}) - V_{\tilde{\lambda},k}^{\hat{\pi}_k^*, \pi_{(k+1):K}^*}(\vec{\mathbf{H}}_k^{\text{obs}})] \\
&= \mathbb{E}\left[\max_{a_k \in \{\pm 1\}} Q_{\tilde{\lambda},k}^{\pi_{(k+1):K}^*}(\vec{\mathbf{H}}_k^{\text{obs}}, a_k) - |\mathcal{C}_{\tilde{\lambda},k}^{\pi_{(k+1):K}^*}(\vec{\mathbf{H}}_k^{\text{obs}})| \cdot \mathbb{1}\left\{\text{sgn}(\mathcal{C}_{\tilde{\lambda},k}^{\pi_{(k+1):K}^*}(\vec{\mathbf{H}}_k^{\text{obs}})) \neq \tilde{\pi}_k^*(\vec{\mathbf{H}}_k^{\text{obs}})\right\}\right. \\
&\quad \left.- \max_{a_k \in \{\pm 1\}} Q_{\tilde{\lambda},k}^{\pi_{(k+1):K}^*}(\vec{\mathbf{H}}_k^{\text{obs}}, a_k) + |\mathcal{C}_{\tilde{\lambda},k}^{\pi_{(k+1):K}^*}(\vec{\mathbf{H}}_k^{\text{obs}})| \cdot \mathbb{1}\left\{\text{sgn}(\mathcal{C}_{\tilde{\lambda},k}^{\pi_{(k+1):K}^*}(\vec{\mathbf{H}}_k^{\text{obs}})) \neq \hat{\pi}_k^*(\vec{\mathbf{H}}_k^{\text{obs}})\right\}\right] \\
&= \mathcal{R}_k(\hat{\pi}_k^*) - \mathcal{R}_k(\tilde{\pi}_k^*).
\end{aligned}$$

Hence, we have

$$\mathbb{E}[V_1^{\pi^*}(\mathbf{X}_1^{\text{obs}}) - V_1^{\hat{\pi}^*}(\mathbf{X}_1^{\text{obs}})] \leq \mathcal{E}_{\text{approx}} + \sum_{k=1}^K c_k \cdot [\mathcal{R}_k(\hat{\pi}_k^*) - \mathcal{R}_k(\tilde{\pi}_k^*)]$$

The desired result follows from Proposition B.1 and a union bound over $[K]$.

B.1.1 Proof of Lemma B.1

We start by proving a useful lemma.

Lemma B.3. *For any three DTRs π, π', π'' , any $k \in [K]$, and any historical information $\vec{\mathbf{h}}_k$, we have*

$$\begin{aligned}
& V_{\tilde{\lambda},k}^{\pi_k \pi_{(k+1):K}'}(\vec{\mathbf{h}}_k) - V_{\tilde{\lambda},k}^{\pi_k \pi_{(k+1):K}''}(\vec{\mathbf{h}}_k) \\
& \leq \sup_{p_{\pi_k}(\vec{\mathbf{h}}_k) \in \mathcal{P}_{\vec{\mathbf{h}}_k, \pi_k(\vec{\mathbf{h}}_k)}} \mathbb{E}_{(R_k, \mathbf{X}_{k+1}) \sim p_{\pi_k}(\vec{\mathbf{h}}_k)} [V_{\tilde{\lambda},k+1}^{\pi_{(k+1):K}'}(\vec{\mathbf{H}}_{k+1}) - V_{\tilde{\lambda},k+1}^{\pi_{(k+1):K}''}(\vec{\mathbf{H}}_{k+1})],
\end{aligned}$$

where $\vec{\mathbf{H}}_{k+1} = (\vec{\mathbf{h}}_k, a_k, R_k, \mathbf{X}_{k+1})$.

Proof. By definition, we have

$$\begin{aligned}
& V_{\tilde{\lambda},k}^{\pi_k \pi_{(k+1):K}'}(\vec{\mathbf{h}}_k) - V_{\tilde{\lambda},k}^{\pi_k \pi_{(k+1):K}''}(\vec{\mathbf{h}}_k) \\
&= \lambda_k(\vec{\mathbf{h}}_k, \pi_k(\vec{\mathbf{h}}_k)) \cdot \left(Q_{\tilde{\lambda},k}^{\pi_{(k+1):K}'}(\vec{\mathbf{h}}_k, \pi_k(\vec{\mathbf{h}}_k)) - Q_{\tilde{\lambda},k}^{\pi_{(k+1):K}''}(\vec{\mathbf{h}}_k, \pi_k(\vec{\mathbf{h}}_k)) \right) \\
&\quad + (1 - \lambda_k(\vec{\mathbf{h}}_k, \pi_k(\vec{\mathbf{h}}_k))) \cdot \left(\overline{Q}_{\tilde{\lambda},k}^{\pi_{(k+1):K}'}(\vec{\mathbf{h}}_k, \pi_k(\vec{\mathbf{h}}_k)) - \overline{Q}_{\tilde{\lambda},k}^{\pi_{(k+1):K}''}(\vec{\mathbf{h}}_k, \pi_k(\vec{\mathbf{h}}_k)) \right) \\
&= \lambda_k(\vec{\mathbf{h}}_k, \pi_k(\vec{\mathbf{h}}_k)) \cdot \left(\inf_{p_{\pi_k}(\vec{\mathbf{h}}_k)} \mathbb{E}_{(R_k, \mathbf{X}_{k+1}) \sim p_{\pi_k}(\vec{\mathbf{h}}_k)} [R_k + V_{\tilde{\lambda},k+1}^{\pi_{(k+1):K}'}(\vec{\mathbf{H}}_{k+1})] \right. \\
&\quad \left. - \inf_{p_{\pi_k}(\vec{\mathbf{h}}_k)} \mathbb{E}_{(R_k, \mathbf{X}_{k+1}) \sim p_{\pi_k}(\vec{\mathbf{h}}_k)} [R_k + V_{\tilde{\lambda},k+1}^{\pi_{(k+1):K}''}(\vec{\mathbf{H}}_{k+1})] \right) \\
&\quad + (1 - \lambda_k(\vec{\mathbf{h}}_k, \pi_k(\vec{\mathbf{h}}_k))) \cdot \left(\sup_{p_{\pi_k}(\vec{\mathbf{h}}_k)} \mathbb{E}_{(R_k, \mathbf{X}_{k+1}) \sim p_{\pi_k}(\vec{\mathbf{h}}_k)} [R_k + V_{\tilde{\lambda},k+1}^{\pi_{(k+1):K}'}(\vec{\mathbf{H}}_{k+1})] \right. \\
&\quad \left. - \sup_{p_{\pi_k}(\vec{\mathbf{h}}_k)} \mathbb{E}_{(R_k, \mathbf{X}_{k+1}) \sim p_{\pi_k}(\vec{\mathbf{h}}_k)} [R_k + V_{\tilde{\lambda},k+1}^{\pi_{(k+1):K}''}(\vec{\mathbf{H}}_{k+1})] \right) \\
&\leq \lambda_k(\vec{\mathbf{h}}_k, \pi_k(\vec{\mathbf{h}}_k)) \cdot \left(\inf_{p_{\pi_k}(\vec{\mathbf{h}}_k)} \mathbb{E}_{(R_k, \mathbf{X}_{k+1}) \sim p_{\pi_k}(\vec{\mathbf{h}}_k)} [R_k + V_{\tilde{\lambda},k+1}^{\pi_{(k+1):K}'}(\vec{\mathbf{H}}_{k+1})] \right.
\end{aligned}$$

$$\begin{aligned}
& + \sup_{p_{\pi_k(\vec{h}_k)}} \mathbb{E}_{(R_k, \mathbf{X}_{k+1}) \sim p_{\pi_k(\vec{h}_k)}} [V_{\vec{\lambda}, k+1}^{\pi'_{(k+1):K}}(\vec{H}_{k+1}) - V_{\vec{\lambda}, k+1}^{\pi''_{(k+1):K}}(\vec{H}_{k+1})] \\
& - \inf_{p_{\pi_k(\vec{h}_k)}} \mathbb{E}_{(R_k, \mathbf{X}_{k+1}) \sim p_{\pi_k(\vec{h}_k)}} [R_k + V_{\vec{\lambda}, k+1}^{\pi''_{(k+1):K}}(\vec{H}_{k+1})] \Big) \\
& + (1 - \lambda_k(\vec{h}_k, \pi_k(\vec{h}_k))) \cdot \Big(\sup_{p_{\pi_k(\vec{h}_k)}} \mathbb{E}_{(R_k, \mathbf{X}_{k+1}) \sim p_{\pi_k(\vec{h}_k)}} [R_k + V_{\vec{\lambda}, k+1}^{\pi'_{(k+1):K}}(\vec{H}_{k+1})] \\
& - \sup_{p_{\pi_k(\vec{h}_k)}} \mathbb{E}_{(R_k, \mathbf{X}_{k+1}) \sim p_{\pi_k(\vec{h}_k)}} [R_k + V_{\vec{\lambda}, k+1}^{\pi'_{(k+1):K}}(\vec{H}_{k+1})] \\
& - \inf_{p_{\pi_k(\vec{h}_k)}} \mathbb{E}_{(R_k, \mathbf{X}_{k+1}) \sim p_{\pi_k(\vec{h}_k)}} [V_{\vec{\lambda}, k+1}^{\pi'_{(k+1):K}}(\vec{H}_{k+1}) - V_{\vec{\lambda}, k+1}^{\pi''_{(k+1):K}}(\vec{H}_{k+1})] \Big) \\
& = \sup_{p_{\pi_k(\vec{h}_k)}} \mathbb{E}_{(R_k, \mathbf{X}_{k+1}) \sim p_{\pi_k(\vec{h}_k)}} [V_{\vec{\lambda}, k+1}^{\pi'_{(k+1):K}}(\vec{H}_{k+1}) - V_{\vec{\lambda}, k+1}^{\pi''_{(k+1):K}}(\vec{H}_{k+1})],
\end{aligned}$$

which is the desired result. \square

To prove Lemma B.1, we start by decomposing the left-hand side of (B.1) into telescoping sums:

$$\mathbb{E}[V_{\vec{\lambda}, 1}^{\pi_1}(\mathbf{X}_1) - V_{\vec{\lambda}, 1}^{\pi'_1}(\mathbf{X}_1)] = \mathbb{E} \left[\sum_{k=1}^K V_{\vec{\lambda}, 1}^{\pi'_{1:(k-1)}, \pi_{k:K}}(\mathbf{X}_1) - V_{\vec{\lambda}, 1}^{\pi'_{1:k}, \pi_{(k+1):K}}(\mathbf{X}_1) \right].$$

Thus, it suffices to show

$$\mathbb{E}[V_{\vec{\lambda}, 1}^{\pi'_{1:(k-1)}, \pi_{k:K}}(\mathbf{X}_1) - V_{\vec{\lambda}, 1}^{\pi'_{1:k}, \pi_{(k+1):K}}(\mathbf{X}_1)] \leq c_k \cdot \mathbb{E}_{\vec{H}_k \sim q_k^{\text{obs}}} [V_{\vec{\lambda}, k}^{\pi_{k:K}}(\vec{H}_k) - V_{\vec{\lambda}, k}^{\pi'_{k:K}, \pi_{(k+1):K}}(\vec{H}_k)]$$

for any $k \in [K]$. For $k = 1$, the above result is immediate as $c_1 = 1$. For $k \geq 2$, iteratively invoking Lemma B.3 gives

$$\begin{aligned}
& \mathbb{E}[V_{\vec{\lambda}, 1}^{\pi'_{1:(k-1)}, \pi_{k:K}}(\mathbf{X}_1) - V_{\vec{\lambda}, 1}^{\pi'_{1:k}, \pi_{(k+1):K}}(\mathbf{X}_1)] \\
& \leq \mathbb{E}_{\mathbf{X}_1} \sup_{p_{\pi'_1(\mathbf{X}_1)}} \mathbb{E}_{(R_1, \mathbf{X}_2) \sim p_{\pi'_1(\mathbf{X}_1)}} [V_{\vec{\lambda}, 2}^{\pi'_{2:(k-1)}, \pi_{k:K}}(\vec{H}_2) - V_{\vec{\lambda}, 2}^{\pi'_{2:k}, \pi_{(k+1):K}}(\vec{H}_2)] \\
& \leq \mathbb{E}_{\mathbf{X}_1} \sup_{p_{\pi'_1(\mathbf{X}_1)}} \mathbb{E}_{(R_1, \mathbf{X}_2) \sim p_{\pi'_1(\mathbf{X}_1)}} \sup_{p_{\pi'_2(\vec{H}_2)}} \mathbb{E}_{(R_2, \mathbf{X}_3) \sim p_{\pi'_2(\vec{H}_2)}} [V_{\vec{\lambda}, 3}^{\pi'_{3:(k-1)}, \pi_{k:K}}(\vec{H}_3) - V_{\vec{\lambda}, 3}^{\pi'_{3:k}, \pi_{(k+1):K}}(\vec{H}_3)] \\
& \leq \dots \\
& \leq \mathbb{E}_{\mathbf{X}_1} \sup_{p_{\pi'_1(\mathbf{X}_1)}} \mathbb{E}_{(R_1, \mathbf{X}_2) \sim p_{\pi'_1(\mathbf{X}_1)}} \dots \sup_{p_{\pi'_{k-1}(\vec{H}_{k-1})}} \mathbb{E}_{(R_{k-1}, \mathbf{X}_k) \sim p_{\pi'_{k-1}(\vec{H}_{k-1})}} [V_{\vec{\lambda}, k}^{\pi_{k:K}}(\vec{H}_k) - V_{\vec{\lambda}, k}^{\pi'_{k:K}, \pi_{(k+1):K}}(\vec{H}_k)] \\
& \leq c_k \cdot \mathbb{E}_{\vec{H}_k \sim q_k^{\text{obs}}} \mathbb{E}_{\vec{H}_k \sim q_k^{\text{obs}}} [V_{\vec{\lambda}, k}^{\pi_{k:K}}(\vec{H}_k) - V_{\vec{\lambda}, k}^{\pi'_{k:K}, \pi_{(k+1):K}}(\vec{H}_k)],
\end{aligned}$$

where the last inequality is by Assumption A. And the proof is concluded.

B.1.2 Proof of Lemma B.2

By definition, we have

$$\begin{aligned}
V_{\vec{\lambda},k}^\pi(\vec{h}_k) &= Q_{\vec{\lambda},k}^\pi(\vec{h}_k, +1) \cdot \mathbb{1}\{\pi_k(\vec{h}_k) = +1\} + Q_{\vec{\lambda},k}^\pi(\vec{h}_k, -1) \cdot \mathbb{1}\{\pi_k(\vec{h}_k) = -1\} \\
&= Q_{\vec{\lambda},k}^\pi(\vec{h}_k, +1) - \mathbb{1}\{\pi_k(\vec{h}_k) = -1\} \cdot \mathcal{C}_{\vec{\lambda},k}^\pi(\vec{h}_k) \\
&= Q_{\vec{\lambda},k}^\pi(\vec{h}_k, +1) - \left(\mathbb{1}\left\{\pi_k(\vec{h}_k) = -1, \text{sgn}(\mathcal{C}_{\vec{\lambda},k}^\pi(\vec{h}_k)) = +1\right\} \cdot |\mathcal{C}_{\vec{\lambda},k}^\pi(\vec{h}_k)| \right. \\
&\quad \left. - \mathbb{1}\left\{\pi_k(\vec{h}_k) = -1, \text{sgn}(\mathcal{C}_{\vec{\lambda},k}^\pi(\vec{h}_k)) = -1\right\} \cdot |\mathcal{C}_{\vec{\lambda},k}^\pi(\vec{h}_k)| \right) \\
&= Q_{\vec{\lambda},k}^\pi(\vec{h}_k, +1) - \left(\mathbb{1}\left\{\pi_k(\vec{h}_k) = -1, \text{sgn}(\mathcal{C}_{\vec{\lambda},k}^\pi(\vec{h}_k)) = +1\right\} \cdot |\mathcal{C}_{\vec{\lambda},k}^\pi(\vec{h}_k)| \right. \\
&\quad \left. - \mathbb{1}\left\{\text{sgn}(\mathcal{C}_{\vec{\lambda},k}^\pi(\vec{h}_k)) = -1\right\} \cdot |\mathcal{C}_{\vec{\lambda},k}^\pi(\vec{h}_k)| \right. \\
&\quad \left. + \mathbb{1}\left\{\pi_k(\vec{h}_k) = +1, \text{sgn}(\mathcal{C}_{\vec{\lambda},k}^\pi(\vec{h}_k)) = -1\right\} \cdot |\mathcal{C}_{\vec{\lambda},k}^\pi(\vec{h}_k)| \right) \\
&= Q_{\vec{\lambda},k}^\pi(\vec{h}_k, +1) + \mathbb{1}\left\{\text{sgn}(\mathcal{C}_{\vec{\lambda},k}^\pi(\vec{h}_k)) = -1\right\} \cdot |\mathcal{C}_{\vec{\lambda},k}^\pi(\vec{h}_k)| - |\mathcal{C}_{\vec{\lambda},k}^\pi(\vec{h}_k)| \cdot \mathbb{1}\left\{\text{sgn}(\mathcal{C}_{\vec{\lambda},k}^\pi(\vec{h}_k)) \neq \pi_k(\vec{h}_k)\right\} \\
&= \max_{a_k \in \{\pm 1\}} Q_{\vec{\lambda},k}^\pi(\vec{h}_k, a_k) - |\mathcal{C}_{\vec{\lambda},k}^\pi| \cdot \mathbb{1}\left\{\text{sgn}(\mathcal{C}_{\vec{\lambda},k}^\pi(\vec{h}_k)) \neq \pi_k(\vec{h}_k)\right\},
\end{aligned}$$

and the proof is concluded.

B.1.3 Proof of Proposition B.1

We begin by proving two useful lemmas.

Lemma B.4 (Uniform concentration of the risk). *Fix $k \in [K]$ and $\delta \in (0, 1)$. With probability at least $1 - \delta$, we have*

$$\sup_{\pi_k \in \Pi_k} \left| \widehat{\mathcal{R}}_k(\pi_k) - \mathcal{R}_k(\pi_k) \right| \lesssim (K - k + 1) \cdot \sqrt{\frac{\text{vc}(\Pi_k) + \log(1/\delta)}{n}},$$

where

$$\widehat{\mathcal{R}}_k(\pi_k) = \frac{1}{n} \sum_{i=1}^n |\mathcal{C}_{\vec{\lambda},k}^{\pi^*}(\vec{h}_{k,i})| \cdot \mathbb{1}\left\{\text{sgn}(\mathcal{C}_{\vec{\lambda},k}^{\pi^*}(\vec{h}_{k,i})) \neq \pi_k(\vec{h}_{k,i})\right\}$$

and $\mathcal{R}_k(\pi_k)$ is defined in (B.2).

Proof. Let $f^{\pi_k}(\{\vec{h}_{k,i}\}) := \widehat{\mathcal{R}}_k(\pi_k) - \mathcal{R}_k(\pi_k)$. For an arbitrary index $j \in [n]$, introduce $\{\vec{h}'_{k,i}\}_{i=1}^n$, where $\vec{h}'_{k,i} = \vec{h}_{k,i}$ for any $i \neq j$, and $\vec{h}'_{k,j}$ is an independent copy of $\vec{h}_{k,j}$. We then have

$$\begin{aligned}
&|f^{\pi_k}(\{\vec{h}_{k,i}\})| - \sup_{\pi'_k \in \Pi_k} |f^{\pi'_k}(\{\vec{h}'_{k,i}\})| \\
&\leq |f^{\pi_k}(\{\vec{h}_{k,i}\})| - |f^{\pi_k}(\{\vec{h}'_{k,i}\})| \\
&\leq \frac{1}{n} \left| |\mathcal{C}_{\vec{\lambda},k}^{\pi^*}(\vec{h}_{k,j})| \cdot \mathbb{1}\left\{\text{sgn}(\mathcal{C}_{\vec{\lambda},k}^{\pi^*}(\vec{h}_{k,j})) \neq \pi_k(\vec{h}_{k,j})\right\} - |\mathcal{C}_{\vec{\lambda},k}^{\pi^*}(\vec{h}'_{k,j})| \cdot \mathbb{1}\left\{\text{sgn}(\mathcal{C}_{\vec{\lambda},k}^{\pi^*}(\vec{h}'_{k,j})) \neq \pi_k(\vec{h}'_{k,j})\right\} \right|
\end{aligned}$$

$$\lesssim \frac{(K - k + 1)}{n},$$

where the last step is by our assumption that the reward at each step is bounded. Thus, we have

$$\sup_{\pi_k \in \Pi_k} |f^{\pi_k}(\{\vec{\mathbf{h}}_{k,i}\})| - \sup_{\pi'_k \in \Pi_k} |f^{\pi'_k}(\{\vec{\mathbf{h}}'_{k,i}\})| \lesssim \frac{(K - k + 1)}{n}.$$

A symmetric argument further gives

$$\left| \sup_{\pi_k \in \Pi_k} |f^{\pi_k}(\{\vec{\mathbf{h}}_{k,i}\})| - \sup_{\pi'_k \in \Pi_k} |f^{\pi'_k}(\{\vec{\mathbf{h}}'_{k,i}\})| \right| \lesssim \frac{(K - k + 1)}{n},$$

which allows us to invoke McDiarmid's inequality to conclude that

$$\sup_{\pi_k \in \Pi_k} |f^{\pi_k}(\{\vec{\mathbf{h}}_{k,i}\})| - \mathbb{E} \sup_{\pi_k \in \Pi_k} |f^{\pi_k}(\{\vec{\mathbf{h}}_{k,i}\})| \lesssim \frac{(K - k + 1)\sqrt{\log(1/\delta)}}{\sqrt{n}} \quad (\text{B.3})$$

with probability at least $1 - \delta$. We then focus on bounding the expectation term. Using a standard symmetrization argument (see, e.g., Lemma 11.4 of [Boucheron et al. 2013](#)), we get

$$\mathbb{E} \sup_{\pi_k \in \Pi_k} |f^{\pi_k}(\{\vec{\mathbf{h}}_{k,i}\})| \leq \frac{2}{\sqrt{n}} \mathbb{E}_{\{\vec{\mathbf{h}}_{k,i}\}} \mathbb{E}_{\{\xi_i\}} \left[\sup_{\pi_k \in \Pi_k} |M_{\pi_k}| \right] \quad (\text{B.4})$$

where

$$M_{\pi_k} = \frac{1}{\sqrt{n}} \sum_{i=1}^n \xi_i \left(|\mathcal{C}_{\vec{\lambda},k}^{\pi_k}(\vec{\mathbf{h}}_{k,i})| \mathbb{1}\{\text{sgn}(\mathcal{C}_{\vec{\lambda},k}^{\pi_k}(\vec{\mathbf{h}}_{k,i})) \neq \pi_k(\vec{\mathbf{h}}_{k,i})\} - \mathbb{E} \left[|\mathcal{C}_{\vec{\lambda},k}^{\pi_k}(\vec{\mathbf{h}}_{k,i})| \mathbb{1}\{\text{sgn}(\mathcal{C}_{\vec{\lambda},k}^{\pi_k}(\vec{\mathbf{h}}_{k,i})) \neq \pi_k(\vec{\mathbf{h}}_{k,i})\} \right] \right)$$

is the empirical process indexed by $\pi_k \in \Pi_k$ and $\{\xi_i\}$ are i.i.d. Rademacher random variables. Since $M_{\pi_k^*} = 0$, we can further bound the right-hand side of (B.4) by

$$\frac{2}{\sqrt{n}} \mathbb{E}_{\{\vec{\mathbf{h}}_{k,i}\}} \mathbb{E}_{\{\xi_i\}} \left[\sup_{\pi_k \in \Pi_k \cup \{\pi_k^*\}} |M_{\pi_k} - M_{\pi_k^*}| \right].$$

Conditional on $\{\xi_i\}$, M_{π_k} is a Rademacher process satisfying $\|M_{\pi_k}, M'_{\pi_k}\|_{\psi_2} \lesssim \|f^{\pi_k} - f^{\pi'_k}\|_{L^2(\mu_n)}$, where $\|\cdot\|_{\psi_2}$ is the sub-Gaussian norm (see, e.g., Definition 2.5.6 in [Vershynin 2018](#)) and μ_n is the empirical measure on $\{\vec{\mathbf{h}}_{k,i}\}_{i=1}^n$. Using Dudley's integral inequality (see, e.g., Theorem 8.1.3 in [Vershynin 2018](#)), we get

$$\mathbb{E}_{\{\xi_i\}} \left[\sup_{\pi_k \in \Pi_k \cup \{\pi_k^*\}} |M_{\pi_k} - M_{\pi_k^*}| \right] \lesssim \int_0^D \sqrt{\log \mathcal{N}(\mathcal{F}, L^2(\mu_n), \varepsilon)} d\varepsilon, \quad (\text{B.5})$$

where $\mathcal{F} = \{f^{\pi_k} : \pi_k \in \Pi_k \cup \{\pi_k^*\}\}$ is the function class under consideration, $\mathcal{N}(\mathcal{F}, L^2(\mu_n), \varepsilon)$ is the ε -covering number, defined as the minimum number of $L^2(\mu_n)$ balls with radius ε required to cover \mathcal{F} , and D is the radius of \mathcal{F} with respect to $L^2(\mu_n)$ metric. We then relate the covering number of \mathcal{F} to the VC dimension

of Π_k . To do this, note that

$$\begin{aligned}
& \mathbb{1}\left\{\operatorname{sgn}(\widehat{\mathcal{C}}_{\lambda,k}^*(\vec{h}_{k,i}; B_{-j_i})) \neq \pi_k(\vec{h}_{k,i})\right\} - \mathbb{1}\left\{\operatorname{sgn}(\widehat{\mathcal{C}}_{\lambda,k}^*(\vec{h}_{k,i}; B_{-j_i})) \neq \pi'_k(\vec{h}_{k,i})\right\} \\
&= \frac{1}{4} \left[\left(\operatorname{sgn}(\widehat{\mathcal{C}}_{\lambda,k}^*(\vec{h}_{k,i}; B_{-j_i})) - \pi_k(\vec{h}_{k,i}) \right)^2 - \left(\operatorname{sgn}(\widehat{\mathcal{C}}_{\lambda,k}^*(\vec{h}_{k,i}; B_{-j_i})) - \pi'_k(\vec{h}_{k,i}) \right)^2 \right] \\
&= \frac{1}{4} \left(2 \cdot \operatorname{sgn}(\widehat{\mathcal{C}}_{\lambda,k}^*(\vec{h}_{k,i})) - \pi_k(\vec{h}_{k,i}) - \pi'_k(\vec{h}_{k,i}) \right) \left(\pi'_k(\vec{h}_{k,i}) - \pi_k(\vec{h}_{k,i}) \right).
\end{aligned}$$

With the above display, we have

$$\begin{aligned}
& \|f^{\pi_k} - f^{\pi'_k}\|_{L^2(\mu_n)} \\
&= \frac{1}{n} \sum_{i=1}^n \left(|\mathcal{C}_{\lambda,k}^{\pi^*}(\vec{h}_{k,i})| \cdot \mathbb{1}\left\{\operatorname{sgn}(\widehat{\mathcal{C}}_{\lambda,k}^*(\vec{h}_{k,i}; B_{-j_i})) \neq \pi_k(\vec{h}_{k,i})\right\} - \mathbb{E}\left[|\mathcal{C}_{\lambda,k}^{\pi^*}(\vec{h}_{k,i})| \cdot \mathbb{1}\left\{\operatorname{sgn}(\widehat{\mathcal{C}}_{\lambda,k}^*(\vec{h}_{k,i}; B_{-j_i})) \neq \pi_k(\vec{h}_{k,i})\right\}\right] \right. \\
&\quad \left. - |\mathcal{C}_{\lambda,k}^{\pi^*}(\vec{h}_{k,i})| \cdot \mathbb{1}\left\{\operatorname{sgn}(\widehat{\mathcal{C}}_{\lambda,k}^*(\vec{h}_{k,i}; B_{-j_i})) \neq \pi'_k(\vec{h}_{k,i})\right\} + \mathbb{E}\left[|\mathcal{C}_{\lambda,k}^{\pi^*}(\vec{h}_{k,i})| \cdot \mathbb{1}\left\{\operatorname{sgn}(\widehat{\mathcal{C}}_{\lambda,k}^*(\vec{h}_{k,i}; B_{-j_i})) \neq \pi'_k(\vec{h}_{k,i})\right\}\right] \right)^2 \\
&= \frac{1}{n} \sum_{i=1}^n \left(\frac{|\mathcal{C}_{\lambda,k}^{\pi^*}(\vec{h}_{k,i})|}{4} \cdot \left(2 \cdot \operatorname{sgn}(\mathcal{C}_{\lambda,k}^{\pi^*}(\vec{h}_{k,i})) - \pi_k(\vec{h}_{k,i}) - \pi'_k(\vec{h}_{k,i}) \right) \left(\pi'_k(\vec{h}_{k,i}) - \pi_k(\vec{h}_{k,i}) \right) \right. \\
&\quad \left. - \mathbb{E}\left[\frac{|\mathcal{C}_{\lambda,k}^{\pi^*}(\vec{h}_{k,i})|}{4} \cdot \left(2 \cdot \operatorname{sgn}(\mathcal{C}_{\lambda,k}^{\pi^*}(\vec{h}_{k,i})) - \pi_k(\vec{h}_{k,i}) - \pi'_k(\vec{h}_{k,i}) \right) \left(\pi'_k(\vec{h}_{k,i}) - \pi_k(\vec{h}_{k,i}) \right) \right] \right)^2 \\
&\lesssim \frac{(K-k+1)^2}{n} \sum_{i=1}^n \left(\left(\pi'_k(\vec{h}_{k,i}) - \pi_k(\vec{h}_{k,i}) \right)^2 + \left(\mathbb{E}[|\pi'_k(\vec{h}_{k,i}) - \pi_k(\vec{h}_{k,i})|] \right)^2 \right) \\
&\leq \frac{(K-k+1)^2}{n} \sum_{i=1}^n \left(\pi'_k(\vec{h}_{k,i}) - \pi_k(\vec{h}_{k,i}) \right)^2 + \mathbb{E}\left[\frac{(K-k+1)^2}{n} \sum_{i=1}^n \left(\pi'_k(\vec{h}_{k,i}) - \pi_k(\vec{h}_{k,i}) \right)^2 \right],
\end{aligned}$$

where the last line follows from Jensen's inequality. Recalling the definition of the covering number, we have established that

$$\log \mathcal{N}(\mathcal{F}, L^2(\mu_n), \varepsilon) \leq \log \mathcal{N}\left(\Pi_k \cup \{\pi_k^*\}, L^2(\mu_n), \frac{c \cdot \varepsilon}{(K-k+1)}\right),$$

where $c > 0$ is an absolute constant. Since $\operatorname{vc}(\Pi_k \cup \{\pi_k^*\}) \asymp \operatorname{vc}(\Pi_k)$, we can invoke Theorem 8.3.18 in [Vershynin \(2018\)](#) to get

$$\log \mathcal{N}(\mathcal{F}, L^2(\mu_n), \varepsilon) \lesssim \operatorname{vc}(\Pi_k) \cdot \log \left(\frac{2(K-k+1)}{c \cdot \varepsilon} \right).$$

Plugging the above display to (B.5) and noting that $D \lesssim K-k+1$ gives that (c' is another absolute constant)

$$\begin{aligned}
\mathbb{E}_{\{\xi_i\}} \left[\sup_{\pi_k \in \Pi_k \cup \{\pi_k^*\}} |M_{\pi_k} - M_{\pi_k^*}| \right] &\lesssim \sqrt{\operatorname{vc}(\Pi_k)} \int_0^{c' \cdot (K-k+1)} \sqrt{\log \left(\frac{2(K-k+1)}{c \cdot \varepsilon} \right)} d\varepsilon \\
&= \sqrt{\operatorname{vc}(\Pi_k)} \frac{2(K-k+1)}{c} \int_0^{\frac{c'}{2}} \sqrt{\log(1/u)} du
\end{aligned}$$

$$\lesssim (K - k + 1)\sqrt{\mathbf{vc}(\Pi_k)}.$$

Plugging the above inequality to (B.4) and recalling (B.3), the proof is concluded. \square

Lemma B.5 (Crossing fitting). *Fix $k \in [K]$ and $\delta \in (0, 1)$. Let Assumption B hold. With probability at least $1 - \delta$, we have*

$$\begin{aligned} & \sup_{\pi_k \in \Pi_k} \left\{ \frac{1}{n} \sum_{i=1}^n |\mathcal{C}_{\lambda,k}^{\pi^*}(\vec{\mathbf{h}}_{k,i})| \cdot \mathbb{1}\left\{\text{sgn}(\mathcal{C}_{\lambda,k}^{\pi^*}(\vec{\mathbf{h}}_{k,i})) \neq \widehat{\pi}_k^*(\vec{\mathbf{h}}_{k,i})\right\} \right. \\ & \quad \left. - \frac{1}{n} \sum_{i=1}^n |\widehat{\mathcal{C}}_{\lambda,k}^*(\vec{\mathbf{h}}_{k,i}; B_{-j_i})| \cdot \mathbb{1}\left\{\text{sgn}(\widehat{\mathcal{C}}_{\lambda,k}^*(\vec{\mathbf{h}}_{k,i}; B_{-j_i})) \neq \widehat{\pi}_k^*(\vec{\mathbf{h}}_{k,i})\right\} \right\} \\ & \lesssim \mathbf{C}_{k, \frac{\delta}{2m}} \cdot n^{-\alpha_k} + (K - k + 1) \sqrt{\frac{\log(1/\delta)}{n}}. \end{aligned} \quad (\text{B.6})$$

Proof. For each $i \in [n]$, we have

$$\begin{aligned} & |\mathcal{C}_{\lambda,k}^{\pi^*}(\vec{\mathbf{h}}_{k,i})| \cdot \mathbb{1}\left\{\text{sgn}(\mathcal{C}_{\lambda,k}^{\pi^*}(\vec{\mathbf{h}}_{k,i})) \neq \widehat{\pi}_k^*(\vec{\mathbf{h}}_{k,i})\right\} - |\widehat{\mathcal{C}}_{\lambda,k}^*(\vec{\mathbf{h}}_{k,i}; B_{-j_i})| \cdot \mathbb{1}\left\{\text{sgn}(\widehat{\mathcal{C}}_{\lambda,k}^*(\vec{\mathbf{h}}_{k,i}; B_{-j_i})) \neq \widehat{\pi}_k^*(\vec{\mathbf{h}}_{k,i})\right\} \\ &= \frac{1}{4} \left[|\mathcal{C}_{\lambda,k}^{\pi^*}(\vec{\mathbf{h}}_{k,i})| \cdot \left(\text{sgn}(\mathcal{C}_{\lambda,k}^{\pi^*}(\vec{\mathbf{h}}_{k,i})) - \widehat{\pi}_k^*(\vec{\mathbf{h}}_{k,i})\right)^2 - |\widehat{\mathcal{C}}_{\lambda,k}^*(\vec{\mathbf{h}}_{k,i}; B_{-j_i})| \cdot \left(\text{sgn}(\mathcal{C}_{\lambda,k}^{\pi^*}(\vec{\mathbf{h}}_{k,i})) - \widehat{\pi}_k^*(\vec{\mathbf{h}}_{k,i})\right)^2 \right. \\ & \quad \left. + |\widehat{\mathcal{C}}_{\lambda,k}^*(\vec{\mathbf{h}}_{k,i}; B_{-j_i})| \cdot \left(\text{sgn}(\mathcal{C}_{\lambda,k}^{\pi^*}(\vec{\mathbf{h}}_{k,i})) - \widehat{\pi}_k^*(\vec{\mathbf{h}}_{k,i})\right)^2 - |\mathcal{C}_{\lambda,k}^{\pi^*}(\vec{\mathbf{h}}_{k,i})| \cdot \left(\text{sgn}(\widehat{\mathcal{C}}_{\lambda,k}^*(\vec{\mathbf{h}}_{k,i}; B_{-j_i})) - \widehat{\pi}_k^*(\vec{\mathbf{h}}_{k,i})\right)^2 \right] \\ &= \frac{1}{4} \left[\underbrace{\left(\mathcal{C}_{\lambda,k}^{\pi^*}(\vec{\mathbf{h}}_{k,i}) - \widehat{\mathcal{C}}_{\lambda,k}^*(\vec{\mathbf{h}}_{k,i}; B_{-j_i})\right) \left(\text{sgn}(\mathcal{C}_{\lambda,k}^{\pi^*}(\vec{\mathbf{h}}_{k,i})) - \widehat{\pi}_k^*(\vec{\mathbf{h}}_{k,i})\right)^2}_{\text{I}} \right. \\ & \quad \left. + \underbrace{|\widehat{\mathcal{C}}_{\lambda,k}^*(\vec{\mathbf{h}}_{k,i}; B_{-j_i})| \left(\text{sgn}(\mathcal{C}_{\lambda,k}^{\pi^*}(\vec{\mathbf{h}}_{k,i})) + \text{sgn}(\widehat{\mathcal{C}}_{\lambda,k}^*(\vec{\mathbf{h}}_{k,i}; B_{-j_i})) - 2\widehat{\pi}_k^*(\vec{\mathbf{h}}_{k,i})\right) \left(\text{sgn}(\mathcal{C}_{\lambda,k}^{\pi^*}(\vec{\mathbf{h}}_{k,i})) - \text{sgn}(\widehat{\mathcal{C}}_{\lambda,k}^*(\vec{\mathbf{h}}_{k,i}; B_{-j_i}))\right)}_{\text{II}} \right]. \end{aligned}$$

It is clear that Term I $\lesssim |\mathcal{C}_{\lambda,k}^{\pi^*}(\vec{\mathbf{h}}_{k,i}) - \widehat{\mathcal{C}}_{\lambda,k}^*(\vec{\mathbf{h}}_{k,i}; B_{-j_i})|$. Note that Term II can be non-zero only if the sign of $\mathcal{C}_{\lambda,k}^{\pi^*}(\vec{\mathbf{h}}_{k,i})$ and $\widehat{\mathcal{C}}_{\lambda,k}^*(\vec{\mathbf{h}}_{k,i}; B_{-j_i})$ disagree, in which case we have $|\widehat{\mathcal{C}}_{\lambda,k}^*(\vec{\mathbf{h}}_{k,i}; B_{-j_i})| \leq |\mathcal{C}_{\lambda,k}^{\pi^*}(\vec{\mathbf{h}}_{k,i}) - \widehat{\mathcal{C}}_{\lambda,k}^*(\vec{\mathbf{h}}_{k,i}; B_{-j_i})|$. Thus, Term II also satisfies $\text{II} \lesssim |\mathcal{C}_{\lambda,k}^{\pi^*}(\vec{\mathbf{h}}_{k,i}) - \widehat{\mathcal{C}}_{\lambda,k}^*(\vec{\mathbf{h}}_{k,i}; B_{-j_i})|$. Thus, the right-hand side of the above display can be upper bounded by a constant multiple of $|\mathcal{C}_{\lambda,k}^{\pi^*}(\vec{\mathbf{h}}_{k,i}) - \widehat{\mathcal{C}}_{\lambda,k}^*(\vec{\mathbf{h}}_{k,i}; B_{-j_i})|$, which further gives

$$\begin{aligned} \text{LHS of (B.6)} & \lesssim \frac{1}{n} \sum_{i=1}^n |\mathcal{C}_{\lambda,k}^{\pi^*}(\vec{\mathbf{h}}_{k,i}) - \widehat{\mathcal{C}}_{\lambda,k}^*(\vec{\mathbf{h}}_{k,i}; B_{-j_i})| \\ &= \frac{1}{n} \sum_{j=1}^m n_j \cdot \frac{1}{n_j} \sum_{i \in B_j} |\mathcal{C}_{\lambda,k}^{\pi^*}(\vec{\mathbf{h}}_{k,i}) - \widehat{\mathcal{C}}_{\lambda,k}^*(\vec{\mathbf{h}}_{k,i}; B_{-j})| \end{aligned}$$

Since each $|\mathcal{C}_{\lambda,k}^{\pi^*}(\vec{\mathbf{h}}_{k,i}) - \widehat{\mathcal{C}}_{\lambda,k}^*(\vec{\mathbf{h}}_{k,i}; B_{-j})|$ is bounded in $[0, C(K - k + 1)]$ for some absolute constant $C > 0$ and $\widehat{\mathcal{C}}_{\lambda,k}^*(\vec{\mathbf{h}}_{k,i}; B_{-j})$ is independent of $\{\vec{\mathbf{h}}_{k,i} : i \in B_j\}$, invoking Hoeffding's inequality and recalling Assumption

B give that for any $j \in [m]$,

$$\begin{aligned} \frac{1}{n_j} \sum_{i \in B_j} |\mathcal{C}_{\lambda,k}^{\pi^*}(\vec{h}_{k,i}) - \widehat{\mathcal{C}}_{\lambda,k}^*(\vec{h}_{k,i}, B_{-j})| &\lesssim \mathbb{E} |\mathcal{C}_{\lambda,k}^{\pi^*}(\vec{H}_k^{\text{obs}}) - \widehat{\mathcal{C}}_{\lambda,k}^*(\vec{H}_k^{\text{obs}}; B_{-j})| + \frac{(K-k+1)\sqrt{\log(2/\delta)}}{\sqrt{n_j}} \\ &\leq C_{k,\delta/2} \cdot (n - n_j)^{-\alpha_k} + \frac{(K-k+1)\sqrt{\log(2/\delta)}}{\sqrt{n_j}} \end{aligned}$$

with probability at least $1 - \delta$. Recalling that $m \asymp 1$ and invoking a union bound over $j \in [m]$, we conclude that with probability at least $1 - \delta$,

$$\begin{aligned} \text{LHS of (B.6)} &\lesssim \frac{1}{n} \sum_{j=1}^n n_j \cdot \left(C_{k,\frac{\delta}{2m}} \cdot n_j^{-\alpha_k} + \frac{(K-k+1)\sqrt{\log(2m/\delta)}}{\sqrt{n_j}} \right) \\ &\lesssim C_{k,\frac{\delta}{2m}} \cdot n^{-\alpha_j} + \frac{(K-k+1)\sqrt{\log(1/\delta)}}{\sqrt{n}}. \end{aligned}$$

The proof is concluded. \square

We are now ready to present the proof of Proposition B.1. Recall that $\tilde{\pi}_k^*$ is the regime that exactly minimizes $R_k(\pi_k)$ over $\pi_k \in \Pi_k$:

$$\tilde{\pi}_k^* \in \operatorname{argmin}_{\pi_k \in \Pi_k} \mathbb{E} \left[|\mathcal{C}_{\lambda,k}^{\pi^*}(\vec{H}_k^{\text{obs}})| \cdot \mathbb{1} \left\{ \operatorname{sgn}(\mathcal{C}_{\lambda,k}^{\pi^*}(\vec{H}_k^{\text{obs}})) \neq \pi_k(\vec{H}_k^{\text{obs}}) \right\} \right].$$

Then we have

$$R_k(\hat{\pi}_k^*) - R_k(\tilde{\pi}_k^*) = \mathcal{T}_1 + \mathcal{T}_2 + \mathcal{T}_3 + \mathcal{T}_4 + \mathcal{T}_5,$$

where

$$\begin{aligned} \mathcal{T}_1 &= \mathbb{E} \left[|\mathcal{C}_{\lambda,k}^{\pi^*}(\vec{H}_k^{\text{obs}})| \cdot \mathbb{1} \left\{ \operatorname{sgn}(\mathcal{C}_{\lambda,k}^{\pi^*}(\vec{H}_k^{\text{obs}})) \neq \hat{\pi}_k^*(\vec{H}_k^{\text{obs}}) \right\} \right] \\ &\quad - \frac{1}{n} \sum_{i=1}^n |\mathcal{C}_{\lambda,k}^{\pi^*}(\vec{h}_{k,i})| \cdot \mathbb{1} \left\{ \operatorname{sgn}(\mathcal{C}_{\lambda,k}^{\pi^*}(\vec{h}_{k,i})) \neq \hat{\pi}_k^*(\vec{h}_{k,i}) \right\}, \\ \mathcal{T}_2 &= \frac{1}{n} \sum_{i=1}^n |\mathcal{C}_{\lambda,k}^{\pi^*}(\vec{h}_{k,i})| \cdot \mathbb{1} \left\{ \operatorname{sgn}(\mathcal{C}_{\lambda,k}^{\pi^*}(\vec{h}_{k,i})) \neq \tilde{\pi}_k^*(\vec{h}_{k,i}) \right\} \\ &\quad - \frac{1}{n} \sum_{i=1}^n |\widehat{\mathcal{C}}_{\lambda,k}^*(\vec{h}_{k,i}; B_{-j_i})| \cdot \mathbb{1} \left\{ \operatorname{sgn}(\widehat{\mathcal{C}}_{\lambda,k}^*(\vec{h}_{k,i}; B_{-j_i})) \neq \tilde{\pi}_k^*(\vec{h}_{k,i}) \right\}, \\ \mathcal{T}_3 &= \frac{1}{n} \sum_{i=1}^n |\widehat{\mathcal{C}}_{\lambda,k}^*(\vec{h}_{k,i}; B_{-j_i})| \cdot \mathbb{1} \left\{ \operatorname{sgn}(\widehat{\mathcal{C}}_{\lambda,k}^*(\vec{h}_{k,i}; B_{-j_i})) \neq \hat{\pi}_k^*(\vec{h}_{k,i}) \right\} \\ &\quad - \frac{1}{n} \sum_{i=1}^n |\widehat{\mathcal{C}}_{\lambda,k}^*(\vec{h}_{k,i}; B_{-j_i})| \cdot \mathbb{1} \left\{ \operatorname{sgn}(\widehat{\mathcal{C}}_{\lambda,k}^*(\vec{h}_{k,i}; B_{-j_i})) \neq \tilde{\pi}_k^*(\vec{h}_{k,i}) \right\}, \\ \mathcal{T}_4 &= \frac{1}{n} \sum_{i=1}^n |\widehat{\mathcal{C}}_{\lambda,k}^*(\vec{h}_{k,i}; B_{-j_i})| \cdot \mathbb{1} \left\{ \operatorname{sgn}(\widehat{\mathcal{C}}_{\lambda,k}^*(\vec{h}_{k,i}; B_{-j_i})) \neq \tilde{\pi}_k^*(\vec{h}_{k,i}) \right\} \end{aligned}$$

$$\begin{aligned}
& -\frac{1}{n} \sum_{i=1}^n |\mathcal{C}_{\tilde{\lambda},k}^{\pi^*}(\vec{h}_{k,i})| \cdot \mathbb{1} \left\{ \text{sgn}(\mathcal{C}_{\tilde{\lambda},k}^{\pi^*}(\vec{h}_{k,i})) \neq \tilde{\pi}_k^*(\vec{h}_{k,i}) \right\}, \\
\mathcal{T}_5 &= \frac{1}{n} \sum_{i=1}^n |\mathcal{C}_{\tilde{\lambda},k}^{\pi^*}(\vec{h}_{k,i})| \cdot \mathbb{1} \left\{ \text{sgn}(\mathcal{C}_{\tilde{\lambda},k}^{\pi^*}(\vec{h}_{k,i})) \neq \tilde{\pi}_k^*(\vec{h}_{k,i}) \right\} \\
& - \mathbb{E} \left[|\mathcal{C}_{\tilde{\lambda},k}^{\pi^*}(\vec{H}_k^{\text{obs}})| \cdot \mathbb{1} \left\{ \text{sgn}(\mathcal{C}_{\tilde{\lambda},k}^{\pi^*}(\vec{H}_k^{\text{obs}})) \neq \tilde{\pi}_k^*(\vec{H}_k^{\text{obs}}) \right\} \right].
\end{aligned}$$

Since $\hat{\pi}^*$ is an approximate minimizer in the sense of (6.5), we have $\mathcal{T}_3 \leq \varepsilon_{\text{opt}}$. The term $\mathcal{T}_1 + \mathcal{T}_5$ can be controlled by Lemma B.4 and the term $\mathcal{T}_2 + \mathcal{T}_4$ can be controlled by Lemma B.5. Now taking a union bound gives the desired result.

B.2 Proof for Part 2 of Theorem 6.1: Performance of the Estimated IV-Improved DTR

We start with several useful lemmas. The following lemma is analogous to Lemma B.1.

Lemma B.6 (Performance difference lemma for policy improvement). *Let Assumption A hold. For any three DTRs π, π' and π^b , we have*

$$\mathbb{E}[V_1^{\pi/\pi^b}(\mathbf{X}_1^{\text{obs}}) - V_1^{\pi'/\pi^b}(\mathbf{X}_1^{\text{obs}})] \leq \sum_{k=1}^K c_k \cdot \mathbb{E}[V_k^{\pi_{k:K}/\pi^b}(\vec{H}_k^{\text{obs}}) - V_k^{\pi'_{k:(k+1):K}/\pi^b}(\vec{H}_k^{\text{obs}})].$$

Proof. See Appendix B.2.1. □

The following lemma is analogous to Lemma B.2.

Lemma B.7 (Duality between risk and value for policy improvement). *For any two DTRs π, π^b , any $k \in [K]$, and any historical information \vec{h}_k , we have*

$$V_k^{\pi/\pi^b}(\vec{h}_k) = \max_{a_k \in \{\pm 1\}} Q_k^{\pi/\pi^b}(\vec{h}_k, a_k) - |\mathcal{C}_k^{\pi/\pi^b}(\vec{h}_k)| \cdot \mathbb{1} \left\{ \pi_k^b(\vec{h}_k) \cdot \text{sgn}(\mathcal{C}_k^{\pi/\pi^b}(\vec{h}_k)) \neq \pi_k(\vec{h}_k) \right\}.$$

Proof. See Appendix B.2.2. □

Now, applying Lemma B.6, we have

$$\begin{aligned}
\mathbb{E}[V_1^{\hat{\pi}^\uparrow/\pi^b}(\mathbf{X}_1^{\text{obs}}) - V_1^{\hat{\pi}^\uparrow/\pi^b}(\mathbf{X}_1^{\text{obs}})] &\leq \sum_{k=1}^K c_k \cdot \mathbb{E}[V_k^{\hat{\pi}_k^\uparrow/\pi^b}(\vec{H}_k^{\text{obs}}) - V_k^{\hat{\pi}_k^\uparrow, \pi_{(k+1):K}^\uparrow/\pi^b}(\vec{H}_k^{\text{obs}})] \\
&= \mathcal{E}'_{\text{approx}} + \sum_{k=1}^K c_k \cdot \mathbb{E}[V_k^{\hat{\pi}_k^\uparrow, \pi_{(k+1):K}^\uparrow/\pi^b}(\vec{H}_k^{\text{obs}}) - V_k^{\hat{\pi}_k^\uparrow, \pi_{(k+1):K}^\uparrow/\pi^b}(\vec{H}_k^{\text{obs}})].
\end{aligned}$$

By Lemma B.7, we have

$$\mathbb{E}[V_k^{\hat{\pi}_k^\uparrow, \pi_{(k+1):K}^\uparrow/\pi^b}(\vec{H}_k^{\text{obs}}) - V_k^{\hat{\pi}_k^\uparrow, \pi_{(k+1):K}^\uparrow/\pi^b}(\vec{H}_k^{\text{obs}})]$$

$$\begin{aligned}
&= \mathbb{E} \left[\max_{a_k \in \{\pm 1\}} Q_k^{\pi^\uparrow/\pi^b}(\vec{H}_k^{\text{obs}}, a_k) - |\mathcal{C}_k^{\pi^\uparrow/\pi^b}(\vec{H}_k^{\text{obs}})| \cdot \mathbb{1} \left\{ \pi_k^b(\vec{H}_k^{\text{obs}}) \cdot \text{sgn}(\mathcal{C}_k^{\pi^\uparrow/\pi^b}(\vec{H}_k^{\text{obs}})) \neq \hat{\pi}_k^\uparrow(\vec{H}_k^{\text{obs}}) \right\} \right. \\
&\quad \left. - \max_{a_k \in \{\pm 1\}} Q_k^{\pi^\uparrow/\pi^b}(\vec{H}_k^{\text{obs}}, a_k) + |\mathcal{C}_k^{\pi^\uparrow/\pi^b}(\vec{H}_k^{\text{obs}})| \cdot \mathbb{1} \left\{ \pi_k^b(\vec{H}_k^{\text{obs}}) \cdot \text{sgn}(\mathcal{C}_k^{\pi^\uparrow/\pi^b}(\vec{H}_k^{\text{obs}})) \neq \hat{\pi}_k^\uparrow(\vec{H}_k^{\text{obs}}) \right\} \right] \\
&= \mathbb{E} \left[|\mathcal{C}_k^{\pi^\uparrow/\pi^b}(\vec{H}_k^{\text{obs}})| \cdot \mathbb{1} \left\{ \pi_k^b(\vec{H}_k^{\text{obs}}) \cdot \text{sgn}(\mathcal{C}_k^{\pi^\uparrow/\pi^b}(\vec{H}_k^{\text{obs}})) \neq \hat{\pi}_k^\uparrow(\vec{H}_k^{\text{obs}}) \right\} \right] \\
&\quad - \mathbb{E} \left[|\mathcal{C}_k^{\pi^\uparrow/\pi^b}(\vec{H}_k^{\text{obs}})| \cdot \mathbb{1} \left\{ \pi_k^b(\vec{H}_k^{\text{obs}}) \cdot \text{sgn}(\mathcal{C}_k^{\pi^\uparrow/\pi^b}(\vec{H}_k^{\text{obs}})) \neq \hat{\pi}_k^\uparrow(\vec{H}_k^{\text{obs}}) \right\} \right] \\
&= \mathcal{T}_1 + \mathcal{T}_2 + \mathcal{T}_3 + \mathcal{T}_4 + \mathcal{T}_5,
\end{aligned}$$

where

$$\begin{aligned}
\mathcal{T}_1 &= \mathbb{E} \left[|\mathcal{C}_k^{\pi^\uparrow/\pi^b}(\vec{H}_k^{\text{obs}})| \cdot \mathbb{1} \left\{ \pi_k^b(\vec{H}_k^{\text{obs}}) \cdot \text{sgn}(\mathcal{C}_k^{\pi^\uparrow/\pi^b}(\vec{H}_k^{\text{obs}})) \neq \hat{\pi}_k^\uparrow(\vec{H}_k^{\text{obs}}) \right\} \right] \\
&\quad - \frac{1}{n} \sum_{i=1}^n |\mathcal{C}_k^{\pi^\uparrow/\pi^b}(\vec{h}_{k,i})| \cdot \mathbb{1} \left\{ \pi_k^b(\vec{h}_{k,i}) \cdot \text{sgn}(\mathcal{C}_k^{\pi^\uparrow/\pi^b}(\vec{h}_{k,i})) \neq \hat{\pi}_k^\uparrow(\vec{h}_{k,i}) \right\} \\
\mathcal{T}_2 &= \frac{1}{n} \sum_{i=1}^n |\mathcal{C}_k^{\pi^\uparrow/\pi^b}(\vec{h}_{k,i})| \cdot \mathbb{1} \left\{ \pi_k^b(\vec{h}_{k,i}) \cdot \text{sgn}(\mathcal{C}_k^{\pi^\uparrow/\pi^b}(\vec{h}_{k,i})) \neq \hat{\pi}_k^\uparrow(\vec{h}_{k,i}) \right\} \\
&\quad - \frac{1}{n} \sum_{i=1}^n |\hat{C}_k^\uparrow(\vec{h}_{k,i}; B_{-j_i})| \cdot \mathbb{1} \left\{ \pi_k^b(\vec{h}_{k,i}) \cdot \text{sgn}(\hat{C}_k^\uparrow(\vec{h}_{k,i}; B_{-j_i})) \neq \hat{\pi}_k^\uparrow(\vec{h}_{k,i}) \right\} \\
\mathcal{T}_3 &= \frac{1}{n} \sum_{i=1}^n |\hat{C}_k^\uparrow(\vec{h}_{k,i}; B_{-j_i})| \cdot \mathbb{1} \left\{ \pi_k^b(\vec{h}_{k,i}) \cdot \text{sgn}(\hat{C}_k^\uparrow(\vec{h}_{k,i}; B_{-j_i})) \neq \hat{\pi}_k^\uparrow(\vec{h}_{k,i}) \right\} \\
&\quad - \frac{1}{n} \sum_{i=1}^n |\hat{C}_k^\uparrow(\vec{h}_{k,i}; B_{-j_i})| \cdot \mathbb{1} \left\{ \pi_k^b(\vec{h}_{k,i}) \cdot \text{sgn}(\hat{C}_k^\uparrow(\vec{h}_{k,i}; B_{-j_i})) \neq \hat{\pi}_k^\uparrow(\vec{h}_{k,i}) \right\} \\
\mathcal{T}_4 &= \frac{1}{n} \sum_{i=1}^n |\hat{C}_k^\uparrow(\vec{h}_{k,i}; B_{-j_i})| \cdot \mathbb{1} \left\{ \pi_k^b(\vec{h}_{k,i}) \cdot \text{sgn}(\hat{C}_k^\uparrow(\vec{h}_{k,i}; B_{-j_i})) \neq \hat{\pi}_k^\uparrow(\vec{h}_{k,i}) \right\} \\
&\quad - \frac{1}{n} \sum_{i=1}^n |\mathcal{C}_k^{\pi^\uparrow/\pi^b}(\vec{h}_{k,i})| \cdot \mathbb{1} \left\{ \pi_k^b(\vec{h}_{k,i}) \cdot \text{sgn}(\mathcal{C}_k^{\pi^\uparrow/\pi^b}(\vec{h}_{k,i})) \neq \hat{\pi}_k^\uparrow(\vec{h}_{k,i}) \right\} \\
\mathcal{T}_5 &= \frac{1}{n} \sum_{i=1}^n |\mathcal{C}_k^{\pi^\uparrow/\pi^b}(\vec{h}_{k,i})| \cdot \mathbb{1} \left\{ \pi_k^b(\vec{h}_{k,i}) \cdot \text{sgn}(\mathcal{C}_k^{\pi^\uparrow/\pi^b}(\vec{h}_{k,i})) \neq \hat{\pi}_k^\uparrow(\vec{h}_{k,i}) \right\} \\
&\quad - \mathbb{E} \left[|\mathcal{C}_k^{\pi^\uparrow/\pi^b}(\vec{H}_k^{\text{obs}})| \cdot \mathbb{1} \left\{ \pi_k^b(\vec{H}_k^{\text{obs}}) \cdot \text{sgn}(\mathcal{C}_k^{\pi^\uparrow/\pi^b}(\vec{H}_k^{\text{obs}})) \neq \hat{\pi}_k^\uparrow(\vec{H}_k^{\text{obs}}) \right\} \right].
\end{aligned}$$

Since $\hat{\pi}^\uparrow$ is an approximate minimizer in the sense of (6.6), we have $\mathcal{T}_3 \leq \varepsilon_k^{\text{opt}}$. By a nearly identical argument as that appeared in the proof of Lemma B.4, we get

$$\mathcal{T}_1 + \mathcal{T}_5 \lesssim (K - k + 1) \cdot \sqrt{\frac{\text{vc}(\Pi_k) + \log(1/\delta)}{n}}$$

with probability at least $1 - \delta$. Meanwhile, by a similar argument as that appeared in the proof of Lemma B.5, we get

$$\mathcal{T}_2 + \mathcal{T}_4 \lesssim \mathbf{C}_{k, \frac{\delta}{2m}} \cdot n^{-\alpha_k} + (K - k + 1) \sqrt{\frac{\log(1/\delta)}{n}}.$$

The desired result follows from a union bound over $[K]$.

B.2.1 Proof of Lemma B.6

The following lemma is analogous to Lemma B.3.

Lemma B.8. *For any four DTRs π, π', π'', π^b , any $k \in [K]$, and any historical information \vec{h}_k , we have*

$$\begin{aligned} & V_k^{\pi_k \pi'_{(k+1):K}/\pi^b}(\vec{h}_k) - V_k^{\pi_k \pi''_{(k+1):K}/\pi^b}(\vec{h}_k) \\ & \leq \sup_{p_{\pi_k(\vec{h}_k)} \in \mathcal{P}_{\vec{h}_k, \pi_k(\vec{h}_k)}} \mathbb{E}_{(R_k, \mathbf{X}_{k+1}) \sim p_{\pi_k(\vec{h}_k)}} [V^{\pi'_{(k+1):K}/\pi^b}(\vec{H}_{k+1}) - V^{\pi''_{(k+1):K}/\pi^b}(\vec{H}_{k+1})]. \end{aligned}$$

Proof. By definition, we have

$$\begin{aligned} & V_k^{\pi_k \pi'_{(k+1):K}/\pi^b}(\vec{h}_k) - V_k^{\pi_k \pi''_{(k+1):K}/\pi^b}(\vec{h}_k) \\ & = Q_k^{\pi'_{(k+1):K}/\pi^b}(\vec{h}_k, \pi_k(\vec{h}_k)) - Q_k^{\pi''_{(k+1):K}/\pi^b}(\vec{h}_k, \pi_k(\vec{h}_k)) \\ & = \inf_{\substack{p_{\pi_k(\vec{h}_k)} \\ p_{\pi_k^b(\vec{h}_k)}}} \mathbb{E}_{(R_k, \mathbf{X}_{k+1}) \sim p_{\pi_k(\vec{h}_k)}} [R_k - R'_k + V_{k+1}^{\pi'_{(k+1):K}/\pi^b}(\vec{H}_{k+1})] \\ & \quad - \inf_{\substack{p_{\pi_k(\vec{h}_k)} \\ p_{\pi_k^b(\vec{h}_k)}}} \mathbb{E}_{(R_k, \mathbf{X}_{k+1}) \sim p_{\pi_k(\vec{h}_k)}} [R_k - R'_k + V_{k+1}^{\pi''_{(k+1):K}/\pi^b}(\vec{H}_{k+1})] \\ & = \mathbb{1}\{\pi_k(\vec{h}_k) = \pi_k^b(\vec{h}_k)\} \cdot \left(\inf_{p_{\pi_k^b(\vec{h}_k)}} \mathbb{E}_{(R_k, \mathbf{X}_{k+1}) \sim p_{\pi_k^b(\vec{h}_k)}} [V_{k+1}^{\pi'_{(k+1):K}/\pi^b}(\vec{H}_{k+1})] \right. \\ & \quad \left. - \inf_{p_{\pi_k^b(\vec{h}_k)}} \mathbb{E}_{(R_k, \mathbf{X}_{k+1}) \sim p_{\pi_k^b(\vec{h}_k)}} [V_{k+1}^{\pi''_{(k+1):K}/\pi^b}(\vec{H}_{k+1})] \right) \\ & \quad + \mathbb{1}\{\pi_k(\vec{h}_k) \neq \pi_k^b(\vec{h}_k)\} \cdot \left(\inf_{p_{-\pi_k^b(\vec{h}_k)}} \mathbb{E}_{(R_k, \mathbf{X}_{k+1}) \sim p_{-\pi_k^b(\vec{h}_k)}} [R_k + V_{k+1}^{\pi'_{(k+1):K}/\pi^b}(\vec{H}_{k+1})] \right. \\ & \quad - \sup_{p_{\pi_k^b(\vec{h}_k)}} \mathbb{E}_{(R'_k, \mathbf{X}'_{k+1})} [R'_k] \\ & \quad - \inf_{p_{-\pi_k^b(\vec{h}_k)}} \mathbb{E}_{(R_k, \mathbf{X}_{k+1}) \sim p_{-\pi_k^b(\vec{h}_k)}} [R_k + V_{k+1}^{\pi''_{(k+1):K}/\pi^b}(\vec{H}_{k+1})] \\ & \quad \left. + \sup_{p_{\pi_k^b(\vec{h}_k)}} \mathbb{E}_{(R'_k, \mathbf{X}'_{k+1})} [R'_k] \right) \\ & = \inf_{p_{\pi_k(\vec{h}_k)}} \mathbb{E}_{(R_k, \mathbf{X}_{k+1}) \sim p_{\pi_k(\vec{h}_k)}} [R_k + V_{k+1}^{\pi'_{(k+1):K}/\pi^b}(\vec{H}_{k+1})] \\ & \quad - \inf_{p_{\pi_k(\vec{h}_k)}} \mathbb{E}_{(R_k, \mathbf{X}_{k+1}) \sim p_{\pi_k(\vec{h}_k)}} [R_k + V_{k+1}^{\pi''_{(k+1):K}/\pi^b}(\vec{H}_{k+1})] \\ & \leq \sup_{p_{\pi_k(\vec{h}_k)}} \mathbb{E}_{(R_k, \mathbf{X}_{k+1}) \sim p_{\pi_k(\vec{h}_k)}} [V_{k+1}^{\pi'_{(k+1):K}/\pi^b}(\vec{H}_{k+1}) - V_{k+1}^{\pi''_{(k+1):K}/\pi^b}(\vec{H}_{k+1})], \end{aligned}$$

which is the desired result. \square

Given Lemma B.8, the proof is similar to the proof of Lemma B.1. We omit the proof.

B.2.2 Proof of Lemma B.7

In this proof, we let $a'_k = \pi_k^b(\vec{h}_k)$. We first show that

$$Q_k^{\pi/\pi^b}(\vec{h}_k, +1) - Q_k^{\pi/\pi^b}(\vec{h}_k, -1) = a'_k \cdot \mathcal{C}_k^{\pi/\pi^b}(\vec{h}_k). \quad (\text{B.7})$$

To show this, note that

$$\begin{aligned} Q_k^{\pi/\pi^b}(\vec{h}_k, a_k) &= \inf_{\substack{p_{a_k} \in \mathcal{P}_{\vec{h}_k, a_k} \\ p_{a'_k} \in \mathcal{P}_{\vec{h}_k, a'_k}}} \left\{ \mathbb{E}_{\substack{(R_k, \mathbf{X}_{k+1}) \sim p_{a_k} \\ (R'_k, \mathbf{X}'_{k+1}) \sim p_{a'_k}}} [R_k - R'_k + V_{k+1}^{\pi/\pi^b}(\vec{H}_{k+1})] \right\} \\ &= \mathbb{1}\{a_k = a'_k\} \cdot \inf_{p_{a'_k} \in \mathcal{P}_{\vec{h}_k, a'_k}} \mathbb{E}_{(R_k, \mathbf{X}_{k+1}) \sim p_{a'_k}} [V_{k+1}^{\pi/\pi^b}(\vec{H}_{k+1})] \\ &\quad + \mathbb{1}\{a_k = -a'_k\} \cdot \inf_{\substack{p_{-a'_k} \in \mathcal{P}_{\vec{h}_k, -a'_k} \\ p_{a'_k} \in \mathcal{P}_{\vec{h}_k, a'_k}}} \mathbb{E}_{\substack{(R_k, \mathbf{X}_{k+1}) \sim p_{-a'_k} \\ (R'_k, \mathbf{X}'_{k+1}) \sim p_{a'_k}}} [R_k - R'_k + V_{k+1}^{\pi/\pi^b}(\vec{H}_{k+1})] \\ &= \mathbb{1}\{a_k = a'_k\} \cdot \inf_{p_{a'_k} \in \mathcal{P}_{\vec{h}_k, a'_k}} \mathbb{E}_{(R_k, \mathbf{X}_{k+1}) \sim p_{a'_k}} [V_{k+1}^{\pi/\pi^b}(\vec{H}_{k+1})] \\ &\quad + \mathbb{1}\{a_k = -a'_k\} \cdot \left(\inf_{p_{-a'_k} \in \mathcal{P}_{\vec{h}_k, -a'_k}} \mathbb{E}_{(R_k, \mathbf{X}_{k+1}) \sim p_{-a'_k}} [R_k + V_{k+1}^{\pi/\pi^b}(\vec{H}_{k+1})] \right. \\ &\quad \left. - \sup_{p_{a'_k} \in \mathcal{P}_{\vec{h}_k, a'_k}} \mathbb{E}_{(R'_k, \mathbf{X}'_{k+1}) \sim p_{a'_k}} [R'_k] \right) \end{aligned}$$

Recalling the definition of $\mathcal{C}_k^{\pi/\pi^b}$ in (5.4), one readily checks that

$$\mathcal{C}_k^{\pi/\pi^b}(\vec{h}_k) = Q_k^{\pi/\pi^b}(\vec{h}_k, a'_k) - Q_k^{\pi/\pi^b}(\vec{h}_k, -a'_k),$$

from which (B.7) follows. Now, we have

$$\begin{aligned} V_k^{\pi/\pi^b}(\vec{h}_k) &= Q_k^{\pi/\pi^b}(\vec{h}_k, +1) \mathbb{1}\{\pi_k(\vec{h}_k) = +1\} + Q_k^{\pi/\pi^b}(\vec{h}_k, -1) \mathbb{1}\{\pi_k(\vec{h}_k) = -1\} \\ &\stackrel{(*)}{=} Q_k^{\pi/\pi^b}(\vec{h}_k, +1) - \mathbb{1}\{\pi_k(\vec{h}_k) = -1\} \cdot a'_k \cdot \mathcal{C}_k^{\pi/\pi^b}(\vec{h}_k) \\ &= Q_k^{\pi/\pi^b}(\vec{h}_k, +1) - \mathbb{1}\{\pi_k(\vec{h}_k) = -1, a'_k \cdot \text{sgn}(\mathcal{C}_k^{\pi/\pi^b}(\vec{h}_k)) = +1\} \cdot |\mathcal{C}_k^{\pi/\pi^b}(\vec{h}_k)| \\ &\quad + \mathbb{1}\{\pi_k(\vec{h}_k) = -1, a'_k \cdot \text{sgn}(\mathcal{C}_k^{\pi/\pi^b}(\vec{h}_k)) = -1\} \cdot |\mathcal{C}_k^{\pi/\pi^b}(\vec{h}_k)| \\ &= Q_k^{\pi/\pi^b}(\vec{h}_k, +1) - \mathbb{1}\{\pi_k(\vec{h}_k) = -1, a'_k \cdot \text{sgn}(\mathcal{C}_k^{\pi/\pi^b}(\vec{h}_k)) = +1\} \cdot |\mathcal{C}_k^{\pi/\pi^b}(\vec{h}_k)| \\ &\quad + \mathbb{1}\{a'_k \cdot \text{sgn}(\mathcal{C}_k^{\pi/\pi^b}(\vec{h}_k)) = -1\} \cdot |\mathcal{C}_k^{\pi/\pi^b}(\vec{h}_k)| \\ &\quad - \mathbb{1}\{\pi_k(\vec{h}_k) = +1, a'_k \cdot \text{sgn}(\mathcal{C}_k^{\pi/\pi^b}(\vec{h}_k)) = -1\} \cdot |\mathcal{C}_k^{\pi/\pi^b}(\vec{h}_k)| \\ &= Q_k^{\pi/\pi^b}(\vec{h}_k, +1) + \mathbb{1}\{a'_k \cdot \text{sgn}(\mathcal{C}_k^{\pi/\pi^b}(\vec{h}_k)) = -1\} \cdot |\mathcal{C}_k^{\pi/\pi^b}(\vec{h}_k)| \\ &\quad + \mathbb{1}\{a'_k \cdot \text{sgn}(\mathcal{C}_k^{\pi/\pi^b}(\vec{h}_k)) \neq \pi_k(\vec{h}_k)\} \\ &= \max_{a_k \in \{\pm 1\}} Q_k^{\pi/\pi^b}(\vec{h}_k) + \mathbb{1}\{a'_k \cdot \text{sgn}(\mathcal{C}_k^{\pi/\pi^b}(\vec{h}_k)) \neq \pi_k(\vec{h}_k)\} \end{aligned}$$

where $(*)$ follows from (B.7). The proof is concluded.

Appendix C Additional Details on Estimation Algorithms

C.1 Details on Estimating the IV-Optimal DTR

We provide more details on how to estimate the weighted Q -function by Q -learning at a generic stage $1 \leq k \leq K - 1$. Analogous to (4.12), let us define

$$\begin{aligned} \psi_k(\vec{h}_k, a_k, z_k; C) &= C \cdot \mathbb{P}(A_k^{\text{obs}} = -a_k \mid Z_k = z_k, \vec{H}_k^{\text{obs}} = \vec{h}_k) \\ &\quad + \mathbb{E}[PO_k(R_k^{\text{obs}}, \mathbf{X}_{k+1}^{\text{obs}} | \vec{h}_k, a_k) \mid \vec{H}_k^{\text{obs}} = \vec{h}_k, Z_k = z_k, A_k^{\text{obs}} = a_k] \\ &\quad \times \mathbb{P}(A_k^{\text{obs}} = a_k \mid \vec{H}_k^{\text{obs}} = \vec{h}_k, Z_k = z_k). \end{aligned}$$

Manski-Pepper bounds give that $\mathbb{E}_{(R_k, \mathbf{X}_{k+1}) \sim p_{a_k}^*(\cdot, \cdot | \vec{h}_k)}[PO_k(R_k, \mathbf{X}_{k+1} | \vec{h}_k, a_k)]$ can be lower and upper bounded by

$$\begin{aligned} &\mathbb{P}(Z_k = -1 | \vec{H}_k^{\text{obs}} = \vec{h}_k) \cdot \psi_k\left(\vec{h}_k, a_k, -1; \sum_{t \geq k} \underline{C}_t\right) \\ &\quad + \mathbb{P}(Z_k = +1 | \vec{H}_k^{\text{obs}} = \vec{h}_k) \cdot \left[\psi_k\left(\vec{h}_k, a_k, -1; \sum_{t \geq k} \underline{C}_t\right) \vee \psi_k\left(\vec{h}_k, a_k, +1; \sum_{t \geq k} \underline{C}_t\right) \right] \end{aligned} \quad (\text{C.1})$$

and

$$\begin{aligned} &\mathbb{P}(Z_k = -1 | \vec{H}_k^{\text{obs}} = \vec{h}_k) \cdot \left[\psi_k\left(\vec{h}_k; a_k, -1; \sum_{t \geq k} \overline{C}_t\right) \wedge \psi_k\left(\vec{h}_k, a_k, +1; \sum_{t \geq k} \overline{C}_t\right) \right] \\ &\quad + \mathbb{P}(Z_k = +1 | \vec{H}_k^{\text{obs}} = \vec{h}_k) \cdot \psi_k\left(\vec{h}_k, a_k, +1; \sum_{t \geq k} \overline{C}_t\right), \end{aligned} \quad (\text{C.2})$$

respectively.

Similar to the situation at the final stage, as long as we take $\mathcal{F}_k \supseteq \{PO_k(\cdot, \cdot | \vec{h}_k, a_k)\}$ when defining $\mathcal{P}_{\vec{h}_k, a_k}$ in (4.11), then the worst-case and best-case Q functions at stage k defined in (4.8)–(4.9) can be set to (C.1) and (C.2), respectively. Along with the specification of $\lambda_k(\vec{h}_k, a_k)$, we finish the construction of the weighted Q -function $Q_{\vec{\lambda}, k}(\vec{h}_k, a_k)$ at stage k .

C.2 Algorithm for Estimating the IV-Improved DTR

Let $a'_k = \pi_k^b(\vec{h}_k)$, $1 \leq k \leq K$. Recall that we have shown the following relationships concerning the relative Q -function, contrast function, and relative value function in Supplementary Material B.2:

$$Q_K^{\pi/\pi^b}(\vec{h}_K, a_K) = \mathbb{1}\{a_K = -a'_K\} \cdot \left(\inf_{p_{-a'_K} \in \mathcal{P}_{\vec{h}_K, -a'_K}} \mathbb{E}_{R_K \sim p_{-a'_K}}[R_K] - \sup_{p_{a'_K} \in \mathcal{P}_{\vec{h}_K, a'_K}} \mathbb{E}_{R'_K \sim p_{a'_K}}[R'_K] \right), \quad (\text{C.3})$$

$$\begin{aligned} Q_k^{\pi/\pi^b}(\vec{h}_k, a_k) &= \mathbb{1}\{a_k = a'_k\} \cdot \inf_{p_{a'_k} \in \mathcal{P}_{\vec{h}_k, a'_k}} \mathbb{E}_{(R_k, \mathbf{X}_{k+1}) \sim p_{a'_k}} [V_{k+1}^{\pi/\pi^b}(\vec{H}_{k+1})] \\ &\quad + \mathbb{1}\{a_k = -a'_k\} \cdot \left(\inf_{p_{-a'_k} \in \mathcal{P}_{\vec{h}_k, -a'_k}} \mathbb{E}_{(R_k, \mathbf{X}_{k+1}) \sim p_{-a'_k}} [R_k + V_{k+1}^{\pi/\pi^b}(\vec{H}_{k+1})] \right. \\ &\quad \left. - \sup_{p_{a'_k} \in \mathcal{P}_{\vec{h}_k, a'_k}} \mathbb{E}_{(R'_k, \mathbf{X}'_{k+1}) \sim p_{a'_k}} [R'_k] \right), \quad 1 \leq k \leq K-1, \end{aligned} \quad (\text{C.4})$$

$$\mathcal{C}_k^{\pi/\pi^b}(\vec{h}_k) = Q_k^{\pi/\pi^b}(\vec{h}_k, a'_k) - Q_k^{\pi/\pi^b}(\vec{h}_k, -a'_k), \quad 1 \leq k \leq K,$$

$$V_k^{\pi/\pi^b}(\vec{h}_k) = Q_k^{\pi/\pi^b}(\vec{h}_k, \pi_k(\vec{h}_k)), \quad 1 \leq k \leq K.$$

To estimate the relative Q -function, contrast function, and the relative value function, it suffices to estimate the upper and lower limits of their corresponding partial identification intervals subject to the IV identification assumptions. For instance, one may use Balke-Pearl bounds for a binary outcome and Manski-Pepper bounds for a continuous outcome, similar to the estimation strategy described in Section 4.4 and Supplementary Material C.1. Algorithm 2 summarizes the estimation procedure.

Algorithm 2. Estimation of the IV-Improved DTR

Input: Trajectories and instrument variables $\{(\mathbf{x}_{k,i}, a_{k,i}, r_{k,i}, z_{k,i}) : k \in [K], i \in [n]\}$, weighting functions $\{\lambda(\vec{\mathbf{h}}_k, a_k)\}$, policy class Π , forms of partial identification intervals.

Output: Estimated IV-Improved DTR $\hat{\pi}^{\uparrow, \star}$.

Step I: Q-learning

Set $a'_K = \pi_K^b(\vec{\mathbf{h}}_K)$;

Obtain an estimate \hat{Q}_K^{π/π^b} of Q_K^{π/π^b} using $(\vec{\mathbf{h}}_{K,i}, r_{K,i}, z_{K,i})_{i=1}^n$ according to (C.3);

Estimate $\mathcal{C}_K^{\pi/\pi^b}$ by $\hat{\mathcal{C}}_K^{\pi/\pi^b}(\vec{\mathbf{h}}_K) = \hat{Q}_K^{\pi/\pi^b}(\vec{\mathbf{h}}_K, a'_K) - \hat{Q}_K^{\pi/\pi^b}(\vec{\mathbf{h}}_K, -a'_K)$;

Set $\hat{\pi}_K^\uparrow(\vec{\mathbf{h}}_K) = \pi_K^b(\vec{\mathbf{h}}_K) \cdot \text{sgn}(\hat{\mathcal{C}}_K^{\pi/\pi^\uparrow}(\vec{\mathbf{h}}_K))$ and $\hat{V}_K^{\pi/\pi^b}(\vec{\mathbf{h}}_K) = \hat{Q}_K^{\pi/\pi^b}(\vec{\mathbf{h}}_K, \hat{\pi}_K^\uparrow(\vec{\mathbf{h}}_K))$;

for $k = K - 1, \dots, 1$ **do**

 Set $a'_k = \pi_k^b(\vec{\mathbf{h}}_k)$;

 Obtain an estimate \hat{Q}_k^{π/π^b} of Q_k^{π/π^b} using $(\vec{\mathbf{h}}_{k,i}, r_{k,i}, \hat{V}_{k+1}^{\pi/\pi^b}(\vec{\mathbf{h}}_{k+1,i}), z_{k,i})_{i=1}^n$ according to (C.4);

 Estimate $\mathcal{C}_k^{\pi/\pi^b}$ by $\hat{\mathcal{C}}_k^{\pi/\pi^b}(\vec{\mathbf{h}}_k) = \hat{Q}_k^{\pi/\pi^b}(\vec{\mathbf{h}}_k, a'_k) - \hat{Q}_k^{\pi/\pi^b}(\vec{\mathbf{h}}_k, -a'_k)$;

 Set $\hat{\pi}_k^\uparrow(\vec{\mathbf{h}}_k) = \pi_k^b(\vec{\mathbf{h}}_k) \cdot \text{sgn}(\hat{\mathcal{C}}_k^{\pi/\pi^\uparrow}(\vec{\mathbf{h}}_k))$ and $\hat{V}_k^{\pi/\pi^b}(\vec{\mathbf{h}}_k) = \hat{Q}_k^{\pi/\pi^b}(\vec{\mathbf{h}}_k, \hat{\pi}_k^\uparrow(\vec{\mathbf{h}}_k))$;

end

Step II: Weighted classification

for $k = K, \dots, 1$ **do**

 | Solve the weighted classification problem in (6.4) to obtain $\hat{\pi}^\uparrow$

end

return $\hat{\pi}^\uparrow$

Appendix D Additional Simulation Results

Table 3 is analogous to the Table 2 in the main article and summarizes the performance of each estimated IV-improved and IV-optimal DTR when all relevant conditional expectations are estimated using simple parametric models and $n_{\text{train}} = 1000$. Table 4 and 1 summarizes the results when all relevant conditional expectations are estimated via random forests (Breiman, 2001) implemented in the R package `randomForest`. The estimated DTRs seemed not sensitive to the model specifications of conditional expectations involved in the partial identification intervals. Figure 7 and 8 further plot the CDFs of the value functions of the SRA-optimal policy and three IV-optimal policies.

Table 2: Simulation results: all relevant conditional probabilities were estimated using parametric models and $n_{\text{train}} = 500$.

$n_{\text{train}} = 500$	π_{std}^b	$\pi_{\text{std}}^\uparrow$	π_{prosp}^b	$\pi_{\text{prosp}}^\uparrow$	π_{SRA}^b	$\pi_{\text{SRA}}^\uparrow$	$\pi_{\text{IV},1}$	$\pi_{\text{IV},0}$	$\pi_{\text{IV},1/2}$
$\xi = 1$									
$C_1 = 3$	1.00 [1.00,1.00]	1.08 [1.06,1.09]	1.03 [1.03,1.03]	1.19 [1.17,1.20]	1.12 [1.09,1.16]	1.15 [1.13,1.17]	1.09 [1.09,1.09]	1.14 [1.13,1.14]	1.14 [1.13,1.14]
$C_1 = 4$	1.00 [1.00,1.00]	1.09 [1.08,1.09]	1.03 [1.03,1.03]	1.18 [1.17,1.20]	1.12 [1.08,1.15]	1.15 [1.13,1.17]	1.09 [1.08,1.09]	1.14 [1.14,1.14]	1.14 [1.13,1.14]
$C_1 = 5$	1.00 [1.00,1.00]	1.09 [1.08,1.09]	1.03 [1.03,1.03]	1.18 [1.17,1.20]	1.12 [1.08,1.15]	1.15 [1.13,1.17]	1.09 [1.08,1.09]	1.14 [1.14,1.14]	1.14 [1.13,1.14]
$\xi = 2$									
$C_1 = 3$	1.00 [1.00,1.00]	1.03 [1.00,1.06]	0.94 [0.94,0.94]	1.13 [1.13,1.14]	1.09 [1.05,1.11]	1.11 [1.10,1.13]	1.08 [1.08,1.08]	1.12 [1.12,1.12]	1.12 [1.12,1.13]
$C_1 = 4$	1.00 [1.00,1.00]	1.07 [1.05,1.08]	0.94 [0.94,0.94]	1.13 [1.13,1.14]	1.09 [1.05,1.11]	1.12 [1.10,1.12]	1.08 [1.07,1.08]	1.12 [1.12,1.13]	1.12 [1.12,1.12]
$C_1 = 5$	1.00 [1.00,1.00]	1.08 [1.06,1.08]	0.94 [0.94,0.94]	1.13 [1.13,1.14]	1.09 [1.05,1.11]	1.12 [1.10,1.12]	1.08 [1.06,1.08]	1.12 [1.12,1.13]	1.12 [1.12,1.12]
$\xi = 3$									
$C_1 = 3$	1.00 [1.00,1.00]	1.00 [1.00,1.01]	0.88 [0.88,0.88]	0.98 [0.90,1.03]	1.06 [1.03,1.08]	1.08 [1.05,1.09]	1.07 [1.07,1.07]	1.10 [1.06,1.11]	1.11 [1.10,1.11]
$C_1 = 4$	1.00 [1.00,1.00]	1.03 [1.00,1.06]	0.88 [0.88,0.88]	1.09 [1.09,1.10]	1.06 [1.03,1.08]	1.09 [1.07,1.10]	1.07 [1.06,1.07]	1.09 [1.02,1.10]	1.11 [1.10,1.11]
$C_1 = 5$	1.00 [1.00,1.00]	1.05 [1.02,1.07]	0.88 [0.88,0.88]	1.10 [1.09,1.10]	1.06 [1.02,1.08]	1.09 [1.07,1.10]	1.06 [1.04,1.07]	1.09 [1.01,1.10]	1.10 [1.10,1.11]

Table 3: Simulation results: all relevant conditional probabilities were estimated using parametric models and $n_{\text{train}} = 1000$.

$n_{\text{train}} = 1000$	π_{std}^b	$\pi_{\text{std}}^\uparrow$	π_{prosp}^b	$\pi_{\text{prosp}}^\uparrow$	π_{SRA}^b	$\pi_{\text{SRA}}^\uparrow$	$\pi_{\text{IV},1}$	$\pi_{\text{IV},0}$	$\pi_{\text{IV},1/2}$
$\xi = 1$									
$C_1 = 3$	1.00 [1.00,1.00]	1.09 [1.07,1.09]	1.03 [1.03,1.03]	1.19 [1.18,1.20]	1.14 [1.10,1.17]	1.16 [1.14,1.18]	1.09 [1.09,1.09]	1.14 [1.14,1.14]	1.14 [1.14,1.14]
$C_1 = 4$	1.00 [1.00,1.00]	1.09 [1.09,1.09]	1.03 [1.03,1.03]	1.19 [1.18,1.20]	1.13 [1.10,1.16]	1.16 [1.14,1.18]	1.09 [1.09,1.09]	1.14 [1.14,1.14]	1.14 [1.14,1.14]
$C_1 = 5$	1.00 [1.00,1.00]	1.09 [1.09,1.09]	1.03 [1.03,1.03]	1.19 [1.18,1.20]	1.13 [1.09,1.17]	1.16 [1.13,1.18]	1.08 [1.08,1.08]	1.12 [1.12,1.13]	1.12 [1.12,1.13]
$\xi = 2$									
$C_1 = 3$	1.00 [1.00,1.00]	1.03 [1.00,1.06]	0.94 [0.94,0.94]	1.14 [1.13,1.14]	1.11 [1.08,1.12]	1.12 [1.11,1.13]	0.88 [0.88,0.88]	1.12 [1.12,1.13]	1.07 [0.98,1.13]
$C_1 = 4$	1.00 [1.00,1.00]	1.08 [1.06,1.08]	0.94 [0.94,0.94]	1.13 [1.13,1.14]	1.11 [1.08,1.12]	1.12 [1.11,1.13]	1.08 [1.08,1.08]	1.12 [1.12,1.13]	1.12 [1.12,1.13]
$C_1 = 5$	1.00 [1.00,1.00]	1.08 [1.07,1.08]	0.94 [0.94,0.94]	1.13 [1.13,1.14]	1.10 [1.07,1.12]	1.12 [1.11,1.13]	1.08 [1.07,1.08]	1.12 [1.12,1.13]	1.12 [1.12,1.13]
$\xi = 3$									
$C_1 = 3$	1.00 [1.00,1.00]	1.00 [1.00,1.00]	0.88 [0.88,0.88]	0.98 [0.92,1.02]	1.08 [1.06,1.09]	1.08 [1.06,1.09]	1.07 [1.07,1.07]	1.10 [1.10,1.11]	1.11 [1.10,1.11]
$C_1 = 4$	1.00 [1.00,1.00]	1.03 [1.00,1.06]	0.88 [0.88,0.88]	1.09 [1.09,1.10]	1.07 [1.05,1.09]	1.09 [1.08,1.10]	1.07 [1.07,1.07]	1.10 [1.06,1.11]	1.11 [1.10,1.11]
$C_1 = 5$	1.00 [1.00,1.00]	1.05 [1.03,1.07]	0.88 [0.88,0.88]	1.10 [1.09,1.10]	1.07 [1.05,1.09]	1.09 [1.08,1.10]	1.07 [1.05,1.07]	1.10 [1.05,1.11]	1.11 [1.10,1.11]

Table 4: Simulation results: all relevant conditional probabilities were estimated using random forests implemented in the R package **randomForest** with node size equal to 5 and $n_{\text{train}} = 500$.

$n_{\text{train}} = 500$	π_{std}^b	$\pi_{\text{std}}^\uparrow$	π_{prosp}^b	$\pi_{\text{prosp}}^\uparrow$	π_{SRA}^b	$\pi_{\text{SRA}}^\uparrow$	$\pi_{\text{IV},1}$	$\pi_{\text{IV},0}$	$\pi_{\text{IV},1/2}$
$\xi = 1$									
$C_1 = 3$	1.00 [1.00,1.00]	1.12 [1.09,1.15]	1.03 [1.03,1.03]	1.21 [1.19,1.21]	1.11 [1.08,1.15]	1.19 [1.15,1.22]	1.11 [1.09,1.15]	1.16 [1.13,1.22]	1.16 [1.13,1.22]
$C_1 = 4$	1.00 [1.00,1.00]	1.13 [1.09,1.15]	1.03 [1.03,1.03]	1.21 [1.19,1.24]	1.11 [1.08,1.15]	1.19 [1.15,1.22]	1.11 [1.09,1.14]	1.16 [1.14,1.22]	1.16 [1.13,1.22]
$C_1 = 5$	1.00 [1.00,1.00]	1.13 [1.09,1.15]	1.03 [1.03,1.03]	1.21 [1.19,1.21]	1.11 [1.08,1.15]	1.19 [1.15,1.21]	1.11 [1.09,1.14]	1.16 [1.14,1.21]	1.16 [1.13,1.21]
$\xi = 2$									
$C_1 = 3$	1.00 [1.00,1.00]	1.08 [1.07,1.11]	0.94 [0.94,0.94]	1.14 [1.13,1.14]	1.08 [1.05,1.11]	1.12 [1.11,1.13]	1.09 [1.08,1.11]	1.13 [1.12,1.15]	1.13 [1.12,1.16]
$C_1 = 4$	1.00 [1.00,1.00]	1.09 [1.07,1.11]	0.94 [0.94,0.94]	1.14 [1.12,1.14]	1.07 [1.04,1.11]	1.12 [1.11,1.14]	1.08 [1.07,1.10]	1.13 [1.12,1.13]	1.13 [1.12,1.16]
$C_1 = 5$	1.00 [1.00,1.00]	1.09 [1.08,1.11]	0.94 [0.94,0.94]	1.14 [1.13,1.14]	1.07 [1.04,1.11]	1.12 [1.11,1.14]	1.08 [1.07,1.10]	1.13 [1.12,1.13]	1.13 [1.12,1.15]
$\xi = 3$									
$C_1 = 3$	1.00 [1.00,1.00]	1.05 [1.03,1.07]	0.88 [0.88,0.88]	1.10 [1.09,1.10]	1.05 [1.03,1.08]	1.09 [1.08,1.10]	1.07 [1.07,1.07]	1.09 [1.09,1.10]	1.10 [1.10,1.11]
$C_1 = 4$	1.00 [1.00,1.00]	1.05 [1.04,1.07]	0.88 [0.88,0.88]	1.10 [1.10,1.11]	1.05 [1.02,1.08]	1.09 [1.08,1.10]	1.06 [1.06,1.07]	1.09 [1.09,1.10]	1.10 [1.10,1.11]
$C_1 = 5$	1.00 [1.00,1.00]	1.06 [1.04,1.07]	0.88 [0.88,0.88]	1.10 [1.10,1.11]	1.05 [1.03,1.08]	1.09 [1.08,1.10]	1.05 [1.05,1.07]	1.09 [1.09,1.10]	1.10 [1.10,1.11]

Table 5: Simulation results for the cross-fitting version of the algorithm. All relevant conditional probabilities were estimated using random forests implemented in the R package `randomForest` with node size equal to 5 and $n_{\text{train}} = 500$.

$n_{\text{train}} = 500$	π_{std}^b	$\pi_{\text{std}}^\uparrow$	π_{prosp}^b	$\pi_{\text{prosp}}^\uparrow$	π_{SRA}^b	$\pi_{\text{SRA}}^\uparrow$	$\pi_{\text{IV},1}$	$\pi_{\text{IV},0}$	$\pi_{\text{IV},1/2}$
$\xi = 1$									
$C_1 = 3$	1.00 [1.00,1.00]	1.10 [1.08,1.13]	1.03 [1.03,1.03]	1.21 [1.18,1.21]	1.12 [1.08,1.15]	1.18 [1.14,1.20]	1.11 [1.09,1.15]	1.16 [1.14,1.22]	1.17 [1.14,1.22]
$C_1 = 4$	1.00 [1.00,1.00]	1.11 [1.08,1.14]	1.03 [1.03,1.03]	1.21 [1.18,1.21]	1.11 [1.08,1.15]	1.18 [1.14,1.21]	1.10 [1.09,1.14]	1.17 [1.14,1.22]	1.17 [1.14,1.22]
$C_1 = 5$	1.00 [1.00,1.00]	1.11 [1.08,1.14]	1.03 [1.03,1.03]	1.21 [1.18,1.25]	1.11 [1.08,1.15]	1.18 [1.14,1.21]	1.11 [1.09,1.14]	1.16 [1.14,1.22]	1.17 [1.13,1.22]
$\xi = 2$									
$C_1 = 3$	1.00 [1.00,1.00]	1.06 [1.03,1.09]	0.94 [0.94,0.94]	1.14 [1.13,1.14]	1.08 [1.05,1.11]	1.12 [1.11,1.13]	1.09 [1.08,1.11]	1.13 [1.12,1.16]	1.14 [1.12,1.17]
$C_1 = 4$	1.00 [1.00,1.00]	1.07 [1.06,1.10]	0.94 [0.94,0.94]	1.14 [1.13,1.14]	1.07 [1.05,1.11]	1.12 [1.11,1.13]	1.08 [1.07,1.10]	1.13 [1.12,1.14]	1.13 [1.12,1.17]
$C_1 = 5$	1.00 [1.00,1.00]	1.08 [1.06,1.10]	0.94 [0.94,0.94]	1.14 [1.13,1.14]	1.07 [1.05,1.11]	1.12 [1.11,1.14]	1.08 [1.07,1.10]	1.13 [1.12,1.16]	1.13 [1.12,1.17]
$\xi = 3$									
$C_1 = 3$	1.00 [1.00,1.00]	1.03 [1.00,1.06]	0.88 [0.88,0.88]	1.09 [1.09,1.10]	1.05 [1.04,1.08]	1.09 [1.08,1.10]	1.07 [1.07,1.07]	1.08 [1.08,1.10]	1.10 [1.10,1.11]
$C_1 = 4$	1.00 [1.00,1.00]	1.04 [1.00,1.06]	0.88 [0.88,0.88]	1.10 [1.09,1.10]	1.05 [1.03,1.08]	1.09 [1.08,1.10]	1.06 [1.05,1.07]	1.08 [1.08,1.10]	1.10 [1.10,1.11]
$C_1 = 5$	1.00 [1.00,1.00]	1.04 [1.00,1.06]	0.88 [0.88,0.88]	1.10 [1.10,1.10]	1.05 [1.02,1.08]	1.09 [1.08,1.10]	1.05 [1.04,1.07]	1.08 [1.08,1.10]	1.10 [1.10,1.11]

Table 6: Simulation results for the cross-fitting version of the algorithm. All relevant conditional probabilities were estimated using random forests implemented in the R package `randomForest` with node size equal to 5 and $n_{\text{train}} = 1000$.

$n_{\text{train}} = 500$	π_{std}^b	$\pi_{\text{std}}^\uparrow$	π_{prosp}^b	$\pi_{\text{prosp}}^\uparrow$	π_{SRA}^b	$\pi_{\text{SRA}}^\uparrow$	$\pi_{\text{IV},1}$	$\pi_{\text{IV},0}$	$\pi_{\text{IV},1/2}$
$\xi = 1$									
$C_1 = 3$	1.00 [1.00,1.00]	1.13 [1.12,1.15]	1.03 [1.03,1.03]	1.23 [1.20,1.29]	1.13 [1.10,1.17]	1.21 [1.17,1.25]	1.13 [1.09,1.15]	1.19 [1.14,1.23]	1.19 [1.14,1.23]
$C_1 = 4$	1.00 [1.00,1.00]	1.14 [1.13,1.15]	1.03 [1.03,1.03]	1.23 [1.20,1.29]	1.13 [1.10,1.16]	1.21 [1.18,1.25]	1.13 [1.09,1.15]	1.18 [1.14,1.23]	1.18 [1.14,1.23]
$C_1 = 5$	1.00 [1.00,1.00]	1.14 [1.13,1.15]	1.03 [1.03,1.03]	1.23 [1.20,1.29]	1.13 [1.10,1.16]	1.21 [1.18,1.26]	1.12 [1.09,1.15]	1.18 [1.14,1.23]	1.18 [1.14,1.23]
$\xi = 2$									
$C_1 = 3$	1.00 [1.00,1.00]	1.09 [1.08,1.11]	0.94 [0.94,0.94]	1.14 [1.13,1.14]	1.10 [1.08,1.12]	1.13 [1.12,1.15]	1.10 [1.08,1.11]	1.15 [1.12,1.17]	1.15 [1.12,1.17]
$C_1 = 4$	1.00 [1.00,1.00]	1.10 [1.09,1.11]	0.94 [0.94,0.94]	1.14 [1.13,1.17]	1.10 [1.08,1.12]	1.13 [1.12,1.16]	1.10 [1.08,1.11]	1.14 [1.12,1.17]	1.15 [1.12,1.17]
$C_1 = 5$	1.00 [1.00,1.00]	1.10 [1.09,1.11]	0.94 [0.94,0.94]	1.14 [1.13,1.17]	1.09 [1.08,1.12]	1.14 [1.12,1.16]	1.10 [1.08,1.11]	1.14 [1.12,1.17]	1.15 [1.12,1.17]
$\xi = 3$									
$C_1 = 3$	1.00 [1.00,1.00]	1.05 [1.04,1.07]	0.88 [0.88,0.88]	1.10 [1.10,1.10]	1.07 [1.06,1.09]	1.10 [1.09,1.10]	1.07 [1.07,1.07]	1.10 [1.10,1.11]	1.11 [1.11,1.11]
$C_1 = 4$	1.00 [1.00,1.00]	1.06 [1.05,1.07]	0.88 [0.88,0.88]	1.10 [1.10,1.11]	1.07 [1.05,1.09]	1.10 [1.09,1.11]	1.07 [1.06,1.07]	1.10 [1.10,1.11]	1.11 [1.10,1.11]
$C_1 = 5$	1.00 [1.00,1.00]	1.06 [1.05,1.07]	0.88 [0.88,0.88]	1.10 [1.10,1.11]	1.06 [1.05,1.09]	1.10 [1.09,1.10]	1.06 [1.05,1.07]	1.10 [1.10,1.11]	1.10 [1.10,1.11]

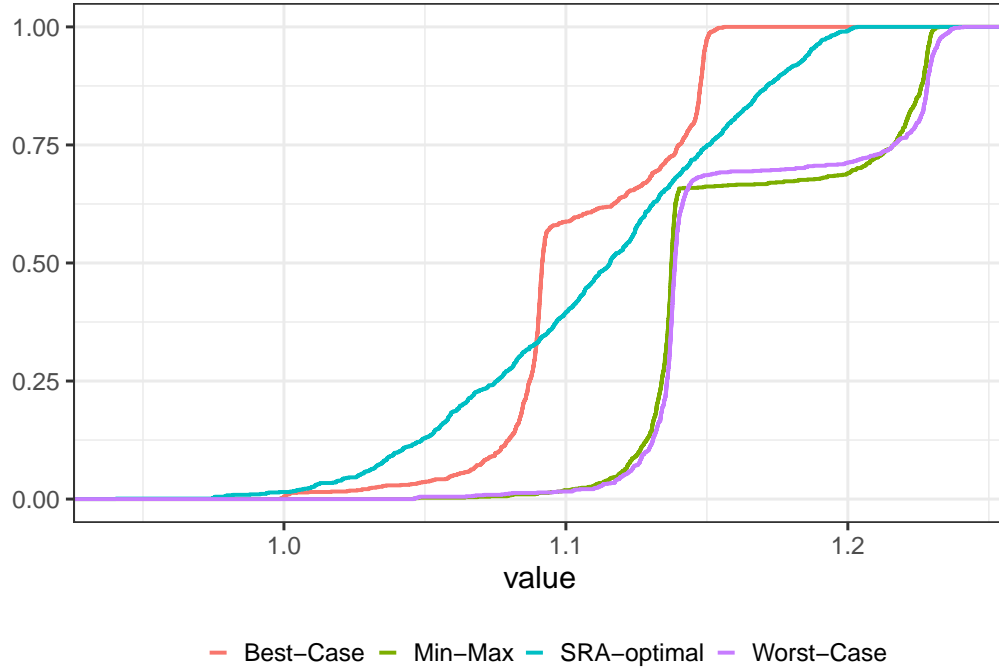


Figure 7: Cumulative distribution functions of value functions of SRA-optimal policy π_{SRA}^b and three IV-optimal policies $\pi_{\text{IV},0}$ (worst-case), $\pi_{\text{IV},1}$ (best-case), and $\pi_{\text{IV},1/2}$ (min-max) when $C_1 = 4$ and $\xi = 1$ and all relevant conditional expectations are estimated via random forests.

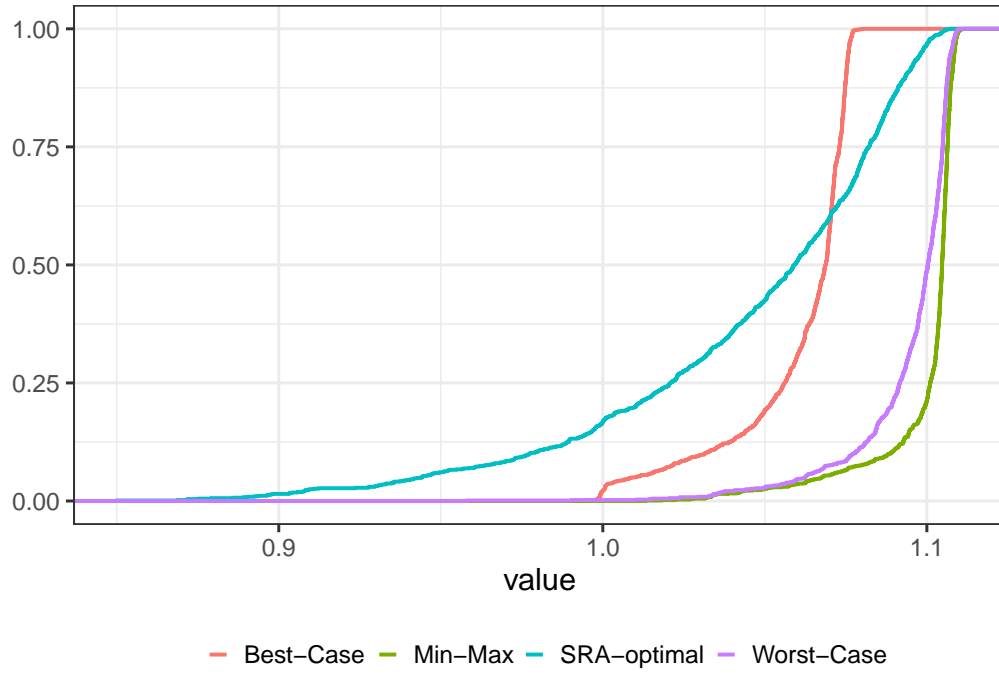


Figure 8: Cumulative distribution functions of value functions of SRA-optimal policy π_{SRA}^b and three IV-optimal policies $\pi_{\text{IV},0}$ (worst-case), $\pi_{\text{IV},1}$ (best-case), and $\pi_{\text{IV},1/2}$ (min-max) when $C_1 = 4$ and $\xi = 3$ and all relevant conditional expectations are estimated via random forests.

Appendix E Details on the Real Data

E.1 Causal Direct Acyclic Graph (DAG)

We provide more details on the causal direct acyclic graph (DAG) with a time-varying IV that helps understand when a time-varying IV is necessary to identify relevant causal effects. Figure 9 exhibits a two-stage DAG: Z_1 and Z_2 are two time-varying IVs, A_1 and A_2 treatment received, R_1 and R_2 outcomes, and U_1 , U_2 and U unmeasured confounders. We omit observed covariates for clearer presentation. We explicitly differentiate between two types of unmeasured confounding in the DAG: U_1 and U_2 are unmeasured confounding specific to the first stage (A_1 and R_1) and the second stage (A_2 and R_2), and U represents unmeasured confounding shared between both stages. When studying the effect of A_2 on R_2 , Z_2 is a valid IV for A_2 ; however, in the presence of shared unmeasured confounding U , Z_1 is not a valid IV for A_2 . This is because conditioning on A_1 induces association between Z_1 and U (represented by the dashed line in the DAG) and hence the IV unconfoundedness assumption is violated. The association between Z_1 and U induced by conditioning on A_1 is known as the *collider bias* in the DAG literature (Hernán et al., 2004).

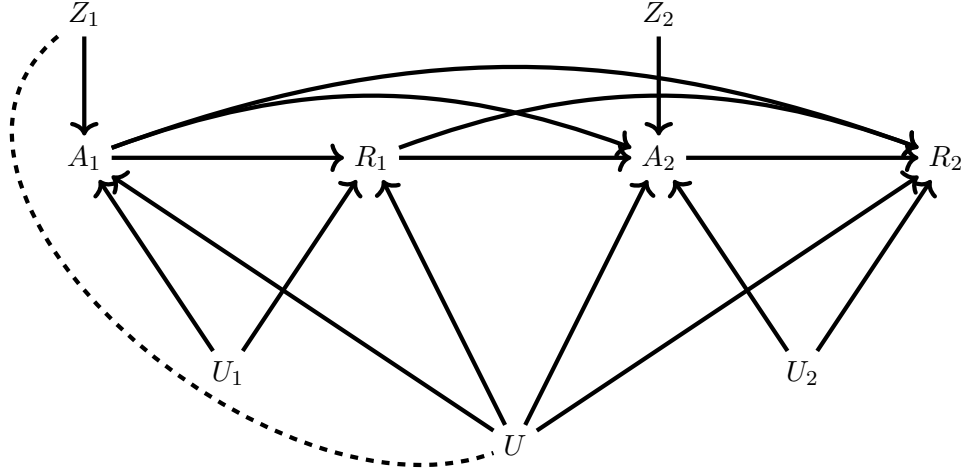


Figure 9: A two-stage DAG with a time-varying instrumental variable. In the DAG, U_1 (and analogously U_2) represents stage-1 (and stage-2) unmeasured confounders. U represents shared unmeasured confounding. Z_1 is an IV for A_1 and Z_2 an IV for A_2 . Note that in the presence of the shared unmeasured confounding U , Z_1 is *not* a valid for A_2 even after A_1 and R_1 are controlled for. This is because conditioning on A_1 induces association between Z_1 and U so that Z_1 is no longer independent of the unmeasured confounder U .

E.2 More Details on the NICU Application

Our raw data consist of all births in the Commonwealth of Pennsylvania between 1995 and 2009; there is one ID associated with each delivery and one associated with each mother, from which deliveries of multiple babies by the same mother were identified. The data combine information from birth and death certificates and the UB-92 form that hospitals provide. The American Academy of Pediatrics recognizes six levels of neonatal intensive care units (NICUs) of increasing technical expertise and capability, namely 1, 2, 3A, 3B, 3C, 3D and regional centers (Baiocchi et al., 2010). We followed Baiocchi et al. (2010) and defined an NICU as low-level if its designation is below 3A and high-level otherwise. Travel time was determined using the software ArcView as the time from the centroid of mothers' zip code to the closest low and high level hospitals.

We considered mothers who delivered exactly two babies during the period under consideration, and excluded less than 1% deliveries that missed at least one outcome (death) at two deliveries. There are a total of 183,487 mothers and $183,487 \times 2 = 366,974$ deliveries in our final study cohort. Approximately 8.40% of these 366,974 babies were premature (less than 37 weeks in gestational age). We considered the following covariates in our analysis: percentage of people having a college degree in mother's neighborhood (*college*), poverty rate of the neighborhood (*poverty*), home value of the neighborhood (*homeval*), percentage of people renting in the neighborhood (*rent*), median income of the neighborhood (*medincome*), and urban/rural of the neighborhood (*urban*), whether the mother is white (*white*), mother's age at delivery (*ageM*), mother's years of education (*educyrM*), how many months of prenatal care received (*precare*), gestational age in weeks (*GA*), and seven congenital anomalies. There are many meaningful causal questions concerning individualized treatment rules that can be answered with the NICU data. In this analysis, we are most interested in developing a system that assigns mothers who are about to deliver to an appropriate NICU so we included only covariates that are observed prior to the delivery. Covariates concerning mother's neighborhood are included in the study to ensure that the excess travel time IV is more likely to be a valid one.

Though $183,487 \times 2 = 366,974$ deliveries considered in the analysis were complete in the IV, treatment, and outcome data, some of them missed covariates data. We imputed the missing covariates data using the widely-used *multiple imputation by chain equations* method (Buuren and Groothuis-Oudshoorn, 2010) and repeated our analysis on each of the five imputed dataset. The estimated tree-structured DTRs were nearly identical for each imputed dataset.