

The Immersion and Invariance Wind Speed Estimator Revisited and New Results

Yichao Liu, Atindriyo Kusumo Pamososuryo, Riccardo M.G. Ferrari and Jan-Willem van Wingerden

Abstract—The Immersion and Invariance (I&I) wind speed estimator is a powerful and widely-used technique to estimate the rotor effective wind speed on horizontal axis wind turbines. Anyway, its global convergence proof is rather cumbersome, which hinders the extension of the method and proof to time-delayed and/or uncertain systems. In this letter, we illustrate that the circle criterion can be used as an alternative method to prove the global convergence of the I&I estimator. This also opens up the inclusion of time-delays and uncertainties. First, we demonstrate that the I&I wind speed estimator is equivalent to a torque balance estimator with a proportional correction term. As the nonlinearity in the estimator is sector bounded, the well-known circle criterion is applied to the estimator to guarantee its global convergence for time-delayed systems. By looking at the theoretical framework from this new perspective, this letter further proposes the addition of an integrator to the correction term to improve the estimator performance. Case studies show that the proposed estimator with an additional integral correction term is effective at wind speed estimation. Furthermore, its global convergence can be achieved by the circle criterion for time-delayed systems.

Index Terms—Wind speed estimator, circle criterion, wind turbine, time-delayed system, global convergence

I. INTRODUCTION

Wind energy has received increasingly considerable attention in the international energy markets in recent years. To be more accurate, more than 60 GW new wind power was installed in 2019, which demonstrates a 19% growth compared to 2018 for the global wind industry [1]. In this context, the sizes of wind turbines are increased, which results in a rising demand for optimization of wind turbine controllers in the world.

In designing a wind turbine controller, knowledge of wind speed over the rotor is widely used to improve the control performance, *e.g.*, gain scheduling and feedback techniques [2]. Unfortunately, the detailed information on the effective wind speed over the entire rotor disk is still limited [3]. The measured wind speed from an anemometer deployed on the turbine's nacelle or spinner is not precise, as the device can only provide pointwise information. The wind conditions,

however, demonstrate high spatial variability over the rotor disk of a single wind turbine.

To address this issue, a number of rotor effective wind speed estimators [4] have been proposed in the past years, among which the torque balance estimator class [2], [5], [6] appears as one of the simplest and widely-used wind speed estimation solutions. The basic idea is that the measured generator power or torque signals, together with the measured rotor speed, can be utilized to estimate the aerodynamic power or torque based on the turbine's power coefficient, and thereby the effective wind speeds. One of the most attractive torque balance methods is the so-called Immersion and Invariance (I&I) technique, introduced in Ortega *et al.* [6]. The reasons for this is due to 1) its ease of tuning; 2) its ability to take nonlinearity into account without linearization; and 3) satisfying field test results under different turbulence intensities [4].

Torque balance estimator can be seen as a type of Lur'e system [7] formed by a negative feedback interconnection of a linear estimator and a bounded nonlinearity of the power coefficient. In this context, a common restriction for such Lur'e type estimators is the lack of sufficient asymptotic stability conditions on the linear stable estimator such that the feedback interconnection is stable. Another challenge stems from the fact that these estimation approaches are usually implemented in discrete time, where time-delays may induce closed-loop instabilities [8]. In the work of Ortega *et al.* [6], the proof of global convergence of such torque balance estimator was provided. However, the derivation of such proof is rather cumbersome and, moreover, the presence of time-delays received little to no attention. This cannot be neglected as the wind speed estimator is usually applied in the digital systems, where the lack of available asymptotic stability conditions will limit their applications for real wind turbines.

The main contribution of this letter is fourfold. First, we show that the I&I wind speed estimator is equivalent to a torque balance estimator with a proportional correction term. Second, we present an alternative proof, with exactly the same assumptions and conditions, for the I&I wind speed estimator based on the the well-known circle criterion [7]. Third, we extend the proof by including time-delays in the proof. Fourth, we will show that the performance of the estimator can be improved by adding an integrator to the correction term. The proposed estimator is finally verified in several case studies.

The remainder of this letter is structured as follows: Section II describes the fundamental wind turbine dynamics that will be incorporated in the wind speed estimator. Section III formulates the estimation problem, followed by its solutions in

This research was supported in part by the Netherlands Organization for Scientific Research (NWO) via a VIDI grant 17512, and in part by the European Union via a Marie Skłodowska-Curie Action (Project EDOWE, grant 835901).

Yichao Liu, Atindriyo Kusumo Pamososuryo, Riccardo M.G. Ferrari and Jan-Willem van Wingerden are with the Delft Center for Systems and Control, Delft University of Technology, Mekelweg 2, 2628 CD Delft, the Netherlands (e-mail: {Y.Liu-17, A.K.Pamososuryo, R.Ferrari, J.W.vanWingerden}@tudelft.nl).

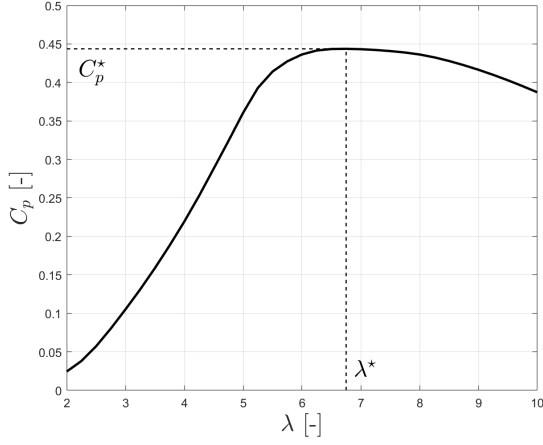


Fig. 1. Power coefficient for the 5MW wind turbine model [9] covering the operating region of interest.

IV, alternative proof and extensions. In Section V, case studies are then performed to illustrate the estimator performance and its global convergence properties for different stability conditions in the presence of time-delays. Finally, concluding remarks are presented in Section VI.

II. DEFINITION OF A WIND TURBINE MODEL

In this section the basic dynamics of a wind turbine is presented, which will be incorporated in the estimator. The aerodynamic power captured from the wind is given by:

$$P_w = \frac{1}{2} \rho A U^3 C_p(\lambda), \quad (1)$$

with ρ , A , U , and $C_p(\cdot)$, as the air density, rotor swept area, rotor effective wind speed, and power coefficient, respectively. Here, $C_p(\cdot)$ is a nonlinear function of the tip speed ratio defined as:

$$\lambda := \frac{\omega_r R}{U}, \quad (2)$$

where ω_r and R denote the rotor speed and rotor radius, respectively. Note that $C_p(\cdot)$ is typically presented also as a function of blade pitch angle in the literature, but, without loss of generality, we consider constant pitch angle throughout this work. It is also worth mentioning that the shape of the $C_p(\cdot)$ curve relies on the design of the turbine and can be obtained either from numerical simulations or experimental data.

As an example, for the National Renewable Energy Laboratory (NREL) 5 MW wind turbine model [9], the $C_p(\cdot)$ curve covering the operating region of interest is illustrated in Fig. 1. It is evident that for $\lambda \in [\lambda_{\min}, \lambda_{\max}]$, in which $\lambda_{\min} > 0$ and $\lambda_{\max} > 0$, C_p satisfies:

$$C_p(\lambda) > 0, \quad (3)$$

and there exists a constant λ^* which maps to the maximum power generation point at C_p^* . In other words, λ^* is defined as:

$$\lambda^* := \arg \max_{\lambda} C_p(\lambda). \quad (4)$$

For the wind turbine generator, its dynamics is given by:

$$J \dot{\omega}_g = T_r / N - T_g, \quad (5)$$

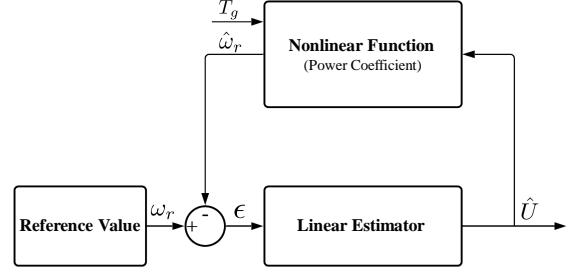


Fig. 2. Block diagram of a general torque balance estimator. It is formed by a negative feedback interconnection between the linear estimator and the power coefficient.

where J is a known parameter describing the equivalent inertia at the generator shaft obtained from the relation $J = J_g + J_r / N^2$. The symbols J_g and J_r are the inertia's of the generator and rotor while $N = \omega_g / \omega_r$ represents the gear ratio of the transmission with ω_g as the generator speed. T_g and T_r denote the generator and aerodynamic torque, in which the latter can be derived from (1) as follows:

$$T_r = \frac{P_w}{\omega_r} = \frac{\rho A U^3}{2 \omega_r} C_p(\lambda), \quad (6)$$

and leads to the following definition of the nonlinearity:

$$\Phi(\omega_r, U) := \frac{T_r}{N J} = \frac{\rho A U^3}{2 N J \omega_r} C_p(\lambda). \quad (7)$$

In this letter, the wind turbine satisfies the following assumption, under which wind speed estimation is possible:

Assumption 1. *The rotor speed is positive and lower bounded. That is, for all $t \geq 0$, there exists $\omega_r^{\min} > 0$, such that*

$$\omega_r(t) \geq \omega_r^{\min}. \quad (8)$$

For wind speed estimation, the well-known torque balance estimator usually employs a negative feedback interconnection between a linear estimator and a nonlinear function, namely the power coefficient. A general structure is presented in Fig. 2, where $\hat{\omega}_r$ and ϵ are the estimated rotor speed and the error between estimated and measured rotor speed, respectively. The linear estimator, which can be designed by using different estimation methods, e.g., Kalman filtering [2], aims to drive the error to zero, and thus, \hat{U} demonstrates an optimal estimate of U .

Ortega *et al.* [6] proposed an I&I torque balance estimator, which is defined as

$$\begin{cases} \dot{\hat{U}}^I = \gamma \left[\frac{T_g}{N J} - \frac{1}{N} \Phi(\omega_r, \hat{U}^I + \gamma \omega_r) \right] \\ \hat{U} = \hat{U}^I + \gamma \omega_r \end{cases}, \quad (9)$$

where $\gamma > 0$ is the proportional gain.

Remark 1. *The gear ratio of the transmission N is omitted in [6]. Without loss of generality, N is considered in this letter.*

III. PROBLEM STATEMENT

In this section, the following assumptions are made to formulate the wind speed estimation problem.

Assumption 2. $C_p : [\lambda_{\min}, \lambda_{\max}] \rightarrow \mathbb{R}_+$ is a known and smooth nonlinear function of class \mathcal{C}^n , that is its 0-th through n -th derivatives are continuous, where n is a non-negative integer. It satisfies (3) and

$$C_p' = \begin{cases} > 0 & \text{for } \lambda \in [\lambda_{\min}, \lambda^*) \\ = 0 & \text{for } \lambda = \lambda^* \\ < 0 & \text{for } \lambda \in (\lambda^*, \lambda_{\max}] \end{cases}, \quad (10)$$

in which $(\cdot)'$ represents differentiation.

Assumption 3. The rotor effective wind speed U is an unknown positive constant.

Remark 2. Assumption 3 follows Ortega et al.'s paper [6]. In practice, such a constant wind speed assumption can still approximately hold if the low amplitude oscillation noise in the measured signals can be filtered out, and the slowly-varying signals of the wind turbine, e.g., ω_r , are successfully tracked [10].

Assumption 4. T_g and ω_r are measurable, while $\omega_r : (0, \infty) \rightarrow (0, \infty)$ satisfies

$$\lim_{x \rightarrow \infty} \frac{\omega_r(bx)}{\omega_r(x)} = 1, \quad (11)$$

for all $b > 0$.

The wind speed estimation problem addressed in this letter is therefore as follows:

Problem 1. For a given wind turbine system in (1), (5) and its nonlinearity (7), find alternative global convergence proof such that the I&I estimator is capable of providing an asymptotically consistent and online estimate \hat{U} , and also opens up the extension to time-delayed and/or uncertain systems. That is, an estimate of U verifies

$$\lim_{t \rightarrow \infty} \hat{U}(t) = U. \quad (12)$$

IV. MAIN RESULTS

To derive the main results, the circle criterion [7], [11] is established as follows.

Theorem 1 (Circle criterion). Consider a negative feedback system formed of a linear system $G(s)$ and a static sector-bounded nonlinearity $\Phi(x)$, satisfying

$$k_1 x \leq \Phi(x) \leq k_2 x. \quad (13)$$

The closed-loop interconnection is stable if the Nyquist curve of $G(s)$ does not enter a circle with diameter $-1/k_1 \leq x \leq -1/k_2$ and the encirclement condition of the general Nyquist criterion is satisfied.

Proof. The proof with respect to the circle criterion can be found in nonlinear system literature, e.g., [7], [11]. Thus, it is omitted in this letter. \square

Proposition 1. Consider the wind turbine system in (1), (5) and its nonlinearity (7), the following form is an equivalence of (9)

$$\begin{cases} \dot{\hat{\omega}}_r = \frac{1}{N} \Phi(\omega_r, \hat{U}) - \frac{T_g}{NJ} \\ \hat{U} = \gamma(\omega_r - \hat{\omega}_r) \end{cases}. \quad (14)$$

Proof. The first equality can be readily derived from (5) and (7). Substituting both into (9), yields (14). \square

The theoretical framework (14) is very useful as the I&I estimator (9) is shown to be equivalent to a torque balance estimator with a proportional correction term. This will significantly simplify the global convergence proof of the estimator.

Corollary 1. Consider the theoretical framework for the wind speed estimator in (14). There exists a steady-state error ϵ in the estimation results.

Based on this framework, a Proportional Integral (PI) correction term is proposed in this letter, which results in an extension of (14) as

$$\begin{cases} \dot{\hat{\omega}}_r = \frac{1}{N} \Phi(\omega_r, \hat{U}) - \frac{T_g}{NJ} \\ \epsilon = \omega_r - \hat{\omega}_r \\ \hat{U} = \gamma\epsilon + \beta \int_0^t \epsilon(\tau) d\tau \end{cases}, \quad (15)$$

where β is the integral gain, t the present time, and τ the variable of integration. By adding the integrator, the extended formula (15) would be able to eliminate ϵ , while provide estimates of not only wind speed \hat{U} , but also the rotor speeds $\hat{\omega}_r$.

The overall structure of the proposed estimator with a PI correction term is presented in a block diagram with transfer functions, as shown in Fig. 3, where s is the Laplace operator. The time-delays in digital systems, denoted e^{-sT} , are explicitly considered. Thus, the proposed wind speed estimator with a PI correction term, denoted $G(s)$ in Fig. 3, can be rewritten as

$$G(s) = \frac{\gamma s + \beta}{s^2} e^{-sT}. \quad (16)$$

In addition, Fig. 3 actually shows a normalized form of the proposed estimator, with the aid of the scaling factor α . The value selected for α will be elaborated below.

Proposition 2. The nonlinearity $\Phi(\omega_r, U)$ defined in (7) increases monotonically with respect to the input argument U , if either of the following conditions holds.

Condition 1. The power coefficient satisfies

$$\frac{3}{\lambda} C_p(\lambda) > C_p'(\lambda), \quad (17)$$

for $\lambda \in (\lambda_0, \lambda^*]$, where $\lambda_0 \in (\lambda_{\min}, \lambda^*)$.

Condition 2. ω_r satisfies

$$\omega_r > \omega_r^{\lambda_0}, \quad (18)$$

with the definition of $\omega_r^{\lambda_0}$

$$\omega_r^{\lambda_0} := \frac{\lambda_0 U}{R}. \quad (19)$$

Proof. The first order derivative of (7) is:

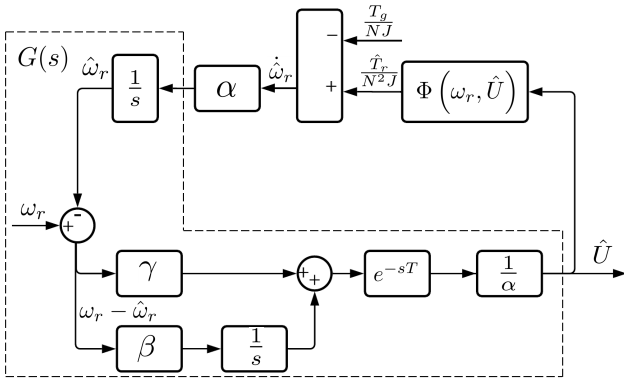


Fig. 3. Block diagram of the wind speed estimator in (15) for the time-delayed system, where $G(s)$ is a minimum realization of the proposed wind speed estimator with a proportional integral correction term. e^{-sT} denotes the time-delay. α represents the scaling factor to normalize $G(s)$.

$$\Phi'(\omega_r, U) = \frac{\partial \Phi(\omega_r, U)}{\partial U} = \frac{\rho A R U}{2 N J} \left(\frac{3}{\lambda} C_p(\lambda) - C_p'(\lambda) \right), \quad (20)$$

with the definition of the term $\kappa(\lambda)$

$$\kappa(\lambda) := \frac{3}{\lambda} C_p(\lambda) - C_p'(\lambda), \quad (21)$$

The monotonicity of $\Phi(\omega_r, U)$ relies on the sign of the term $\kappa(\lambda)$, as U is positive as assumed in Assumption 3. If $\kappa(\lambda) > 0$, it can thus be proved that $\Phi(\omega_r, U)$ monotonically increases.

Let us prove there exists $\lambda_0 < \lambda^*$, such that for $\lambda \in (\lambda_0, \lambda_{\max}]$, $\kappa(\lambda) > 0$. According to (10), it is concluded that $\kappa(\lambda) > 0$ for all $\lambda \in [\lambda^*, \lambda_{\max}]$. This lies in the fact that $\frac{3}{\lambda} C_p(\lambda) > 0$ for all λ and $C_p'(\lambda) < 0$ for $\lambda \geq \lambda^*$.

On the other hand, considering the continuity and $C_p'(\lambda^*) = 0$, there exists $\lambda_0 < \lambda^*$ such that $\kappa(\lambda) > 0$ for $\lambda \in (\lambda_0, \lambda^*]$.

Combine both arguments together, the first condition is proved. In the condition of (18), $\lambda > \lambda_0$ is satisfied according to (2) and (19), which completes the second condition proof. \square

For the 5MW wind turbine model considered in this letter, $\kappa(\lambda)$, $\frac{3}{\lambda} C_p(\lambda)$ and $C_p'(\lambda)$ with respect to λ are graphically illustrated in Fig. 4, where $\lambda_{\min} = 2$ and $\lambda_{\max} = 10$, respectively.

Proposition 3. The nonlinearity $\Phi(\omega_r, U)$ defined in (7) with respect to U satisfies the sector-bounded condition of the circle criterion in **Theorem 1**, that is,

$$k_1 U \leq \Phi(\omega_r, U) \leq k_2 U, \quad (22)$$

with the assumption that $0 < k_1 < k_2$.

Proof. First, note the fact that

$$\frac{\rho A}{2 N J} > 0, \quad (23)$$

with the conditions in (3) and (8), we have

$$k_1 \leq \frac{\rho A}{2 N J} \frac{U^2}{\omega_r} C_p(\omega_r, U) \leq k_2. \quad (24)$$

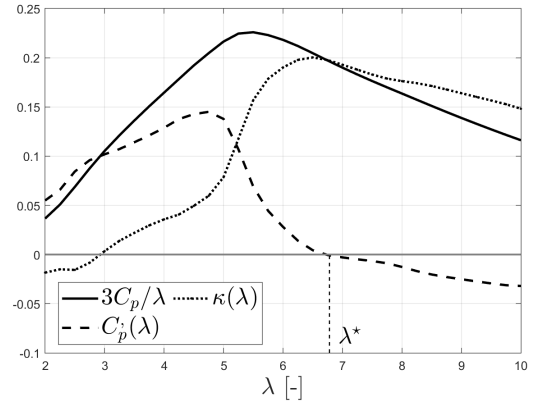


Fig. 4. Graphic illustration of $\kappa(\lambda)$, $\frac{3}{\lambda} C_p(\lambda)$ and $C_p'(\lambda)$ with respect to λ for the 5MW wind turbine.

As U satisfies **Assumption 3**, we conclude that

$$k_1 U \leq \frac{\rho A}{2 N J} \frac{U^3}{\omega_r} C_p(\omega_r, U) \leq k_2 U, \quad (25)$$

with the definition of $\Phi(\omega_r, U)$ in (7), completing the proof. \square

Now we are in position to illustrate the main results in this letter.

Theorem 2. Consider the wind speed estimator with a PI correction term in (15) and let us assume that either of **Condition 1** and **Condition 2** holds. A sufficient condition for the global convergence of this wind speed estimator is that the Nyquist curve of the linear system with time-delays $G(s)$ does not enter the circle with diameter $-1/k_1 \leq U \leq -1/k_2$.

Proof. The proof of this theorem is readily derived from the circle criterion in **Theorem 1** and **Proposition 2** and **3**. \square

The distance criterion can be used to formulate the same sufficient stability conditions as in **Theorem 2**.

Corollary 2. Let us consider the wind speed estimator with a PI correction in (15) and let us assume that either of **Condition 1** and **Condition 2** holds. If the following inequality is satisfied

$$\min |G(s) - C| > R, \quad (26)$$

then the Nyquist curve of $G(s)$ does not enter the circle with diameter $-1/k_1 \leq U \leq -1/k_2$, and, thus, the wind speed estimator is globally convergent.

In equation (26), it holds $C = \frac{-k_2 - k_1}{2k_1 k_2}$ and $R = \frac{k_2 - k_1}{2k_1 k_2}$; C and R represent the center and the radius of the circle with diameter $-1/k_1 \leq U \leq -1/k_2$, respectively. In this respect, (26) states that the minimum distance between $G(s)$ and C should be larger than R .

Remark 3. The scaling factor α is determined by placing the circle center C to $(-1, 0)$ in the Nyquist diagram. Thus, α is given by

$$\alpha = \frac{k_2 + k_1}{2k_1 k_2}. \quad (27)$$

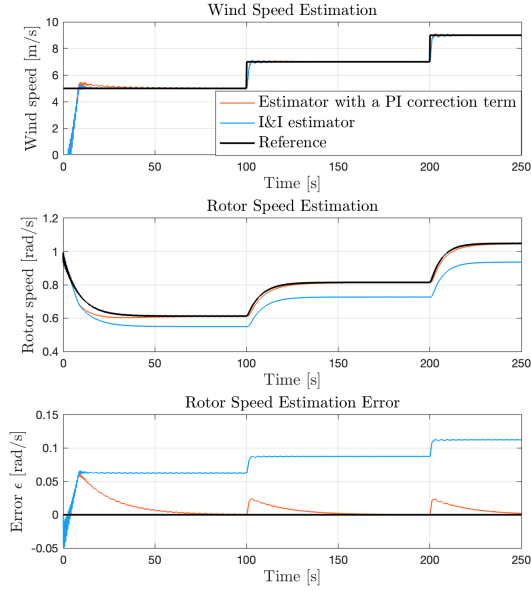


Fig. 5. Comparisons between the proposed wind speed estimator with a PI correction term and the original I&I estimator.

Based on the circle criterion, the global convergence of the proposed estimator with a PI correction term is proved, which opens up the inclusion of time-delays and/or uncertainties.

V. CASE STUDY

The main objective of this section is twofold. First, we demonstrate that the circle criterion is an alternative method to analyze its global convergence. In the case study, different PI gains and time-delays are considered for discussions. Second, the performance of the proposed wind speed estimator with a PI correction term is illustrated by means of a comparison to the original I&I estimator.

The wind turbine dynamics is simulated using NREL's Fatigue, Aerodynamics, Structures, and Turbulence (FAST) tool [12]. As the wind speed estimator is employed under closed-loop interconnection with control systems, the classical $K\omega_g^2$ torque controller [13], with K as a predetermined optimal gain, is implemented. In order to evaluate the performance of the estimators under non-constant wind speed, stepwise wind from 5 m/s to 9 m/s with 2 m/s step size is considered. Based on the model setup, the effectiveness of the wind speed estimator is demonstrated in the simulations.

First, the performance of the proposed wind speed estimator with a PI correction term and the original I&I estimator is illustrated in Fig. 5 for comparisons. The proportional gain γ and the delayed time T are set to 80 and 0.3s, respectively, for both of them, while the integral gain β is selected as 4 for the proposed estimator.

In comparison, the proposed estimator with PI correction term in general shows similar results as a the original I&I estimator for the considered uniform wind speed conditions. By adding the integrator into the correction term, it is clear that the steady-state error on the rotor speed estimation is reduced to zero, thus leading to an accurate estimate of the rotor speed, *i.e.*, $\hat{\omega}_r$. Therefore, not only the wind speed, but also the rotor

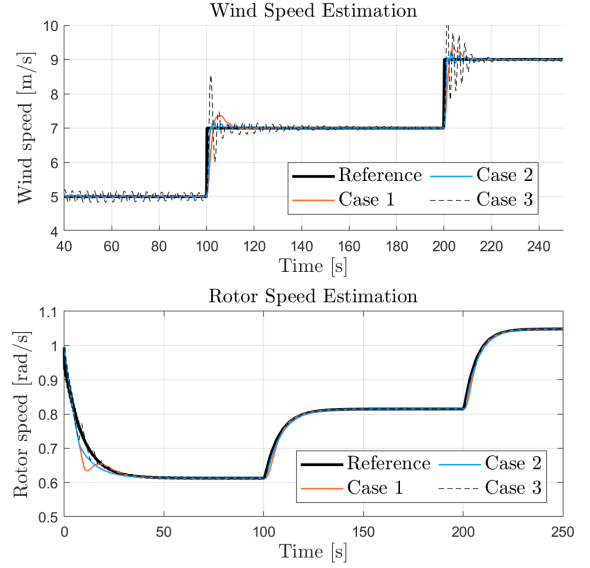


Fig. 6. Comparisons of the wind speed and rotor speed estimations between different gains under the stepwise wind condition.

speed can be estimated by the proposed estimator with an additional integrator correction term.

Second, the effect of the proportional and integral gains on the global convergence of the estimator is investigated in the following three cases: Case 1: $\gamma = 40$, $\beta = 10$, $T = 0.3$ s; Case 2: $\gamma = 100$, $\beta = 10$, $T = 0.3$ s; Case 3: $\gamma = 100$, $\beta = 200$, $T = 0.3$ s. The simulation results are depicted in Fig. 6. As anticipated, larger gain values speed up the convergence of the estimator, whereas it may induce the instability of the system. The wind speed estimator become unstable at the transition of different wind speed steps in Case 3. In particular, significant oscillations are observed in Case 3 at the wind speed of 5m/s. It is clear from Fig. 7 that the Nyquist curve of $G(s)$ in Case 1 does not enter the circle, which indicates its global convergence ability. However, for other two cases the stability is not guaranteed as indicated by the circle criterion. The sufficient stability conditions can be derived according to the proposed distance criterion in (26). In the case where $\gamma = 40$ and $T = 0.3$ s, $\beta < 14$ can be selected to satisfy the distance criterion, and thus achieve the globally convergent wind speed estimation.

Third, the global convergence of the estimator for different time-delayed systems is analyzed as below: Case 4: $\gamma = 40$, $\beta = 10$, $T = 0.3$ s; Case 5: $\gamma = 40$, $\beta = 10$, $T = 0.6$ s; Case 6: $\gamma = 40$, $\beta = 10$, $T = 2$ s. As seen in Figs. 8, a larger time-delay, *i.e.*, 2s in Case 6, induces significant oscillations of the estimator. The amplitude of the oscillations seems to grow up unboundedly. This is actually anticipated as the circle criterion presented in Fig. 9 implies that the estimator is unstable for such a time-delay. To achieve the global convergence for Case 6, gains or time-delays should be reduced to satisfy the circle criterion design. For instance, a lower time-delay, *i.e.*, $T < 31.4$ s, can be selected for Case 6 to achieve its global convergence according to (26).

In conclusion, the circle criterion is an effective alternative

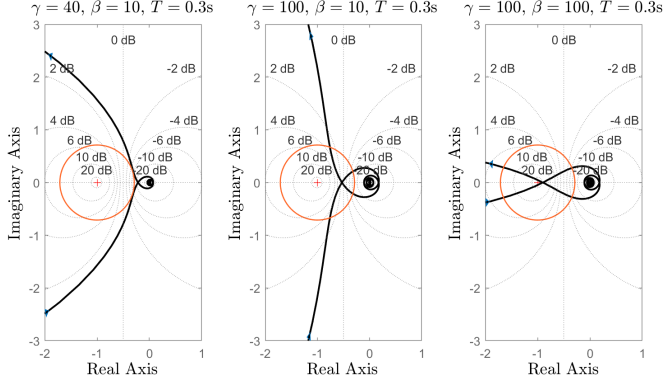


Fig. 7. Nyquist plot of $G(s)$ with different gains and the circle with diameter of $-1/k_1 \leq U \leq -1/k_2$, where k_1 and k_2 are 0.016 and 0.095.

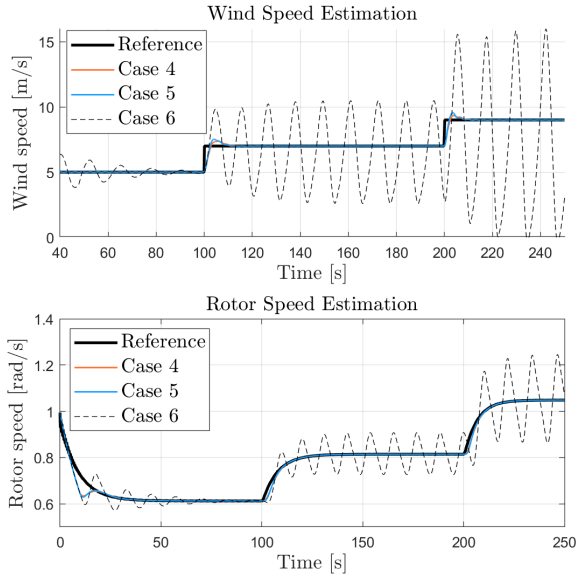


Fig. 8. Comparisons of the estimator with different time-delays under the stepwise wind condition.

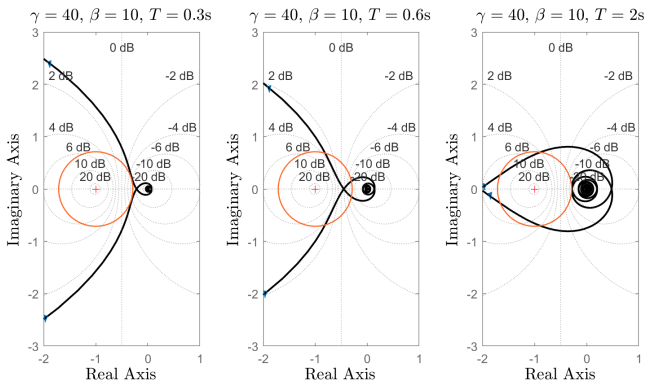


Fig. 9. Nyquist plot of $G(s)$ with different time-delays and the circle with diameter of $-1/k_1 \leq U \leq -1/k_2$, where k_1 and k_2 are 0.016 and 0.095.

method to achieve the global convergence of the estimator for time-delayed systems. In case the sufficient stability condition is satisfied, the wind speed estimator with a PI correction term shows good performance on both wind speed and rotor speed estimations.

VI. CONCLUSIONS

In this letter, we illustrate that the circle criterion can be used as an alternative global convergence proof to the Immersion and Invariance (I&I) estimator which also opens up the inclusion of time-delays and uncertainties. In detail, we show that the I&I estimator can be rewritten as an estimator with a proportional correction term. By looking at the theoretical framework from a new perspective, we propose to include an additional integrator to the correction term to improve the estimator performance. As the nonlinearity, appearing as a power coefficient, in the estimator can be sector bounded, the circle criterion is used to prove the global convergence of the estimator. Case studies show that the proposed wind speed estimator with a proportional integral correction term shows good performance on wind speed estimation. As the steady-state error is eliminated by the additional integrator correction term, the proposed estimator can also provide an accurate estimate of the rotor speed. Furthermore, simulation results demonstrate that the circle criterion is an alternative method to prove its global convergence. Based on this, the effects of the gains and time-delays on the global convergence of the estimator is analysed.

REFERENCES

- [1] J. Lee and F. Zhao, "Global wind statistics 2020," Global wind energy council, Report, 2020.
- [2] K. Z. Østergaard, P. Brath, and J. Stoustrup, "Estimation of effective wind speed," *Journal of Physics: Conference Series*, vol. 75, p. 012082, jul 2007.
- [3] Y. Liu, A. Kusumo Pamososuryo, R. Ferrari, T. Gybel Hovgaard, and J. W. van Wingerden, "Blade Effective Wind Speed Estimation: A Subspace Predictive Repetitive Estimator Approach," in *2021 European Control Conference (ECC)*, 2021.
- [4] M. N. Soltani, T. Knudsen, M. Svenstrup, R. Wisniewski, P. Brath, R. Ortega, and K. E. Johnson, "Estimation of rotor effective wind speed: A comparison," *IEEE Transactions on Control Systems Technology*, vol. 21, no. 4, pp. 1155–1167, 2013.
- [5] X. Ma, N. Poulsen, and H. Bindner, *Estimation of Wind Speed in Connection to a Wind Turbine*. Informatics and Mathematical Modelling, Technical University of Denmark, DTU, 1995.
- [6] R. Ortega, F. Mancilla-David, and F. Jaramillo, "A globally convergent wind speed estimator for wind turbine systems," *International Journal of Adaptive Control and Signal Processing*, vol. 27, no. 5, pp. 413–425, 2013.
- [7] H. Khalil, *Nonlinear Control, Global Edition*. Pearson Education Limited, 2015.
- [8] T. Lee and S. Dianat, "Stability of time-delay systems," *IEEE Transactions on Automatic Control*, vol. 26, no. 4, pp. 951–953, 1981.
- [9] J. Jonkman, S. Butterfield, W. Musial, and G. Scott, "Definition of a 5-mw reference wind turbine for offshore system development," 2 2009.
- [10] F. Mancilla-David and R. Ortega, "Adaptive passivity-based control for maximum power extraction of stand-alone windmill systems," *Control Engineering Practice*, vol. 20, no. 2, pp. 173–181, 2012.
- [11] K. J. Åström and R. M. Murray, *Feedback Systems: An Introduction for Scientists and Engineers*. Princeton University Press, 2020.
- [12] J. M. Jonkman and M. L. Buhl, "Fast user's guide," *SciTech Connect: FAST User's Guide*, 2005.
- [13] E. A. Bossanyi, "The design of closed loop controllers for wind turbines," *Wind Energy*, vol. 3, no. 3, pp. 149–163, 2000.