

# Membership-Mappings for Data Representation Learning

**Mohit Kumar**

MOHIT.KUMAR@UNI-ROSTOCK.DE

*Faculty of Computer Science and Electrical Engineering  
University of Rostock, Germany  
Software Competence Center Hagenberg GmbH  
A-4232 Hagenberg, Austria*

**Bernhard A. Moser**

BERNHARD.MOSER@SCCH.AT

*Software Competence Center Hagenberg GmbH  
A-4232 Hagenberg, Austria*

**Lukas Fischer**

LUKAS.FISCHER@SCCH.AT

*Software Competence Center Hagenberg GmbH  
A-4232 Hagenberg, Austria*

**Bernhard Freudenthaler**

BERNHARD.FREUDENTHALER@SCCH.AT

*Software Competence Center Hagenberg GmbH  
A-4232 Hagenberg, Austria*

## Abstract

This study introduces using measure theoretic basis the notion of *membership-mapping* for representing data points through attribute values (motivated by fuzzy theory). A property of the membership-mapping, that can be exploited for data representation learning, is of providing an interpolation on the given data points in the data space. The study outlines an analytical approach to the variational learning of a membership-mappings based data representation model. An alternative idea of deep autoencoder, referred to as *Bregman Divergence Based Conditionally Deep Autoencoder* (that consists of layers such that each layer learns data representation at certain abstraction level through a membership-mappings based autoencoder), is presented. Experiments are provided to demonstrate the competitive performance of the proposed framework in classifying high-dimensional feature vectors and in rendering robustness to the classification.

**Keywords:** Measure Theory, Membership Function, Variational Learning, Autoencoder.

## 1. Introduction

Deep neural networks have been successfully applied in a wide range of problems but their training requires a large amount of data. The issues concerning neural networks based parametric deep models include determining the optimal model structure, requirement of large training dataset, and iterative time-consuming nature of numerical learning algorithms. These issues have motivated the development of a nonparametric deep model Kumar and Freudenthaler (2020); Kumar et al. (2020); Kumar et al. (2021) that is learned analytically for representing data points. The study in Kumar and Freudenthaler (2020); Kumar et al. (2020); Kumar et al. (2021) introduces the concept of *fuzzy-mapping* which is about representing mappings through a fuzzy set with a membership function such that the dimension of membership function increases with an increasing data size. The main result of Kumar and Freudenthaler (2020); Kumar et al. (2020); Kumar et al. (2021)

is that a deep model formed via a composition of finite number of nonparametric fuzzy-mappings can be learned analytically and the analytical approach leads to a robust and computationally fast method of data representation learning.

A core issue in machine learning is rigorously accounting for the uncertainties. While probability theory is widely used to study uncertainties in machine learning, the applications of fuzzy theory in machine learning remain relatively unexplored. Both probability and fuzzy theory have been combined to design stochastic fuzzy systems (Kumar et al., 2010, 2011; Kumar et al., 2016) where the concept of variational Bayes borrowed from probability theory has been applied to infer fuzzy model parameters. For an analytical design and analysis of machine learning models, a pure fuzzy theoretic approach was introduced (Kumar et al., 2017) where fuzzy membership functions quantifying uncertainties are determined via variational optimization (Zhang et al., 2017).

Although the fuzzy based analytical learning approach to the learning of deep models (as suggested in (Kumar and Freudenthaler, 2020; Kumar et al., 2020; Kumar et al., 2021)) leads to the development of efficient and robust machine learning models, a formal conceptualization of the fuzzy theoretic analytical deep models is still not available. The motivation of this study is derived from the ambition of developing a framework (i.e. conceptualization, mathematical theory, learning solution, and practical algorithms for applications) for fuzzy theoretic analytical deep models while addressing the issues related to optimal choice of model structure, small sized training data, and iterative time-consuming nature of numerical learning algorithms. Thus, our aim here is to present a measure theoretic conceptualization of fuzzy based analytical deep models. The study has been divided into three parts:

**Measure Theoretic Conceptualization:** The study introduces using measure theoretic basis the concept of *membership-mappings*. The membership-mapping in this study has been referred to a measure theoretic conceptualization of the fuzzy-mapping (previously studied in (Kumar and Freudenthaler, 2020; Kumar et al., 2020; Kumar et al., 2021)). The membership-mappings allow a representation of data points through attribute values. This representation is motivated by fuzzy theory where the attributes are linguistic variables. A membership-mapping is characterized by a membership function that evaluates the degree-of-matching of data points to the attribute induced by a sequence of observations. The membership functions have been constrained to be satisfying the properties of a) nowhere vanishing, b) positive and bounded integrals, and c) consistency of induced probability measure. For a set of measurable functions, the membership function induces a probability measure (that is guaranteed by Kolmogorov extension theorem). Further, the expectations w.r.t. the defined probability measure can be calculated via simply computing a weighted average with membership function as the weighting function. As an example of membership-mapping, we focus on a Student-t like membership function giving rise to *Student-t membership-mapping*. An important property of the Student-t membership-mapping, that can be exploited for data representation learning, is of an interpolation on the given data points in the data space.

**Variational Learning of Membership-Mappings:** The membership-mappings, motivated by fuzzy theory, allows a representation of data points through attribute val-

ues. The learning problem is of identifying the unknown parameters of a considered membership-mappings based model. To derive the learning solution, this study presents the following approach:

1. All of the variables associated to the model are represented by means of a membership functions. For an illustration, a variable  $y \in \mathbf{Y}$  is represented by means of a membership function  $\mu_y : \mathbf{Y} \rightarrow [0, 1]$ , where the pair  $(\mathbf{Y}, \mu_y)$  constitutes a fuzzy set and  $\mu_y(\tilde{y})$  is interpreted as the degree to which a point  $\tilde{y} \in \mathbf{Y}$  matches an attribute induced by  $y \in \mathbf{Y}$ .
2. The model variables are determined via deriving analytically expressions for their membership functions based on variational optimization methodology.

**A Bregman Divergence Based Conditionally Deep Autoencoder:** The study suggests a *Bregman divergence based conditionally deep autoencoder* for data representation learning. The classical deep autoencoder consists of two symmetrical networks of multiple layers such that first network represents the encoding and second network represents the decoding. However, the conditionally deep autoencoder considered in this study is composed of layers such that each layer learns data representation at certain abstraction level through a membership-mapping autoencoder. As an application scenario of Bregman divergence based conditionally deep autoencoder, a multi-class classifier is presented that employs a parallel composition of conditionally deep autoencoders to learn data representation for each class.

## 2. Measure Theoretic Conceptualization of Membership-Mappings

### 2.1 Notations and Definitions

- Let  $n, N, p, M \in \mathbb{N}$ .
- Let  $\mathcal{B}(\mathbb{R}^N)$  denote the *Borel  $\sigma$ -algebra* on  $\mathbb{R}^N$ , and let  $\lambda^N$  denote the *Lebesgue measure* on  $\mathcal{B}(\mathbb{R}^N)$ .
- Let  $(\mathcal{X}, \mathcal{A}, \rho)$  be a probability space with unknown probability measure  $\rho$ .
- Let us denote by  $\mathcal{S}$  the set of finite samples of data points drawn i.i.d. from  $\rho$ , i.e.,

$$\mathcal{S} := \{(x^i \sim \rho)_{i=1}^N \mid N \in \mathbb{N}\}. \quad (1)$$

- For a sequence  $\mathbf{x} = (x^1, \dots, x^N) \in \mathcal{S}$ , let  $|\mathbf{x}|$  denote the cardinality i.e.  $|\mathbf{x}| = N$ .
- If  $\mathbf{x} = (x^1, \dots, x^N)$ ,  $\mathbf{a} = (a^1, \dots, a^M) \in \mathcal{S}$ , then  $\mathbf{x} \wedge \mathbf{a}$  denotes the concatenation of the sequences  $\mathbf{x}$  and  $\mathbf{a}$ , i.e.,  $\mathbf{x} \wedge \mathbf{a} = (x^1, \dots, x^N, a^1, \dots, a^M)$ .
- $\mathbb{F}(\mathcal{X})$  denotes the set of  $\mathcal{A}$ - $\mathcal{B}(\mathbb{R})$  measurable functions  $f : \mathcal{X} \rightarrow \mathbb{R}$ , i.e.,

$$\mathbb{F}(\mathcal{X}) := \{f : \mathcal{X} \rightarrow \mathbb{R} \mid f \text{ is } \mathcal{A}\text{-}\mathcal{B}(\mathbb{R}) \text{ measurable}\}. \quad (2)$$

- For convenience, the values of a function  $f \in \mathbb{F}(\mathcal{X})$  at points in the collection  $\mathbf{x} = (x^1, \dots, x^N)$  are represented as  $f(\mathbf{x}) = (f(x^1), \dots, f(x^N))$ .

- For a given  $x \in \mathcal{S}$  and  $A \in \mathcal{B}(\mathbb{R}^{|\mathcal{X}|})$ , the cylinder set  $\mathcal{T}_x(A)$  in  $\mathbb{F}(\mathcal{X})$  is defined as

$$\mathcal{T}_x(A) := \{f \in \mathbb{F}(\mathcal{X}) \mid f(x) \in A\}. \quad (3)$$

- Let  $\mathcal{T}$  be the family of cylinder sets defined as

$$\mathcal{T} := \left\{ \mathcal{T}_x(A) \mid A \in \mathcal{B}(\mathbb{R}^{|\mathcal{X}|}), x \in \mathcal{S} \right\}. \quad (4)$$

- Let  $\sigma(\mathcal{T})$  be the  $\sigma$ -algebra generated by  $\mathcal{T}$ .
- Given two  $\mathcal{B}(\mathbb{R}^N) - \mathcal{B}(\mathbb{R})$  measurable mappings,  $g : \mathbb{R}^N \rightarrow \mathbb{R}$  and  $\mu : \mathbb{R}^N \rightarrow \mathbb{R}$ , the weighted average of  $g(y)$  over all  $y \in \mathbb{R}^N$ , with  $\mu(y)$  as the weighting function, is computed as

$$\langle g \rangle_\mu := \frac{1}{\int_{\mathbb{R}^N} \mu(y) d\lambda^N(y)} \int_{\mathbb{R}^N} g(y)\mu(y) d\lambda^N(y). \quad (5)$$

## 2.2 Representation of Samples via Attribute Values

Let us consider a given observation  $x \in \mathcal{X}$ , a data point  $\tilde{x} \in \mathcal{X}$ , and a mapping  $\mathbf{A}_x(\tilde{x}) : \tilde{x} \mapsto \mathbf{A}_x(\tilde{x}) \in [0, 1]$  such that  $\mathbf{A}_x(\tilde{x})$  can be interpreted as evaluation of the degree to which the data point  $\tilde{x}$  matches a given attribute induced by the observation  $x$ .  $\mathbf{A}_x(\cdot)$  is called a membership function and is thought to be constructed based on the observed data  $x$ . This interpretation is motivated by Fuzzy Logics, where so-called linguistic variables represent attributes and the presumed degree to which an observation matches the attribute is called the membership value. In our approach we consider  $\mathbf{A}_{x,f}(\tilde{x}) = (\zeta_x \circ f)(\tilde{x})$  to be composed of two mappings  $f : \mathcal{X} \rightarrow \mathbb{R}$  and  $\zeta_x : \mathbb{R} \rightarrow [0, 1]$ .  $f \in \mathbb{F}(\mathcal{X})$  can be interpreted as physical measurement (e.g., temperature), and  $\zeta_x(f(\tilde{x}))$  as degree to which  $\tilde{x}$  matches the attribute under consideration, e.g. “hot” where e.g.  $x$  is a representative sample of “hot”.

Next, we extend this concept to sequences of data points in order to evaluate how much a sequence  $\tilde{x} = (\tilde{x}^1, \dots, \tilde{x}^N) \in \mathcal{S}$  matches to the attribute induced by observed sequence  $x = (x^1, \dots, x^N) \in \mathcal{S}$  w.r.t. the feature  $f$  via defining

$$\mathbf{A}_{x,f}(\tilde{x}) = (\zeta_x \circ f)(\tilde{x}) \quad (6)$$

$$= \zeta_x(f(\tilde{x}^1), \dots, f(\tilde{x}^N)), \quad (7)$$

where the membership functions  $\zeta_x : \mathbb{R}^{|\mathcal{X}|} \rightarrow [0, 1]$ ,  $x \in \mathcal{S}$ , satisfy the following properties:

**Nowhere Vanishing:**  $\zeta_x(y) > 0$  for all  $y \in \mathbb{R}^{|\mathcal{X}|}$ , i.e.,

$$\text{supp}[\zeta_x] = \mathbb{R}^{|\mathcal{X}|}. \quad (8)$$

**Positive and Bounded Integrals:** the functions  $\zeta_x$  are absolutely continuous and Lebesgue integrable over the whole domain such that for all  $x \in \mathcal{S}$  we have

$$0 < \int_{\mathbb{R}^{|\mathcal{X}|}} \zeta_x d\lambda^{|\mathcal{X}|} < \infty. \quad (9)$$

**Consistency of Induced Probability Measure:** the membership function induced probability measures  $\mathbb{P}_{\zeta_x}$ , defined on any  $A \in \mathcal{B}(\mathbb{R}^{|\mathbf{x}|})$ , as

$$\mathbb{P}_{\zeta_x}(A) := \frac{1}{\int_{\mathbb{R}^{|\mathbf{x}|}} \zeta_x \, d\lambda^{|\mathbf{x}|}} \int_A \zeta_x \, d\lambda^{|\mathbf{x}|} \quad (10)$$

are consistent in the sense that for all  $\mathbf{x}, \mathbf{a} \in \mathcal{S}$ :

$$\mathbb{P}_{\zeta_{\mathbf{x} \wedge \mathbf{a}}}(A \times \mathbb{R}^{|\mathbf{a}|}) = \mathbb{P}_{\zeta_x}(A). \quad (11)$$

For convenience, let us denote the collection of membership functions satisfying aforementioned assumptions by

$$\Theta := \{\zeta_x : \mathbb{R}^{|\mathbf{x}|} \rightarrow [0, 1] \mid (8), (9), (11), \mathbf{x} \in \mathcal{S}\}. \quad (12)$$

### 2.3 A Measure Space

**Result 1 (A Probability Measure on  $\mathbb{F}(\mathcal{X})$ )**  $(\mathbb{F}(\mathcal{X}), \sigma(\mathcal{T}), \mathbf{p})$  is a measure space and the probability measure  $\mathbf{p}$ , that was guaranteed by Kolmogorov extension theorem, is defined as

$$\mathbf{p}(\mathcal{T}_x(A)) := \mathbb{P}_{\zeta_x}(A) \quad (13)$$

where  $\zeta_x \in \Theta$ ,  $\mathbf{x} \in \mathcal{S}$ ,  $A \in \mathcal{B}(\mathbb{R}^{|\mathbf{x}|})$ , and  $\mathcal{T}_x(A) \in \mathcal{T}$ .

**Proof** Given a sequence of samples  $(x^i)_{i=1}^N$ , define  $S(N) := (x^1, \dots, x^N)$  i.e.  $S(N+1) = S(N) \wedge (x^{N+1})$ ,  $N \in \mathbb{N}$ . For each  $N \in \mathbb{N}$ , let  $\mathbb{P}_{\zeta_{S(N)}}$  be a probability measure induced by a membership function  $\zeta_{S(N)} \in \Theta$ . As per assumption (11), the measures,  $(\mathbb{P}_{\zeta_{S(N)}})_{N=1}^{\infty}$ , are consistent in the sense that  $\mathbb{P}_{\zeta_{S(N+1)}}(A \times \mathbb{R}) = \mathbb{P}_{\zeta_{S(N)}}(A)$ , for any  $A \in \mathcal{B}(\mathbb{R}^N)$  and  $N \in \mathbb{N}$ . Then Kolmogorov extension theorem guarantees the existence of a probability measure  $\mathbf{p}$  on  $\mathbb{R}^{\mathbb{N}}$  satisfying  $\mathbf{p}(A \times \mathbb{R}^{\mathbb{N}}) = \mathbb{P}_{\zeta_{S(N)}}(A)$ , for any  $A \in \mathcal{B}(\mathbb{R}^N)$ . It can be observed that  $\mathcal{T}$  forms an algebra of subsets of  $\mathbb{F}(\mathcal{X})$ . To see this, consider  $\mathbf{x} \in \mathcal{S}$ ,  $A \in \mathcal{B}(\mathbb{R}^{|\mathbf{x}|})$ ,  $\mathbf{a} \in \mathcal{S}$ , and  $B \in \mathcal{B}(\mathbb{R}^{|\mathbf{a}|})$ . Now, we have

$$\mathbb{F}(\mathcal{X}) = \mathcal{T}_x(\mathbb{R}^{|\mathbf{x}|}) \in \mathcal{T} \quad (14)$$

$$(\mathcal{T}_x(A))^c = \mathcal{T}_x(\mathbb{R}^{|\mathbf{x}|} \setminus A) \in \mathcal{T} \quad (15)$$

$$\mathcal{T}_x(A) \cap \mathcal{T}_a(B) = \mathcal{T}_{x \wedge a}(A \times B) \in \mathcal{T}. \quad (16)$$

Thus,  $\mathcal{T}$  is an algebra of subsets of  $\mathbb{F}(\mathcal{X})$ . Let  $\tilde{\mathbf{p}} : \mathcal{T} \rightarrow [0, 1]$  be a function defined as

$$\tilde{\mathbf{p}}(\mathcal{T}_x(A)) := \mathbb{P}_{\zeta_x}(A). \quad (17)$$

As  $\zeta_x \in \Theta$ , (11) holds, and therefore (17) uniquely defines  $\tilde{\mathbf{p}}$  over  $\mathcal{T}$  without depending on the special representation of cylinder set  $\mathcal{T}_x(A)$ . It follows from (17) that  $\tilde{\mathbf{p}}$  is a  $\sigma$ -finite *pre-measure* (i.e.  $\sigma$ -additive) on algebra  $\mathcal{T}$  of cylinder sets. Thus, according to *Carathéodory's extension theorem*,  $\tilde{\mathbf{p}}$  can be extended in a unique way to a measure  $\mathbf{p} : \sigma(\mathcal{T}) \rightarrow \mathbb{R}_{\geq 0}$  on the  $\sigma$ -algebra generated by  $\mathcal{T}$ . Hence,  $(\mathbb{F}(\mathcal{X}), \sigma(\mathcal{T}), \mathbf{p})$  is measure space and a probabilistic measure  $\mathbf{p}$ , for a set  $\mathcal{T}_x(A) \in \mathcal{T}$ , is defined as in (13).  $\blacksquare$

**Result 2 (Expectations Over  $\mathbb{F}(\mathcal{X})$ )** For a given  $\mathcal{B}(\mathbb{R}^{|\mathcal{X}|}) - \mathcal{B}(\mathbb{R})$  measurable mapping  $g : \mathbb{R}^{|\mathcal{X}|} \rightarrow \mathbb{R}$ , expectation of  $(g \circ f)(\mathbf{x})$  over  $f \in \mathbb{F}(\mathcal{X})$  w.r.t. probability measure  $\mathbf{p}$  is given as

$$\mathbb{E}_{\mathbf{p}}[(g \circ \cdot)(\mathbf{x})] = \langle g \rangle_{\zeta_{\mathbf{x}}}. \quad (18)$$

**Proof** Given  $\mathbf{x} \in \mathcal{S}$ , define a projection from  $\mathbb{F}(\mathcal{X})$  to  $\mathbb{R}^{|\mathcal{X}|}$  as

$$\Pi_{\mathbf{x}}(f) := f(\mathbf{x}) \quad (19)$$

where  $f \in \mathbb{F}(\mathcal{X})$ . For any  $A \in \mathcal{B}(\mathbb{R}^{|\mathcal{X}|})$ ,

$$\Pi_{\mathbf{x}}^{-1}(A) = \mathcal{T}_{\mathbf{x}}(A). \quad (20)$$

It follows from (13) and (20) that

$$\mathbb{P}_{\zeta_{\mathbf{x}}} = \mathbf{p} \circ \Pi_{\mathbf{x}}^{-1}. \quad (21)$$

For a  $\mathcal{B}(\mathbb{R}^{|\mathcal{X}|}) - \mathcal{B}(\mathbb{R})$  measurable mapping  $g : \mathbb{R}^{|\mathcal{X}|} \rightarrow \mathbb{R}$ , the average value of  $g(f(\mathbf{x}))$  over all real valued functions  $f \in \mathbb{F}(\mathcal{X})$  can be calculated via taking expectation of  $g(\Pi_{\mathbf{x}}(f))$  w.r.t. probabilistic measure  $\mathbf{p}$ . That is,

$$\mathbb{E}_{\mathbf{p}} [g(f(\mathbf{x}))] = \mathbb{E}_{\mathbf{p}} [g(\Pi_{\mathbf{x}}(f))] \quad (22)$$

$$= \int_{\mathbb{F}(\mathcal{X})} g \circ \Pi_{\mathbf{x}} \, d\mathbf{p} \quad (23)$$

$$= \int_{\mathbb{R}^{|\mathcal{X}|}} g \, d\mathbb{P}_{\zeta_{\mathbf{x}}} \quad (24)$$

$$= \mathbb{E}_{\mathbb{P}_{\zeta_{\mathbf{x}}}} [g]. \quad (25)$$

The weighted average of  $g(y)$  over all  $y \in \mathbb{R}^{|\mathcal{X}|}$  with  $\zeta_{\mathbf{x}}(y)$  as the weighting function is given as

$$\langle g \rangle_{\zeta_{\mathbf{x}}} := \frac{1}{\int_{\mathbb{R}^{|\mathcal{X}|}} \zeta_{\mathbf{x}}(y) \, d\lambda^{|\mathcal{X}|}(y)} \int_{\mathbb{R}^{|\mathcal{X}|}} g(y) \zeta_{\mathbf{x}}(y) \, d\lambda^{|\mathcal{X}|}(y). \quad (26)$$

Hence, equality (18) follows immediately. ■

The significance of equality (18) is to allow calculating averages over all real valued functions belonging to  $\mathbb{F}(\mathcal{X})$  via simply computing a weighted average.

### 3. Student-t Membership-Mapping

**Definition 1 (Student-t Membership-Mapping)** A Student-t membership-mapping,  $\mathcal{F} \in \mathbb{F}(\mathcal{X})$ , is a mapping with input space  $\mathcal{X} = \mathbb{R}^n$  and a membership function  $\zeta_{\mathbf{x}} \in \Theta$  that is Student-t like:

$$\zeta_{\mathbf{x}}(y) = \left( 1 + 1/(\nu - 2) (y - \mathbf{m}_y)^T K_{\mathbf{xx}}^{-1} (y - \mathbf{m}_y) \right)^{-\frac{\nu+|\mathcal{X}|}{2}} \quad (27)$$

where  $\mathbf{x} \in \mathcal{S}$ ,  $\mathbf{y} \in \mathbb{R}^{|\mathbf{x}|}$ ,  $\nu \in \mathbb{R}_+ \setminus [0, 2]$  is the degrees of freedom,  $\mathbf{m}_y \in \mathbb{R}^{|\mathbf{x}|}$  is the mean vector, and  $K_{\mathbf{xx}} \in \mathbb{R}^{|\mathbf{x}| \times |\mathbf{x}|}$  is the covariance matrix with its  $(i, j)$ -th element given as

$$(K_{\mathbf{xx}})_{i,j} = kr(x^i, x^j) \quad (28)$$

where  $kr : \mathbb{R}^n \times \mathbb{R}^n \rightarrow \mathbb{R}$  is a positive definite kernel function defined as

$$kr(x^i, x^j) = \sigma^2 \exp \left( -0.5 \sum_{k=1}^n w_k |x_k^i - x_k^j|^2 \right) \quad (29)$$

where  $x_k^i$  is the  $k$ -th element of  $x^i$ ,  $\sigma^2$  is the variance parameter, and  $w = (w_1, \dots, w_n)$  with  $w_k \geq 0$ .

**Result 3** Membership function as defined in (27) satisfies the consistency condition (11)

**Proof** It follows from (27) that

$$\int_{\mathbb{R}^{|\mathbf{x}|}} \zeta_{\mathbf{x}}(\mathbf{y}) \, d\lambda^{|\mathbf{x}|}(\mathbf{y}) = \frac{\Gamma(\nu/2)}{\Gamma((\nu + |\mathbf{x}|)/2)} (\pi)^{|\mathbf{x}|/2} (\nu)^{|\mathbf{x}|/2} \left( \frac{\nu - 2}{\nu} \right)^{1/2} |K_{\mathbf{xx}}|^{1/2}, \quad (30)$$

$$\frac{\zeta_{\mathbf{x}}(\mathbf{y})}{\int_{\mathbb{R}^{|\mathbf{x}|}} \zeta_{\mathbf{x}}(\mathbf{y}) \, d\lambda^{|\mathbf{x}|}(\mathbf{y})} = p_{\mathbf{y}}(\mathbf{y}; \mathbf{m}_y, K_{\mathbf{xx}}, \nu), \quad (31)$$

where  $p_{\mathbf{y}}(\mathbf{y}; \mathbf{m}_y, K_{\mathbf{xx}}, \nu)$  is the density function of multivariate  $t$ -distribution with mean  $\mathbf{m}_y$ , covariance  $K_{\mathbf{xx}}$  (and scale matrix as equal to  $((\nu - 2)/\nu)K_{\mathbf{xx}}$ ), and degrees of freedom  $\nu$ . Further, we have

$$\frac{\zeta_{\mathbf{x} \wedge \mathbf{a}}((\mathbf{y}, \mathbf{u}))}{\int_{\mathbb{R}^{|\mathbf{x}|+|\mathbf{a}|}} \zeta_{\mathbf{x} \wedge \mathbf{a}}((\mathbf{y}, \mathbf{u})) \, d\lambda^{|\mathbf{x}|+|\mathbf{a}|}((\mathbf{y}, \mathbf{u}))} = p_{(\mathbf{y}, \mathbf{u})} \left( (\mathbf{y}, \mathbf{u}); (\mathbf{m}_y, \mathbf{m}_u), \begin{bmatrix} K_{\mathbf{xx}} & K_{\mathbf{xa}} \\ K_{\mathbf{ax}} & K_{\mathbf{aa}} \end{bmatrix}, \nu \right).$$

As the marginal distributions of multivariate  $t$ -distribution are also  $t$ -distributions (Nadarajah and Kotz, 2005) i.e.

$$\int_{\mathbb{R}^{|\mathbf{a}|}} p_{(\mathbf{y}, \mathbf{u})} \left( (\mathbf{y}, \mathbf{u}); (\mathbf{m}_y, \mathbf{m}_u), \begin{bmatrix} K_{\mathbf{xx}} & K_{\mathbf{xa}} \\ K_{\mathbf{ax}} & K_{\mathbf{aa}} \end{bmatrix}, \nu \right) \, d\lambda^{|\mathbf{a}|}(\mathbf{u}) = p_{\mathbf{y}}(\mathbf{y}; \mathbf{m}_y, K_{\mathbf{xx}}, \nu), \quad (32)$$

we have

$$\frac{\int_{\mathbb{R}^{|\mathbf{a}|}} \zeta_{\mathbf{x} \wedge \mathbf{a}}((\mathbf{y}, \mathbf{u})) \, d\lambda^{|\mathbf{a}|}(\mathbf{u})}{\int_{\mathbb{R}^{|\mathbf{x}|+|\mathbf{a}|}} \zeta_{\mathbf{x} \wedge \mathbf{a}}((\mathbf{y}, \mathbf{u})) \, d\lambda^{|\mathbf{x}|+|\mathbf{a}|}((\mathbf{y}, \mathbf{u}))} = \frac{\zeta_{\mathbf{x}}(\mathbf{y})}{\int_{\mathbb{R}^{|\mathbf{x}|}} \zeta_{\mathbf{x}}(\mathbf{y}) \, d\lambda^{|\mathbf{x}|}(\mathbf{y})}. \quad (33)$$

For any  $A \in \mathcal{B}(\mathbb{R}^{|\mathbf{x}|})$ ,

$$\frac{\int_{A \times \mathbb{R}^{|\mathbf{a}|}} \zeta_{\mathbf{x} \wedge \mathbf{a}}((\mathbf{y}, \mathbf{u})) \, d\lambda^{|\mathbf{x}|+|\mathbf{a}|}((\mathbf{y}, \mathbf{u}))}{\int_{\mathbb{R}^{|\mathbf{x}|+|\mathbf{a}|}} \zeta_{\mathbf{x} \wedge \mathbf{a}}((\mathbf{y}, \mathbf{u})) \, d\lambda^{|\mathbf{x}|+|\mathbf{a}|}((\mathbf{y}, \mathbf{u}))} = \frac{\int_A \zeta_{\mathbf{x}}(\mathbf{y}) \, d\lambda^{|\mathbf{x}|}(\mathbf{y})}{\int_{\mathbb{R}^{|\mathbf{x}|}} \zeta_{\mathbf{x}}(\mathbf{y}) \, d\lambda^{|\mathbf{x}|}(\mathbf{y})}. \quad (34)$$

Thus, (11) is satisfied. ■

**Remark 2 (Membership-Mapping as *Fuzzy-Mapping*)** Assuming that there exists of a fuzzy subset of  $\mathbb{R}^{|\mathbf{x}|}$  with its membership function as  $\zeta_{\mathbf{x}}$ , the membership-mapping as per the terminology of (Kumar and Freudenthaler, 2020; Kumar et al., 2020) is a fuzzy-mapping.

**Remark 3 (The Effect of Degree of freedom  $\nu$ )** Fig. 1 shows the effect of degree of freedom  $\nu$  on the logarithmic membership value (i.e.  $\log(\zeta_{\mathbf{x}}(\mathbf{y}))$ ) associated to a Student-t membership-mapping. A higher value of  $\nu$  leads to an increased spread of the membership function. Thus, a relatively lower value of  $\nu$  could alleviate the effect of outliers on the spread of membership function.

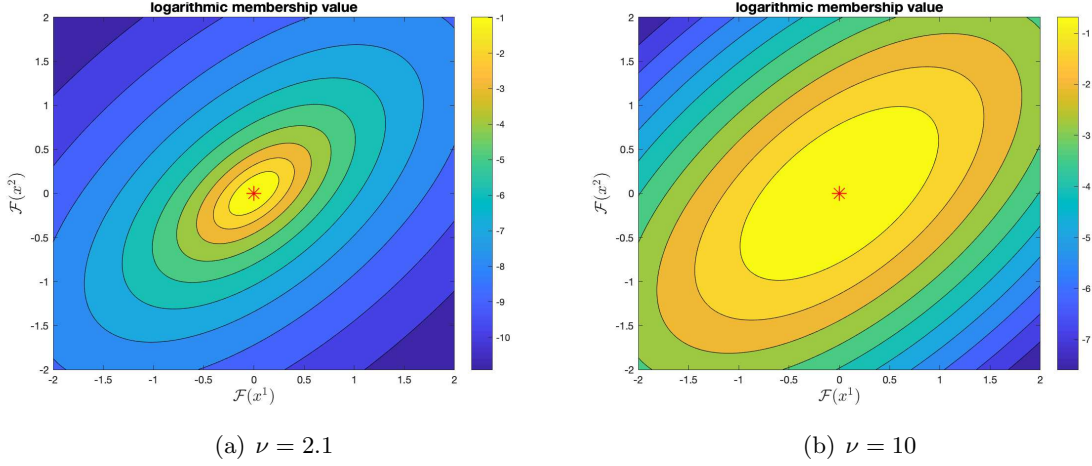


Figure 1: The effect of degree of freedom  $\nu$  on the logarithmic membership value (i.e.  $\log(\zeta_{\mathbf{x}}(\mathbf{y}))$ ) associated to a Student-t membership-mapping is illustrated. A mapping  $\mathcal{F} \in \mathbb{F}(\mathbb{R})$ , for a given set of two input samples ( $x^1 = -1$  and  $x^2 = 1$ ), is considered with  $\mathbf{m}_y = [0 \ 0]^T$ ,  $\sigma^2 = 1$ ,  $w_1 = 0.25$ , and taking two different values of  $\nu$ . The figure displays the logarithmic membership value using a color map where the mean point  $\mathbf{m}_y$  has been marked as \*.

### 3.1 Interpolation by Student-t Membership-Mapping

Let  $\mathcal{F} \in \mathbb{F}(\mathbb{R}^n)$  be a zero-mean Student-t membership-mapping. Let  $\mathbf{x} = \{x^i \in \mathbb{R}^n \mid i \in \{1, \dots, N\}\}$  be a given set of input points. The corresponding mapping outputs, represented by the vector  $\mathbf{f} := (\mathcal{F}(x^1), \dots, \mathcal{F}(x^N))$ , follow

$$\zeta_{\mathbf{x}}(\mathbf{f}) = \left(1 + (1/(\nu - 2))\mathbf{f}^T K_{\mathbf{xx}}^{-1}\mathbf{f}\right)^{-\frac{\nu+N}{2}}. \quad (35)$$

Let  $\mathbf{a} = \{a^m \mid a^m \in \mathbb{R}^n, m \in \{1, \dots, M\}\}$  be the set of auxiliary inducing points. The mapping outputs corresponding to auxiliary inducing inputs, represented by the vector  $\mathbf{u} := (\mathcal{F}(a^1), \dots, \mathcal{F}(a^M))$ , follow

$$\zeta_{\mathbf{a}}(\mathbf{u}) = \left(1 + (1/(\nu - 2))\mathbf{u}^T K_{\mathbf{aa}}^{-1}\mathbf{u}\right)^{-\frac{\nu+M}{2}} \quad (36)$$



where  $K_{aa} \in \mathbb{R}^{M \times M}$  is positive definite matrix with its  $(i, j)$ -th element given as

$$(K_{aa})_{i,j} = kr(a^i, a^j) \quad (37)$$

where  $kr : \mathbb{R}^n \times \mathbb{R}^n \rightarrow \mathbb{R}$  is a positive definite kernel function defined as in (29). Similarly, the combined mapping outputs  $(f, u)$  follow

$$\zeta_{x \wedge a}((f, u)) = \left( 1 + \frac{1}{\nu - 2} \left( \begin{bmatrix} f \\ u \end{bmatrix} \right)^T \begin{bmatrix} K_{xx} & K_{xa} \\ K_{ax} & K_{aa} \end{bmatrix}^{-1} \begin{bmatrix} f \\ u \end{bmatrix} \right)^{-\frac{\nu+N+M}{2}}. \quad (38)$$

It can be verified using a standard result regarding the inverse of a partitioned symmetric matrix that

$$\frac{\zeta_{x \wedge a}((f, u))}{|\zeta_a(u)|^{(\nu+N+M)/(\nu+M)}} = \left( 1 + \frac{(f - \bar{m}_f)^T \left( \frac{\nu+(u)^T(K_{aa})^{-1}u-2}{\nu+M-2} \bar{K}_{xx} \right)^{-1} (f - \bar{m}_f)}{\nu + M - 2} \right)^{-\frac{\nu+M+N}{2}}, \quad (39)$$

$$\bar{m}_f = K_{xa}(K_{aa})^{-1}u \quad (40)$$

$$\bar{K}_{xx} = K_{xx} - K_{xa}(K_{aa})^{-1}K_{xa}^T. \quad (41)$$

The expression on the right hand side of equality (39) define a Student-t membership function with the mean  $\bar{m}_f$ . It is observed from (40) that  $\bar{m}_f$  is an interpolation on the elements of  $u$  based on the closeness of points in  $x$  with that of  $a$ . Hence,  $f$ , based upon the interpolation on elements of  $u$ , could be represented by means of a membership function,  $\mu_{f;u} : \mathbb{R}^N \rightarrow [0, 1]$ , defined as r.h.s. of (39):

$$\mu_{f;u}(\tilde{f}) := \left( 1 + \frac{(\tilde{f} - \bar{m}_f)^T \left( \frac{\nu+(u)^T(K_{aa})^{-1}u-2}{\nu+M-2} \bar{K}_{xx} \right)^{-1} (\tilde{f} - \bar{m}_f)}{\nu + M - 2} \right)^{-\frac{\nu+M+N}{2}}. \quad (42)$$

Here, the pair  $(\mathbb{R}^N, \mu_{f;u})$  constitutes a fuzzy set and  $\mu_{f;u}(\tilde{f})$  is interpreted as the degree to which  $\tilde{f}$  matches an attribute induced by  $f$  for a given  $u$ .

## 3.2 Variational Learning of Membership-Mappings

### 3.2.1 A MODELING SCENARIO

Given a dataset  $\{(x^i, y^i) \mid x^i \in \mathbb{R}^n, y^i \in \mathbb{R}^p, i \in \{1, \dots, N\}\}$ , it is assumed that there exist zero-mean Student-t membership-mappings  $\mathcal{F}_1, \dots, \mathcal{F}_p \in \mathbb{F}(\mathbb{R}^n)$  such that

$$y^i \approx [\mathcal{F}_1(x^i) \cdots \mathcal{F}_p(x^i)]^T. \quad (43)$$

### 3.2.2 DISTURBANCES AND AUXILIARY INDUCING POINTS

For  $j \in \{1, 2, \dots, p\}$ , define

$$y_j = [y_j^1 \cdots y_j^N]^T \in \mathbb{R}^N \quad (44)$$

$$f_j = [\mathcal{F}_j(x^1) \cdots \mathcal{F}_j(x^N)]^T \in \mathbb{R}^N \quad (45)$$

where  $y_j^i$  denotes the  $j$ -th element of  $y^i$ . The vectors  $y_j$  and  $f_j$  will be subsequently referred to as *data* and *output* of membership-mappings, respectively. The difference between data and membership-mappings' outputs will be referred to as *disturbance* and denoted by  $v_j$ , i.e.,

$$v_j = y_j - f_j. \quad (46)$$

A set of auxiliary inducing points,  $\mathbf{a} = \{a^m \in \mathbb{R}^n \mid m \in \{1, \dots, M\}\}$ , is introduced. The membership-mappings' output values at auxiliary inducing input points are collected in a vector defined as

$$\mathbf{u}_j = [\mathcal{F}_j(a^1) \cdots \mathcal{F}_j(a^M)]^T \in \mathbb{R}^M. \quad (47)$$

### 3.2.3 MEMBERSHIP FUNCTIONAL REPRESENTATION APPROACH

**Definition 4 (Membership Functional Representation of Variables)** *A variable  $y \in \mathbf{Y}$  is represented by means of a membership function  $\mu_y : \mathbf{Y} \rightarrow [0, 1]$ , where the pair  $(\mathbf{Y}, \mu_y)$  constitutes a fuzzy set and  $\mu_y(\tilde{y})$  is interpreted as the degree to which a point  $\tilde{y} \in \mathbf{Y}$  matches an attribute induced by  $y \in \mathbf{Y}$ .*

- To represent a variable  $x \in \mathbb{R}^n$ , a Gaussian membership function,  $\mu_x : \mathbb{R}^n \rightarrow [0, 1]$  could be considered:

$$\mu_x(\tilde{x}) = \exp(-0.5(\tilde{x} - m_x)^T K_x^{-1}(\tilde{x} - m_x)) \quad (48)$$

where  $m_x \in \mathbb{R}^n$  is the mean vector and  $K_x \in \mathbb{R}^{n \times n}$  is a positive definite matrix referred to as covariance matrix.

- To represent a positive scalar  $\tau > 0$ , a Gamma like membership function,  $\mu_\tau : \mathbb{R}_{>0} \rightarrow [0, 1]$ , could be considered:

$$\mu_\tau(\tilde{\tau}) = (b_\tau / (a_\tau - 1))^{a_\tau - 1} \exp(a_\tau - 1)(\tilde{\tau})^{a_\tau - 1} \exp(-b_\tau \tilde{\tau}) \quad (49)$$

where  $a_\tau \geq 1$  and  $b_\tau > 0$ .

- Another form of Gamma like membership function for representing a positive scalar  $z > 0$ ,  $\mu_z : \mathbb{R}_{>0} \rightarrow [0, 1]$ , could be as

$$\mu_z(\tilde{z}) = (s)^r \exp(r)(\tilde{z})^r \exp(-rs\tilde{z}) \quad (50)$$

where  $r \geq 0$  and  $s > 0$ .

**Definition 5 (Representation of input variable  $x^i$ )**  *$x^i$  is represented by means of a Gaussian membership function,  $\mu_{x^i} : \mathbb{R}^n \rightarrow [0, 1]$ , as*

$$\mu_{x^i}(\tilde{x}^i) = \exp(-0.5(1/\sigma_x^2)\|\tilde{x}^i - x^i\|^2) \quad (51)$$

where  $\sigma_x^2 I_n$  is the covariance matrix.

**Definition 6 (Disturbance-Model)** *Disturbance vector  $v_j$  is represented by means of a zero-mean Gaussian membership function with scaled precision,  $\mu_{v_j} : \mathbb{R}^N \rightarrow [0, 1]$ , as*

$$\mu_{v_j}(\tilde{v}_j) = \exp(-0.5\tau z \|\tilde{v}_j\|^2) \quad (52)$$

where  $\tau > 0$  is the precision which is scaled by a factor  $z > 0$ . The precision  $\tau$  is represented by means of a Gamma membership function,  $\mu_\tau : \mathbb{R}_{>0} \rightarrow [0, 1]$ , as

$$\mu_\tau(\tilde{\tau}) = (b_\tau/(a_\tau - 1))^{a_\tau - 1} \exp(a_\tau - 1)(\tilde{\tau})^{a_\tau - 1} \exp(-b_\tau \tilde{\tau}) \quad (53)$$

where  $a_\tau \geq 1$  and  $b_\tau > 0$ . The scaling factor  $z$  is represented by means of a Gamma membership function,  $\mu_z : \mathbb{R}_{>0} \rightarrow [0, 1]$ , as

$$\mu_z(\tilde{z}) = (s)^r \exp(r)(\tilde{z})^r \exp(-rs\tilde{z}). \quad (54)$$

Here,  $r > 0$  and  $s > 0$  are represented by means of Gamma membership functions,  $\mu_r : \mathbb{R}_{>0} \rightarrow [0, 1]$  and  $\mu_s : \mathbb{R}_{>0} \rightarrow [0, 1]$  respectively, as

$$\mu_r(\tilde{r}) = (b_r/(a_r - 1))^{a_r - 1} \exp(a_r - 1)(\tilde{r})^{a_r - 1} \exp(-b_r \tilde{r}) \quad (55)$$

$$\mu_s(\tilde{s}) = (b_s/(a_s - 1))^{a_s - 1} \exp(a_s - 1)(\tilde{s})^{a_s - 1} \exp(-b_s \tilde{s}) \quad (56)$$

where  $a_r, a_s \geq 1$  and  $b_r, b_s > 0$ .

**Remark 7 (Disturbance Model Precision)** *It follows from (52) that precision matrix (the inverse of spread matrix) associated to membership function  $\mu_{v_j}$  is given as*

$$H_{v_j} = \tau z I_N. \quad (57)$$

where  $I_N$  is the identity matrix of size  $N$ .

**Definition 8 (Representation of Data  $y_j$  for Given Mappings Output  $f_j$ )** *Since  $y_j = f_j + v_j$ , it follows from (52) that  $y_j$ , for given  $f_j$ , is represented by means of a membership function,  $\mu_{y_j;f_j} : \mathbb{R}^N \rightarrow [0, 1]$ , as*

$$\mu_{y_j;f_j}(\tilde{y}_j) = \exp(-0.5\tau z \|\tilde{y}_j - f_j\|^2). \quad (58)$$

**Definition 9 (Representation of Mappings Output  $f_j$  Based on Interpolation)**  *$f_j$ , based upon an interpolation on the auxiliary-outputs  $u_j$ , is represented by means of a membership function,  $\mu_{f_j;u_j} : \mathbb{R}^N \rightarrow [0, 1]$ , as*

$$\mu_{f_j;u_j}(\tilde{f}_j) = \left( 1 + \frac{1}{\nu + M - 2} (\tilde{f}_j - \bar{m}_{f_j})^T \left( \frac{\nu + (u_j)^T (K_{aa})^{-1} u_j - 2 \bar{K}_{xx}}{\nu + M - 2} \bar{K}_{xx} \right)^{-1} (\tilde{f}_j - \bar{m}_{f_j}) \right)^{-\frac{\nu + M + N}{2}} \quad (59)$$

$$\bar{m}_{f_j} = K_{xa} (K_{aa})^{-1} u_j \quad (60)$$

$$\bar{K}_{xx} = K_{xx} - K_{xa} (K_{aa})^{-1} K_{xa}^T. \quad (61)$$

**Definition 10 (Representation of Data  $y_j$  for Fixed Auxiliary-Outputs  $u_j$ )**  $y_j$ , for given  $u_j$ , is represented by means of a membership function,  $\mu_{y_j;u_j} : \mathbb{R}^N \rightarrow [0, 1]$ , as

$$\mu_{y_j;u_j}(\tilde{y}_j) \propto \exp \left( \left\langle \cdots \left\langle \langle \log(\mu_{y_j;f_j}(\tilde{y}_j)) \rangle_{\mu_{f_j;u_j}} \right\rangle_{\mu_{x^1}} \cdots \right\rangle_{\mu_{x^N}} \right) \quad (62)$$

where  $\mu_{y_j;f_j}$  is given by (58),  $\mu_{f_j;u_j}$  is defined as in (59), and  $\mu_{x^i}$  is defined as in (51), and  $\langle \cdot \rangle$  is the averaging operation as defined in (5). Thus,  $\mu_{y_j;u_j}$  is obtained from  $\log(\mu_{y_j;f_j})$  after averaging out the variables  $f_j$  and  $(x^1, \dots, x^N)$  using their respective membership functions. It is shown in Appendix A that

$$\mu_{y_j;u_j}(\tilde{y}_j) \propto \exp \left( -0.5\tau z \|\tilde{y}_j\|^2 + (u_j)^T \hat{K}_{u_j}^{-1} \hat{m}_{u_j}(\tilde{y}_j) - 0.5(u_j)^T \hat{K}_{u_j}^{-1} u_j + 0.5(u_j)^T (K_{aa})^{-1} u_j + \{/(\tilde{y}_j, u_j)\} \right) \quad (63)$$

where  $\hat{K}_{u_j}$ ,  $\hat{m}_{u_j}(\tilde{y}_j)$  are given by (126), (127) respectively, and  $\{/(\tilde{y}_j, u_j)\}$  represents all those terms which are independent of both  $\tilde{y}_j$  and  $u_j$ . The constant of proportionality in (63) is chosen to exclude  $(\tilde{y}_j, u_j)$ -independent terms in the expression for  $\mu_{y_j;u_j}$ , i.e.,

$$\mu_{y_j;u_j}(\tilde{y}_j) = \exp \left( -0.5\tau z \|\tilde{y}_j\|^2 + (u_j)^T \hat{K}_{u_j}^{-1} \hat{m}_{u_j}(\tilde{y}_j) - 0.5(u_j)^T \hat{K}_{u_j}^{-1} u_j + 0.5(u_j)^T (K_{aa})^{-1} u_j \right). \quad (64)$$

**Definition 11 (Data-Model)**  $y_j$  is represented by means of a membership function,  $\mu_{y_j} : \mathbb{R}^N \rightarrow [0, 1]$ , as

$$\mu_{y_j}(\tilde{y}_j) \propto \exp \left( \langle \log(\mu_{y_j;u_j}(\tilde{y}_j)) \rangle_{\mu_{u_j}} \right) \quad (65)$$

where  $\mu_{y_j;u_j}$  is given by (64) and  $\mu_{u_j} : \mathbb{R}^M \rightarrow [0, 1]$  is a membership function representing  $u_j$ . Thus,  $\mu_{y_j}$  is obtained from  $\log(\mu_{y_j;u_j})$  after averaging out the auxiliary-outputs  $u_j$  using membership function  $\mu_{u_j}$ .

### 3.2.4 VARIATIONAL OPTIMIZATION OF DATA-MODEL

To determine  $\mu_{u_j}$  for a given  $y_j$ ,  $\log(\mu_{y_j}(y_j))$  is maximized w.r.t.  $\mu_{u_j}$  around an initial guess. It follows from (65) that maximization of  $\log(\mu_{y_j}(y_j))$  is equivalent to the maximization of  $\langle \log(\mu_{y_j;u_j}(y_j)) \rangle_{\mu_{u_j}}$ . The zero-mean Gaussian membership function with covariance as equal to  $K_{aa}$  is taken as the initial guess towards which the optimization problem is regularized.

**Result 4** The solution of following maximization problem:

$$\mu_{u_j}^* = \arg \max_{\mu_{u_j}} \left[ \langle \log(\mu_{y_j;u_j}(y_j)) \rangle_{\mu_{u_j}} - \left\langle \log \left( \frac{\mu_{u_j}(u_j)}{\exp(-0.5(u_j)^T (K_{aa})^{-1} u_j)} \right) \right\rangle_{\mu_{u_j}} \right] \quad (66)$$

under the fixed integral constraint:

$$\int_{\mathbb{R}^M} \mu_{u_j} \, d\lambda^M = C_{u_j} > 0 \quad (67)$$

where the value of  $C_{u_j}$  is so chosen such that the maximum possible values of  $\mu_{u_j}^*$  remain as equal to unity, is given as

$$\mu_{u_j}^*(u_j) = \exp\left(-0.5(u_j - \hat{m}_{u_j}(y_j))^T \hat{K}_{u_j}^{-1}(u_j - \hat{m}_{u_j}(y_j))\right) \quad (68)$$

where  $\hat{K}_{u_j}$  and  $\hat{m}_{u_j}$  are given by (126) and (127) respectively. This results in

$$\begin{aligned} \mu_{y_j}(\tilde{y}_j) \propto \exp\left(-0.5\tau z \left[\|\tilde{y}_j\|^2 - 2(\hat{m}_{u_j}(y_j))^T (K_{aa})^{-1}(\Psi)^T \tilde{y}_j + (\hat{m}_{u_j}(y_j))^T (K_{aa})^{-1}\Phi(K_{aa})^{-1}\hat{m}_{u_j}(y_j) \right. \right. \\ \left. \left. + (\hat{m}_{u_j}(y_j))^T \frac{\xi - \text{Tr}((K_{aa})^{-1}\Phi)}{\nu + M - 2}(K_{aa})^{-1}\hat{m}_{u_j}(y_j)\right] + \{/(y_j, \tilde{y}_j)\}\right) \end{aligned} \quad (69)$$

where  $\xi$ ,  $\Psi$ ,  $\Phi$  are given by (123), (124), (125) respectively, and  $\{/(y_j, \tilde{y}_j)\}$  represents all  $(y_j, \tilde{y}_j)$ -independent terms.

**Proof** The proof is provided in Appendix B. ■

The constant of proportionality in (69) is chosen to exclude  $(y_j, \tilde{y}_j)$ -independent terms resulting in

$$\begin{aligned} \mu_{y_j}(\tilde{y}_j) = \exp\left(-0.5\tau z \left[\|\tilde{y}_j\|^2 - 2(\hat{m}_{u_j}(y_j))^T (K_{aa})^{-1}(\Psi)^T \tilde{y}_j + (\hat{m}_{u_j}(y_j))^T (K_{aa})^{-1}\Phi(K_{aa})^{-1}\hat{m}_{u_j}(y_j) \right. \right. \\ \left. \left. + (\hat{m}_{u_j}(y_j))^T \frac{\xi - \text{Tr}((K_{aa})^{-1}\Phi)}{\nu + M - 2}(K_{aa})^{-1}\hat{m}_{u_j}(y_j)\right]\right). \end{aligned} \quad (70)$$

### 3.2.5 VARIATIONAL OPTIMIZATION OF DISTURBANCE-MODEL

The data-model (70) involves disturbance parameters  $(\tau, z)$  whose estimation would require an optimization of disturbance-model (Definition 6). Variational optimization is used to determine the membership functions representing  $\tau$  and  $z$  for given  $\{y_1, \dots, y_p\}$  such that the averaged membership of data  $y_j$  to membership function  $\mu_{y_j}$  (that serves as data-model) is maximized. Let  $q_\tau : \mathbb{R}_{>0} \rightarrow [0, 1]$ ,  $q_z : \mathbb{R}_{>0} \rightarrow [0, 1]$ ,  $q_r : \mathbb{R}_{>0} \rightarrow [0, 1]$ , and  $q_s : \mathbb{R}_{>0} \rightarrow [0, 1]$  be arbitrary membership functions. For simplicity, define

$$\begin{aligned} \Omega &:= (\tau \ z \ r \ s) \\ q_\Omega((\tilde{\tau} \ \tilde{z} \ \tilde{r} \ \tilde{s})) &:= q_\tau(\tilde{\tau})q_z(\tilde{z})q_r(\tilde{r})q_s(\tilde{s}) \\ \mu_\Omega((\tilde{\tau} \ \tilde{z} \ \tilde{r} \ \tilde{s})) &:= \mu_\tau(\tilde{\tau})\mu_z(\tilde{z})\mu_r(\tilde{r})\mu_s(\tilde{s}) \end{aligned}$$

where  $\mu_\tau(\tilde{\tau})$ ,  $\mu_z(\tilde{z})$ ,  $\mu_r(\tilde{r})$ , and  $\mu_s(\tilde{s})$  are defined by (53), (54), (55), and (56) respectively. We seek to maximize over  $q_\Omega$  an objective functional defined as

$$J = \sum_{j=1}^p \langle \log(\mu_{y_j}(y_j)) \rangle_{q_\Omega} + 0.5 \sum_{j=1}^p \langle \log(|H_{v_j}|) \rangle_{q_\Omega} - \langle \log(q_\Omega(\Omega)/\mu_\Omega(\Omega)) \rangle_{q_\Omega}. \quad (71)$$

**Remark 12 (Interpretation of Objective Functional (71))** *The first term in the expression of  $J$  indicates that the optimization problem would maximize the sum (over number of variables) of averaged membership of data  $y_j$  to the membership function  $\mu_{y_j}$  (data-model). The second term in the expression of  $J$  would derive the solution of optimization problem towards maximization of averaged value of logarithmic determinant of the precision matrix associated to the disturbance model. The third term in the expression of  $J$  would regularizes the optimization problem towards initial guess  $\mu_\Omega$ .*

**Problem 1 (Variational Optimization of Disturbance-Model)** *Solve*

$$\{q_\tau^*, q_z^*, q_r^*, q_s^*\} = \arg \max_{\{q_\tau, q_z, q_r, q_s\}} J \quad (72)$$

under the following fixed integral constraints:

$$\int_{\mathbb{R}_{>0}} q_\tau \, d\lambda^1 = C_\tau > 0, \quad (73)$$

$$\int_{\mathbb{R}_{>0}} q_z \, d\lambda^1 = C_z > 0, \quad (74)$$

$$\int_{\mathbb{R}_{>0}} q_r \, d\lambda^1 = C_r > 0, \quad (75)$$

$$\int_{\mathbb{R}_{>0}} q_s \, d\lambda^1 = C_s > 0 \quad (76)$$

where the values of  $C_\tau$ ,  $C_z$ ,  $C_r$ , and  $C_s$  are so chosen such that the maximum possible values of  $q_\tau^*$ ,  $q_z^*$ ,  $q_r^*$ , and  $q_s^*$  remain as equal to unity.

**Result 5** *The analytical expressions for variational membership functions, that solve Problem 1, are*

$$q_\tau^*(\tilde{\tau}) = \left(\hat{b}_\tau/(\hat{a}_\tau - 1)\right)^{\hat{a}_\tau - 1} \exp(\hat{a}_\tau - 1)(\tilde{\tau})^{\hat{a}_\tau - 1} \exp(-\hat{b}_\tau \tilde{\tau}) \quad (77)$$

$$\hat{a}_\tau = a_\tau + 0.5Np \quad (78)$$

$$\hat{b}_\tau(O) = b_\tau + \frac{\hat{a}_z}{2\hat{b}_z} O \quad (79)$$

$$q_z^*(\tilde{z}) = \left(\hat{b}_z/(\hat{a}_z - 1)\right)^{\hat{a}_z - 1} \exp(\hat{a}_z - 1)(\tilde{z})^{\hat{a}_z - 1} \exp(-\hat{b}_z \tilde{z}) \quad (80)$$

$$\hat{a}_z = 1 + 0.5Np + \hat{a}_r/\hat{b}_r \quad (81)$$

$$\hat{b}_z(O) = \frac{\hat{a}_r}{\hat{b}_r} \frac{\hat{a}_s}{\hat{b}_s} + \frac{\hat{a}_\tau}{2\hat{b}_\tau} O \quad (82)$$

$$q_r^*(\tilde{r}) = \left(\hat{b}_r/(\hat{a}_r - 1)\right)^{\hat{a}_r - 1} \exp(\hat{a}_r - 1)(\tilde{r})^{\hat{a}_r - 1} \exp(-\hat{b}_r \tilde{r}) \quad (83)$$

$$\hat{a}_r = a_r \quad (84)$$

$$\hat{b}_r = b_r + (\hat{a}_s/\hat{b}_s)(\hat{a}_z/\hat{b}_z) - \psi(\hat{a}_s) + \log(\hat{b}_s) - 1 - \psi(\hat{a}_z) + \log(\hat{b}_z) \quad (85)$$

$$q_s^*(\tilde{s}) = \left(\hat{b}_s/(\hat{a}_s - 1)\right)^{\hat{a}_s - 1} \exp(\hat{a}_s - 1)(\tilde{s})^{\hat{a}_s - 1} \exp(-\hat{b}_s \tilde{s}) \quad (86)$$

$$\hat{a}_s = a_s + (\hat{a}_r/\hat{b}_r) \quad (87)$$

$$\hat{b}_s = b_s + (\hat{a}_r/\hat{b}_r)(\hat{a}_z/\hat{b}_z) \quad (88)$$

where

$$O = \sum_{j=1}^p \left( \|y_j\|^2 - 2(\hat{m}_{u_j}(y_j))^T (K_{aa})^{-1} (\Psi)^T y_j + (\hat{m}_{u_j}(y_j))^T (K_{aa})^{-1} \Phi (K_{aa})^{-1} \hat{m}_{u_j}(y_j) + (\hat{m}_{u_j}(y_j))^T \frac{\xi - Tr((K_{aa})^{-1} \Phi)}{\nu + M - 2} (K_{aa})^{-1} \hat{m}_{u_j}(y_j) \right). \quad (89)$$

**Proof** The proof is provided in Appendix C. ■

### 3.2.6 ESTIMATION OF MEMBERSHIP-MAPPING OUTPUT

**Definition 13 (Averaged Estimation of Membership-Mapping Output)**  $\mathcal{F}_j(x^i)$  (which is the  $i$ -th element of vector  $\mathbf{f}_j$  (45)) can be estimated as

$$\widehat{\mathcal{F}_j(x^i)} := \left\langle \left\langle \langle (\mathbf{f}_j)_i \rangle_{\mu_{\mathbf{f}_j; \mathbf{u}_j}} \right\rangle_{\mu_{x^i}} \right\rangle_{\mu_{\mathbf{u}_j}} \quad (90)$$

where  $(\mathbf{f}_j)_i$  denotes the  $i$ -th element of  $\mathbf{f}_j$ ,  $\mu_{\mathbf{f}_j; \mathbf{u}_j}$  is defined as in (59),  $\mu_{x^i}$  is defined as in (51), and  $\mu_{\mathbf{u}_j} : \mathbb{R}^M \rightarrow [0, 1]$  is a membership function representing  $\mathbf{u}_j$ . That is,  $\mathcal{F}_j(x^i)$ , being a function of  $x^i$  and  $\mathbf{u}_j$ , is averaged over  $x^i$  and  $\mathbf{u}_j$  for an averaged estimation. For given set of parameters:  $w = (w_1, \dots, w_n)$  with  $w_k > 0$ ,  $\mathbf{a} = \{a^m \in \mathbb{R}^n \mid m \in \{1, \dots, M\}\}$ ,  $\sigma^2 > 0$ , and  $\sigma_x^2 > 0$ ; let  $G(x) \in \mathbb{R}^{1 \times M}$  be a vector-valued function whose  $m$ -th element for any  $x \in \mathbb{R}^n$  is defined as

$$G_m(x) := \frac{\sigma^2}{\prod_{k=1}^n \left( \sqrt{1 + w_k \sigma_x^2} \right)} \exp \left( -\frac{1}{2} \sum_{k=1}^n \frac{w_k |a_k^m - x_k|^2}{1 + w_k \sigma_x^2} \right) \quad (91)$$

where  $a_k^m$  and  $x_k$  are the  $k$ -th elements of  $x$  and  $a^m$  respectively. It is shown in Appendix D that

$$\widehat{\mathcal{F}_j(x^i)} = (G(x^i)) \left( \Phi + \frac{\xi - \text{Tr}((K_{\text{aa}})^{-1} \Phi)}{\nu + M - 2} K_{\text{aa}} + \frac{K_{\text{aa}}}{\tau z} \right)^{-1} (\Psi)^T y_j. \quad (92)$$

It follows from (77) and (80) that the average value of product  $\tau z$  is given as

$$\left\langle \langle \tau z \rangle_{q_\tau^*} \right\rangle_{q_z^*} = (\hat{a}_\tau / \hat{b}_\tau) (\hat{a}_z / \hat{b}_z). \quad (93)$$

The value of  $\widehat{\mathcal{F}_j(x^i)}$  can be estimated via computing average value of the product  $\tau z$  from (93) and then using (92). Thus, an estimated value of  $\widehat{\mathcal{F}_j(x^i)}$ , denoted as  $\mathcal{E}(\widehat{\mathcal{F}_j(x^i)})$ , is defined as

$$\mathcal{E}(\widehat{\mathcal{F}_j(x^i)}) := (G(x^i)) \left( \Phi + \frac{\xi - \text{Tr}((K_{\text{aa}})^{-1} \Phi)}{\nu + M - 2} K_{\text{aa}} + \frac{\hat{b}_\tau \hat{b}_z}{\hat{a}_\tau \hat{a}_z} K_{\text{aa}} \right)^{-1} (\Psi)^T y_j. \quad (94)$$

Let  $\alpha = [\alpha_1 \ \dots \ \alpha_p] \in \mathbb{R}^{M \times p}$  be a matrix with its  $j$ -th column defined as

$$\alpha_j := \left( \Phi + \frac{\xi - \text{Tr}((K_{\text{aa}})^{-1} \Phi)}{\nu + M - 2} K_{\text{aa}} + \frac{\hat{b}_\tau \hat{b}_z}{\hat{a}_\tau \hat{a}_z} K_{\text{aa}} \right)^{-1} (\Psi)^T y_j \quad (95)$$

so that  $\mathcal{E}(\widehat{\mathcal{F}_j(x^i)})$  could be expressed as

$$\mathcal{E}(\widehat{\mathcal{F}_j(x^i)}) = (G(x^i)) \alpha_j. \quad (96)$$

Further, define a matrix  $B \in \mathbb{R}^{M \times N}$  as

$$B := \left( \Phi + \frac{\xi - \text{Tr}((K_{aa})^{-1}\Phi)}{\nu + M - 2} K_{aa} + \frac{\hat{b}_\tau \hat{b}_z}{\hat{a}_\tau \hat{a}_z} K_{aa} \right)^{-1} (\Psi)^T. \quad (97)$$

**Remark 14 (Estimation of  $\hat{m}_{u_j}$ )** It follows from (126) and (127) that  $\hat{m}_{u_j}$  is given as

$$\hat{m}_{u_j}(y_j) = K_{aa} \left( \Phi + \frac{\xi - \text{Tr}((K_{aa})^{-1}\Phi)}{\nu + M - 2} K_{aa} + \frac{K_{aa}}{\tau z} \right)^{-1} (\Psi)^T y_j. \quad (98)$$

The value of  $\hat{m}_{u_j}$  can be estimated via computing average value of the product  $\tau z$  from (93) and then using (98). Thus, an estimated value of  $\hat{m}_{u_j}$ , denoted as  $\mathcal{E}(\hat{m}_{u_j})$ , is defined as

$$\mathcal{E}(\hat{m}_{u_j}(y_j)) := K_{aa} \left( \Phi + \frac{\xi - \text{Tr}((K_{aa})^{-1}\Phi)}{\nu + M - 2} K_{aa} + \frac{\hat{b}_\tau \hat{b}_z}{\hat{a}_\tau \hat{a}_z} K_{aa} \right)^{-1} (\Psi)^T y_j. \quad (99)$$

**Remark 15 (Precision of the Disturbance Model)** A measure of the precision of disturbance model is defined from the logarithmic determinant of the precision matrix as

$$\beta := (1/N) \mathcal{E}(\log(|H_{v_j}|)) \quad (100)$$

$$= (\hat{a}_\tau / \hat{b}_\tau)(\hat{a}_z / \hat{b}_z). \quad (101)$$

### 3.2.7 LEARNING ALGORITHM AND PREDICTIONS

Algorithm 1 is suggested for the variational learning of membership-mappings. Given the parameters set  $\mathbb{M} = \{\alpha, w, a, \sigma^2, \sigma_x^2, B\}$  returned by Algorithm 1, the learned membership-mappings could be used to predict output corresponding to any arbitrary input data point  $x^* \in \mathbb{R}^n$  as

$$\hat{y}(x^*; \mathbb{M}) = \left[ \mathcal{E}(\widehat{\mathcal{F}}_1(x^*)) \cdots \mathcal{E}(\widehat{\mathcal{F}}_p(x^*)) \right]^T \quad (103)$$

where  $\mathcal{E}(\widehat{\mathcal{F}}_j(x^*))$ , defined as in (96), is the estimated averaged output of  $j$ -th membership-mapping. It follows from (96) that

$$\hat{y}(x^*; \mathbb{M}) = \alpha^T (G(x^*))^T \quad (104)$$

where  $G(\cdot) \in \mathbb{R}^{1 \times M}$  is a vector-valued function whose elements are defined as in (91).

## 4. A Bregman Divergence Based Conditionally Deep Autoencoder

**Definition 16 (Membership-Mapping Autoencoder)** A membership-mapping autoencoder,  $\mathcal{G} : \mathbb{R}^p \rightarrow \mathbb{R}^p$ , maps an input vector  $y \in \mathbb{R}^p$  to  $\mathcal{G}(y) \in \mathbb{R}^p$  such that

$$\mathcal{G}(y) \stackrel{\text{def}}{=} [\mathcal{F}_1(Py) \cdots \mathcal{F}_p(Py)]^T, \quad (105)$$

where  $\mathcal{F}_j$  ( $j \in \{1, 2, \dots, p\}$ ) is a Student- $t$  membership-mapping,  $P \in \mathbb{R}^{n \times p}$  ( $n \leq p$ ) is a matrix such that the product  $Py$  is a lower-dimensional encoding for  $y$ . That is, membership-mapping autoencoder first projects the input vector onto a lower dimensional subspace and then constructs the output vector through Student- $t$  membership-mappings.



**Algorithm 1** Variational learning of the membership-mappings

**Require:** Dataset  $\{(x^i, y^i) \mid x^i \in \mathbb{R}^n, y^i \in \mathbb{R}^p, i \in \{1, \dots, N\}\}$ ; number of auxiliary points  $M \in \{1, 2, \dots, N\}$ ; the degrees of freedom associated to the Student-t membership-mapping  $\nu \in \mathbb{R}_+ \setminus [0, 2]$ .

- 1: Choose free parameters as  $\sigma^2 = 1$  and  $\sigma_x^2 = 0.01$ .
- 2: The auxiliary inducing points are suggested to be chosen as the cluster centroids:

$$a = \{a^m\}_{m=1}^M = \text{cluster\_centroid}(\{x^i\}_{i=1}^N, M)$$

where  $\text{cluster\_centroid}(\{x^i\}_{i=1}^N, M)$  represents the k-means clustering on  $\{x^i\}_{i=1}^N$ .

- 3: Define  $w = (w_1, w_2, \dots, w_n)$  such that  $w_k$  (for  $k \in \{1, 2, \dots, n\}$ ) is equal to the inverse of squared-distance between two most-distant points in the set:  $\{x_k^1, x_k^2, \dots, x_k^N\}$ .
- 4: Compute  $K_{aa}$ ,  $\xi$ ,  $\Psi$ , and  $\Phi$  using (37), (123), (124), and (125) respectively.
- 5: Choose  $a_\tau = b_\tau = a_r = b_r = a_s = b_s = 1$ .
- 6: Initialise  $\hat{a}_\tau = \hat{b}_\tau = \hat{a}_z = \hat{b}_z = \hat{a}_r = \hat{b}_r = 1$ .
- 7: Initialize  $\hat{a}_s$  and  $\hat{b}_s$  using (87) and (88).
- 8: **repeat**
- 9:   Update  $\mathcal{E}(\hat{m}_{u_j}(y_j))$  using (99).
- 10:   Estimate  $O$  using (89) as

$$\begin{aligned} \mathcal{E}(O) = & \sum_{j=1}^p \left( \|y_j\|^2 - 2 (\mathcal{E}(\hat{m}_{u_j}(y_j)))^T (K_{aa})^{-1} (\Psi)^T y_j + (\mathcal{E}(\hat{m}_{u_j}(y_j)))^T (K_{aa})^{-1} \Phi (K_{aa})^{-1} \mathcal{E}(\hat{m}_{u_j}(y_j)) \right. \\ & \left. + (\mathcal{E}(\hat{m}_{u_j}(y_j)))^T \frac{\xi - \text{Tr}((K_{aa})^{-1} \Phi)}{\nu + M - 2} (K_{aa})^{-1} \mathcal{E}(\hat{m}_{u_j}(y_j)) \right). \end{aligned} \quad (102)$$

- 11:   Update  $\hat{a}_\tau, \hat{b}_\tau(\mathcal{E}(O)), \hat{a}_z, \hat{b}_z(\mathcal{E}(O)), \hat{a}_r, \hat{b}_r, \hat{a}_s, \hat{b}_s$  using (78), (79), (81), (82), (84), (85), (87), (88) respectively.
- 12:   Estimate the precision of the disturbance model,  $\beta$ , using (101).
- 13: **until** ( $\beta$  nearly converges)
- 14: Compute matrix  $B$  using (97) and matrix  $\alpha = [\alpha_1 \ \dots \ \alpha_p]$  using (95).
- 15: **return** The parameters set  $\mathbb{M} = \{\alpha, w, a, \sigma^2, \sigma_x^2, B\}$ .

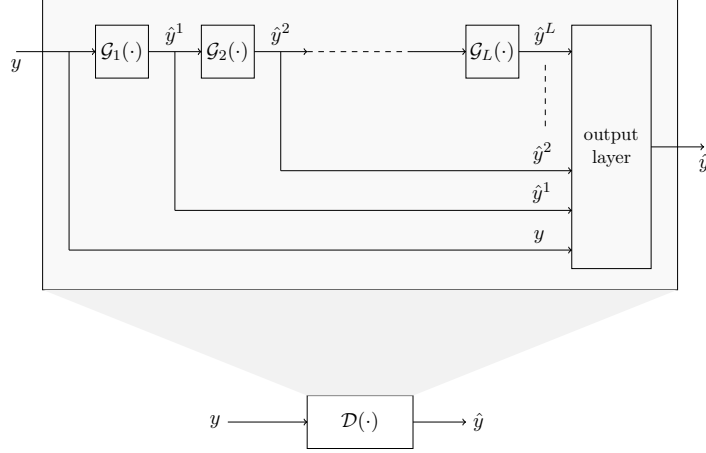


Figure 2: An  $L$ -layered Bregman divergence based conditionally deep autoencoder consists of a nested compositions of membership-mapping autoencoders such that output of deep autoencoder  $\mathcal{D}(y) = \hat{y}^{l^*}$ , where  $l^* = \arg \min_{l \in \{1, 2, \dots, L\}} \mathcal{B}_F(\hat{y}^l, y)$ .

**Definition 17 (Bregman divergence)** *The Bregman divergence  $\mathcal{B}_F$ , associated to a strictly convex twice differentiable function  $F : \mathbb{R}^p \rightarrow \mathbb{R}$ , is defined for any two vectors  $y \in \mathbb{R}^p$  and  $\hat{y} \in \mathbb{R}^p$  as*

$$\mathcal{B}_F(\hat{y}, y) := F(\hat{y}) - F(y) - (\hat{y} - y)^T \nabla F(y) \quad (106)$$

where  $\nabla F$  denotes the gradient of  $F$ . Different choices of  $F$  leads to different forms of Bregman divergences. We are in-particularly interested in the following two forms:

**Bregman divergence associated to squared Euclidean norm:** *If we define  $F(y) = (1/2)\|y\|^2$ , then the corresponding Bregman divergence  $\mathcal{B}_{sE}(\hat{y}, y)$  is defined as*

$$\mathcal{B}_{sE}(\hat{y}, y) := \frac{1}{2} \|\hat{y} - y\|^2. \quad (107)$$

**Relative entropy:** *For a vector  $y = [y_1 \cdots y_p]^T$  (with  $y_j > 0$  for all  $j \in \{1, \dots, p\}$ ), if we define  $F(y) = \sum_{j=1}^p (y_j \log(y_j) - y_j)$ , then the Bregman divergence  $\mathcal{B}_{re}(\hat{y}, y)$  is the unnormalized relative entropy:*

$$\mathcal{B}_{re}(\hat{y}, y) := \sum_{j=1}^p \left( \hat{y}_j \log\left(\frac{\hat{y}_j}{y_j}\right) - \hat{y}_j + y_j \right). \quad (108)$$

We introduce a conditionally deep autoencoder, with a structure as represented in Fig. 2, such that the output of conditionally deep autoencoder is equal to the output of the layer re-constructing the given input vector as good as possible where re-construction error is measured in-terms of Bregman divergence. We consider the conditionally deep autoencoder based on two forms of Bregman divergence: squared Euclidean norm and relative entropy.

**Definition 18 (Conditionally Deep Autoencoder (CDA))** A conditionally deep autoencoder,  $\mathcal{D} : \mathbb{R}^p \rightarrow \mathbb{R}^p$ , maps a vector  $y \in \mathbb{R}^p$  to  $\mathcal{D}(y) \in \mathbb{R}^p$  through a nested composition of finite number of membership-mapping autoencoders such that

$$\mathcal{D}(y) = \hat{y}^{l^*}, \quad (109)$$

$$\hat{y}^l = (\mathcal{G}_l \circ \dots \circ \mathcal{G}_2 \circ \mathcal{G}_1)(y), \quad \forall l \in \{1, 2, \dots, L\}, \quad (110)$$

$$l^* = \begin{cases} \arg \min_{l \in \{1, \dots, L\}} \mathcal{B}_{sE}(\hat{y}^l, y), & \text{choice 1} \\ \arg \min_{l \in \{1, \dots, L\}} \mathcal{B}_{re} \left( [e^{\hat{y}_1^l} \dots e^{\hat{y}_p^l}]^T, [e^{y_1} \dots e^{y_p}]^T \right), & \text{choice 2} \end{cases} \quad (111)$$

where  $\mathcal{G}_l(\cdot)$  is a membership-mapping autoencoder (Definition 16);  $\hat{y}^l$  is the output of  $l$ -th layer representing input vector  $y$  at certain abstraction level such that  $\hat{y}^1$  is least abstract representation and  $\hat{y}^L$  is most abstract representation of the input vector; and the autoencoder output  $\mathcal{D}(y)$  is equal to the output of the layer re-constructing the given input vector as good as possible where re-construction error is measured in-terms of Bregman divergence. The Bregman divergence could be chosen either of squared Euclidean norm form or of relative entropy form. The structure of deep autoencoder (as displayed in Fig. 2) is such that

$$\begin{aligned} \hat{y}^l &= \mathcal{G}_l(\hat{y}^{l-1}), \\ &= [\mathcal{F}_1^l(P^l \hat{y}^{l-1}) \dots \mathcal{F}_p^l(P^l \hat{y}^{l-1})]^T \end{aligned}$$

where  $\hat{y}^0 = y$ ,  $P^l \in \mathbb{R}^{n_l \times p}$  is a matrix with  $n_l \in \{1, \dots, p\}$  such that  $n_1 \geq n_2 \geq \dots \geq n_L$ , and  $\mathcal{F}_j^l(\cdot)$  is a Student-t membership-mapping.

#### 4.1 Variational Learning Algorithm

Given a set of  $N$  samples  $\{y^1, \dots, y^N\}$ , the learning problem is of deriving an expression for the output of each layer of CDA under some optimality criterion. Since CDA consists of layers of membership-mappings, the algorithm for the variational learning of membership-mappings could be directly applied for the variational learning of individual layers. Thus, Algorithm 2 is suggested for the variational learning of CDA. The salient features of Algorithm 2 are as follow:

- Following Kumar and Freudenthaler (2020), the degree of freedom  $\nu^l \in \mathbb{R}_+ \setminus [0, 2]$  for  $l = 1$  (i.e. for the first layer) is sufficiently low for a robust filtering of high-dimensional data. As the uncertainties on input data have been filtered out by the first layer,  $\nu^l$  for subsequent layers (i.e. for  $l > 1$ ) is increased to  $\infty$  so that the precision of disturbance model increases as high as possible.
- CDA discovers layers of increasingly abstract data representation as a result of letting  $\{n_1, \dots, n_L\}$  a monotonically decreasing sequence at step 3 of Algorithm 2. This will be illustrated in Fig. 3. As observed in Fig. 3, the first layer of CDA models the lowest level data-features while moving deep across the layer the higher level data-features are modeled.

---

**Algorithm 2** Variational learning of conditionally deep autoencoder

---

**Require:** Data set  $\mathbf{Y} = \{y^i \in \mathbb{R}^p \mid i \in \{1, \dots, N\}\}$ ; the subspace dimension  $n \in \{1, 2, \dots, p\}$ ; number of auxiliary points  $M \in \{1, 2, \dots, N\}$ ; the number of layers  $L \in \mathbb{Z}_+$ .

- 1: Choose free parameters as  $\nu^1 = 2.1, \nu^2 = \infty, \dots, \nu^L = \infty$ .
- 2: **for**  $l = 1$  to  $L$  **do**
- 3: Set subspace dimension associated to  $l$ -th layer as  $n_l = \max(n - l + 1, 1)$ .
- 4: Define  $P^l \in \mathbb{R}^{n_l \times p}$  such that  $i$ -th row of  $P^l$  is equal to transpose of eigenvector corresponding to  $i$ -th largest eigenvalue of sample covariance matrix of data set  $\mathbf{Y}$ .
- 5: Define a latent variable  $x^{l,i} \in \mathbb{R}^{n_l}$ , for  $i \in \{1, \dots, N\}$ , as

$$x^{l,i} = \begin{cases} P^l y^i & \text{if } l = 1, \\ P^l \hat{y}^{l-1}(x^{l-1,i}; \mathbb{M}^{l-1}) & \text{if } l > 1 \end{cases} \quad (112)$$

where  $\hat{y}^{l-1}$  is the estimated output of the  $(l-1)$ -th layer computed for the parameters set  $\mathbb{M}^{l-1} = \{\alpha^{l-1}, w^{l-1}, a^{l-1}, \sigma^2, \sigma_x^2, B^{l-1}\}$ .

- 6: Compute parameters set  $\mathbb{M}^l$  characterizing the membership-mappings associated to  $l$ -th layer by applying Algorithm 1 on data set  $\{(x^{l,i}, y^i) \mid i \in \{1, \dots, N\}\}$  with number of auxiliary points  $M$  and degrees of freedom as  $\nu^l$ .
  - 7: **end for**
  - 8: **return** The parameters set  $\mathcal{M} = \{\{\mathbb{M}^1, \dots, \mathbb{M}^L\}, \{P^1, \dots, P^L\}\}$ .
- 




Figure 3: A CDA was built using Algorithm 2 (taking  $n = 20$ ;  $M = 500$ ;  $L = 20$ ) on a dataset consisting of 1000 randomly chosen samples of digit 8 from MNIST digits dataset. Corresponding to the input sample (shown at the extreme left of the figure), the estimated outputs of different layers of deep autoencoder are displayed. It is observed that CDA, as a result of letting  $\{n_1, \dots, n_L\}$  a monotonically decreasing sequence at step 3 of Algorithm 2, discover layers of increasingly abstract data representation with lowest-level data features being modeled by first layer and the highest-level by end layer.

**Definition 19 (Filtering by CDA)** Given a CDA with its parameters being represented by a set  $\mathcal{M} = \{\{\mathbb{M}^1, \dots, \mathbb{M}^L\}, \{P^1, \dots, P^L\}\}$ , the autoencoder can be applied for filtering a given input vector  $y \in \mathbb{R}^p$  as follows:

$$x^l(y; \mathcal{M}) = \begin{cases} P^l y, & l = 1 \\ P^l \hat{y}^{l-1}(x^{l-1}; \mathbb{M}^{l-1}) & l \geq 2 \end{cases} \quad (113)$$

Here,  $\hat{y}^{l-1}$  is the output of the  $(l-1)$ -th layer. Finally, CDA's output,  $\mathcal{D}(y; \mathcal{M})$ , is given as

$$\mathcal{D}(y; \mathcal{M}) = \hat{y}^{l^*}(x^{l^*}; \mathbb{M}^{l^*}), \text{ where} \quad (114)$$

$$l^* = \begin{cases} \arg \min_{l \in \{1, \dots, L\}} \mathcal{B}_{sE}(\hat{y}^l(x^l, \mathbb{M}^l), y), & \text{choice 1} \\ \arg \min_{l \in \{1, \dots, L\}} \mathcal{B}_{re} \left( [e^{\hat{y}_1^l(x^l, \mathbb{M}^l)} \dots e^{\hat{y}_p^l(x^l, \mathbb{M}^l)}]^T, [e^{y_1} \dots e^{y_p}]^T \right), & \text{choice 2} \end{cases} \quad (115)$$

where  $\hat{y}_j^l$  denotes the  $j$ -th element of  $\hat{y}^l$ .

## 4.2 A Wide Conditionally Deep Autoencoder

For a big dataset i.e.  $N$  is large, Algorithm 2 may require a larger  $M$ . A higher value  $M$  would increase the computational time required by Algorithm 2 for learning. To circumvent the problem of large computation time for processing big data, it is suggested that data be partitioned into subsets and corresponding to each data-subset a separate CDA is learned. This motivates defining of a wide conditionally deep autoencoder as in Definition 20.

**Definition 20 (A Wide CDA)** *A wide CDA,  $\mathcal{WD} : \mathbb{R}^p \rightarrow \mathbb{R}^p$ , maps a vector  $y \in \mathbb{R}^p$  to  $\mathcal{WD}(y) \in \mathbb{R}^p$  through a parallel composition of  $S$  ( $S \in \mathbb{Z}_+$ ) number of CDAs such that*

$$\mathcal{WD}(y; \mathcal{P} = \{\mathcal{M}^s\}_{s=1}^S) = \mathcal{D}(y; \mathcal{M}^{s^*}), \text{ where} \quad (116)$$

$$s^* = \begin{cases} \arg \min_{s \in \{1, \dots, S\}} \mathcal{B}_{sE}(\mathcal{D}(y; \mathcal{M}^s), y), & \text{choice 1} \\ \arg \min_{s \in \{1, \dots, S\}} \mathcal{B}_{re} \left( [e^{\mathcal{D}_1(y; \mathcal{M}^s)} \dots e^{\mathcal{D}_p(y; \mathcal{M}^s)}]^T, [e^{y_1} \dots e^{y_p}]^T \right), & \text{choice 2} \end{cases} \quad (117)$$

Here,  $\mathcal{D}(y; \mathcal{M}^s)$  denotes the output of  $s$ -th CDA (that was characterized by parameters set  $\mathcal{M}^s$ ).

Algorithm 3 is suggested for the variational learning of wide CDA.

---

### Algorithm 3 Variational learning of wide CDA

---

**Require:** Data set  $\mathbf{Y} = \{y^i \in \mathbb{R}^p \mid i \in \{1, \dots, N\}\}$ ; the subspace dimension  $n \in \{1, 2, \dots, p\}$ ; ratio  $M/N \in (0, 1]$ ; the number of layers  $L \in \mathbb{Z}_+$ .

- 1: Apply k-means clustering to partition  $\mathbf{Y}$  into  $S$  subsets,  $\{\mathbf{Y}^1, \dots, \mathbf{Y}^S\}$ , where  $S = \lceil N/1000 \rceil$ .
  - 2: **for**  $s = 1$  to  $S$  **do**
  - 3: Build a CDA,  $\mathcal{M}^s$ , by applying Algorithm 2 on  $\mathbf{Y}^s$  taking  $n$  as the subspace dimension; the number of auxiliary points as equal to  $(M/N) \times \#\mathbf{Y}^s$  (where  $\#\mathbf{Y}^s$  is the number of data points in  $\mathbf{Y}^s$ ); and  $L$  as the number of layers.
  - 4: **end for**
  - 5: **return** the set of parameters sets:  $\mathcal{P} = \{\mathcal{M}^s\}_{s=1}^S$ .
- 

## 4.3 Classification Applications

An application of deep autoencoder to classification follows via learning data representation for each class through a wide CDA. This motivates the defining of a classifier as in Definition 21.

**Definition 21 (A Classifier)** *A classifier,  $\mathcal{C} : \mathbb{R}^p \rightarrow \{1, 2, \dots, C\}$ , maps a vector  $y \in \mathbb{R}^p$  to  $\mathcal{C}(y) \in \{1, 2, \dots, C\}$  such that*

$$\mathcal{C}(y; \{\mathcal{P}_c\}_{c=1}^C) = \begin{cases} \arg \min_{c \in \{1, \dots, C\}} \mathcal{B}_{sE}(\mathcal{WD}(y; \mathcal{P}_c), y), & \text{choice 1} \\ \arg \min_{c \in \{1, \dots, C\}} \mathcal{B}_{re} \left( [e^{\mathcal{WD}_1(y; \mathcal{P}_c)} \dots e^{\mathcal{WD}_p(y; \mathcal{P}_c)}]^T, [e^{y_1} \dots e^{y_p}]^T \right), & \text{choice 2} \end{cases} \quad (118)$$

where  $WD(y; \mathcal{P}_c)$ , computed using (116), is the output of  $c$ -th wide CDA (that was characterized by parameters set  $\mathcal{P}_c$ ). The classifier assigns to an input vector the label of that class whose associated autoencoder best reconstructs the input vector where re-construction error is measured in-terms of unnormalized relative entropy between exponentially raised autoencoder-output and input.

Finally, Algorithm 4 is provided for the learning of the classifier.

---

**Algorithm 4** Variational learning of the classifier
 

---

**Require:** Labeled data set  $\mathbf{Y} = \{\mathbf{Y}_c \mid \mathbf{Y}_c = \{y^{i,c} \in \mathbb{R}^p \mid i \in \{1, \dots, N_c\}\}, c \in \{1, \dots, C\}\}$ ; the subspace dimension  $n \in \{1, \dots, p\}$ ; ratio  $M/N \in (0, 1]$ ; the number of layers  $L \in \mathbb{Z}_+$ .

- 1: **for**  $c = 1$  to  $C$  **do**
  - 2:   Build a wide CDA,  $\mathcal{P}_c = \{\mathcal{M}_c^s\}_{s=1}^{S_c}$ , by applying Algorithm 3 on  $\mathbf{Y}_c$  for given  $n$ ,  $M/N$ , and  $L$ .
  - 3: **end for**
  - 4: **return** the set of parameters sets  $\{\mathcal{P}_c\}_{c=1}^C$ .
- 

## 5. Experiments

### 5.1 Classification of High-Dimensional Image Features

The image category classification problem is considered using “Freiburg Groceries Dataset” (Jund et al., 2016) for comparing Algorithm 4 with classical machine learning algorithms. The dataset contains around 5000 labeled images of grocery products commonly sold in Germany and is freely available to download by the courtesy of authors of (Jund et al., 2016). The images have been categorized into 25 different classes of grocery products. The dataset covers a wide range of real-world photographic conditions and represents a benchmark to evaluate machine learning algorithms. Fig. 4 displays a few samples of the dataset.



Figure 4: A few samples of Freiburg groceries dataset (Jund et al., 2016)

A feature vector was created by extracting image features from “AlexNet” and “VGG-16” networks (which are pre-trained Convolutional Neural Networks). Both AlexNet and VGG-16 provide a rich feature representations for a wide range of images. The activations of the fully connected layer “fc6” in AlexNet constitute a 4096–dimensional feature vector. Similarly, the activations of the fully connected layer “fc6” in VGG-16 constitute another 4096–dimensional feature vector. The features extracted by both networks were joined together to form a 8192–dimensional vector. The authors of (Jund et al., 2016) provide five different training-testing splits of images to evaluate the classification performance.

Table 1: Results of experiments on Freiburg groceries dataset

methods	classification accuracy in %					
	data 1	data 2	data 3	data 4	data 5	average
Algorithm 4 (relative entropy)	87.82	87.06	85.88	85.63	86.19	<b><u>86.52</u></b>
Algorithm 4 (squared Euclidean norm)	87.92	87.16	85.16	85.73	85.99	<b><u>86.39</u></b>
SVM	77.90	79.54	77.17	76.98	76.98	77.71
1-NN	78.00	77.97	77.38	76.58	76.28	77.24
Back-propagation training of deep network	75.25	77.24	72.67	73.37	71.57	74.02
2-NN	73.48	73.38	70.11	70.05	70.57	71.52
4-NN	72.50	73.39	68.89	71.16	70.87	71.36
Random Forest	63.17	62.63	59.47	59.50	59.76	60.90
Naive Bayes	56.78	56.78	53.74	55.08	56.26	55.73
Ensemble Learning	38.31	39.35	38.89	37.69	38.34	38.51
Decision Tree	31.34	30.59	32.14	31.06	30.73	31.17

For each of the five training-testing data splits, Algorithm 4 was run on training images and the classification performance is evaluated on test images. Algorithm 4 was applied on the feature vectors (which were normalized to have zero-mean and unity-variance along each dimension) taking the subspace dimension  $n = 20$ , ratio  $M/N = 0.5$ , and the number of layers  $L = 5$ . To make a comparison of the proposed methodology (i.e. Algorithm 4) with the classical machine learning algorithms, following methods were considered:

- $k$ -nearest neighbor with  $k = 1$ ,  $k = 2$ , and  $k = 4$  implemented using MATLAB function “*fitcknn*”.
- Naive Bayes implemented using MATLAB function “*fitcnb*”.
- Decision tree implemented using MATLAB function “*fitctree*”.

- SVM implemented using MATLAB function “*fitcecoc*”.
- Ensemble learning implemented using MATLAB function “*fitcensemble*”.
- Random forest of 100 classification trees implemented using MATLAB function “*Tree-Bagger*”.
- The 8192–dimensional feature vector, formed by joining the outputs of fully connected layer “fc6” of AlexNet and VGG-16, can serve as input to another multi-layered feed-forward network to form a deep network. The so formed deep network with a soft max transfer function in the output layer can be used for classification. A network, processing the feature vector with a hidden layer consisting of 100 neurons followed by an output layer with 25 (= number of classes) neurons, is trained using scaled conjugate gradient back-propagation with cross-entropy as the performance function. It was experimentally observed that a single hidden layer with 100 neuron is sufficient and increasing the number of hidden layers in the network doesn’t lead to any considerable improvement in the performance.

The performance of different classification algorithms on Freiburg groceries dataset is listed in Table 1. The discriminant analysis classifiers were not considered here as the image feature dimension is higher than the number of training samples. It is observed from Table 1 that Algorithm 4 performed best amongst all considered machine learning methods in each of the five training-testing data splits.

## 5.2 Robustness in Classification

The robust performance of Algorithm 4 is verified by considering a handwritten digits recognition problem with the widely used MNIST dataset. The dataset contains  $28 \times 28$  sized images divided into training set of 60000 images and testing set of 10000 images. The images’ pixel values were divided by 255 to normalize the values in the range from 0 to 1. The  $28 \times 28$  normalized values of each image are flattened to an equivalent 784–dimensional image-representing-vector. Algorithm 4 was applied on training data taking the subspace dimension  $n = 20$ , ratio  $M/N = 0.5$ , and the number of layers  $L = 5$ .

To study the robustness, the test images are contaminated by zero-mean Gaussian additive noise with varying level of standard deviation. The widely used Convolutional Neural Network (CNN) is taken as a reference for comparing the performance of Algorithm 4. A CNN with the patch size of  $5 \times 5$ , first convolutional layer of 32 features, second convolutional layer of 64 features, and densely connected layer of 1024 neurons is considered. The convolutions use a stride of one and are zero padded so that the output is the same size as the input. The pooling is max pooling over  $2 \times 2$  blocks. The CNN was implemented using TensorFlow™ which is an open-source software library for numerical computations and machine intelligence. The CNN was trained for 10000 iterations where each iteration uses 100 randomly chosen images from the training set.

Table 2 clearly demonstrates the robustness of Algorithm 4 against noise in the test images. At zero noise level, both Algorithm 4 and CNN had nearly the same performance, however, with an increasing level of noise the decrease in classification accuracy is observed to be much slower in the case of Algorithm 4 than CNN. As the noise level increases,



Table 2: The performance in classifying noisy images of MNIST digits

noise standard deviation	classification accuracy on test images		
	Algorithm 4 (relative entropy)	Algorithm 4 (squared Euclidean norm)	CNN
0	0.9864	<u>0.9866</u>	<b>0.9897</b>
0.2	<u>0.9814</u>	<b>0.9826</b>	0.9608
0.4	<u>0.9701</u>	<b>0.9729</b>	0.8198
0.6	<u>0.9233</u>	<b>0.9274</b>	0.6227
0.8	<u>0.8475</u>	<b>0.8483</b>	0.4482

the improvement in the performance of Algorithm 4 than CNN becomes more and more significant.

## 6. Concluding Remarks

This study has outlined a novel framework for data representation learning based on the notion of membership-mapping. A membership-mapping, motivated by fuzzy theory, represents data points through attribute values. As the membership-mappings can be learned analytically using variational optimization, a motivation of designing deep models with the membership-mapping serving as deep model’s building-block arises. As an example of a deep model composed of membership-mappings, the Bregman divergence based conditionally deep autoencoder was presented. The capability of the conditionally deep autoencoder in effectively learning data representation can be used for classification applications. Experiments were provided to demonstrate the competitive performance of the proposed framework in classifying high-dimensional feature vectors and in rendering robustness to the classification.

## Acknowledgments

The research reported in this paper has been supported by the Austrian Research Promotion Agency (FFG) Sub-Project PETAI (Privacy Secured Explainable and Transferable AI for Healthcare Systems); the Federal Ministry for Climate Action, Environment, Energy, Mobility, Innovation and Technology (BMK); the Federal Ministry for Digital and Economic Affairs (BMDW); and the Province of Upper Austria in the frame of the COMET - Competence Centers for Excellent Technologies Programme managed by Austrian Research Promotion Agency FFG.

## Appendix A. Evaluation of $\mu_{y_j; \mathbf{u}_j}$

Using (59), we have

$$\langle \log(\mu_{y_j; \mathbf{f}_j}(\tilde{y}_j)) \rangle_{\mu_{\mathbf{f}_j; \mathbf{u}_j}} = -0.5\tau z \|\tilde{y}_j - \bar{m}_{\mathbf{f}_j}\|^2 - 0.5\tau z \frac{\nu + (\mathbf{u}_j)^T (K_{\text{aa}})^{-1} \mathbf{u}_j - 2}{\nu + M - 2} \text{Tr}(\bar{K}_{\text{xx}})$$

where  $\text{Tr}(\cdot)$  denotes the trace operator. Using (60) and (61),

$$\begin{aligned} \langle \log(\mu_{y_j; \mathbf{f}_j}(\tilde{y}_j)) \rangle_{\mu_{\mathbf{f}_j; \mathbf{u}_j}} &= -0.5\tau z \|\tilde{y}_j\|^2 + \tau z (\tilde{y}_j)^T K_{\text{xa}} (K_{\text{aa}})^{-1} \mathbf{u}_j - 0.5\tau z (\mathbf{u}_j)^T (K_{\text{aa}})^{-1} K_{\text{ax}} K_{\text{xa}} (K_{\text{aa}})^{-1} \mathbf{u}_j \\ &\quad - 0.5\tau z \frac{\nu + (\mathbf{u}_j)^T (K_{\text{aa}})^{-1} \mathbf{u}_j - 2}{\nu + M - 2} (\text{Tr}(K_{\text{xx}}) - \text{Tr}((K_{\text{aa}})^{-1} K_{\text{ax}} K_{\text{xa}})) \end{aligned} \quad (119)$$

Define

$$\xi = \sum_{i=1}^N \langle kr(x^i, x^i) \rangle_{\mu_{x^i}}. \quad (120)$$

Define a matrix  $\Psi \in \mathbb{R}^{N \times M}$  with  $(i, m)$ -th element as

$$\Psi_{i,m} = \langle kr(x^i, a^m) \rangle_{\mu_{x^i}}. \quad (121)$$

Define a matrix  $\Phi \in \mathbb{R}^{M \times M}$  with  $(m, m')$ -th element as

$$\Phi_{m,m'} = \sum_{i=1}^N \langle kr(a^m, x^i) kr(x^i, a^{m'}) \rangle_{\mu_{x^i}}. \quad (122)$$

Using (29) and (51) in (120), (121), and (122),

$$\xi = N\sigma^2 \quad (123)$$

$$\Psi_{i,m} = \frac{\sigma^2}{\prod_{k=1}^n (\sqrt{1 + w_k \sigma_x^2})} \exp\left(-\frac{1}{2} \sum_{k=1}^n \frac{w_k |a_k^m - x_k^i|^2}{1 + w_k \sigma_x^2}\right) \quad (124)$$

$$\Phi_{m,m'} = \frac{\sigma^4}{\prod_{k=1}^n (\sqrt{1 + 2w_k \sigma_x^2})} \sum_{i=1}^N \exp\left(-\frac{1}{4} \sum_{k=1}^n w_k (a_k^m - a_k^{m'})^2 - \sum_{k=1}^n \frac{w_k |0.5(a_k^m + a_k^{m'}) - x_k^i|^2}{1 + 2w_k \sigma_x^2}\right) \quad (125)$$

where  $a_k^m$  and  $x_k^i$  denotes the  $k$ -th element of  $a^m$  and  $x^i$  respectively. Using (119),

$$\begin{aligned} &\left\langle \cdots \left\langle \langle \log(\mu_{y_j; \mathbf{f}_j}(\tilde{y}_j)) \rangle_{\mu_{\mathbf{f}_j; \mathbf{u}_j}} \right\rangle_{\mu_{x^1}} \cdots \right\rangle_{\mu_{x^N}} \\ &= -0.5\tau z \|\tilde{y}_j\|^2 + \tau z (\tilde{y}_j)^T \Psi (K_{\text{aa}})^{-1} \mathbf{u}_j - 0.5\tau z (\mathbf{u}_j)^T (K_{\text{aa}})^{-1} \Phi (K_{\text{aa}})^{-1} \mathbf{u}_j \\ &\quad - \frac{\tau z \nu + (\mathbf{u}_j)^T (K_{\text{aa}})^{-1} \mathbf{u}_j - 2}{\nu + M - 2} (\xi - \text{Tr}((K_{\text{aa}})^{-1} \Phi)). \end{aligned}$$

Using (62),

$$\begin{aligned} \mu_{y_j; \mathbf{u}_j}(\tilde{y}_j) &\propto \exp\left(-0.5\tau z \|\tilde{y}_j\|^2 + \tau z (\tilde{y}_j)^T \Psi (K_{\text{aa}})^{-1} \mathbf{u}_j - 0.5\tau z (\mathbf{u}_j)^T (K_{\text{aa}})^{-1} \Phi (K_{\text{aa}})^{-1} \mathbf{u}_j \right. \\ &\quad \left. - \frac{\tau z \nu + (\mathbf{u}_j)^T (K_{\text{aa}})^{-1} \mathbf{u}_j}{\nu + M - 2} (\xi - \text{Tr}((K_{\text{aa}})^{-1} \Phi)) + \{/(\tilde{y}_j, \mathbf{u}_j)\} \right) \end{aligned}$$

where  $\{/(\tilde{y}_j, \mathbf{u}_j)\}$  represents all those terms which are independent of both  $\tilde{y}_j$  and  $\mathbf{u}_j$ . Define

$$\hat{K}_{\mathbf{u}_j} = \left( (K_{\text{aa}})^{-1} + \tau z (K_{\text{aa}})^{-1} \Phi (K_{\text{aa}})^{-1} + \tau z \frac{\xi - \text{Tr}((K_{\text{aa}})^{-1} \Phi)}{\nu + M - 2} (K_{\text{aa}})^{-1} \right)^{-1} \quad (126)$$

$$\hat{m}_{\mathbf{u}_j}(\tilde{y}_j) = \tau z \hat{K}_{\mathbf{u}_j} (K_{\text{aa}})^{-1} (\Psi)^T \tilde{y}_j \quad (127)$$

to express  $\mu_{y_j; \mathbf{u}_j}(\tilde{y}_j)$  as in (63).

## Appendix B. Proof of Result 4

A new objective functional is defined after excluding  $\mathbf{u}_j$ -independent terms and taking into account the integral constraint through a Lagrange multiplier  $\gamma$ :

$$\begin{aligned} \mathcal{J} = & \left\langle (\mathbf{u}_j)^T \hat{K}_{\mathbf{u}_j}^{-1} \hat{m}_{\mathbf{u}_j}(y_j) - 0.5(\mathbf{u}_j)^T \hat{K}_{\mathbf{u}_j}^{-1} \mathbf{u}_j + 0.5(\mathbf{u}_j)^T (K_{\text{aa}})^{-1} \mathbf{u}_j - \log(\mu_{\mathbf{u}_j}(\mathbf{u}_j)) - 0.5(\mathbf{u}_j)^T (K_{\text{aa}})^{-1} \mathbf{u}_j \right\rangle_{\mu_{\mathbf{u}_j}} \\ & + \gamma \left\{ \int_{\mathbb{R}^M} \mu_{\mathbf{u}_j}(\mathbf{u}_j) \, d\lambda^M(\mathbf{u}_j) - C_{\mathbf{u}_j} \right\} \end{aligned} \quad (128)$$

$$\begin{aligned} = & \frac{1}{C_{\mathbf{u}_j}} \int_{\mathbb{R}^M} d\lambda^M(\mathbf{u}_j) \mu_{\mathbf{u}_j}(\mathbf{u}_j) \left\{ (\mathbf{u}_j)^T \hat{K}_{\mathbf{u}_j}^{-1} \hat{m}_{\mathbf{u}_j}(y_j) - 0.5(\mathbf{u}_j)^T \hat{K}_{\mathbf{u}_j}^{-1} \mathbf{u}_j - \log(\mu_{\mathbf{u}_j}(\mathbf{u}_j)) \right\} \\ & + \gamma \left\{ \int_{\mathbb{R}^M} \mu_{\mathbf{u}_j}(\mathbf{u}_j) \, d\lambda^M(\mathbf{u}_j) - C_{\mathbf{u}_j} \right\} \end{aligned} \quad (129)$$

Setting the functional derivative of  $\mathcal{J}$  w.r.t.  $\mu_{\mathbf{u}_j}$  equal to zero,

$$0 = \gamma + (1/C_{\mathbf{u}_j}) \left[ -1 - 0.5(\mathbf{u}_j)^T \hat{K}_{\mathbf{u}_j}^{-1} \mathbf{u}_j + (\mathbf{u}_j)^T \hat{K}_{\mathbf{u}_j}^{-1} \hat{m}_{\mathbf{u}_j}(y_j) - \log(\mu_{\mathbf{u}_j}(\mathbf{u}_j)) \right]. \quad (130)$$

That is,

$$\mu_{\mathbf{u}_j}(\mathbf{u}_j) = \exp(\gamma C_{\mathbf{u}_j} - 1) \exp \left( -0.5(\mathbf{u}_j)^T \hat{K}_{\mathbf{u}_j}^{-1} \mathbf{u}_j + (\mathbf{u}_j)^T \hat{K}_{\mathbf{u}_j}^{-1} \hat{m}_{\mathbf{u}_j}(y_j) \right). \quad (131)$$

The optimal value of  $\gamma$  is obtained by solving  $\int_{\mathbb{R}^M} \mu_{\mathbf{u}_j} \, d\lambda^M = C_{\mathbf{u}_j}$ . This leads to

$$\exp(\gamma C_{\mathbf{u}_j} - 1) \sqrt{(2\pi)^M / |\hat{K}_{\mathbf{u}_j}^{-1}|} \exp \left( 0.5 (\hat{m}_{\mathbf{u}_j}(y_j))^T \hat{K}_{\mathbf{u}_j}^{-1} \hat{m}_{\mathbf{u}_j}(y_j) \right) = C_{\mathbf{u}_j}. \quad (132)$$

Thus, the optimal expression for  $\mu_{\mathbf{u}_j}$  is given as

$$\mu_{\mathbf{u}_j}^*(\mathbf{u}_j) = C_{\mathbf{u}_j} \sqrt{|\hat{K}_{\mathbf{u}_j}^{-1}| / (2\pi)^M} \exp \left( -0.5(\mathbf{u}_j - \hat{m}_{\mathbf{u}_j}(y_j))^T \hat{K}_{\mathbf{u}_j}^{-1} (\mathbf{u}_j - \hat{m}_{\mathbf{u}_j}(y_j)) \right). \quad (133)$$

Finally,  $C_{\mathbf{u}_j}$  is chosen such that  $\max_{\mathbf{u}_j} \mu_{\mathbf{u}_j}^*(\mathbf{u}_j) = 1$ . This results in

$$\mu_{\mathbf{u}_j}^*(\mathbf{u}_j) = \exp \left( -0.5(\mathbf{u}_j - \hat{m}_{\mathbf{u}_j}(y_j))^T \hat{K}_{\mathbf{u}_j}^{-1} (\mathbf{u}_j - \hat{m}_{\mathbf{u}_j}(y_j)) \right). \quad (134)$$

Thus,  $\langle \mathbf{u}_j \rangle_{\mu_{\mathbf{u}_j}^*} = \hat{m}_{\mathbf{u}_j}(y_j)$ , and using (127), we get (135).

$$\langle \mathbf{u}_j \rangle_{\mu_{\mathbf{u}_j}^*} = \tau z \hat{K}_{\mathbf{u}_j} (K_{\text{aa}})^{-1} (\Psi)^T y_j. \quad (135)$$

Using

$$\hat{K}_{u_j}^{-1} - (K_{aa})^{-1} = \tau z (K_{aa})^{-1} \Phi (K_{aa})^{-1} + \tau z \frac{\xi - \text{Tr}((K_{aa})^{-1} \Phi)}{\nu + M - 2} (K_{aa})^{-1} \quad (136)$$

$$\hat{K}_{u_j}^{-1} \hat{m}_{u_j}(y_j) = \tau z (K_{aa})^{-1} (\Psi)^T y_j, \quad (137)$$

we have

$$\begin{aligned} \log(\mu_{y_j; u_j}(\tilde{y}_j)) &= -0.5\tau z \|\tilde{y}_j\|^2 + \tau z (u_j)^T (K_{aa})^{-1} (\Psi)^T \tilde{y}_j \\ &\quad - 0.5\tau z (u_j)^T \left\{ (K_{aa})^{-1} \Phi (K_{aa})^{-1} + \frac{\xi - \text{Tr}((K_{aa})^{-1} \Phi)}{\nu + M - 2} (K_{aa})^{-1} \right\} u_j. \end{aligned}$$

Thus,  $\langle \log(\mu_{y_j; u_j}(\tilde{y}_j)) \rangle_{\mu_{u_j}^*}$  is given as

$$\begin{aligned} &\langle \log(\mu_{y_j; u_j}(\tilde{y}_j)) \rangle_{\mu_{u_j}^*} \\ &= -0.5\tau z \|\tilde{y}_j\|^2 + \tau z (\hat{m}_{u_j}(y_j))^T (K_{aa})^{-1} (\Psi)^T \tilde{y}_j - 0.5\tau z (\hat{m}_{u_j}(y_j))^T \left\{ (K_{aa})^{-1} \Phi (K_{aa})^{-1} \right. \\ &\quad \left. + \frac{\xi - \text{Tr}((K_{aa})^{-1} \Phi)}{\nu + M - 2} (K_{aa})^{-1} \right\} \hat{m}_{u_j}(y_j) - 0.5\tau z \text{Tr} \left( (K_{aa})^{-1} \Phi (K_{aa})^{-1} \hat{K}_{u_j} \right. \\ &\quad \left. + \frac{\xi - \text{Tr}((K_{aa})^{-1} \Phi)}{\nu + M - 2} (K_{aa})^{-1} \hat{K}_{u_j} \right). \end{aligned} \quad (138)$$

The data-model (65) using (138) becomes as

$$\begin{aligned} \mu_{y_j}(\tilde{y}_j) &\propto \exp \left( -0.5\tau z \|\tilde{y}_j\|^2 + \tau z (\hat{m}_{u_j}(y_j))^T (K_{aa})^{-1} (\Psi)^T \tilde{y}_j \right. \\ &\quad \left. - 0.5\tau z (\hat{m}_{u_j}(y_j))^T \left\{ (K_{aa})^{-1} \Phi (K_{aa})^{-1} + \frac{\xi - \text{Tr}((K_{aa})^{-1} \Phi)}{\nu + M - 2} (K_{aa})^{-1} \right\} \hat{m}_{u_j}(y_j) \right. \\ &\quad \left. - 0.5\tau z \text{Tr} \left( (K_{aa})^{-1} \Phi (K_{aa})^{-1} \hat{K}_{u_j} + \frac{\xi - \text{Tr}((K_{aa})^{-1} \Phi)}{\nu + M - 2} (K_{aa})^{-1} \hat{K}_{u_j} \right) \right). \end{aligned} \quad (139)$$

That is, (69) follows.

## Appendix C. Proof of Result 5

$J$  can be rewritten using (71), (70), (89), and (57) as

$$J = -0.5 \langle \tau \rangle_{q_\tau} \langle z \rangle_{q_z} O + 0.5Np \langle \log(\tau) \rangle_{q_\tau} + 0.5Np \langle \log(z) \rangle_{q_z} - \langle \log(q_\Omega(\Omega)/\mu_\Omega(\Omega)) \rangle_{q_\Omega}.$$

### C.1 Optimization of $q_\tau$

$J$  can be separated into  $\tau$ -dependent and  $\tau$ -independent terms as follows:

$$J = -0.5 \langle \tau \rangle_{q_\tau} \langle z \rangle_{q_z} O + 0.5Np \langle \log(\tau) \rangle_{q_\tau} - \langle \log(q_\tau(\tau)/\mu_\tau(\tau)) \rangle_{q_\tau} + \{\tau\}$$

where  $\{\tau\}$  represents all  $\tau$ -independent terms. After substituting the value of  $\mu_\tau$  from (53),  $J$  becomes

$$J = -0.5 \langle \tau \rangle_{q_\tau} \langle z \rangle_{q_z} O + (a_\tau + 0.5Np - 1) \langle \log(\tau) \rangle_{q_\tau} - b_\tau \langle \tau \rangle_{q_\tau} - \langle \log(q_\tau(\tau)) \rangle_{q_\tau} + \{\tau\}.$$

Define

$$\begin{aligned}\hat{a}_\tau &= a_\tau + 0.5Np \\ \hat{b}_\tau &= b_\tau + 0.5 \langle z \rangle_{q_z} O\end{aligned}$$

to express  $J$  as

$$\begin{aligned}J &= \left\langle (\hat{a}_\tau - 1) \log(\tau) - \hat{b}_\tau \tau - \log(q_\tau(\tau)) \right\rangle_{q_\tau} + \{/\tau\} \\ &= \frac{1}{C_\tau} \int_{\mathbb{R}_{>0}} d\lambda^1(\tau) q_\tau(\tau) \left\{ (\hat{a}_\tau - 1) \log(\tau) - \hat{b}_\tau \tau - \log(q_\tau(\tau)) \right\} + \{/\tau\}.\end{aligned}$$

The constraint on  $q_\tau$  can be incorporated in the optimization problem by the use of Lagrange multiplier  $\gamma$  to define the new functional as

$$\mathcal{J} = (1/C_\tau) \int_{\mathbb{R}_{>0}} d\lambda^1(\tau) q_\tau(\tau) \left\{ (\hat{a}_\tau - 1) \log(\tau) - \hat{b}_\tau \tau - \log(q_\tau(\tau)) \right\} + \gamma \left\{ \int_{\mathbb{R}_{>0}} d\lambda^1(\tau) q_\tau(\tau) - C_\tau \right\}.$$

Setting the functional derivative of  $\mathcal{J}$  w.r.t.  $q_\tau(\tau)$  equal to zero,

$$(1/C_\tau) \left\{ (\hat{a}_\tau - 1) \log(\tau) - \hat{b}_\tau \tau - 1 - \log(q_\tau(\tau)) \right\} + \gamma = 0.$$

That is,

$$q_\tau(\tau) = \exp(\gamma C_\tau - 1) (\tau)^{\hat{a}_\tau - 1} \exp(-\hat{b}_\tau \tau).$$

The optimal value of  $\gamma$  is obtained by solving  $\int_{\mathbb{R}_{>0}} d\lambda^1(\tau) q_\tau(\tau) = C_\tau$ . This leads to

$$\exp(\gamma C_\tau - 1) (\Gamma(\hat{a}_\tau) / (\hat{b}_\tau)^{\hat{a}_\tau}) = C_\tau$$

where  $\Gamma(\cdot)$  is the Gamma function. Thus, the optimal expression for  $q(\tau)$  is given as

$$q_\tau^*(\tau; C_\tau) = C_\tau \left( (\hat{b}_\tau)^{\hat{a}_\tau} / \Gamma(\hat{a}_\tau) \right) (\tau)^{\hat{a}_\tau - 1} \exp(-\hat{b}_\tau \tau).$$

Finally,  $C_\tau$  is chosen to make  $\max_\tau q_\tau^*(\tau; C_\tau) = 1$ . This consideration results in

$$q_\tau^*(\tau) = \left( \hat{b}_\tau / (\hat{a}_\tau - 1) \right)^{\hat{a}_\tau - 1} \exp(\hat{a}_\tau - 1) (\tau)^{\hat{a}_\tau - 1} \exp(-\hat{b}_\tau \tau).$$

## C.2 Optimization of $q_z$

$J$  can be separated into  $z$ -dependent and  $z$ -independent terms as follows:

$$J = -0.5 \langle \tau \rangle_{q_\tau} \langle z \rangle_{q_z} O + 0.5Np \langle \log(z) \rangle_{q_z} - \left\langle \left\langle \log(q_z(z) / \mu_z(z)) \right\rangle_{q_z} \right\rangle_{q_r} + \{/z\}.$$

Substituting the value of  $\mu_z$  from (54),  $J$  becomes

$$J = -0.5 \langle \tau \rangle_{q_\tau} \langle z \rangle_{q_z} O + \left( 0.5Np + \langle r \rangle_{q_r} \right) \langle \log(z) \rangle_{q_z} - \langle r \rangle_{q_r} \langle s \rangle_{q_s} \langle z \rangle_{q_z} - \langle \log(q_z(z)) \rangle_{q_z} + \{/z\}.$$

Define

$$\begin{aligned}\hat{a}_z &= 1 + 0.5Np + \langle r \rangle_{q_r} \\ \hat{b}_z &= \langle r \rangle_{q_r} \langle s \rangle_{q_s} + 0.5 \langle \tau \rangle_{q_\tau} O\end{aligned}$$

to express  $J$  as

$$\begin{aligned}J &= \left\langle (\hat{a}_z - 1) \log(z) - \hat{b}_z z - \log(q_z(z)) \right\rangle_{q_z} + \{/z\} \\ &= \frac{1}{C_z} \int_{\mathbb{R}_{>0}} d\lambda^1(z) q_z(z) \left\{ (\hat{a}_z - 1) \log(z) - \hat{b}_z z - \log(q_z(z)) \right\} + \{/z\}.\end{aligned}$$

Maximizing  $J$  w.r.t.  $q_z(z)$  under the constraint:  $\int_{\mathbb{R}_{>0}} d\lambda^1(z) q_z(z) = C_z$ , and then choosing  $C_z$  such that  $\max_z q_z(z) = 1$ , results in

$$q_z^*(z) = \left( \hat{b}_z / (\hat{a}_z - 1) \right)^{\hat{a}_z - 1} \exp(\hat{a}_z - 1)(z)^{\hat{a}_z - 1} \exp(-\hat{b}_z z).$$

### C.3 Optimization of $q_r$

$J$  can be partitioned into  $r$ -dependent and  $r$ -independent terms as follows

$$\begin{aligned}J &= - \left\langle \left\langle \langle \log(q_r(r) / (\mu_z(z) \mu_r(r))) \rangle_{q_z} \right\rangle_{q_r} \right\rangle_{q_s} + \{/r\} \\ &= \langle r \rangle_{q_r} \langle \log(s) \rangle_{q_s} + \langle r \rangle_{q_r} + \langle r \rangle_{q_r} \langle \log(z) \rangle_{q_z} - \langle r \rangle_{q_r} \langle s \rangle_{q_s} \langle z \rangle_{q_z} + (a_r - 1) \langle \log(r) \rangle_{q_r} \\ &\quad - b_r \langle r \rangle_{q_r} - \langle \log(q_r(r)) \rangle_{q_r} + \{/r\}.\end{aligned}$$

Define

$$\begin{aligned}\hat{a}_r &= a_r \\ \hat{b}_r &= b_r + \langle s \rangle_{q_s} \langle z \rangle_{q_z} - \langle \log(s) \rangle_{q_s} - 1 - \langle \log(z) \rangle_{q_z}\end{aligned}$$

to express  $J$  as

$$J = \left\langle (\hat{a}_r - 1) \log(r) - \hat{b}_r r - \log(q_r(r)) \right\rangle_{q_r} + \{/r\}.$$

Maximizing  $J$  w.r.t.  $q_r(r)$  under the constraint:  $\int_{\mathbb{R}_{>0}} d\lambda^1(r) q_r(r) = C_r$ , and then choosing  $C_r$  such that  $\max_r q_r(r) = 1$ , results in

$$q_r^*(r) = \left( \hat{b}_r / (\hat{a}_r - 1) \right)^{\hat{a}_r - 1} \exp(\hat{a}_r - 1)(r)^{\hat{a}_r - 1} \exp(-\hat{b}_r r).$$

### C.4 Optimization of $q_s$

$J$  can be partitioned into  $s$ -dependent and  $s$ -independent terms as follows

$$\begin{aligned}J &= - \left\langle \left\langle \langle \log(q_s(s) / (\mu_z(z) \mu_s(s))) \rangle_{q_z} \right\rangle_{q_r} \right\rangle_{q_s} + \{/s\} \\ &= \langle r \rangle_{q_r} \langle \log(s) \rangle_{q_s} - \langle r \rangle_{q_r} \langle s \rangle_{q_s} \langle z \rangle_{q_z} + (a_s - 1) \langle \log(s) \rangle_{q_s} - b_s \langle s \rangle_{q_s} - \langle \log(q_s(s)) \rangle_{q_s} + \{/s\}.\end{aligned}$$

Define

$$\begin{aligned}\hat{a}_s &= a_s + \langle r \rangle_{q_r} \\ \hat{b}_s &= b_s + \langle r \rangle_{q_r} \langle z \rangle_{q_z}\end{aligned}$$

to express  $J$  as

$$J = \left\langle (\hat{a}_s - 1) \log(s) - \hat{b}_s s - \log(q_s(s)) \right\rangle_{q_s} + \{ /s \}.$$

Maximizing  $J$  w.r.t.  $q_s(s)$  under the constraint:  $\int_{\mathbb{R}_{>0}} d\lambda^1(s) q_s(s) = C_s$ , and then choosing  $C_s$  such that  $\max_s q_s(s) = 1$ , results in

$$q_s^*(s) = \left( \hat{b}_s / (\hat{a}_s - 1) \right)^{\hat{a}_s - 1} \exp(\hat{a}_s - 1)(s)^{\hat{a}_s - 1} \exp(-\hat{b}_s s).$$

### C.5 Evaluation of Weighted Averages

Having derived the expression for membership functions, the averages can be evaluated as  $\langle \tau \rangle_{q_\tau^*} = \hat{a}_\tau / \hat{b}_\tau$ ,  $\langle z \rangle_{q_z^*} = \hat{a}_z / \hat{b}_z$ ,  $\langle \log(z) \rangle_{q_z^*} = \psi(\hat{a}_z) - \log(\hat{b}_z)$ ,  $\langle r \rangle_{q_r^*} = \hat{a}_r / \hat{b}_r$ ,  $\langle s \rangle_{q_s^*} = \hat{a}_s / \hat{b}_s$ ,  $\langle \log(s) \rangle_{q_s^*} = \psi(\hat{a}_s) - \log(\hat{b}_s)$ , where  $\psi(\cdot)$  is the digamma function.

### C.6 Estimation of Membership Functions' Parameters

The set of equations for estimating optimal membership functions' parameter, obtained after evaluating the integrals, are summarized as (78, 79, 81, 82, 84, 85, 87, 88) in Result 5.

## Appendix D. Membership-Mapping Output Estimation

Using (59) and (60), we have

$$\langle (f_j)_i \rangle_{\mu_{f_j; u_j}} = (K_{xa} (K_{aa})^{-1} u_j)_i \quad (140)$$

$$= [kr(x^i, a^1) \cdots kr(x^i, a^M)] (K_{aa})^{-1} u_j. \quad (141)$$

Thus,

$$\widehat{\mathcal{F}_j(x^i)} = \left[ \langle kr(x^i, a^1) \rangle_{\mu_{x^i}} \cdots \langle kr(x^i, a^M) \rangle_{\mu_{x^i}} \right] (K_{aa})^{-1} \langle u_j \rangle_{\mu_{u_j}}. \quad (142)$$

It follows from (91), (124), and (121) that

$$\langle kr(x^i, a^m) \rangle_{\mu_{x^i}} = G_m(x^i). \quad (143)$$

Using (143) and (135) in (142), we have

$$\widehat{\mathcal{F}_j(x^i)} = \tau z (G(x^i)) (K_{aa})^{-1} \hat{K}_{u_j} (K_{aa})^{-1} (\Psi)^T y_j. \quad (144)$$

Substituting  $\hat{K}_{u_j}$  from (126) in (144), we get (92).

## References

- P. Jund, N. Abdo, A. Eitel, and W. Burgard. The freiburg groceries dataset. *CoRR*, abs/1611.05799, 2016. URL <http://arxiv.org/abs/1611.05799>.
- M. Kumar and B. Freudenthaler. Fuzzy membership functional analysis for nonparametric deep models of image features. *IEEE Transactions on Fuzzy Systems*, 28(12):3345–3359, 2020. doi: 10.1109/TFUZZ.2019.2950636.
- M. Kumar, N. Stoll, and R. Stoll. Variational bayes for a mixed stochastic/deterministic fuzzy filter. *IEEE Transactions on Fuzzy Systems*, 18(4):787–801, Aug 2010. doi: 10.1109/TFUZZ.2010.2048331.
- M. Kumar, N. Stoll, and R. Stoll. Stationary Fuzzy Fokker-Planck Learning and Stochastic Fuzzy Filtering. *IEEE Transactions on Fuzzy Systems*, 19(5):873–889, Oct 2011. ISSN 1063-6706. doi: {10.1109/TFUZZ.2011.2148724}.
- M. Kumar, N. Stoll, R. Stoll, and K. Thurow. A stochastic framework for robust fuzzy filtering and analysis of signals—part i. *IEEE Transactions on Cybernetics*, 46(5):1118–1131, May 2016. doi: 10.1109/TCYB.2015.2423657.
- M. Kumar, Y. Mao, Y. Wang, T. Qiu, Y. Chenggen, and W. Zhang. Fuzzy theoretic approach to signals and systems: Static systems. *Information Sciences*, 418:668 – 702, 2017.
- M. Kumar, W. Zhang, M. Weippert, and B. Freudenthaler. An explainable fuzzy theoretic nonparametric deep model for stress assessment using heartbeat intervals analysis. *IEEE Transactions on Fuzzy Systems*, pages 1–1, 2020. doi: 10.1109/TFUZZ.2020.3029284.
- M. Kumar, S. Singh, and B. Freudenthaler. Gaussian fuzzy theoretic analysis for variational learning of nested compositions. *International Journal of Approximate Reasoning*, 131: 1–29, 2021. doi: <https://doi.org/10.1016/j.ijar.2020.12.021>.
- S. Nadarajah and S. Kotz. Mathematical properties of the multivariate t distribution. *Acta Applicandae Mathematica*, 89(1):53–84, Dec 2005. ISSN 1572-9036. doi: 10.1007/s10440-005-9003-4.
- W. Zhang, M. Kumar, Y. Zhou, J. Yang, and Y. Mao. Analytically derived fuzzy membership functions. *Cluster Computing*, Dec 2017. ISSN 1573-7543. doi: 10.1007/s10586-017-1503-2. URL <https://doi.org/10.1007/s10586-017-1503-2>.