

Transition to chaos in a reduced-order model of a shear layer

André V. G. Cavalieri¹†, Erico L. Rempel² and Petrônio A. S. Nogueira³

¹Divisão de Engenharia Aeroespacial, Instituto Tecnológico de Aeronáutica, São José dos Campos, SP, Brazil

²Divisão de Ciências Fundamentais, Instituto Tecnológico de Aeronáutica, São José dos Campos, SP, Brazil

³Department of Mechanical and Aerospace Engineering, Laboratory for Turbulence Research in Aerospace and Combustion, Monash University, Clayton, Australia

(Received xx; revised xx; accepted xx)

The present work studies the non-linear dynamics of a shear layer, driven by a body force and confined between parallel walls, a simplified setting to study transitional and turbulent shear layers. It was introduced by Nogueira & Cavalieri (*J. Fluid Mech.* 907, A32, 2021), and is here studied using a reduced-order model based on a Galerkin projection of the Navier-Stokes system. By considering a confined shear layer with free-slip boundary conditions on the walls, periodic boundary conditions in streamwise and spanwise directions may be used, simplifying the system and enabling the use of methods of dynamical systems theory. A basis of eight modes is used in the Galerkin projection, representing the mean flow, Kelvin-Helmholtz vortices, rolls, streaks and oblique waves, structures observed in the cited work, and also present in shear layers and jets. A dynamical system is obtained, and its transition to chaos is studied. Increasing Reynolds number Re leads to pitchfork and Hopf bifurcations, and the latter leads to a limit cycle with amplitude modulation of vortices, as in the DNS by Nogueira & Cavalieri. Further increase of Re leads to the appearance of a chaotic saddle, followed by the emergence of quasi-periodic and chaotic attractors. The chaotic attractors suffer a merging crisis for higher Re , leading to chaotic dynamics with amplitude modulation and phase jumps of vortices. This is reminiscent of observations of coherent structures in turbulent jets, suggesting that the model represents dynamics consistent with features of shear layers and jets.

Key words: Authors should not enter keywords on the manuscript.

MSC Codes (*Optional*) Please enter your MSC Codes here

1. Introduction

Coherent structures are an important feature in turbulent shear layers and jets, as recognised since the early 1970s (Crow & Champagne 1971; Brown & Roshko 1974; Moore 1977). Large-scale turbulent structures are formed in shear layers with features similar to Kelvin-Helmholtz vortices observed in transitional flows. Their amplitude grows in space as structures are advected downstream, and as they reach a region with a thicker shear layer their amplitude saturates and then decays. Such behaviour may be modelled as an axially extended wavepacket, which is known

† Email address for correspondence: andre@ita.br

to be a dominant source of jet noise (Jordan & Colonius 2013; Cavalieri *et al.* 2019). In turbulent jets, wavepackets are not dominant structures in terms of kinetic energy (Jaunet *et al.* 2017), but are nonetheless strongly correlated with the far-field sound (Cavalieri *et al.* 2013).

The low-frequency sound radiation by supersonic jets is related to Mach-wave radiation: the supersonic phase speed of coherent disturbances leads to radiated Mach waves (Tam 1995; Jordan & Colonius 2013). For subsonic jets the mechanism is more subtle. A hydrodynamic wave with subsonic phase speed does not radiate sound, and radiated acoustic waves are only obtained if one considers the amplitude modulation of wavepackets (Crighton 1975; Jordan & Colonius 2013). However, recent studies have shown that the amplitude modulation is not sufficient to explain the far-field sound of subsonic jets, as modelling of disturbances as a time-periodic wavepacket leads to sound field more than 30dB lower than experimental observations (Baqui *et al.* 2015; Breakey *et al.* 2017). The other relevant feature of wavepackets for subsonic noise generation is its jitter: wavepackets are aperiodic, with frequency-domain properties characterised by a decay of two-point coherence that greatly enhance its sound radiation (Cavalieri & Agarwal 2014; Baqui *et al.* 2015; Cavalieri *et al.* 2019). Such aperiodic character leads to intermittent bursts in the acoustic radiation (Hileman *et al.* 2005; Bogey & Bailly 2007; Koenig *et al.* 2013; Kearney-Fischer *et al.* 2013; Akamine *et al.* 2019). Thus, to target jet noise, a proper model of coherent structures in subsonic jets should include both amplitude modulation and coherence decay.

In order to model wavepackets and their sound radiation it became standard to apply linearised models considering the jet mean field as a base flow. This follows from an early idea of Crighton & Gaster (1976), who modelled wavepackets by considering the equations of motion linearised around a slowly-diverging mean flow. Coherent structures are modelled as Kelvin-Helmholtz wavepackets excited at the nozzle exit. This leads to exponential amplification of disturbances near the nozzle, and downstream amplitude decay as the shear layer thickens. Predictions of such models lead to time-periodic wavepackets, with good agreement with the forced-jet experiments by Crow & Champagne (1971). This was followed by other works, such as Tam & Burton (1984), Cohen & Wygnanski (1987) and Matsubara *et al.* (2020), which confirmed the pertinence of linearised models for turbulent jets subject to harmonic excitation. The aforementioned predictions of time-periodic wavepackets were even seen to match results of unforced turbulent jets (Suzuki & Colonius 2006; Gudmundsson & Colonius 2011; Cavalieri *et al.* 2013), albeit with a perceivable mismatch in the downstream region.

However, besides amplitude modulation, it is important to understand the mechanisms of jitter in wavepackets. A time-periodic wavepacket is perfectly coherent by construction, and coherence decay can only be obtained through the introduction of stochastic disturbances. This is possible through the resolvent framework, with linearised equations forced by non-linear terms that are treated as external forcing. The framework relates inputs (non-linear forcing) and outputs (linearised flow responses), which are ranked based on gains (ratios of output and input energy). As a result, several response modes are obtained for a single frequency, and superposition of optimal and suboptimal response modes leads to stochastic behaviour, as reviewed by Cavalieri *et al.* (2019).

Resolvent analysis for turbulence was initially developed for wall-bounded flows (McKeon & Sharma 2010; Hwang & Cossu 2010), and resolvent models for jets were subsequently developed by Garnaud *et al.* (2013), Jeun *et al.* (2016). Recent comparisons between resolvent modes and numerical simulation or experiment were presented by Schmidt *et al.* (2018) and Lesshafft *et al.* (2019), showing good levels of agreement between the leading response mode and the dominant mode in the jet, obtained through spectral proper orthogonal decomposition (Towne *et al.* 2018). However, suboptimal modes do not show the same level of agreement, and hence resolvent analysis alone cannot provide a stochastic wavepacket sufficiently accurate for jet-noise predictions. Resolvent predictions are expected to match flow responses exactly

if non-linear terms may be modelled as white noise (Towne *et al.* 2018; Cavalieri *et al.* 2019); this is not the case, and thus the inclusion of the structure of non-linear terms is relevant if one wishes to recover accurately the flow statistics, as recently exemplified in wall-bounded flows by Nogueira *et al.* (2021) and Morra *et al.* (2021).

Resolvent analysis sheds light on how non-linearities excite flow responses, but as non-linear terms are considered as an external forcing, further analysis is required to understand the intrinsic non-linear dynamics. Wall-bounded transitional and turbulent flows have seen significant advances by studies of non-linear dynamics. A first possibility is to obtain reduced-order models, where a low number of dominant coherent structures are considered in a Galerkin projection of the Navier-Stokes system. This has been pursued, for instance, by Waleffe (1997), Moehlis *et al.* (2004) and Cavalieri (2021). The Galerkin projection leads to a low-order dynamical system, whose inspection shows the relevant non-linear interactions. The system may be examined using standard methods in nonlinear dynamics, and its low dimension allows fast computations of the response to various initial conditions, which allows a thorough study of the dynamics. The work of Moehlis *et al.* (2004) suggested that wall-bounded turbulence in small computational domains is transient, related to a chaotic saddle which retains the dynamics in a turbulent behaviour for long lifetimes, but eventually does not maintain chaos and the dynamics are attracted by the laminar solution. Such transient chaotic behaviour was later confirmed by experiments in pipe flow with controlled disturbances by Hof *et al.* (2006).

In more recent works, non-linear dynamics have been studied using the full resolution of direct numerical simulations (DNS) for low Reynolds number flows. For Couette flow, several non-trivial steady and periodic solutions have been found since the pioneering works of Nagata (1990) and Kawahara & Kida (2001). There is now a large catalog of solutions, as reviewed by Kawahara *et al.* (2012). Such solutions are unstable, with a saddle behaviour in the state space. As solutions attract (repel) trajectories by their stable (unstable) manifolds, they provide structure to the state space, and it is possible to understand chaotic features by proper “maps” of the state space including invariant solutions (Gibson *et al.* 2008). More generally, chaotic dynamics comprise an infinity of unstable periodic solutions (or orbits), whose attracting and repelling properties may be related to the statistics of chaotic attractors via periodic-orbit theory (Cvitanović & Eckhardt 1989; Chandler & Kerswell 2013; Lucas & Kerswell 2015), although computations are challenging for complex flows.

The derivation of reduced-order models and the study of invariant solutions is simpler in wall-bounded flows due to their homogeneity in two directions (streamwise and spanwise, or azimuthal for pipe flow), which allows the use of periodic boundary conditions and small computational domains, referred to as minimal flow units (Jiménez & Moin 1991; Hamilton *et al.* 1995; Flores & Jiménez 2010). A wavenumber decomposition greatly simplifies the analysis and modelling of wall-bounded flows. On the other hand, round jets have a single homogeneous direction, the azimuth, which makes even linear analysis more complex, requiring a global framework (Theofilis 2003). Accordingly, resolvent models are based on two-dimensional axisymmetric base flows, requiring a global solver with significant computational cost (Garnaud *et al.* 2013; Jeun *et al.* 2016; Schmidt *et al.* 2018; Lesshafft *et al.* 2019). A further complication related to the non-homogeneity in streamwise direction is that jet dynamics and sound radiation are known to depend on the upstream boundary layer, as observed in experimental (Bridges & Hussain 1987; Fontaine *et al.* 2015) and numerical results (Bogey & Bailly 2010; Brès *et al.* 2018). A recent investigation by Kaplan *et al.* (2020) suggests that turbulent-jet wavepackets are excited by coherent boundary-layer structures inside the nozzle. These would need to be included in a reduced-order model of turbulent jets. If one tries to circumvent this by imposing streamwise homogeneity, the result is a temporal jet, which leads to a different perspective in the analysis of dynamics and acoustics (Bogey 2019), but with a loss of temporal homogeneity, as the jet continually spreads in time.

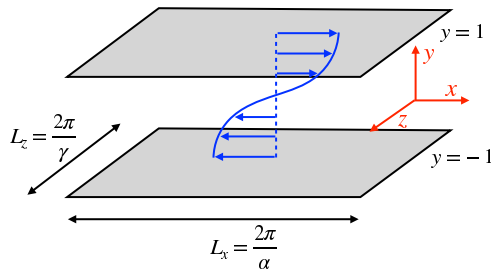


Figure 1: Sketch of the confined shear layer studied in NC (PAPU flow). Blue arrows show the applied body force (which leads to a similar velocity profile for the free-slip boundary conditions considered in this work).

Suponitsky *et al.* (2010) have carried out analysis of jet dynamics and noise by considering non-linear dynamics with a frozen base flow, maintained by a body force. This shows that a jet forced with two frequencies ω_1 and ω_2 develops significant amplitudes in the difference frequency $\omega_2 - \omega_1$ in both hydrodynamic and acoustic fields, in agreement with the early experiments of Ronneberger & Ackermann (1979). Wu & Huerre (2009) explored a similar scenario, with the excitation of wavepackets with close frequencies but opposing azimuthal modes, leading to a slow mean flow distortion that radiates sound. More recently, Wu & Zhuang (2016) and Zhang & Wu (2020) derived a non-linear framework for a shear layer in the incompressible and compressible regimes, respectively, with initial disturbances introduced at the nozzle lip with a non-linear evolution in space and time. The effect of incoherent turbulence is accounted for by including a model of Reynolds stresses.

The above studies offer insight on non-linear interactions among wavepackets, with results that depend on the details of upstream excitation, a natural feature of shear layers and jets. In Nogueira & Cavalieri (2021) (hereafter referred to as NC) we have adopted a different strategy and circumvented the upstream excitation problem by defining a shear layer that is homogeneous in the streamwise direction; this is accomplished by considering a shear layer driven by a body force and confined by two horizontal walls, as sketched in figure 1. The body force leads to a velocity profile with an inflection point, leading to the Kelvin-Helmholtz instability typical of shear layers and jets, and homogeneity in streamwise and spanwise directions leads to a more straightforward extraction of coherent structures and analysis of their interplay. The effect of jet divergence is lost, which is beneficial for a dynamical system analysis as it allows defining a minimal flow unit for a shear layer; however, this comes with a cost, as the effect of mean-flow distortion in coherent structures appears in NC as a temporal modulation, instead of the spatial modulation of wavepackets seen in shear layers and jets (Gudmundsson & Colonius 2011; Cavalieri *et al.* 2013; Zhang & Wu 2020).

It is seen in NC that the shear layer develops not only two-dimensional (spanwise constant) Kelvin-Helmholtz (KH) waves, but also oblique waves. KH waves are related to non-dimensional wavenumbers $(k_x, k_z) = (\pm 1, 0)$ in streamwise and spanwise direction, respectively; oblique waves are related to wavenumbers $(k_x, k_z) = (\pm 1, \pm 1)$. Moreover, the flow also displays streamwise vortices (or rolls) and streaks, with wavenumbers $(k_x, k_z) = (0, \pm 1)$. These are known as dominant structures in wall-bounded turbulence (Hamilton *et al.* 1995; Del Alamo & Jimenez 2006; Hwang & Cossu 2010; Abreu *et al.* 2020). Their presence in turbulent jets was recently studied by Nogueira *et al.* (2019) and Pickering *et al.* (2020) by analyses of experimental and

numerical databases, respectively, clarifying observations from earlier works (see introduction by Pickering *et al.* 2020, for a detailed review and discussion). Visualisations from the velocity field in both cited works indicate that elongated streaks of streamwise velocity are the dominant structures in the velocity field at outer radial positions of turbulent jets, and such streaks are correlated to upstream streamwise vortices.

The study in NC was based on a direct numerical simulation at a low Reynolds number of 200, and showed a limit cycle oscillation with an amplitude modulation in time of KH waves. This motivated labelling the configuration as permanently actuated, periodically unstable (PAPU) flow, as the continuous body force leads to a flow that display an alternation of KH instability and stability. The amplitude modulation was shown to be related to time-periodic mean flow distortion. Such distortion is related to the amplitude of rolls, streaks and oblique waves in the flow. These three structures undergo a periodic cycle. If one considers the sign convention in NC, positive oblique waves lead to the appearance of negative rolls, which lead to negative streaks by the lift-up effect, and finally to negative oblique waves by non-linear interactions, restarting the process with the opposite sign. The observations from the DNS motivated the proposition of an *ad hoc* non-linear system, similar in spirit to the model for wall-bounded turbulence by Waleffe (1995). The dynamical system in NC reproduced qualitatively the features of the limit cycle, giving hope that additional modelling work may lead to further insight about the flow at hand. Work in such simplified configuration, enabling most of the approaches in dynamical systems theory and chaos, has the potential of shedding light on more complex turbulent shear layers and jets.

In this work we continue the exploration of the streamwise homogeneous shear layer in NC. Instead of non-slip boundary conditions used in NC, we consider free-slip conditions on the walls. This was motivated by the observation that increasing the Reynolds number in the NC configuration led to the appearance of near-wall turbulence, similar to what happens in turbulent Couette flow. This greatly departs from the desired parallel shear-layer behaviour, with walls that should act simply so as to prevent flow spreading. The use of free-slip boundary conditions avoids the occurrence of such near-wall fluctuations, as shown in Chantry *et al.* (2016). Moreover, the use of free-slip boundary conditions enable deriving a low-order dynamical system using Fourier modes, following earlier works on wall-bounded turbulence (Waleffe 1997; Moehlis *et al.* 2004). Unlike the *ad hoc* dynamical system in NC, the present one is derived by a Galerkin projection of the Navier-Stokes equations. With such a simplified model the dynamics are nonetheless rich, and may be studied in some detail, with an exploration of the bifurcations of the system and its transition to chaotic behaviour, with features that are reminiscent of jitter seen in turbulent jets. The reduced-order model derived in the present work is thus based on the Navier-Stokes equations, and serves as a simplified setting that allows tracking the nonlinear dynamics of a shear layer, following the various bifurcations from the laminar solution towards chaotic dynamics as the Reynolds number is increased. Moreover, the solutions highlight mechanisms of interaction between streaks, vortices and oblique waves, leading to jitter in amplitude and phase of vortices. This opens new directions for investigation of more complex, spatially developing shear layers and jets.

The remainder of the paper is organised as follows. Section 2 describes the procedure to obtain a reduced-order model and shows the resulting differential equations. Section 3 presents an analysis of the non-linear dynamics of the model: initial bifurcations are studied in 3.1, leading to a limit cycle similar to the one studied in NC. Further bifurcations of the system are studied in section 3.2. A symmetry-breaking bifurcation is shown in 3.2.1, the formation of a chaotic saddle is shown in 3.2.2, the transition to a chaotic attractor is explored in 3.2.3, and an attractor merging crisis, leading to intermittent phase jumps in KH vortices, is studied in 3.3. The work is completed with conclusions in section 4.

2. Derivation of a reduced-order model

We consider the incompressible flow between two parallel plates, driven by a body force, with a free-slip boundary condition on both walls. Non-dimensional quantities are obtained considering the half distance between walls and a reference velocity obtained from the laminar solution with sinusoidal forcing, following Moehlis *et al.* (2004). The coordinate system is Cartesian, with x , y and z referring respectively to streamwise, wall-normal and spanwise coordinates, as shown in figure 1. Time is denoted by t .

We consider the system to be forced by a body force in the streamwise direction,

$$\mathbf{f} = \frac{\sqrt{2}}{\text{Re}} \begin{pmatrix} \beta^2 \sin(\beta y) + 9P\beta^2 \sin(3\beta y) \\ 0 \\ 0 \end{pmatrix} \quad (2.1)$$

with $\beta = \pi/2$, and Re being the Reynolds number. With $P = 0$ this forcing is equivalent to the one in sinusoidal shear flow (Waleffe flow) studied by Waleffe (1997) and Moehlis *et al.* (2004), and, more recently, by Chantry *et al.* (2016, 2017) and Cavalieri (2021). The cited works used this sinusoidal shear flow as a simpler system that retains features of wall-bounded turbulent flows, with chaotic behaviour despite the linear stability of the laminar solution for all Reynolds numbers. Here, the introduction of the PAPU parameter $P > 0$ destabilises the laminar fixed point.

The flow so defined has a laminar fixed point given by

$$\mathbf{u}_L = \sqrt{2} \begin{pmatrix} \sin(\beta y) + 9P \sin(3\beta y) \\ 0 \\ 0 \end{pmatrix} \quad (2.2)$$

and thus the reference velocity is taken as $\sqrt{2}/2$ times the ($P = 0$) laminar solution on the upper wall, $y = 1$. This choice is the same of Moehlis *et al.* (2004), and will not be changed for $P \neq 0$ due to convenient properties of the reduced-order model that will be derived here. The present choice of body force is different from the tanh function considered in NC. Here the advantage is that the body force leads to a laminar solution that may be represented exactly with only two Fourier modes, which considerably simplifies the reduced-order model. The choice of the present body force leads to a confined shear layer with an inviscid instability mechanism, similarly to NC.

We consider periodic boundary conditions in the streamwise and spanwise directions x and z . The computational domain has dimensions $(L_x, L_y, L_z) = (2\pi/\alpha, 2, 2\pi/\gamma)$, where α and γ are fundamental wavenumbers in x and z directions, respectively.

We define an inner product as

$$\langle \mathbf{f}, \mathbf{g} \rangle = \frac{1}{2L_x L_z} \iiint (f_x g_x + f_y g_y + f_z g_z) dx dy dz \quad (2.3)$$

to use in a Galerkin projection of the Navier-Stokes equation. The use of free-slip and periodic boundary conditions leads to a natural use of Fourier modes to represent the velocity field, as sines or cosines with wavenumbers that are integer multiples of α , β and γ satisfy the boundary conditions by construction. To model the structures observed in NC, we consider a set of eight orthonormal modes, given by

$$\mathbf{u}_1 = \begin{pmatrix} \sqrt{2} \sin(\beta y) \\ 0 \\ 0 \end{pmatrix} \quad (2.4a)$$

$$\mathbf{u}_2 = \begin{pmatrix} \sqrt{2} \sin(3\beta y) \\ 0 \\ 0 \end{pmatrix} \quad (2.4b)$$

Mode	k_x	k_y	k_z	Structure
\mathbf{u}_1	0	β	0	Mean flow 1
\mathbf{u}_2	0	3β	0	Mean flow 2
\mathbf{u}_3	α	β	0	Vortex 1
\mathbf{u}_4	α	2β	0	Vortex 2
\mathbf{u}_5	0	β	γ	Roll
\mathbf{u}_6	0	0	γ	Streak
\mathbf{u}_7	α	0	γ	Oblique 1
\mathbf{u}_8	α	β	γ	Oblique 2

Table 1: Modes in the Galerkin projection

$$\mathbf{u}_3 = \begin{pmatrix} \frac{2\beta \sin(\alpha x) \sin(\beta y)}{\sqrt{\alpha^2 + \beta^2}} \\ \frac{2\alpha \cos(\alpha x) \cos(\beta y)}{\sqrt{\alpha^2 + \beta^2}} \\ 0 \end{pmatrix} \quad (2.4c)$$

$$\mathbf{u}_4 = \begin{pmatrix} \frac{4\beta \cos(\alpha x) \cos(2\beta y)}{\sqrt{\alpha^2 + 4\beta^2}} \\ \frac{2\alpha \sin(\alpha x) \sin(2\beta y)}{\sqrt{\alpha^2 + 4\beta^2}} \\ 0 \end{pmatrix} \quad (2.4d)$$

$$\mathbf{u}_5 = \begin{pmatrix} 0 \\ \frac{2\gamma \cos(\beta y) \sin(\gamma z)}{\sqrt{\beta^2 + \gamma^2}} \\ -\frac{2\beta \cos(\gamma z) \sin(\beta y)}{\sqrt{\beta^2 + \gamma^2}} \end{pmatrix} \quad (2.4e)$$

$$\mathbf{u}_6 = \begin{pmatrix} -\sqrt{2} \sin(\gamma z) \\ 0 \\ 0 \end{pmatrix} \quad (2.4f)$$

$$\mathbf{u}_7 = \begin{pmatrix} \frac{2\gamma \sin(\alpha x) \sin(\gamma z)}{\sqrt{\alpha^2 + \gamma^2}} \\ 0 \\ \frac{2\alpha \cos(\alpha x) \cos(\gamma z)}{\sqrt{\alpha^2 + \gamma^2}} \end{pmatrix} \quad (2.4g)$$

$$\mathbf{u}_8 = \begin{pmatrix} \frac{2\sqrt{2}\gamma \cos(\alpha x) \sin(\beta y) \sin(\gamma z)}{\sqrt{\alpha^2 + \gamma^2}} \\ 0 \\ -\frac{2\sqrt{2}\alpha \cos(\gamma z) \sin(\alpha x) \sin(\beta y)}{\sqrt{\alpha^2 + \gamma^2}} \end{pmatrix}. \quad (2.4h)$$

Such modes are divergence-free and satisfy a free-slip condition on the walls at $y = \pm 1$. Hence, any linear superposition of modes also satisfies the same conditions. The wavenumbers (k_x, k_y, k_z), in streamwise, wall-normal and spanwise directions, respectively, and physical structures related to each mode are shown in table 1. As modes have sinusoidal dependence in all directions, they always comprise wavenumbers $\pm k_x, \pm k_y$ and $\pm k_z$.

The choice of modes is motivated by the wish of modelling the instability of a shear layer leading to Kelvin-Helmholtz vortices, the lift-up mechanism with rolls leading to streaks, and the interactions among these structures. Modes 1 and 2 are chosen to represent the laminar solution and its eventual mean-flow distortion due to Reynolds stresses. Modes 3 and 4 are a minimal representation of two-dimensional Kelvin-Helmholtz vortices with streamwise wavenumber

$k_x = \alpha$; when considering triadic interactions in the Navier-Stokes system, we notice that the wavenumber of mode 4 is the sum of wavenumbers of modes 1 and 3, and the wavenumber of mode 4 is the sum of k_x and the difference of k_y of modes 2 and 3. These two consistent triads were seen to lead to a Kelvin-Helmholtz type instability, as will be shown in section 3.1. Modes describing streamwise independent rolls (mode 5) and streaks (mode 6) are the same ones from Waleffe (1997) and Cavalieri (2021), and Moehlis *et al.* (2004) uses a slightly modified streak mode including two Fourier modes in y .

Finally, triadic interactions between 2D vortex modes 3 and 4, and streamwise independent modes 5 and 6 are only possible if oblique-wave modes were included. This led to the choice of modes 7 and 8. A further analysis of the results in NC showed that the oblique modes had low amplitudes of the wall-normal velocity, and thus only x and z components were included in modes 7 and 8. These modes are also present in the reduced-order models of sinusoidal shear flow by Waleffe (1997) and Moehlis *et al.* (2004). Their zero wall-normal velocity ensures that the laminar solution is stable to such disturbances, which would correspond to Squire modes which are always stable (Schmid & Henningson 2001).

We write the velocity field as a superposition of these eight modes,

$$\mathbf{u}(x, y, z, t) = \sum_j a_j(t) \mathbf{u}_j(x, y, z) \quad (2.5)$$

insert the decomposition in the Navier-Stokes equation and take an inner product with \mathbf{u}_i , in a Galerkin projection as used by Moehlis *et al.* (2004) and Cavalieri (2021). This leads to

$$\frac{da_i}{dt} = F_i + \frac{1}{\text{Re}} \sum_j L_{i,j} a_j + \sum_j \sum_k Q_{i,j,k} a_j a_k \quad (2.6)$$

where the coefficients are given by

$$F_i = \langle \mathbf{f}, \mathbf{u}_i \rangle, \quad (2.7)$$

$$L_{i,j} = \langle \nabla^2 \mathbf{u}_j, \mathbf{u}_i \rangle, \quad (2.8)$$

$$Q_{i,j,k} = -\langle (\mathbf{u}_j \cdot \nabla) \mathbf{u}_k, \mathbf{u}_i \rangle. \quad (2.9)$$

As the modes satisfy an incompressibility condition and periodic boundary conditions, the contribution of the pressure term vanishes. The reduced-order model so obtained is a system of eight ordinary differential equations, given by

$$\dot{a}_1 = \frac{\beta (2\beta - 2a_1\beta)}{2\text{Re}} - \frac{\beta \left(\frac{2a_5 a_6 \gamma}{k_{\beta,\gamma}} - \frac{3\sqrt{2} a_3 a_4 \alpha \beta}{k_{\alpha,2\beta} k_{\alpha,\beta}} \right)}{2} \quad (2.10a)$$

$$\dot{a}_2 = \frac{9\beta^2 (P - a_2)}{\text{Re}} + \frac{3\sqrt{2} a_3 a_4 \alpha \beta^2}{2 k_{\alpha,2\beta} k_{\alpha,\beta}} \quad (2.10b)$$

$$\begin{aligned} \dot{a}_3 = & -\frac{a_3 (\alpha^2 + \beta^2)}{\text{Re}} - \frac{\sqrt{2} a_1 a_4 \alpha (\alpha^2 + 3\beta^2)}{2 k_{\alpha,2\beta} k_{\alpha,\beta}} - \frac{\sqrt{2} a_2 a_4 \alpha (\alpha^2 - 5\beta^2)}{2 k_{\alpha,2\beta} k_{\alpha,\beta}} \\ & - \frac{2 a_6 a_8 \alpha \beta \gamma}{k_{\alpha,\beta} k_{\alpha,\gamma}} - \frac{a_5 a_7 \gamma^2 (\alpha^2 - \beta^2)}{k_{\alpha,\beta} k_{\alpha,\gamma} k_{\beta,\gamma}} \end{aligned} \quad (2.10c)$$

$$\dot{a}_4 = -\frac{a_4 (\alpha^2 + 4\beta^2)}{\text{Re}} + \frac{\sqrt{2} a_1 a_3 \alpha^3}{2 k_{\alpha,2\beta} k_{\alpha,\beta}} + \frac{\sqrt{2} a_2 a_3 \alpha (\alpha^2 - 8\beta^2)}{2 k_{\alpha,2\beta} k_{\alpha,\beta}} + \frac{\sqrt{2} a_5 a_8 \gamma^2 (\alpha^2 - 4\beta^2)}{2 k_{\alpha,2\beta} k_{\alpha,\gamma} k_{\beta,\gamma}} \quad (2.10d)$$

$$\dot{a}_5 = -\frac{a_5 (\beta^2 + \gamma^2)}{\text{Re}} + \frac{\sqrt{2} a_4 a_8 \alpha^2 (\beta^2 - \gamma^2)}{2 k_{\alpha,2\beta} k_{\alpha,\gamma} k_{\beta,\gamma}} - \frac{a_3 a_7 \alpha^2 (\beta^2 - \gamma^2)}{k_{\alpha,\beta} k_{\alpha,\gamma} k_{\beta,\gamma}} \quad (2.10e)$$

$$\dot{a}_6 = -\frac{a_6 \gamma^2}{\text{Re}} + \gamma \left(\frac{a_1 a_5 \beta}{k_{\beta,\gamma}} + \frac{a_3 a_8 \alpha \beta}{k_{\alpha,\beta} k_{\alpha,\gamma}} \right) \quad (2.10f)$$

$$\dot{a}_7 = -\frac{a_7 (\alpha^2 + \gamma^2)}{\text{Re}} + a_1 a_8 \alpha + \frac{a_3 a_5 \beta^2 (\alpha^2 - \gamma^2)}{k_{\alpha,\beta} k_{\alpha,\gamma} k_{\beta,\gamma}} \quad (2.10g)$$

$$\dot{a}_8 = -\frac{a_8 (\alpha^2 + \beta^2 + \gamma^2)}{\text{Re}} + \frac{a_3 a_6 \alpha \beta \gamma}{k_{\alpha,\beta} k_{\alpha,\gamma}} - a_1 a_7 \alpha - \frac{\sqrt{2} a_4 a_5 \beta^2 (\alpha^2 - 4\gamma^2)}{2 k_{\alpha,2\beta} k_{\alpha,\gamma} k_{\beta,\gamma}}, \quad (2.10h)$$

with auxiliary wavenumbers $k_{\alpha,\beta} = \sqrt{\alpha^2 + \beta^2}$, $k_{\alpha,2\beta} = \sqrt{\alpha^2 + 4\beta^2}$, $k_{\alpha,\gamma} = \sqrt{\alpha^2 + \gamma^2}$ and $k_{\beta,\gamma} = \sqrt{\beta^2 + \gamma^2}$.

As expected from the Navier-Stokes equation, the system above has quadratic terms that conserve energy, only distributing it among modes. The equation for the integrated kinetic energy, $E = 1/2 \sum_{i=1}^8 a_i^2$, is.

$$\frac{dE}{dt} = \frac{a_1 \beta^2 + 9 P a_2 \beta^2}{2 \text{Re}} - \frac{1}{2 \text{Re}} \sum_i^8 \kappa_i a_i^2 \quad (2.11)$$

with κ_i being the wavenumber of the i -th mode. The first term from the right-hand side represents production due to the applied body force, and the last terms are related to viscous dissipation.

The above system admits the symmetries $(a_3, a_4, a_7, a_8) \rightarrow (-a_3, -a_4, -a_7, -a_8)$, which is a mirror symmetry following the x axis (or equivalently an $L_x/2$ shift in the x direction), and $(a_5, a_6, a_7, a_8) \rightarrow (-a_5, -a_6, -a_7, -a_8)$, a mirror symmetry following the z axis (or equivalently an $L_z/2$ shift in the z direction). The first group of modes has an x dependence, and the last group has a z dependence.

An inspection of the reduced-order model (ROM) in eq. (2.10) shows that the mean shear is maintained by the body force. The laminar solution corresponds to $a_1 = 1$, $a_2 = P$, and $a_3 = a_4 = \dots = a_8 = 0$. A two-dimensional flow, given by modes 1-4, allows an energy transfer between mean-flow modes 1 and 2 and vortex modes 3 and 4, which will be seen as the mechanism for vortex growth by a Kelvin-Helmholtz (KH) instability. Consideration of a streamwise independent flow, given by modes 1, 2, 5 and 6, shows that there is also energy transfer between the mean-flow mode 1 and the streak mode 6, mediated by the roll mode 5; this is the well-known lift-up effect (Ellingsen & Palm 1975; Brandt 2014). Finally, vortices, rolls and streaks have various interactions with the oblique waves 7 and 8.

3. Model results

Besides the Reynolds number Re , the model in eq. (2.10) has as parameters the PAFU body force constant P , and the streamwise and spanwise domain lengths L_x and L_z that define fundamental wavenumbers α and γ , respectively. In this work we will focus on $L_x = 4\pi$ ($\alpha = 1/2$) and

$L_z = 2\pi$ ($\gamma = 1$) as this was the domain size in NC, and also one of the domains considered by Moehlis *et al.* (2004) and Cavalieri (2021). An exploration of model results with this domain size showed that $P = 0.08$ led to dynamics similar to the observations in NC. In what follows we will explore the results of the model with $P = 0.08$. A variation of P will prove useful to understand the appearance of a chaotic saddle.

Numerical integration of eq. (2.10) was carried out using a standard 4th-5th order Runge-Kutta method. Unless otherwise specified, a random initial condition was used.

3.1. Pitchfork and Hopf bifurcations

We have tracked fixed points of the system with the aforementioned choice of parameters, as a function of Reynolds number, to determine a bifurcation system. Fixed points $\tilde{\mathbf{a}}$ may be sought by looking for solutions of

$$F_i + \sum_j L_{i,j} \tilde{a}_j + \sum_j \sum_k Q_{i,j,k} \tilde{a}_j \tilde{a}_k = 0, \quad (3.1)$$

and their stability may be studied by the eigenvalue problem

$$\sum_j L_{i,j} a'_j + \sum_j \sum_k (Q_{i,j,k} + Q_{i,k,j}) \tilde{a}_k a'_j = \sigma a'_i \quad (3.2)$$

where \mathbf{a}' are small disturbances to the fixed point $\tilde{\mathbf{a}}$. The system above implies a time dependence given by $\exp(\sigma_i t)$; accordingly, an eigenvalue σ with positive real part indicates an instability.

For $P = 0.08$, the laminar solution in the ROM is stable up to $\text{Re} = 26.3$. For Reynolds numbers larger than this value there is one real positive eigenvalue, indicating the occurrence of a pitchfork bifurcation. This was confirmed to be a supercritical bifurcation by a search for fixed points, whose results are shown in figure 2. The new fixed points are saturated 2D vortex solutions, with non-zero amplitudes for the first four modes (the two-dimensional ones), and zero amplitudes for the remaining spanwise dependent modes. As the laminar solution and the body force are antisymmetric, these Kelvin-Helmholtz vortices have zero phase velocity and are thus a steady-state solution of the system after the pitchfork bifurcation. The two solutions differ only by an $L_x/2$ shift in the streamwise direction, which is expected due to the symmetry of the system. In what follows, we will consider these two solutions as “positive” or “negative” saturated vortex solutions based on the sign of a_3 .

These saturated vortex modes are in turn stable up to $\text{Re} = 41.8$. A pair of complex-conjugate eigenvalues become unstable for Reynolds number beyond this value. By integrating the non-linear ROM in eq. (2.10) we verified that this is a supercritical Hopf bifurcation: a low-amplitude limit cycle appears for Re slightly larger than the critical value, and grows monotonically in amplitude for larger Re . The emerging limit cycle involves all modes, and thus leads to three-dimensional behaviour. This may be related to the instabilities of shear-layer vortices studied by Pierrehumbert & Widnall (1982), who have found that a periodic array of vortices has three dimensional instabilities which may be either stationary (referred to as translational instability) or oscillatory (higher-order modes). The stationary mode is studied by Pierrehumbert & Widnall (1982) as leading to the emergence of steady streaks, and the oscillatory modes have a more complex structure. As the present limit cycle involves all modes, which oscillate at a non-zero frequency, we tentatively associate the observed instability with the higher-order modes by Pierrehumbert & Widnall (1982).

The behaviour of the system as a function of time for $\text{Re} = 50$, after the Hopf bifurcation, is illustrated in figure 3. The system has a similar behaviour of what was found in NC. Modes a_1 (mean-flow 1) and a_6 (streak) oscillate, with low values of a_1 occurring for large $|a_6|$, which can be thought of high-amplitude streaks and rolls (modes a_5 and a_6) leading to strong mean-flow distortions, reducing the mean shear. In turn, low (high) mean shear stabilises (destabilises) the

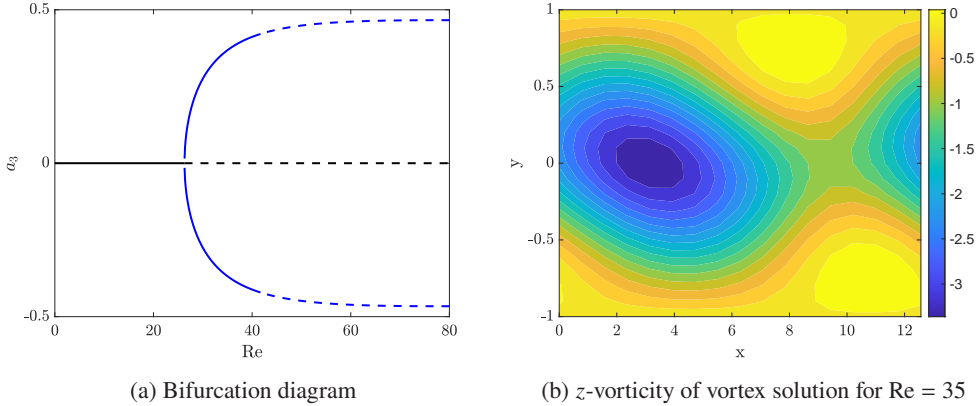


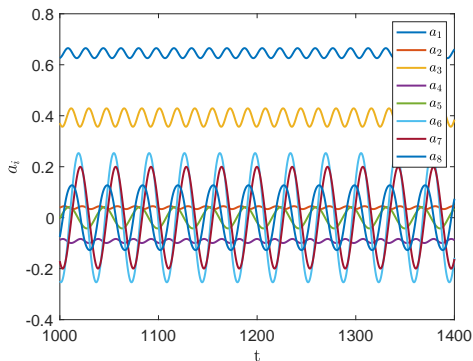
Figure 2: Left: first pitchfork bifurcation of the system. Full lines are stable fixed points, and dashed lines show unstable ones. The black line refers to the laminar solution, and the blue line shows the saturated vortex. Right: z -vorticity of the saturated vortex solution for $Re = 35$.

vortex modes a_3 and a_4 , which have an amplitude decay (growth). This has led the labelling of this cyclic behaviour as permanently actuated, periodically unstable (PAPU) flow in NC, as the observation of the KH modes a_3 and a_4 alone gives the impression that the system oscillates between KH-stable and KH-unstable. In dynamical systems theory, the observed behaviour is a stable limit cycle.

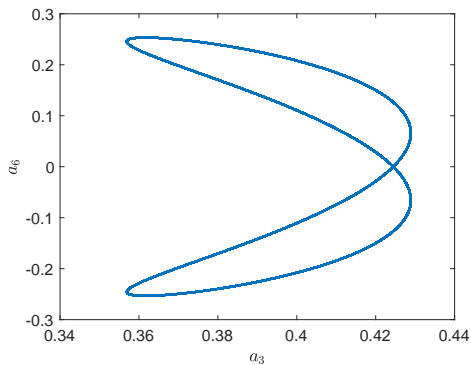
A phase portrait involving a_3 and a_6 is also shown in figure 3(b). The portrait has a distorted “8” shape, with streaks a_6 changing in sign and an amplitude variation of KH mode a_3 without sign change. For comparison, a phase portrait taken from the DNS in NC is shown in figure 3(c), with “streak” and “vortex” states obtained using the streamwise velocity at wavenumber $(k_x, k_z) = (0, \gamma)$ and $(\alpha, 0)$, respectively, at $y = 0.5$. As the DNS in NC uses non-slip boundary conditions, and is carried out at $Re = 200$, only a qualitative comparison is possible, and thus the velocity fluctuations at this position and wavenumbers were deemed sufficient to evaluate a corresponding phase portrait from the DNS data. For both the present ROM and the NC data, large vortex amplitudes a_3 occur for low values of streak amplitude $|a_6|$, in the middle section of the “8”. Analysis of streaky shear layers (Marant & Cossu 2018) and jets (Lajús *et al.* 2019; Wang *et al.* 2021), with steady streaks considered in a base flow, shows that they have a stabilising effect on the Kelvin-Helmholtz mechanism. The observed limit cycle, as the one in NC, displays a similar behaviour, albeit in the non-linear dynamics.

Oblique waves have an important role in defining the periodic behaviour of the model. As explored in NC, these waves grow exponentially with the vortices, and their phase is closely associated to the phase of streaks, such that alternation between positive and negative streaks is directly associated to the phase of these waves. This is exemplified in figure 4, displaying phase portraits from the model and from the DNS of NC. In the latter case, the “oblique wave” state in the DNS was obtained by taking the streamwise velocity with $(k_x, k_z) = (\alpha, \gamma)$ at $y = -0.5$. As in the results of figure 3, the comparison is only qualitative due to the different Reynolds number and boundary conditions, but the phase portraits show similar patterns, with a clear correlation between streaks and oblique waves.

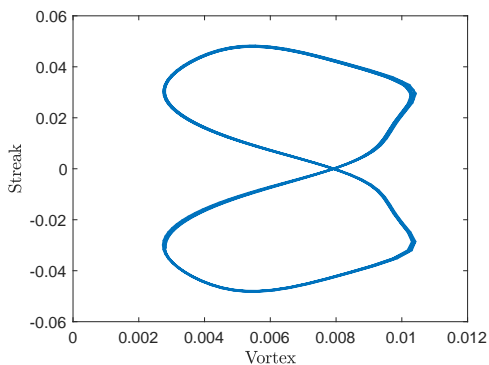
The significance of this limit cycle for the dynamics and sound radiation of jets is that it displays amplitude modulation of the KH mode a_3 in time. This is known to be a mechanism of sound generation (Sandham *et al.* 2006), especially when occurring simultaneously with amplitude modulation in space (Cavaliere *et al.* 2011). In a shear layer or jet, the latter is known to occur due to



(a) Sample time series

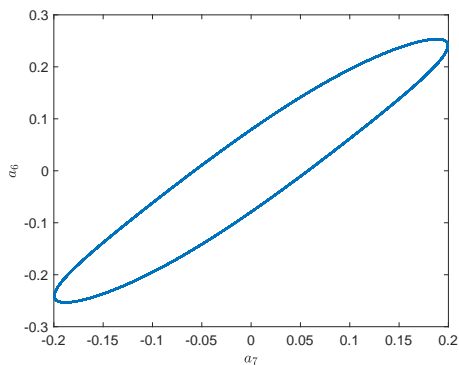


(b) Phase portrait of modes 3 and 6

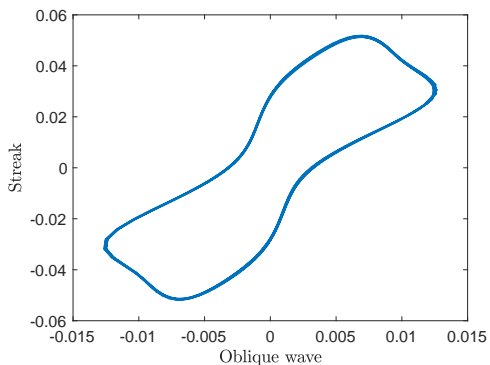


(c) DNS phase portrait of vortices and streaks, from NC

Figure 3: Limit-cycle oscillation for $Re = 50$ and comparison with DNS results from NC ($Re = 200$ and non-slip boundary conditions).



(a) Phase portrait of modes 7 and 6



(b) DNS phase portrait of streaks and oblique waves

Figure 4: Phase portraits of streaks and oblique waves in the limit-cycle oscillation for $Re = 50$ in the ROM, and $Re = 200$ for the NC DNS data.

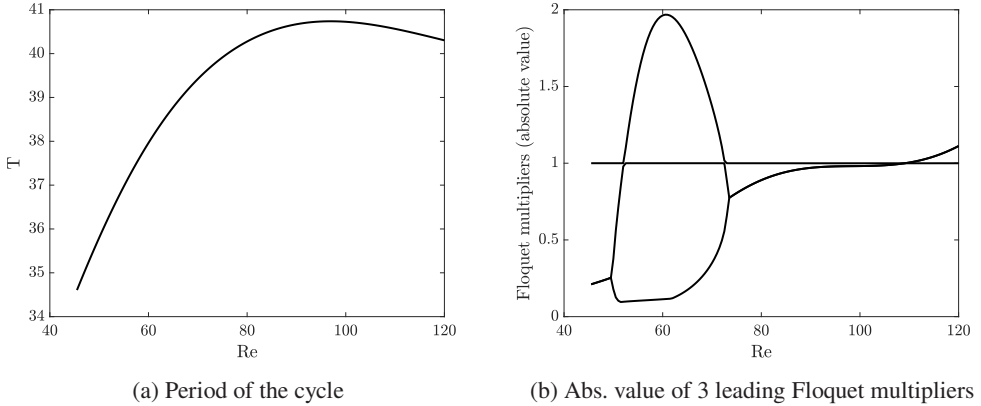


Figure 5: Characteristics of the cycle emerging from the Hopf bifurcation at $Re = 41.8$.

the spatial spreading of the shear layer, leading to the spatial decay of the Kelvin-Helmholtz mode in downstream regions (Jordan & Colonius 2013; Cavalieri *et al.* 2019). Due to the homogeneity in x of the present confined shear layer, represented by modes that are strictly periodic in x , an amplitude modulation in space is not possible. However, the observation of temporal modulation is relevant, and may be related to observations in turbulent jets, as discussed in NC.

Notice finally that, due to the symmetry of the system, there is another stable limit cycle with $a_3 < 0$, which bifurcates from the lower branch of the vortex solutions in figure 2.

3.2. Transition to chaos for $P = 0.08$

As Re is increased beyond 41.8, the limit cycle of figure 3 develops with increasing amplitude. This cycle was tracked until $Re = 120$ by looking for time-periodic solutions of eq. (2.10). The cycle stability was analysed using Floquet theory, as described by Kawahara *et al.* (2012). The period of the limit cycle and its leading Floquet multipliers are shown in figure 5. There is always one multiplier equal to 1, corresponding to the neutral direction following the periodic orbit. With increasing Re we observe a first instability appearing between $Re = 52$ and 72.5 . Inspection of the unstable Floquet multiplier shows that it is real and positive, and we thus have a crossing of the unit circle at $+1$. The cycle stability is restored at $Re = 72.5$, and a secondary Hopf bifurcation, with complex conjugate Floquet multipliers leaving the unit circle, happens at $Re = 109$. These instabilities are relevant for the appearance of chaotic behaviour, as will be shown in the next subsections.

3.2.1. Symmetry breaking

The numerical solutions of the system in this range of Re show that we have a symmetry breaking bifurcation at $Re = 52$, followed by symmetry restoring at $Re = 72.5$. To show this behaviour, a Poincaré section is defined at the hyperplane $a_5 = 0$, and we collect points for the non-linear simulation crossing the plane with $\dot{a}_5 < 0$. Thus the behaviour of the dynamical system may be tracked with the Poincaré section that defines a map. This is carried out successively for Reynolds number varying in small increments, with the final state of the previous simulation taken as initial condition for the following one to minimise transients. Simulations with duration $T = 2000$ are carried out and the points in the Poincaré section are kept only for the final half of the simulation. With this procedure we analyse systematically the attractor for each Re , without significant transient effects. The resulting points in the Poincaré section can be plotted as a function of Reynolds number, illustrating the changes in the behaviour of the system: a stable limit cycle becomes a fixed point in the Poincaré section; in case of period doubling, a

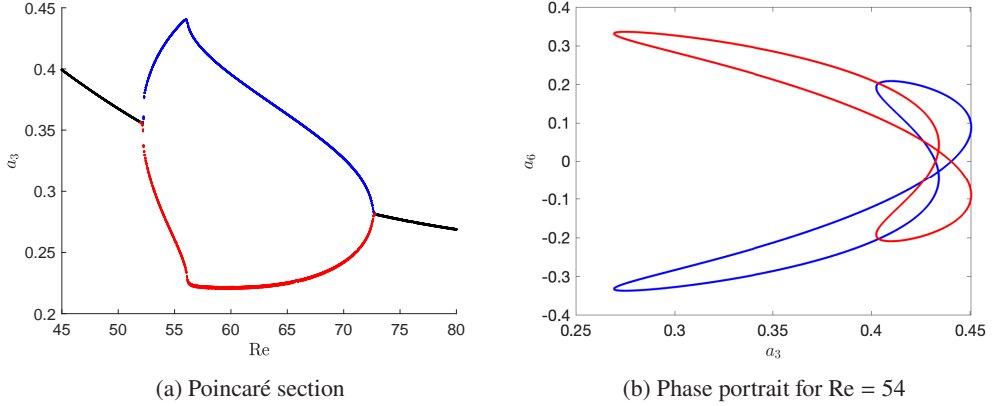


Figure 6: Illustration of the symmetry breaking and restoring bifurcations. Phase portraits in (b) correspond to the red and blue branches shown in (a).

period- n periodic orbit appears as n points in the section; a quasi-periodic attractor is a dense region; and chaos is also manifest by the lack of periodicity. The same approach was used by Kashinath *et al.* (2014) in the analysis of the nonlinear dynamics of a thermoacoustic system. As discussed previously, the present system has two limit cycles, one with $a_3 > 0$ and another with $a_3 < 0$. The following results show only the dynamics related to the $a_3 > 0$; however, mirror solutions with $a_3 < 0$ also exist due to the symmetry of the problem.

The Poincaré section for Re between 42 and 80 is shown in figure 6(a). For $Re < 52$ the system has a single stable limit cycle, which becomes a point in the Poincaré section for each Re . As the Reynolds number is increased beyond 52, the cycle becomes unstable and two other periodic solutions emerge in a symmetry-breaking bifurcation. A sample phase portrait for $Re = 54$, is shown in figure 6, where we see that the symmetry of the “8” shape is broken. Such asymmetric solutions suffer a symmetry-restoring bifurcation at $Re = 72.8$, and the limit cycle analysed in 3.1 becomes stable again. Both bifurcations are supercritical, as they do not show hysteresis.

3.2.2. Formation of a chaotic saddle

A difference between the dynamics before and after symmetry breaking and restoring is the appearance of transient chaos. This behaviour is illustrated in figure 7. Whereas the system quickly settles into the limit cycle for $Re = 50$, for $Re = 80$ the modes display chaotic oscillations for a long transient before finally settling into the stable limit cycle. This suggests the existence of a chaotic saddle, similar to observations in reduced-order models of wall turbulence (Eckhardt & Mersmann 1999; Moehlis *et al.* 2004). Such saddle attracts neighbouring states by its stable manifold, and the dynamics remain in the close vicinity of the saddle for a long transient until it is eventually repelled by the unstable manifold.

The origin of the chaotic saddle may be tracked by following a Poincaré section with fixed Re and varying P . This was carried out for $Re = 54$, which for $P = 0.08$ has two asymmetric limit cycles, as shown in 3.2.1. The Poincaré section, calculated as in figure 6 is shown in figure 8(a). As P is increased with fixed Re , the system undergoes a symmetry-breaking bifurcation for $P = 0.077$. A further increase of P leads to a saddle-node bifurcation for $P = 0.0837$, seen in figure 8(a) as a jump in the value of a_3 in the Poincaré section. This bifurcation is not primarily relevant for the emergence of a chaotic saddle; further details are shown in the Appendix, where it is shown that the jump in a_3 is related to two saddle-node bifurcations. The limit cycles for $P > 0.0837$ remain asymmetric as in figure 6. For $P = 0.0857$ the cycles undergo

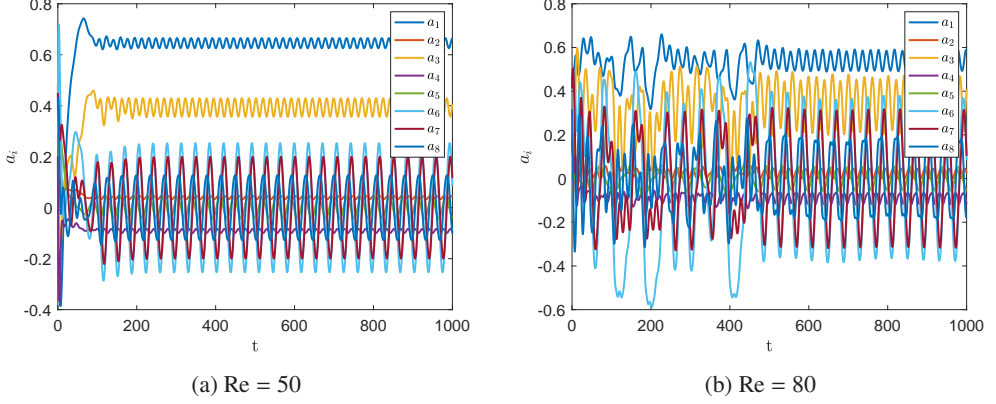


Figure 7: Transients leading to time-periodic behaviour. The system displays transient chaos for $\text{Re} = 80$.

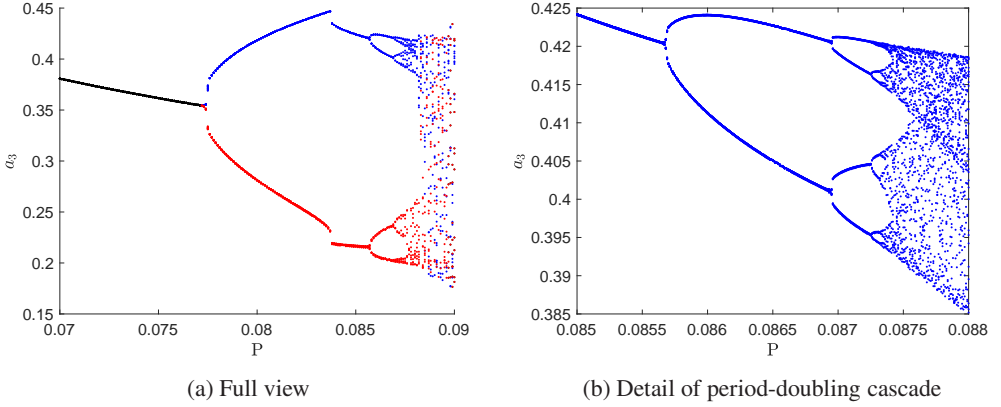


Figure 8: Poincaré section for $\text{Re} = 54$ and varying P . Blue and red dots show sections tracked with one of the two asymmetric limit cycles of figure 6.

a period-doubling bifurcation, starting Feigenbaum cascades leading to chaos for $P \approx 0.0874$. The cascade for one of the attractors is shown in more detail in figure 8(b).

Up to $P = 0.088$ the two attractors remain distinct, with chaos confined to a low range of values of a_3 . For P beyond this value, the chaotic attractors undergo a merging crisis, as they simultaneously collide with their basin boundaries. This is seen in figure 8(a) as it becomes no longer possible to distinguish between blue and red dots. The merging crisis leads to an attractor that is larger than the previous ones combined, as observed by Chian *et al.* (2005). Sample phase portraits are shown in figure 9, highlighting the sequence of events: the limit cycles undergo period doubling, as illustrated in figures 9(a) and (b), and become chaotic in (c). Such chaotic attractors remain distinct, and the system does not go from one to the other. A further increase of P leads to the merging crises, with a larger merged attractor in figure 9(d).

We conjecture that the boundary between the basins of attraction of the blue and red pre-crisis attractors is fractal. It is a known fact in dynamical systems that fractal basin boundaries can be formed by the stable manifold of a chaotic saddle (Battellino *et al.* 1988; Rempel *et al.* 2008). At the merging crisis, both attractors simultaneously collide with the chaotic saddle and its stable manifold at the basin boundary and the three sets (two attractors and a chaotic saddle) merge to

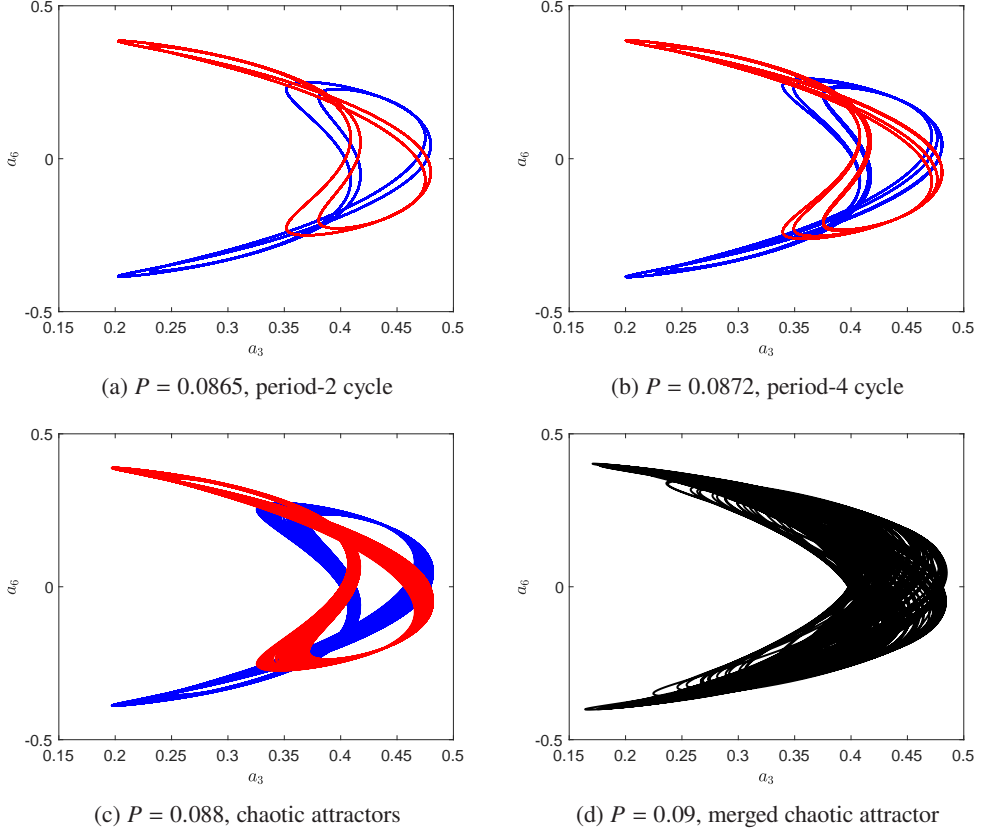


Figure 9: Phase portraits of attractors for $\text{Re} = 54$ and selected P . Blue and red lines show attractors with the convention of figure 8. The larger attractor for $P = 0.09$ results from the merging crisis of the individual chaotic attractors shown in (c).

form the post-crisis chaotic attractor. The presence of the chaotic saddle is the reason why the post-crisis attractor is larger than the union of the two pre-crisis attractors.

The period doubling cascade and subsequent merging crisis explain the emergence of a chaotic attractor at larger P , for instance $P = 0.09$ as shown in figure 8 and 9(d). A chaotic attractor comprises an infinite number of unstable periodic orbits, and the dynamics are related to stable and unstable manifolds of such orbits (Cvitanović & Eckhardt 1989). For $P = 0.08$ the dynamics eventually converge to the stable limit cycle; however, during transients, which become quite long for higher Re , the behaviour is nonetheless chaotic, as illustrated in figure 7(b). This may now be explained by the infinity of unstable periodic orbits that arise with the chaotic attractor for larger P . For $P = 0.08$ such orbits are no longer able to retain indefinitely state-space trajectories, forming thus a chaotic saddle. However, during transients the system remains with dynamics similar to the ones observed for the chaotic attractor for $P = 0.09$. This is illustrated in figure 10(a), which shows a phase portrait of a long transient taken for $P = 0.08$ and $\text{Re} = 80$. The system has a trajectory that closely resembles the chaotic attractor for $P = 0.09$, shown in figure 10(b). Hence, the high- P chaotic attractor loses stability and becomes a saddle for $P = 0.08$, leading to the observed transients.

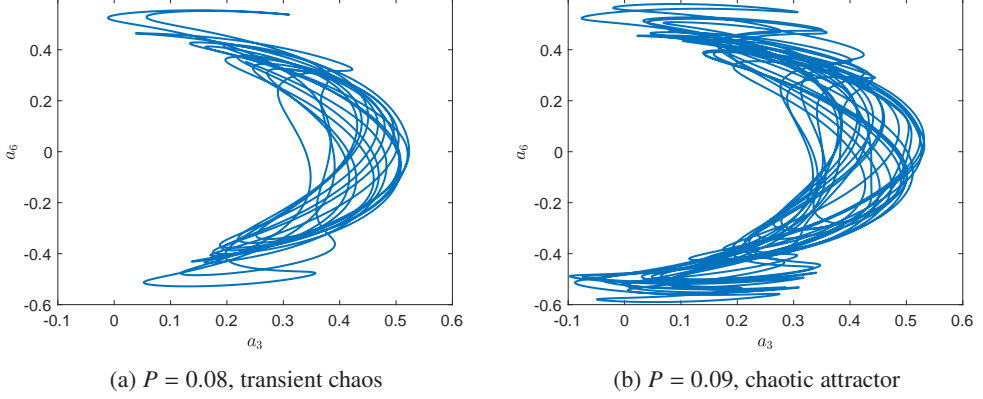


Figure 10: Phase portraits for $Re = 80$: (a) chaotic saddle with $P = 0.08$ and (b) chaotic attractor with $P = 0.09$.

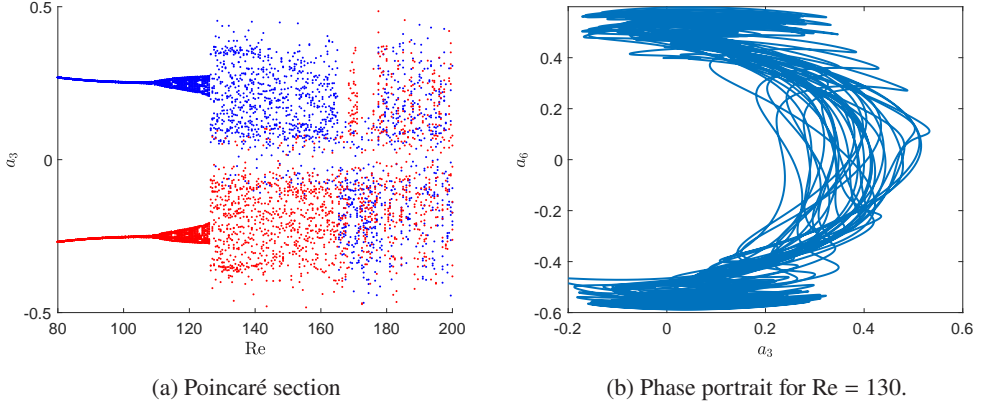


Figure 11: Emergence of a quae-periodic attractor and its collision with the chaotic saddle. Subfigure (a) shows the Poincaré section for $P = 0.08$. Blue (red) dots show respectively sections tracked in Re , starting with the attractor with $a_3 > 0$ ($a_3 < 0$). Subfigure (b) shows a phase portrait of the attractor for $Re = 130$.

3.2.3. Quasi-periodic and chaotic attractors

We now return to the stable limit cycle for $P = 0.08$, which is stable for $Re > 72.5$ as seen in section 3.2.1. The Floquet analysis shown in figure 5 has a second crossing of the unit circle at $Re = 109$, indicating instability. This time, complex conjugate Floquet multipliers leave the unit circle, in a secondary Hopf (or Neimark) bifurcation. This leads to a quasi-periodic attractor, whose behaviour may be seen in the plot of the Poincaré section shown in figure 11. Notice again that due to the symmetry of the problem, two attractors are present, with either positive or negative values of a_3 (only the positive one is shown in figure 6); each one is tracked separately with increasing Re .

Figure 11 shows that at $Re = 109$ the system transitions from a stable period-1 limit cycle to a quasi-periodic attractor, as indicated by the dense region that forms for $109 < Re < 126.5$. The appearance of the quasi-periodic attractor is illustrated in figure 12. For $Re = 100$ the attractor is periodic, and the power spectral density (PSD) of figure 12(a) has peaks for a fundamental frequency $f_1 \approx 0.05$ and its harmonics. Notice that since the vortex mode a_3 was used to calculate

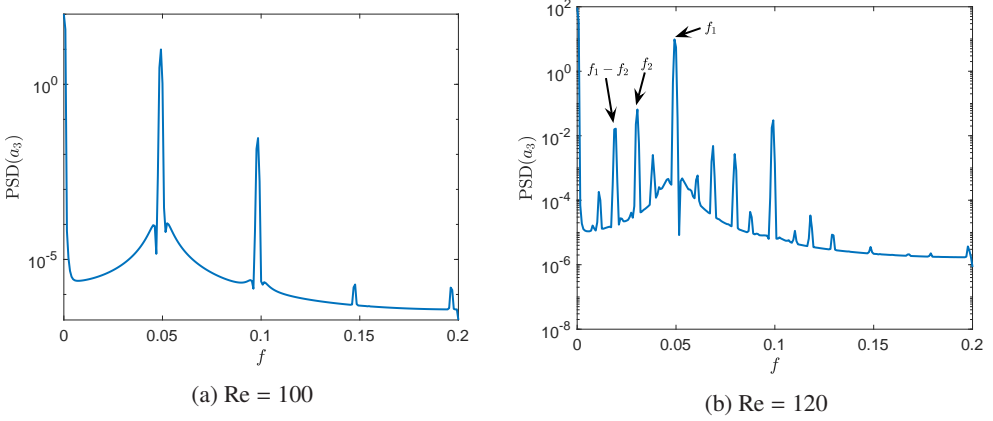


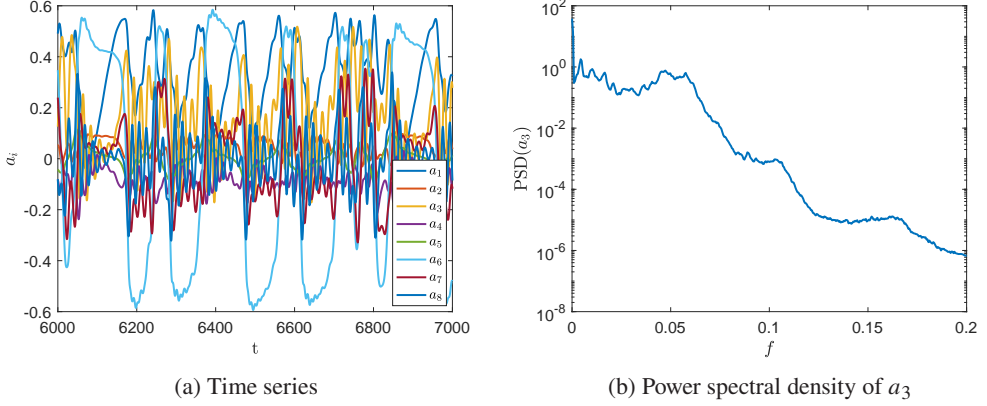
Figure 12: Power spectral density of a_3 for the attractor, discarding initial transients. Whereas the limit cycle for $Re = 100$ is dominated by $f_1 \approx 0.05$ and its harmonics, the quasi-periodic attractor for $Re = 120$ has the appearance of a new frequency $f_2 \approx 0.03$, and the time series has peaks for frequencies given by integer multiples of f_1 added to integer multiples of f_2

the PSD, the dominant frequency corresponds to $2/T$, where $T \approx 40$ is the period of the cycle shown in figure 5(a), since the oscillations in a_3 have a period that is half of the one for the streak mode a_6 , for instance. Once the attractor becomes quasi-periodic, a second frequency $f_2 \approx 0.03$, incommensurate with the previous one, appears in the PSD, as shown in figure 12(b). The time series now has oscillations with these two frequencies, and other ones that correspond to $a f_1 + b f_2$ with integer a, b . In state space, the trajectories become a torus.

By tracking the Poincaré section in figure 11 we notice a transition of the quasi-periodic behaviour to larger chaotic attractors at $Re = 126.5$. Such chaotic attractors are the continuation of the chaotic saddle studied in section 3.2.2: the sample phase portrait in figure 11(b) is close to the chaotic transient in figure 10(a) and the higher- P attractor in figure 10(b). From the observation of the Poincaré section, we may conclude that the quasi-periodic attractor collides with the chaotic saddle at $Re = 126.5$. It is not straightforward to demonstrate such a collision in a system with more than 3 degrees of freedom, since the Poincaré section still has high dimension and allows an apparent crossing of trajectories, which cannot occur in state space. However, due to the resemblance between chaotic attractor at larger Re and the saddle at lower Re it is likely that such collision occurs, leading to the disappearance of the quasi-periodic attractor and the emergence of persistent chaos.

We confirm the properties of a chaotic attractor by further inspection of the solutions of the system for $Re > 126.5$. A sample time series for the eight modes is shown in figure 13(a), where no periodicity is evident. The PSD for the KH mode a_3 is shown in figure 13(b), showing a broadband behaviour, unlike the spectra of periodic and quasiperiodic attractors in figure 12. The chaotic behaviour is confirmed by a computation of the leading Lyapunov exponent λ_1 of the system, following Parker & Chua (2012). This leads to $\lambda_1 = 0.0186$, a positive value indicating exponential divergence of neighbouring solutions in the attractor, confirming that the system has a marked sensitivity to initial conditions, and is thus chaotic.

Despite the more complex behaviour, the solution has features that are reminiscent of the periodic cycle observed for lower Reynolds numbers. The power spectrum of figure 13(b) shows a broadband peak around $f = 0.05$, which is also the peak frequency of the limit cycle shown in figure 12(a). Moreover, inspection of the time series in figure 13(a) shows significant mean-flow distortions (low a_1) when streaks (a_6) have large amplitude. During these

Figure 13: Results for $Re = 130$.

periods vortex modes, in particular a_3 , remain with low amplitude. The eventual decay of streak amplitude leads to a recovery of the mean shear, and a_1 rises to values around 0.5. Once this happens, vortices grow again via the Kelvin-Helmholtz mechanism, until they are quenched by the mean-flow distortion due to a new high-amplitude streak. The amplitude modulation described in section 3.1 is now a broad-band, intermittent phenomenon. This can be tentatively compared to observations from turbulent jets, with intermittent events (Hileman *et al.* 2005; Akamine *et al.* 2019) modelled as amplitude modulations of KH wavepackets (Cavaliere *et al.* 2011), or, alternatively, as intermittent, transient growth of wavepackets (Schmidt & Schmid 2019). Clearly, care should be taken in drawing such connections between the present simplified ROM and realistic dynamics of high- Re jets, but further exploration of jet data with the present mechanisms in mind appear to be promising.

3.3. Merging crisis

The Poincaré plot in figure 11 shows separate attractors up to $Re = 164.5$, represented with blue and red dots. Thus, for the periodic, quasiperiodic and chaotic attractors of the system the dynamics remain confined to either positive or negative a_3 . The time series in figure 13(a), for instance, shows the evolution of the system for the attractor with mostly $a_3 > 0$. Sample phase portraits of the various regimes are shown in figure 14, which displays both positive and negative periodic (a), quasiperiodic (b) and chaotic (c) attractors. For such Reynolds numbers, the system stays indefinitely at one of the attractors, and no numerical integration performed here showed any sign of switch. However, at $Re = 164.5$ the chaotic attractors undergo a merging crisis, similar to what was seen in section 3.2.2. The present crisis leads to a larger attractor spanning both positive and negative a_3 . The system spends extended periods with a_3 mostly of positive sign, and abruptly switches to mostly negative a_3 . This is exemplified in the time series shown in figure 15, obtained for $Re = 180$.

The interpretation of the results of figure 15 is that the time series of the merged chaotic attractor comprises extended periods where the system stays in a trajectory resembling one of the lower- Re asymmetric chaotic attractors, as discussed by Grebogi *et al.* (1987). In this case, close to the critical Reynolds number Re_{cr} of the crisis, the typical lifetime of the solution at one of the original attractors, before switching to the other one, has an expected power-law behaviour $(Re - Re_{cr})^\gamma$, with γ being a negative exponent. The lifetime statistics were obtained close to $Re_{cr} = 164.8$, and are shown in figure 16. The lifetime closely follows a $(Re - Re_{cr})^{-2}$ dependence and supports the conclusion that a merging crisis occurs for this Reynolds number.

Past the merging crisis, the evolution of the KH mode a_3 now involves modulation in amplitude

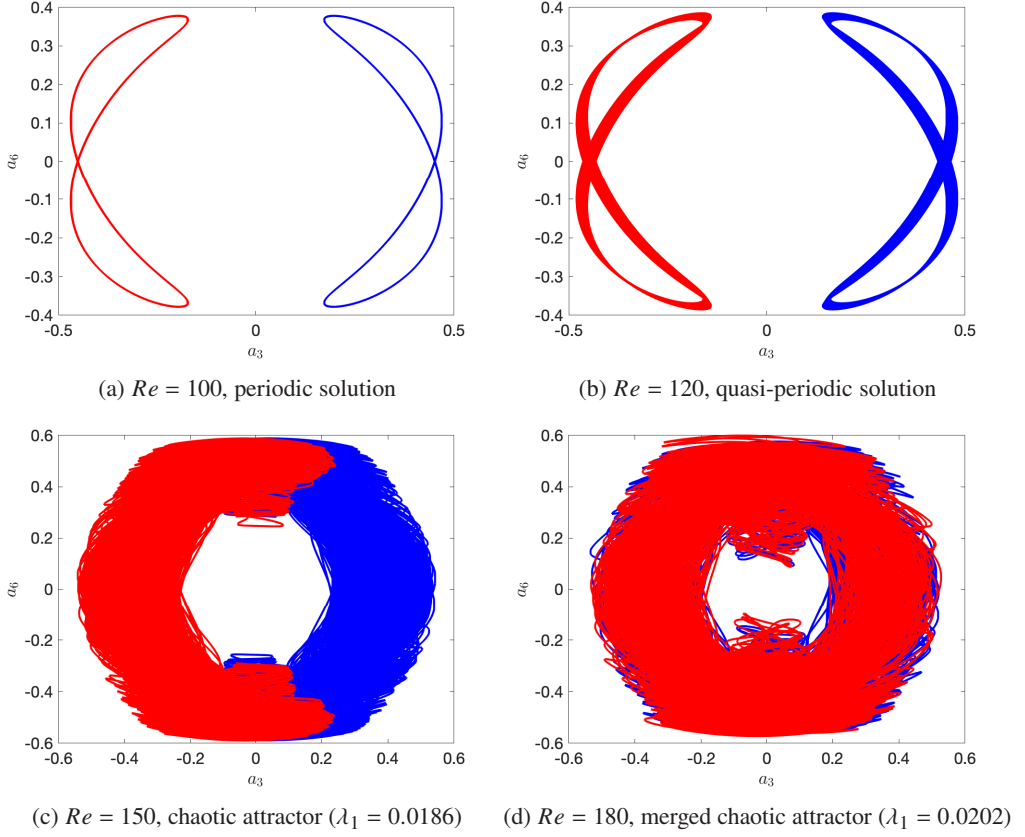


Figure 14: Phase portraits of attractors of the $P = 0.08$ system at selected Reynolds numbers. Blue and red lines show attractors with positive and negative a_3 , respectively. Notice that for $Re = 180$ the attractors of lower Re are already merged, thus blue and red lines refer to the same set. For the chaotic attractors, λ_1 is the largest Lyapunov exponent.

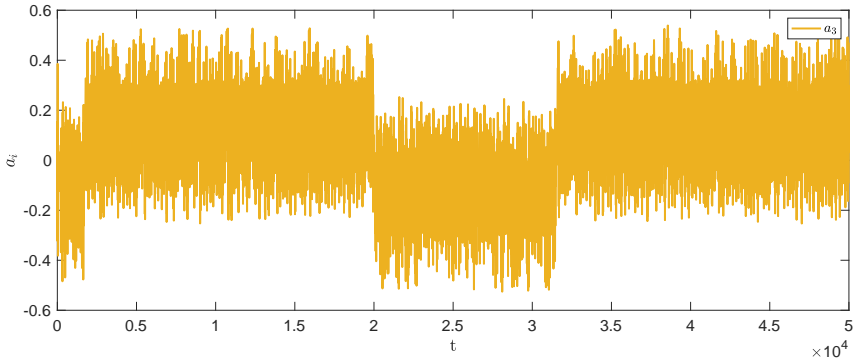


Figure 15: Time series of mode 3 for $Re = 180$.

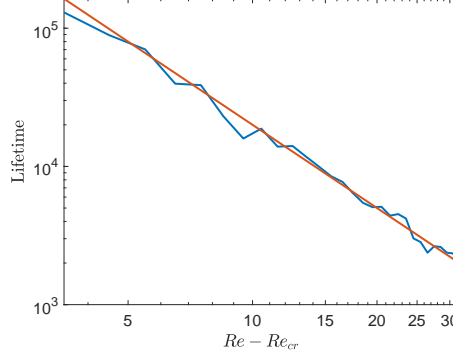


Figure 16: Lifetime of trajectories in an asymmetric chaotic saddle after the merging crisis at $Re_{cr} = 164.5$. The red line indicates a $(Re - Re_{cr})^{-2}$ dependence

and changes in phase. In the present model all modes are fixed at a given streamwise and spanwise position. As a single Fourier mode was included for each considered wavenumber, it is impossible to represent travelling waves or relative periodic orbits, and the only phases in a_3 are 0 or π ; alternatively, one may think of vortex positions at $x = 0$ or $x = L_x/2$, and each jump in the merged chaotic attractor represents a phase jump in a_3 . A more complete model would include two modes for each wavenumber, allowing a continuous change of phase. In this case, the dynamics of the larger, merged attractor would lead to continuous phase drifts of the vortices. This would represent a varying phase speed in addition to amplitude modulation.

This feature can also be seen by increasing the Reynolds number of the DNS. Streamwise velocity fields at $y = 1.5141$ were extracted from a simulation at $Re = 205$ (keeping the same numerics as in NC), and these are shown in figure 17(a). The streamwise averaged field was subtracted from the velocity to highlight the presence of the KH vortices. Figure 17 shows that, differently from the $Re = 200$ case reported in NC, the dynamics of the flow for this Reynolds number is no longer periodic. In this case, vortices suffer a change in phase in some times, similar to the present model, with space-time behaviour of vortices reconstructed using a_3 and \mathbf{u}_3 , taken at $y = 1$. As in previous comparisons between ROM and DNS, quantitative agreement is not expected due to the non-slip conditions in the DNS, but the results show that both the DNS and ROM display phase jumps of π at specific times.

An association of this phenomenon to jet dynamics would have important consequences. Changes in phase speed greatly affect sound radiation by wavepackets in subsonic flows, as the dependence on phase speed is exponential (Crighton 1975; Cavalieri *et al.* 2011; K  nig *et al.* 2016). An intermittent increase of phase speed would lead to a burst in sound radiation. The observation of space-time measurements of turbulent jets suggests that instantaneous changes in phase speed may occur (Breakey *et al.* 2017), but to the best of our knowledge this has not been properly studied. Again, one should bear in mind that the observed trends come from a simplified representation of a parallel shear layer, but the present observations suggest directions for the investigation of data from jets, which may uncover the mechanisms at hand.

In summary, by studying the reduced-order model with increasing Reynolds number we obtain progressively richer dynamics, including limit cycles, quasi-periodic attractors, chaotic saddles and attractors. The low dimension of the model, involving eight modes, limits the dynamics to a minimal representation. Despite the low order of the system, the dynamics resemble observations of turbulent jets. The non-linear interactions included in the present low-order system, shown in eq. (2.10), point thus to phenomena of potential relevance in flows of interest. Further investigation of the non-linear interactions in turbulent jets, using appropriate signal processing (Schmidt 2020),

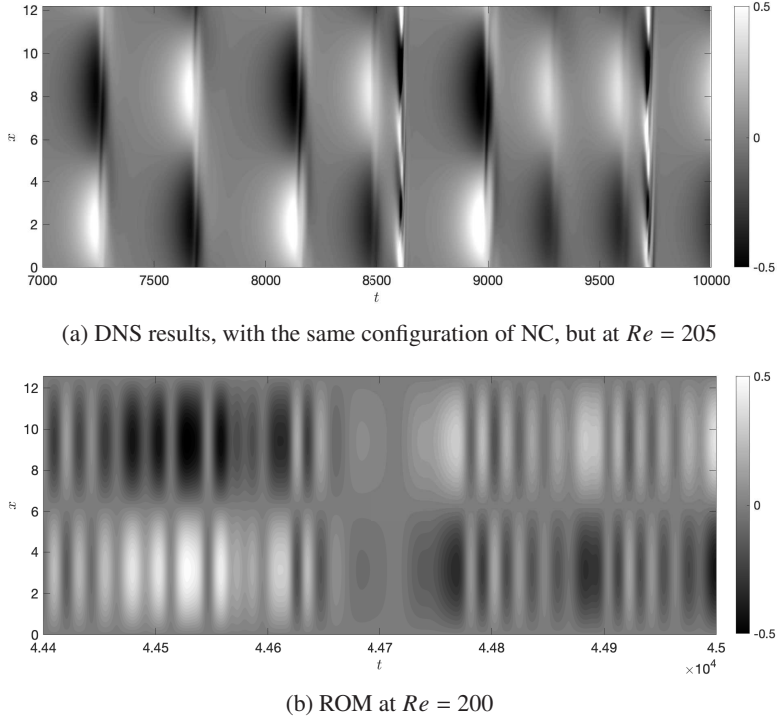


Figure 17: Vortices in the NC DNS for $Re = 205$, and in the present model for $Re = 200$, illustrated by fluctuations of the streamwise velocity on $y = 1$ for the ROM and for $y = 0.5$ for the DNS.

is a promising direction, and the present reduced-order model, as well as its solutions, may aid in the interpretation of data. The reduced number of non-linear interactions in the model may also help in the development of non-linear models for spatially developing shear layer and jets (Suponitsky *et al.* 2010; Wu & Zhuang 2016; Zhang & Wu 2020).

4. Conclusions

The non-linear dynamics of a shear layer are studied using a reduced-order model. A shear layer confined between parallel walls and driven by a body force, introduced by Nogueira & Cavalieri (2021) (NC), prevents the spatial development of the flow and thus allows the use of periodic boundary conditions in streamwise and spanwise directions, which greatly simplifies the problem. The same configuration is considered here, but instead of the non-slip boundary conditions used in the DNS in NC, we adopt free-slip boundary conditions on the parallel walls. This ensures that the confined shear layer does not develop near-wall fluctuations that would clearly be absent in free shear layers and jets. Moreover, by using free-slip boundary conditions, a reduced-order model may be obtained using Fourier modes in all three spatial directions, and application of a Galerkin projection of the Navier-Stokes equation leads to a system of ordinary differential equations, similar to related works on wall-bounded turbulence (Waleffe 1997; Moehlis *et al.* 2004; Cavalieri 2021).

The procedure aims to build and study a simplified system in order to reveal non-linear dynamics of shear layers, which may shed light on the behaviour of spatially developing flows such as jets. Turbulent jets have been thoroughly studied using linearised models and input/output analysis in

recent years (Garnaud *et al.* 2013; Jeun *et al.* 2016; Schmidt *et al.* 2018; Lesshafft *et al.* 2019), but features such as amplitude and phase modulation of Kelvin-Helmholtz wavepackets, referred to as “jitter”, are more challenging to model using linear theory. Jitter in amplitude and phase has been observed in numerical and experimental data and related to the sound radiation, with particular relevance for subsonic flows (Cavalieri *et al.* 2011; Baqui *et al.* 2015; Cavalieri *et al.* 2019). The analysis in NC used a direct numerical simulation of a confined shear layer, showing that non-linear dynamics lead to the appearance of a stable limit cycle with amplitude modulation of Kelvin-Helmholtz vortices, in a behaviour reminiscent of amplitude jitter seen in jet data. This direction is further pursued here by the construction of a reduced-order model (ROM) with the dominant structures studied in NC, which allows a more straightforward analysis of the non-linear dynamics of the confined shear-layer configuration.

Eight modes were selected to build the ROM, based on the observations in NC. Such modes represent the mean flow, Kelvin-Helmholtz vortices, rolls, streaks, and oblique waves. For the mean flow, vortices and oblique waves, a pair of Fourier modes were needed for each structure in order to ensure a consistent representation of the dynamics. The body force that drives the shear layer was taken as a sum of two Fourier modes, with the second parametrised by a forcing parameter P that is related to the growth rate of the Kelvin-Helmholtz instability of the laminar solution. The non-linear dynamics of the resulting ROM could be analysed in some detail, thanks to the reduced computational cost to obtain numerical solutions and their stability analysis. This provides a picture of how the confined shear layer transitions to the limit cycle studied in NC, and how such cycle eventually transitions to chaotic behaviour as the Reynolds number is increased.

The first bifurcations identified for the ROM are a pitchfork leading to saturated vortex solutions, and a Hopf bifurcation leading to a stable limit cycle. This limit cycle resembles the observations in NC, with amplitude modulation of vortices related to oscillations in rolls, streaks and oblique waves. As the Reynolds number is increased, we observe the emergence of a chaotic saddle. This was studied by varying the forcing parameter P , showing the emergence of chaotic attractors via a period doubling cascade as P is increased. Such attractors eventually merge and form a larger chaotic attractor for $P = 0.09$. At $Re = 80$ and $P = 0.08$ such attractor loses stability and becomes a chaotic saddle, with transient chaos. Thus, most initial disturbances for $P = 0.08$ and Reynolds number between 72.5 and 109 display transient chaotic behaviour which eventually settles into the stable limit cycle that emerged from the first Hopf bifurcation. Since the reduced-order model has symmetries, with corresponding solutions obtained by considering shifts in streamwise or spanwise direction, all such solutions appear in pairs, with one of them corresponding to a vortex mode $a_3 > 0$, and the other related to $a_3 < 0$. Such solutions display time-periodic (for the limit cycle) or aperiodic (for the chaotic saddle) modulation of vortex amplitude, a behaviour that resembles the jitter in amplitude observed in high Reynolds number jets.

A further increase of Re leads to the appearance of a quasi-periodic attractor at $Re = 109$. This attractor collides with the chaotic saddle at $Re = 126.5$, leading to the appearance of a chaotic attractor. The time series of the various modes show broadband behaviour, with no periodicity, in a more complex behaviour that approaches what is seen in turbulence. The symmetries of the system again imply that two chaotic attractors are formed, with positive or negative vortex time coefficient a_3 . Such attractors suffer a merging crisis at $Re = 164.8$, and become a larger chaotic attractor where solutions spend some time at one of the original attractors and then “jump” to the other one. This implies that the solution starts to display jumps between positive and negative values of the vortex a_3 , which in turn means that vortices have a π phase jump in x . Such phase jitter is again reminiscent of observations of Kelvin-Helmholtz wavepackets in turbulent jets. Thus, the present ROM may be thought as a minimal model that mimics jitter in amplitude and phase of Kelvin-Helmholtz vortices. Its modes and their interaction are minimal ingredients to obtain dynamics that resemble observations of high- Re jets.

Keeping in mind that several simplifications were applied to both the flow configuration (by

considering a confined shear layer) and the underlying equations (by reducing the model using a Galerkin projection with eight modes), the present reduced-order model opens a number of interesting directions for the study of turbulent free-shear flows. The ROM has closed-form equations that include non-linear interactions between modes that have turbulent jet counterparts, such as Kelvin-Helmholtz vortices (Cavaliere *et al.* 2013), rolls and streaks (Nogueira *et al.* 2019). By studying the non-linear interactions among the various structures in the model, one may better understand how the corresponding modes interact in turbulent jets, which is not possible using standard linear input/output analysis. The reduced-order model displays clear correlations between vortices and streaks, which may be further investigated using dedicated signal processing of numerical or experimental databases.

It is clear that high-Reynolds number jets will display dynamics that are not comprised by the model. However, it is hoped that the rich non-linear dynamics displayed by the ROM may shed light on behaviours of more complex flows. In the past, reduced-order models of wall-bounded turbulence by Waleffe (1997) and Moehlis *et al.* (2004) helped to understand the relationship of rolls, streaks and sinuous disturbances, and showed that under some conditions turbulence in such configurations had finite lifetimes, an observation later confirmed by the experiments of Hof *et al.* (2006). Reduced-order models were important in defining the concept of edge states between laminar and turbulent solutions (Skufca *et al.* 2006), a concept later extended to wall-bounded flows using full direct numerical simulations (Schneider *et al.* 2007; Duguet *et al.* 2013). It is hoped that the present reduced-order model will also enable a number of approaches based on dynamical systems theory, which may help probing the non-linear dynamics of turbulent shear layers and jets.

Acknowledgments

This work was supported by FAPESP Grant No. 2019/27655-3 and CNPq Grant Nos. 313225/2020-6 and 306920/2020-4. A numerical implementation of the present reduced-order models is available by request to the first author.

Declaration of Interests. The authors report no conflict of interest.

Appendix A. Saddle-node bifurcations of asymmetric limit cycles

This Appendix briefly studies the saddle-node bifurcations of the asymmetric limit cycles studied in section 3.2.1. Figure 18(a) shows periodic solutions with $Re = 54$, and P between 0.083 and 0.084. There are two stable limit cycles, shown with full lines, that are connected to an unstable cycle by saddle-node bifurcations for $P = 0.08373$ and $P = 0.08358$. This pair of saddle-node bifurcations leads to hysteresis, as shown in figure 18(b): as P is increased above 0.083, the system remains in the lower-branch cycle until the first saddle-node bifurcation, where it jumps to the upper-branch solution. As P is decreased from 0.084, the system remains in the upper branch until it reaches the second saddle-node bifurcation, where the solution jumps to the lower branch. This explains the jump observed in figure 6.

REFERENCES

- ABREU, L. I. , CAVALIERI, A. V. , SCHLATTER, P. , VINUESA, R. & HENNINGSON, D. S. 2020 Spectral proper orthogonal decomposition and resolvent analysis of near-wall coherent structures in turbulent pipe flows. *Journal of Fluid Mechanics* **900**.
- AKAMINE, M. , OKAMOTO, K. , TERAMOTO, S. & TSUTSUMI, S. 2019 Conditional sampling analysis of high-speed schlieren movies of mach wave radiation in a supersonic jet. *The Journal of the Acoustical Society of America* **145** (1), EL122–EL128.

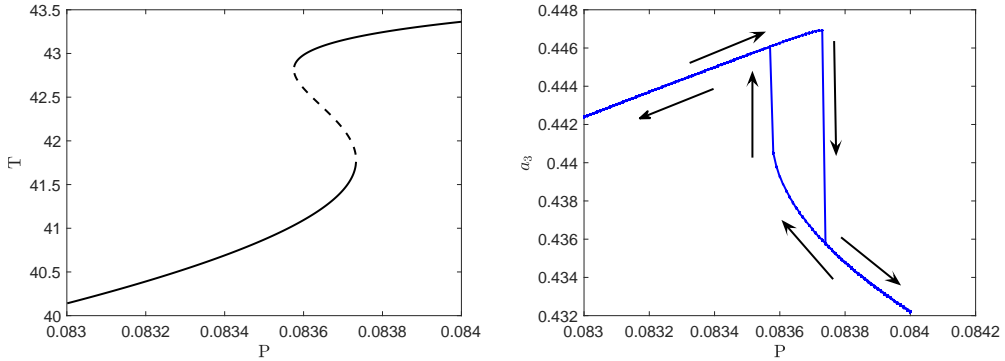


Figure 18: Saddle-node bifurcations for $Re = 54$: (a) period of periodic solutions, with full lines showing stable cycles and the dashed line showing the unstable one, and (b) Poincaré section at $a_5 = 0$ and $\dot{a}_5 < 0$, with arrows highlighting the path in the plot as P is increased and then decreased.

- BAQUI, Y. B. , AGARWAL, A. , CAVALIERI, A. V. & SINAYOKO, S. 2015 A coherence-matched linear source mechanism for subsonic jet noise. *Journal of Fluid Mechanics* **776**, 235–267.
- BATTELINO, P. M. , GREBOGI, C. , OTT, E. , YORKE, J. A. & YORKE, E. D. 1988 Multiple coexisting attractors, basin boundaries and basic sets. *Physica D: Nonlinear Phenomena* **32** (2), 296–305.
- BOGEY, C. 2019 On noise generation in low reynolds number temporal round jets at a mach number of 0.9. *Journal of Fluid Mechanics* **859**, 1022–1056.
- BOGEY, C. & BAILLY, C. 2007 An analysis of the correlations between the turbulent flow and the sound pressure fields of subsonic jets. *Journal of Fluid Mechanics* **583**, 71–97.
- BOGEY, C. & BAILLY, C. 2010 Influence of nozzle-exit boundary-layer conditions on the flow and acoustic fields of initially laminar jets. *Journal of Fluid Mechanics* **663**, 507–538.
- BRANDT, L. 2014 The lift-up effect: the linear mechanism behind transition and turbulence in shear flows. *European Journal of Mechanics-B/Fluids* **47**, 80–96.
- BREAKEY, D. E. , JORDAN, P. , CAVALIERI, A. V. , NOGUEIRA, P. A. , LÉON, O. , COLONIUS, T. & RODRÍGUEZ, D. 2017 Experimental study of turbulent-jet wave packets and their acoustic efficiency. *Physical Review Fluids* **2** (12), 124601.
- BRÈS, G. A. , JORDAN, P. , JAUNET, V. , LE RALLIC, M. , CAVALIERI, A. V. , TOWNE, A. , LELE, S. K. , COLONIUS, T. & SCHMIDT, O. T. 2018 Importance of the nozzle-exit boundary-layer state in subsonic turbulent jets. *Journal of Fluid Mechanics* **851**, 83–124.
- BRIDGES, J. E. & HUSSAIN, A. K. M. F. 1987 Roles of initial condition and vortex pairing in jet noise. *Journal of Sound and Vibration* **117** (2), 289–311.
- BROWN, G. L. & ROSHKO, A. 1974 On density effects and large structure in turbulent mixing layers. *Journal of Fluid Mechanics* **64** (4), 775–816.
- CAVALIERI, A. V. G. 2021 Structure interactions in a reduced-order model for wall-bounded turbulence. *Physical Review Fluids* **6** (3), 034610.
- CAVALIERI, A. V. G. & AGARWAL, A. 2014 Coherence decay and its impact on sound radiation by wavepackets. *Journal of Fluid Mechanics* **748**, 399–415.
- CAVALIERI, A. V. G. , JORDAN, P. , AGARWAL, A. & GERVAIS, Y. 2011 Jittering wave-packet models for subsonic jet noise. *Journal of Sound and Vibration* **330** (18-19), 4474–4492.
- CAVALIERI, A. V. G. , JORDAN, P. & LESSHAFFT, L. 2019 Wave-packet models for jet dynamics and sound radiation. *Applied Mechanics Reviews* **71** (2), 020802.
- CAVALIERI, A. V. G. , RODRÍGUEZ, D. , JORDAN, P. , COLONIUS, T. & GERVAIS, Y. 2013 Wavepackets in the velocity field of turbulent jets. *Journal of Fluid Mechanics* **730**, 559–592.
- CHANDLER, G. J. & KERSWELL, R. R. 2013 Invariant recurrent solutions embedded in a turbulent two-dimensional kolmogorov flow. *Journal of Fluid Mechanics* **722**, 554–595.
- CHANTRY, M. , TUCKERMAN, L. S. & BARKLEY, D. 2016 Turbulent–laminar patterns in shear flows without walls. *Journal of Fluid Mechanics* **791**.

- CHANTRY, M. , TUCKERMAN, L. S. & BARKLEY, D. 2017 Universal continuous transition to turbulence in a planar shear flow. *Journal of Fluid Mechanics* **824**.
- CHIAN, A. C.-L. , BOROTTO, F. A. , REMPEL, E. L. & ROGERS, C. 2005 Attractor merging crisis in chaotic business cycles. *Chaos, Solitons & Fractals* **24** (3), 869–875.
- COHEN, J. & WYGNANSKI, I. 1987 The evolution of instabilities in the axisymmetric jet. part 1. the linear growth of disturbances near the nozzle. *Journal of Fluid Mechanics* **176**, 191–219.
- CRIGHTON, D. G. 1975 Basic principles of aerodynamic noise generation. *Progress in Aerospace Sciences* **16** (1), 31–96.
- CRIGHTON, D. G. & GASTER, M. 1976 Stability of slowly diverging jet flow. *Journal of Fluid Mechanics* **77** (2), 397–413.
- CROW, S. C. & CHAMPAGNE, F. H. 1971 Orderly structure in jet turbulence. *Journal of Fluid Mechanics* **48** (3), 547–591.
- CVITANOVIĆ, P. & ECKHARDT, B. 1989 Periodic-orbit quantization of chaotic systems. *Physical review letters* **63** (8), 823.
- DEL ALAMO, J. C. & JIMENEZ, J. 2006 Linear energy amplification in turbulent channels. *Journal of Fluid Mechanics* **559**, 205–213.
- DUGUET, Y. , MONOKROUSOS, A. , BRANDT, L. & HENNINGSON, D. S. 2013 Minimal transition thresholds in plane couette flow. *Physics of Fluids* **25** (8), 084103.
- ECKHARDT, B. & MERSMANN, A. 1999 Transition to turbulence in a shear flow. *Physical Review E* **60** (1), 509.
- ELLINGSEN, T. & PALM, E. 1975 Stability of linear flow. *Physics of Fluids (1958-1988)* **18** (4), 487–488.
- FLORES, O. & JIMÉNEZ, J. 2010 Hierarchy of minimal flow units in the logarithmic layer. *Physics of Fluids* **22** (7), 071704.
- FONTAINE, R. A. , ELLIOTT, G. S. , AUSTIN, J. M. & FREUND, J. B. 2015 Very near-nozzle shear-layer turbulence and jet noise. *Journal of Fluid Mechanics* **770**, 27–51.
- GARNAUD, X. , LESSHAFFT, L. , SCHMID, P. & HUERRE, P. 2013 The preferred mode of incompressible jets: linear frequency response analysis. *Journal of Fluid Mechanics* **716**, 189–202.
- GIBSON, J. F. , HALCROW, J. & CVITANOVIĆ, P. 2008 Visualizing the geometry of state space in plane Couette flow. *Journal of Fluid Mechanics* **611**, 107.
- GREBOGI, C. , OTT, E. , ROMEIRAS, F. & YORKE, J. A. 1987 Critical exponents for crisis-induced intermittency. *Physical Review A* **36** (11), 5365.
- GUDMUNDSSON, K. & COLONIUS, T. 2011 Instability wave models for the near-field fluctuations of turbulent jets. *Journal of Fluid Mechanics* **689**, 97–128.
- HAMILTON, J. M. , KIM, J. & WALEFFE, F. 1995 Regeneration mechanisms of near-wall turbulence structures. *Journal of Fluid Mechanics* **287** (1), 317–348.
- HILEMAN, J. I. , THUROW, B. S. , CARABALLO, E. J. & SAMIMY, M. 2005 Large-scale structure evolution and sound emission in high-speed jets: real-time visualization with simultaneous acoustic measurements. *Journal of Fluid Mechanics* **544**, 277–307.
- HOF, B. , WESTERWEEL, J. , SCHNEIDER, T. M. & ECKHARDT, B. 2006 Finite lifetime of turbulence in shear flows. *Nature* **443** (7107), 59–62.
- HWANG, Y. & COSSU, C. 2010 Linear non-normal energy amplification of harmonic and stochastic forcing in the turbulent channel flow. *Journal of Fluid Mechanics* **664**, 51–73.
- JAUNET, V. , JORDAN, P. & CAVALIERI, A. 2017 Two-point coherence of wave packets in turbulent jets. *Physical Review Fluids* **2** (2), 024604.
- JEUN, J. , NICHOLS, J. W. & JOVANOVIĆ, M. R. 2016 Input-output analysis of high-speed axisymmetric isothermal jet noise. *Physics of Fluids* **28** (4), 047101.
- JIMÉNEZ, J. & MOIN, P. 1991 The minimal flow unit in near-wall turbulence. *Journal of Fluid Mechanics* **225**, 213–240.
- JORDAN, P. & COLONIUS, T. 2013 Wave packets and turbulent jet noise. *Annual Review of Fluid Mechanics* **45** (1).
- KAPLAN, O. , JORDAN, P. , CAVALIERI, A. & BRÈS, G. A. 2020 Nozzle dynamics and wavepackets in turbulent jets. *arXiv preprint arXiv:2007.00626* .
- KASHINATH, K. , WAUGH, I. & JUNIPER, M. 2014 Nonlinear self-excited thermoacoustic oscillations of a ducted premixed flame: Bifurcations and routes to chaos. *Journal of Fluid Mechanics* **761**, 399–430.
- KAWAHARA, G. & KIDA, S. 2001 Periodic motion embedded in plane couette turbulence: regeneration cycle and burst. *Journal of Fluid Mechanics* **449**, 291.

- KAWAHARA, G. , UHLMANN, M. & VAN VEEN, L. 2012 The significance of simple invariant solutions in turbulent flows. *Annual Review of Fluid Mechanics* **44**, 203–225.
- KEARNEY-FISCHER, M. , SINHA, A. & SAMIMY, M. 2013 Intermittent nature of subsonic jet noise. *AIAA Journal* **51** (5), 1142–1155.
- KENIG, M. , CAVALIERI, A. V. G. , JORDAN, P. , DELVILLE, J. , GERVAIS, Y. & PAPAMOSCHOU, D. 2013 Farfield filtering and source imaging of subsonic jet noise. *Journal of Sound and Vibration* .
- KENIG, M. , SASAKI, K. , CAVALIERI, A. V. G. , JORDAN, P. & GERVAIS, Y. 2016 Jet-noise control by fluidic injection from a rotating plug: linear and nonlinear sound-source mechanisms. *Journal of Fluid Mechanics* **788**, 358–380.
- LAJÚS, F. , SINHA, A. , CAVALIERI, A. V. G. , DESCHAMPS, C. & COLONIUS, T. 2019 Spatial stability analysis of subsonic corrugated jets. *Journal of Fluid Mechanics* **876**, 766–791.
- LESSHAFFT, L. , SEMERARO, O. , JAUNET, V. , CAVALIERI, A. V. G. & JORDAN, P. 2019 Resolvent-based modeling of coherent wave packets in a turbulent jet. *Physical Review Fluids* **4** (6), 063901.
- LUCAS, D. & KERSWELL, R. R. 2015 Recurrent flow analysis in spatiotemporally chaotic 2-dimensional kolmogorov flow. *Physics of Fluids* **27** (4), 045106.
- MARANT, M. & COSSU, C. 2018 Influence of optimally amplified streamwise streaks on the kelvin–helmholtz instability. *Journal of Fluid Mechanics* **838**, 478–500.
- MATSUBARA, M. , ALFREDSSON, P. H. & SEGALINI, A. 2020 Linear modes in a planar turbulent jet. *Journal of Fluid Mechanics* **888**.
- MCKEON, B. & SHARMA, A. 2010 A critical-layer framework for turbulent pipe flow. *Journal of Fluid Mechanics* **658**, 336–382.
- MOEHLIS, J. , FAISST, H. & ECKHARDT, B. 2004 A low-dimensional model for turbulent shear flows. *New Journal of Physics* **6** (1), 56.
- MOORE, C. J. 1977 The role of shear-layer instability waves in jet exhaust noise. *Journal of Fluid Mechanics* **80** (2), 321–367.
- MORRA, P. , NOGUEIRA, P. A. , CAVALIERI, A. V. G. & HENNINGSON, D. S. 2021 The colour of forcing statistics in resolvent analyses of turbulent channel flows. *Journal of Fluid Mechanics* **907**.
- NAGATA, M. 1990 Three-dimensional finite-amplitude solutions in plane couette flow: bifurcation from infinity. *Journal of Fluid Mechanics* **217**, 519–527.
- NOGUEIRA, P. A. & CAVALIERI, A. V. 2021 Dynamics of shear-layer coherent structures in a forced wall-bounded flow. *Journal of Fluid Mechanics* **907**.
- NOGUEIRA, P. A. , CAVALIERI, A. V. , JORDAN, P. & JAUNET, V. 2019 Large-scale streaky structures in turbulent jets. *Journal of Fluid Mechanics* **873**, 211–237.
- NOGUEIRA, P. A. , MORRA, P. , MARTINI, E. , CAVALIERI, A. V. & HENNINGSON, D. S. 2021 Forcing statistics in resolvent analysis: application in minimal turbulent couette flow. *Journal of Fluid Mechanics* **908**.
- PARKER, T. S. & CHUA, L. 2012 *Practical numerical algorithms for chaotic systems*. Springer Science & Business Media.
- PICKERING, E. , RIGAS, G. , NOGUEIRA, P. A. , CAVALIERI, A. V. , SCHMIDT, O. T. & COLONIUS, T. 2020 Lift-up, Kelvin–Helmholtz and Orr mechanisms in turbulent jets. *Journal of Fluid Mechanics* **896**.
- PIERREHUMBERT, R. & WIDNALL, S. 1982 The two-and three-dimensional instabilities of a spatially periodic shear layer. *Journal of Fluid Mechanics* **114**, 59–82.
- REMPEL, E. , CHIAN, A.-L. , KOGA, D. , MIRANDA, R. & SANTANA, W. 2008 Alfvén complexity. *International Journal of Bifurcation and Chaos* **18** (06), 1697–1703.
- RONNEBERGER, D. & ACKERMANN, U. 1979 Experiments on sound radiation due to non-linear interaction of instability waves in a turbulent jet. *Journal of Sound and Vibration* **62** (1), 121–129.
- SANDHAM, N. D. , MORFEY, C. L. & HU, Z. W. 2006 Sound radiation from exponentially growing and decaying surface waves. *Journal of Sound and Vibration* **294** (1), 355–361.
- SCHMID, P. J. & HENNINGSON, D. S. 2001 *Stability and transition in shear flows*, , vol. 142. Springer.
- SCHMIDT, O. T. 2020 Bispectral mode decomposition of nonlinear flows. *Nonlinear Dynamics* **102** (4), 2479–2501.
- SCHMIDT, O. T. & SCHMID, P. J. 2019 A conditional space–time pod formalism for intermittent and rare events: example of acoustic bursts in turbulent jets. *Journal of Fluid Mechanics* **867**.
- SCHMIDT, O. T. , TOWNE, A. , RIGAS, G. , COLONIUS, T. & BRÈS, G. A. 2018 Spectral analysis of jet turbulence. *Journal of Fluid Mechanics* **855**, 953–982.
- SCHNEIDER, T. M. , ECKHARDT, B. & YORKE, J. A. 2007 Turbulence transition and the edge of chaos in pipe flow. *Physical review letters* **99** (3), 034502.

- SKUFCA, J. D. , YORKE, J. A. & ECKHARDT, B. 2006 Edge of chaos in a parallel shear flow. *Physical review letters* **96** (17), 174101.
- SUPONITSKY, V. , SANDHAM, N. & MORFEY, C. 2010 Linear and nonlinear mechanisms of sound radiation by instability waves in subsonic jets. *Journal of Fluid Mechanics* **658**, 509–538.
- SUZUKI, T. & COLONIUS, T. 2006 Instability waves in a subsonic round jet detected using a near-field phased microphone array. *Journal of Fluid Mechanics* **565**, 197–226.
- TAM, C. K. 1995 Supersonic jet noise. *Annual Review of Fluid Mechanics* **27** (1), 17–43.
- TAM, C. K. W. & BURTON, D. E. 1984 Sound generated by instability waves of supersonic flows. Part 2. Axisymmetric jets. *Journal of Fluid Mechanics* **138** (138), 273–295.
- THEOFILIS, V. 2003 Advances in global linear instability analysis of nonparallel and three-dimensional flows. *Progress in aerospace sciences* **39** (4), 249–316.
- TOWNE, A. , SCHMIDT, O. T. & COLONIUS, T. 2018 Spectral proper orthogonal decomposition and its relationship to dynamic mode decomposition and resolvent analysis. *Journal of Fluid Mechanics* **847**, 821–867.
- WALEFFE, F. 1995 Transition in shear flows. nonlinear normality versus non-normal linearity. *Physics of Fluids* **7** (12), 3060–3066.
- WALEFFE, F. 1997 On a self-sustaining process in shear flows. *Physics of Fluids* **9** (4), 883–900.
- WANG, C. , LESSHAFFT, L. , CAVALIERI, A. V. & JORDAN, P. 2021 The effect of streaks on the instability of jets. *Journal of Fluid Mechanics* **910**.
- WU, X. & HUERRE, P. 2009 Low-frequency sound radiated by a nonlinearly modulated wavepacket of helical modes on a subsonic circular jet. *Journal of Fluid Mechanics* **637**, 173–211.
- WU, X. & ZHUANG, X. 2016 Nonlinear dynamics of large-scale coherent structures in turbulent free shear layers. *Journal of Fluid Mechanics* **787**, 396–439.
- ZHANG, Z. & WU, X. 2020 Nonlinear evolution and acoustic radiation of coherent structures in subsonic turbulent free shear layers. *Journal of Fluid Mechanics* **884**.