

# Latent Variable Nested Set Transformers & AutoBots

Roger Girgis<sup>1,2</sup> Florian Golemo<sup>2,3</sup> Felipe Codevilla<sup>2,4</sup> Jim Aldon D’Souza<sup>5</sup> Samira Ebrahimi Kahou<sup>6,7,8</sup>  
Felix Heide<sup>5,9</sup> Christopher Pal<sup>1,2,3,8</sup>

<https://fgolemo.github.io/autobots/>

## Abstract

Humans have the innate ability to attend to the most relevant actors in their vicinity and can forecast how they may behave in the future. This ability will be crucial for the deployment of safety-critical agents such as robots or vehicles which interact with humans. We propose a theoretical framework for this problem setting based on autoregressively modelling sequences of nested sets, using latent variables to better capture multimodal distributions over future sets of sets. We present a new model architecture which we call a Nested Set Transformer which employs multi-head self-attention blocks over sets of sets that serve as a form of social attention between the elements of the sets at every timestep. Our approach can produce a distribution over future trajectories for all agents under consideration, or focus upon the trajectory of an ego-agent. We validate the Nested Set Transformer for autonomous driving settings which we refer to as (“AutoBot”), where we model the trajectory of an ego-agent based on the sequential observations of key attributes of multiple agents in a scene. AutoBot produces results better than *state-of-the-art* published prior work on the challenging nuScenes vehicle trajectory modeling benchmark. We also examine the multi-agent prediction version of our model and jointly forecast an ego-agent’s future trajectory along with the other agents in the scene. We validate the behavior of our proposed Nested Set Transformer for scene level forecasting with a pedestrian trajectory dataset.

## 1. Introduction

Neural sequence models have generated exciting advances in machine learning. Problems such as machine translation, text-to-speech, and dialog generation are a common settings where architectures such as RNNs (Sutskever et al., 2014; Vinyals et al., 2014), Wavenets (Oord et al., 2016) and Transformers (Vaswani et al., 2017) have yielded significant advances in model performance.

Unlike models for sequences of symbols or vectors over time, here we are interested in modelling the probability distribution of sequences consisting of the items within nested sets, or sets of sets. More formally, defining sets of sets at each time step as  $X_t = \{\{x_1, \dots, x_k\}_1, \dots, \{x_1, \dots, x_k\}_m\}_t$ , such that there are  $m$  sets, i.e. one for each modeled object in a scene, each object with  $k$  ordered properties. We then build auto-regressive sequence models of the form

$$P(X_t | X_{t-1}, \dots, X_{t-l}), \quad (1)$$

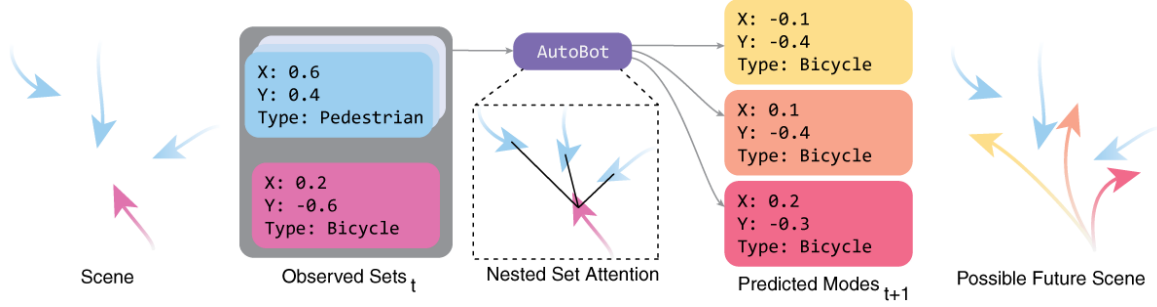
where we capture  $l$  steps of context in the past. To better model the multimodal distribution over future sets of sets, we also examine a discrete latent variable form of our framework, where:

$$P(X_t | X_{t-1}, \dots, X_{t-l}) = \sum_{Z_t} P(X_t, Z_t | X_{t-1}, \dots, X_{t-l}), \quad (2)$$

with discrete latent variables  $Z_t$  at each timestep. We propose, therefore, to parameterize conditional mixture models over sets of sets in the future conditioned on a window of past sets of sets. Similar to other neural sequence models we can then use such models replicated over time to model longer future trajectories.

In this paper, we propose a new fully end-to-end transformer architecture to model sequences of nested sets and multimodal distributions over them. Our novel approach employs multi-head self-attention blocks to model a form of ego-centric social attention between the elements of the set at every time-step. It produces a distribution over future sets

<sup>1</sup>Polytechnique Montreal <sup>2</sup>Mila <sup>3</sup>Element AI / Service Now <sup>4</sup>Independent Robotics <sup>5</sup>Algolux <sup>6</sup>École de technologie supérieure <sup>7</sup>McGill University <sup>8</sup>Canada CIFAR AI Chair <sup>9</sup>Princeton University. Correspondence to: Roger Girgis <roger.girgis@gmail.com>.



**Figure 1. AutoBot overview:** Our model represents a sequential scene (usually involving moving objects) as a set of sets, with the inner set consisting of arbitrary properties of each object, like type and coordinates, and the outer set capturing a snapshot of all actors at a given timestep. The model applies transformer-style set attention to all elements and computes discrete modes for the next timestep for either a single object (AutoBot) or all objects (AutoBot-MA).

by employing discrete latent variables that condition the model’s generative process.

We evaluate this architecture on *nuScenes* (Caesar et al., 2020), an autonomous driving trajectory prediction benchmark and obtain state-of-the-art results. We also evaluate on *TrajNet* (Sadeghian et al., 2018), a pedestrian trajectory forecasting benchmark. Both evaluation scenarios constitute real world multi-agent social situations with highly dynamical states and require multi-modal prediction and generalization. Specifically, we make the following contributions:

- We propose a novel model for modelling nested set structured sequential data combining permutation-invariant sets and order-dependent sets with continuous variables.
- We extend this model to a latent-variable formulation, which is formulated to capture multi-modal probability distributions over sets, e.g. over distinct sets of possible future trajectories for multiple agents.
- We validate our framework in an autonomous driving scenario using a transformer model variant called AutoBot which achieves state-of-the-art performance on the competitive *nuScenes* evaluation.

## 2. Related Work

Consider the concept of a *set*, defined as a collection of elements and the concept of a *collection*, defined as a set of sets. Canonical forms of feed forward neural networks and recurrent neural network models do not properly deal with the permutation invariant properties of sets (Lee et al., 2019), let alone sets of sets. Pooling architectures have been proposed and used as a solution to deal with sets with feed forward networks (Zaheer et al., 2017; Su et al., 2015; Hartford et al., 2016). More recently, attention based models improved upon pooling methods by being able to model element interaction better (Lee et al., 2019; Casas et al., 2020). Here, we extend the attention approach to deal both

with set elements and also to be able to generate sequences of sets of sets based on past set-of-set-structured data.

A number of approaches have been proposed as ways to increase the diversity of samples generated from neural sequence models. For example, in Bowman et al. (2015) a variational (CVAE) approach is used to construct models that condition on attributes for dialog generation. Other work used a similar approach for conditioned image generation (Yan et al., 2016). CVAEs were also incorporated into transformer networks which have no mechanism to deal with *one-to-many* relationships (Lin et al., 2020; Wang & Wan, 2019). We condition our predictions using a random variable, similarly to Tang & Salakhutdinov (2019), but we do so in a set-of-set sequence modelling scenario. We also further improve the variability of the generated outcomes by incorporating a maximum entropy likelihood loss.

Trajectory or motion prediction is also a problem with set-structured data and requires sequence modelling. Some examples are learning social behaviors in crowded spaces (Alahi et al., 2016; Sadeghian et al., 2018) and prediction of intelligent agent behavior in a driving scenario which contains pedestrians and human drivers (Cui et al., 2019; Tang & Salakhutdinov, 2019; Casas et al., 2020; Gao et al., 2020; Li et al., 2020; Khandelwal et al., 2020). We evaluate our model both in the context of a pedestrian trajectory forecasting and in *nuScenes* (Caesar et al., 2020), a real world driving dataset, obtaining state-of-the-art results.

## 3. Background

The main component of the Transformer architecture is the multi-head attention block (MHAB). Given a set of  $n_q$  query vectors  $Q \in \mathbb{R}^{n_q \times d_q}$ , and a set of key-value pairs ( $K \in \mathbb{R}^{n_k \times d_k}$  and  $V \in \mathbb{R}^{n_k \times d_v}$ ), a single attention head *transforms*  $Q$  to outputs by performing the following computation:

$$\text{Attn}(Q, K, V) = \text{softmax}(QK^T)V \quad (3)$$

Multi-head attention consists of having  $H$  different heads each performing the attention operation shown in 3 on  $H$  linear projections of the keys queries and values. The final attended output is a linear projection on the concatenation of the output of each attention head. These computations can be expressed as follows:

$$\text{MHA}(Q, K, V) = \text{concat}(\text{head}_1, \dots, \text{head}_H)W^O \quad (4)$$

where  $\text{head}_i = \text{Attn}(QW_i^Q, KW_i^K, VW_i^V)$

The learnable parameters of the MHA function are the projection matrices of each attention head  $W_i^Q$ ,  $W_i^K$  and  $W_i^V$  along with the output projection matrix  $W^O$ . Note that  $W_i^Q$ ,  $W_i^K$  and  $W_i^V$  project the initial set of inputs to smaller dimensionality. For example,  $W_i^Q \in \mathbb{R}^{d_q \times d_{h_q}}$  projects the original queries with dimension  $d_q$  to  $d_{h_q}$ , where  $d_{h_q}$  is typically chosen to be  $d_q/H$ . An important application of Multi-Head attention is to perform self-attention on an input set (Lee et al., 2019). Given an input set  $X$ , one can perform intra-set attention by using  $X$  as the queries, keys and values, i.e.,  $\text{MHA}(X, X, X)$ .

The multi-head attention block (MHAB) consists of performing the MHA operation described in 4 followed by row-wise feed-forward neural network, with residual connections and layer normalization (Ba et al., 2016) after the application of each function. Given some input  $X \in \mathbb{R}^{n_x \times d}$  and some conditioning variable  $C \in \mathbb{R}^{n_c \times d}$ , the MHAB can be described by the following forward computation:

$$\text{MHAB}(X, C) = \text{LN}(H + \text{rFFN}(H)) \quad (5)$$

where  $H = \text{LN}(X + \text{MHA}(X, C, C))$

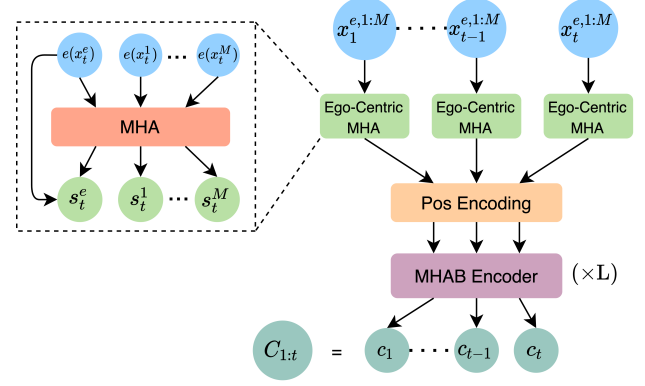
AutoBot makes extensive use of the MHAB throughout all parts of the proposed architecture.

## 4. AutoBot: A Nested Set Transformer Geared for Motion Forecasting

In this work, we propose AutoBot to forecast the future trajectories of agents in multi-agent environments. Our approach extends the attention mechanism widely used in Transformer architectures (Vaswani et al., 2017) for text processing to process sets of sets. We begin by describing how AutoBot can be used to forecast the future of an ego agent or vehicle. We then present a full nested set transformer version of AutoBot which performs full multi-agent scene forecasting.

### 4.1. Ego-Centric Forecasting

In this section we describe the AutoBot architecture, which is portrayed in Figures 2, 3, 4. We represent the future sequence of states of the ego-agent for some horizon  $T$  by



**Figure 2. AutoBot encoder network.** The sequence of the past state sets  $\mathbf{x}_{1:t}^e$  is encoded by a embedding layer  $e$  before a multi-head self attention function (MHA) is applied. A residual connection is used between  $e(\mathbf{x}_{1:t}^e)$  and the encoded set sequence  $\mathbf{s}_t^e$ . A  $L$  multi-head attention blocks (MHAB) are applied with the positional encoding on the input in order to obtain the final encoding of the past states,  $C_{1:t}$ .

$\mathbf{x}_{t+1:T}^e$ , and its past sequence of states by  $\mathbf{x}_{1:t}^e$ . In multi-agent settings, we additionally observe the past motion of the  $M$  neighbouring agents which we represent by  $\mathbf{x}_{1:t}^{1:M}$ . The goal of ego-centric motion forecasting is then to learn a model that accurately represents  $P(\mathbf{x}_{t+1:T}^e | \mathbf{x}_{1:t}^e, \mathbf{x}_{1:t}^{1:M})$ . Henceforth, we will refer to the set of all agents in the set at time step  $t$  as  $X_t = \mathbf{x}_t^{e,1:M}$ .

#### 4.1.1. INPUT SEQUENCE REPRESENTATION

In this section, we describe how AutoBot models the input sequence of states of the ego-agent along with its neighbours, shown in Figure 2. In order to socially encode the relationship between the ego-agent and its neighbours, AutoBot employs an ego-centric MHA function which performs the following operations:

$$S_t = e(X_t) + \text{MHA}(e(X_t), e(X_t), e(X_t)) \quad (6)$$

where  $e(\cdot)$  is an embedding layer that projects the state of each element into the size of the hidden state  $d_s$ . Note that  $S_t = s_t^{e,1:M}$  is the encoding of all elements in the set, where each element's representation  $s_t^i$  contains information about all other elements in the set. In ego-centric forecasting, AutoBot only uses the set-attended encoding of the ego-agent  $s_t^e$ .

After encoding the ego-agent's entire past social context  $s_{1:t}^e$ , in order to deal with the sequential nature of this tensor, we apply a positional encoding layer. Next, we process this sequence using  $L$  MHAB encoding layers, where each MHAB encoder performs the computation  $\text{MHAB}(s_{1:t}^e, s_{1:t}^e)$ , i.e., a self-attention over all timesteps of the input sequence. The output of this function is a tensor  $C_{1:t}$  representing the entire past of the ego-agent.

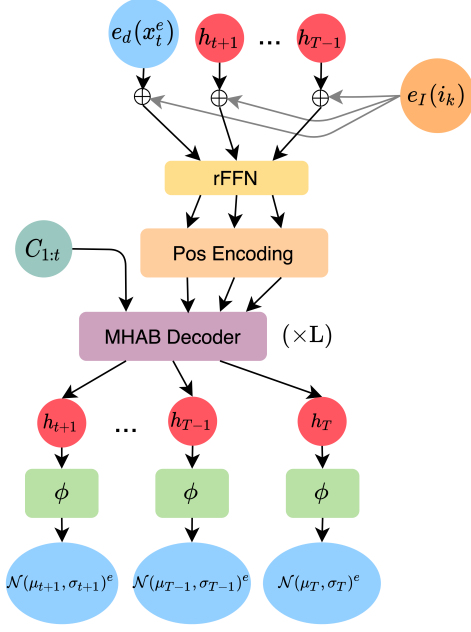


Figure 3. **AutoBot decoder network.** A discrete latent variable  $i_k$  is concatenated with the encoded future state. This variable behaves like a seed and is leveraged to produce multiple modes. A multi-headed attention block (MHAB) is used together with the past encoded set in order to generate the future state distributions.

#### 4.1.2. MULTIMODAL SEQUENCE GENERATION

As discussed above, forecasting the future is a multimodal problem since agents can interact in diverse ways, and individual agents may have different intentions. AutoBot addresses this problem by employing  $K$  discrete latent variables that condition the sequence generation process. We represent the different modes using one-hot vectors  $i_k$ . Figure 3 shows AutoBot’s decoder architecture.

The sequence generation starts by embedding the final state from the input sequence of the ego-agent  $x_t^e$  using a linear embedding layer,  $h_t = e_d(x_t^e)$ . The decoder concatenates a linear projection of the mode’s one-hot vector,  $e_I(i_k)$  with  $h_t$ . If additional context  $m$  is provided (e.g., a map of a road network), the features of this context is also concatenated with the two other embeddings. The resulting representation,  $\text{concat}(h_t, e_I(i_k), m)$ , is further transformed using a feed-forward neural network, followed by a positional encoding layer,  $\text{PE}(\cdot)$ , (Vaswani et al., 2017). Next,  $L$  MHAB decoder layers are used in order to condition the sequence generation on the input sequence. This produces the next timestep’s hidden representation  $h_{t+1}$ . Starting from the concatenation step, this process is repeated  $T$  times, where  $T$  is the prediction horizon. At the final timestep, the de-

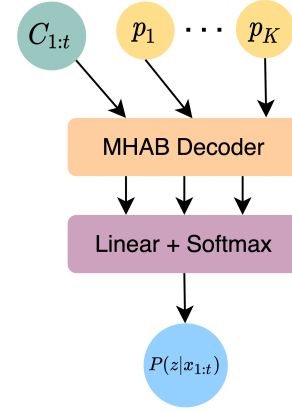


Figure 4. We use the model structure above to predict the prior distribution over the latent modes,  $p(z|X_{1:t})$ . The model employs  $K$  learnable parameters  $p_{1:K}$  that attend to the input social context  $C_{1:t}$  of the ego-agent through a MHAB decoder block. A linear and softmax layer is applied in order to produce the discrete distribution over latent variables.

coder performs the following tensor computations:

$$H_{t+1:T} = \text{MHAB}(\text{PE}(H'), C_{1:t}) \quad (7)$$

where  $H' = \text{rFFN}(\text{concat}(h_t, e_I(i_k), m))$

A function  $\phi$  is used to generate the final output sequence in the space of the original input set. In our experiments, we specifically focus on generating trajectory positions in  $(x, y)$  space. As such,  $\phi$  in our experiments produces the parameters of a bivariate Gaussian distribution.

Notice that the decoder generates trajectories in an autoregressive fashion, instead of using teacher forcing. We found that with teacher forcing, the model does not learn to produce trajectories that adhere to the current mode. Instead, the model produces identical trajectories from which one would need to sample in order to produce diverse futures trajectories. This is undesirable since it removes control over the generated trajectories, and reduces the likelihood of reproducing the same trajectories.

Our model also computes the distribution  $P(z|X_{1:t})$  of discrete random variable  $z$  using the model structure shown in Figure 4. Using a similar idea to the one presented in (Lee et al., 2019), we employ  $K$  learnable vectors  $p_{1:K}$  which behave like seeds. The distribution is generated by performing the following computations,

$$p(z_k|X_{1:t}) = \text{softmax}(\text{rLin}(H)) \quad (8)$$

where  $H = \text{MHAB}(p_{1:K}, C_{1:t})$

where the tensor  $H \in \mathbb{R}^{K \times d_s}$  and  $\text{rLin}$  is a row-wise linear projection layer that projects each vector  $h_k$  to a scalar value.

To produce a probability distribution, the softmax function is used on the resulting vector of size  $K$ .

#### 4.1.3. TRAINING OBJECTIVE

Given a dataset of  $N$  sequences of sets  $\mathcal{D} = \{X_{1:T}\}_{i=1}^N$ , our goal in ego-centric forecasting is to maximize the likelihood of the future trajectory of an ego-agent given the input sequence of sets, i.e.,  $\max p(x_{t+1:T}^e | X_{1:t})$ . In order to simplify notation, we will henceforth refer to the ego-agent's future trajectory by  $y = x_{t+1:T}^e$ . As discussed above, AutoBot employs discrete latent variables, which allows us to compute the log-likelihood exactly. The gradient of our objective function can then be expressed as follows:

$$\begin{aligned} \nabla_{\theta} \mathcal{L}(\theta) &= \nabla_{\theta} \log p_{\theta}(y | X_{1:t}) \\ &= \nabla_{\theta} \log \left( \sum_z p_{\theta}(y, z | X_{1:t}) \right) \\ &= \sum_z p_{\theta}(z | y, X_{1:t}) \nabla_{\theta} \log p_{\theta}(y, z | X_{1:t}) \end{aligned} \quad (9)$$

As previously discussed in Tang & Salakhutdinov (2019), computing the posterior likelihood  $p_{\theta}(z | y, X_{1:t})$  is difficult in general and varies with  $\theta$ . As discussed in Bishop (2006), one can introduce a distribution over the latent variables,  $q(z)$ , that is convenient to compute. With this distribution, we can now decompose the log-likelihood as follows:

$$\begin{aligned} \log p_{\theta}(y | X_{1:t}) &= \sum_z q(z) \log \frac{p_{\theta}(y, z | X_{1:t})}{q(z)} \\ &\quad + D_{KL}(q(z) || p_{\theta}(z | y, X_{1:t})) \end{aligned} \quad (10)$$

where  $D_{KL}(\cdot || \cdot)$  is the Kullback-Leibler divergence between the approximating posterior and the actual posterior. A natural choice for this approximating distribution is  $q(z) = p_{\theta_{old}}(z | y, X_{1:t})$ , where  $\theta_{old}$  corresponds to AutoBot's parameters before performing the parameter update. With this choice of  $q(z)$ , the objective function can be rewritten as

$$\begin{aligned} \mathcal{L}(\theta) &= Q(\theta, \theta_{old}) + \text{const.} \\ Q(\theta, \theta_{old}) &= \sum_z p_{\theta_{old}}(z | y, X_{1:t}) \log p_{\theta}(y, z | X_{1:t}) \\ &= \sum_z p_{\theta_{old}}(z | y, X_{1:t}) \{ \log p_{\theta}(y | z, X_{1:t}) \\ &\quad + \log p_{\theta}(z | X_{1:t}) \} \end{aligned} \quad (11)$$

Note that the posterior  $p_{\theta_{old}}(z | y, X_{1:t})$  can be computed exactly in the model we explore here since AutoBot operates with discrete latent variables. Therefore, our final objective function becomes to maximize  $Q(\theta, \theta_{old})$  and minimize  $D_{KL}(p_{\theta_{old}}(z | y, X_{1:t}) || p_{\theta}(z | X_{1:t}))$ .

The datasets we tackle are concerned with predicted the  $(x, y)$  coordinates of agents in a social setting. As discussed above, we accomplish this by outputting a bivariate Gaussian distribution at every timestep. In order to ensure that each mode's output sequence does not have high variance, we introduce a mode entropy (ME) regularization term which penalizes large entropy values of the output distributions,

$$L_{ME} = \lambda_e \max_z \sum_{\tau=1}^T H(p_{\theta}(x_{t+\tau} | z, X_{1:t})) \quad (12)$$

As we can see, this entropy regularizer serves as penalize only the mode with the maximum entropy. Our experiments in Section 5.1 show the importance of this term.

## 4.2. Multi-Agent Scene Forecasting

In this section, we want to show how AutoBot can be extended to forecast the future trajectory of multiple agents. Referring back to the encoder presented in Figure 2, instead of operating only on the ego-agent's social encoding  $s_t^e$ , we can instead predict the future motion of the entire scene by propagating the social state of *all* agents,  $S_t = s_t^{e,1:M}$ . This can be efficiently achieved by stacking the agents' social encodings together into the batch dimension and performing the decoding identically. With this, our encoder now produces the tensor  $C_{1:t}^{1:M}$  which contains an encoding of the past sequences for all agent.

AutoBot-MA's decoder proceeds autoregressively as in the ego-centric version, with one exception. In order for the scene to be consistent, it is important that the intermediate hidden representation of the agents be conditioned on each other. Subsequent to the computations performed in Equation 7 (which now produces the tensor  $H_{t+\tau}^{1:M}$  at every future timestep), AutoBot-MA performs a multi-head attention on the set of agents, i.e.,

$$S_{t+\tau}^{1:M} = H_{t+\tau}^{1:M} + \text{MHA}(H_{t+\tau}^{1:M}, H_{t+\tau}^{1:M}, H_{t+\tau}^{1:M}) \quad (13)$$

The objective function is also updated. Instead of computing the likelihood with the ground-truth trajectory of the ego-agent, we now compute it with respect to the trajectory of the full set of agents, i.e.,  $y = x_{t+1:T}^{e,1:M}$ .

## 5. Experiments

To assess the capability of our model to learn sequential set data, we evaluate our method on 3 datasets: (a) a toy dataset to highlight that our model is able to capture discrete latent variables and express them as separate trajectories, (b) "nuScenes" (Caesar et al., 2020), a dataset recorded from a self-driving car, capturing other vehicles and the intersection geometry, and (c) "TrajNet" (Sadeghian et al., 2018), a





Figure 5. **Toy dataset results and influence of entropy loss coefficient.** The input trajectory (cyan, only shown in top row) is identical in all cases. The model that was trained without the entropy loss term (middle row) covers all modes but with high variance. The model trained with the entropy loss term (bottom row) is able to learn the modes with low variance and without overlap.

Model	Min ADE (5)	Min ADE (10)	Miss Rate Top-5 (2m)	Miss Rate Top-10 (2m)	Min FDE (1)	Off Road Rate
Noah_prediction	1.59	1.37	0.69	0.62	9.23	0.08
CXX	1.63	1.29	0.69	0.60	8.86	0.08
LISA(MHA_JAM)	1.81	1.24	0.59	0.46	8.57	0.07
Trajectron++	1.88	1.51	0.70	0.57	9.52	0.25
CoverNet	2.62	1.92	0.76	0.64	11.36	0.13
Physics Oracle	3.70	3.70	0.88	0.88	9.09	0.12
WIMP	1.84	<b>1.11</b>	<b>0.55</b>	<b>0.43</b>	<b>8.49</b>	0.04
AutoBot (Ours, K=10)	1.72	<b>1.11</b>	0.60	0.51	9.01	0.04
AutoBot (Ours, K=5)	<b>1.46</b>	1.46	0.70	0.70	9.00	<b>0.03</b>

Table 1. Quantitative Results on the nuScenes dataset. Other methods: LISA (Messaoud et al., 2020); Trajectron++ (Salzmann et al., 2020); CoverNet (Phan-Minh et al., 2020); Physics Oracle (Caesar et al., 2020); WIMP (Khandelwal et al., 2020)

benchmark for trajectory prediction, capturing pedestrians, bicycles, and skaters from an overhead drone.

### 5.1. MultiModal Toy Dataset

In order to examine AutoBot’s ability to represent multiple modes in sequential data, we generate a toy dataset of a particle having identical past trajectories but diverse futures, with different turning rates and speed, as shown in Figure 5 (top row). The goal of this experiment is to provide insights into what the entropy regularization term achieves. To model this toy dataset, we overparameterize the models by using  $K = 10$  modes. Theoretically, a model with six modes would suffice; however, due to learning dynamics, the model may not always optimize perfectly.

In the second row of Figure 5, we present AutoBot trained with  $\lambda_e = 0.0$ . As we can see, even without the entropy term the model can cover all modes, showing the strength of using latent variables. However, the short trajectory variants

are all represented using only one of the modes (2nd row, 3rd column). This is expressed by the growth of the uncertainty ellipses as the trajectory moves forward. This shows that AutoBot learns to increase the variance of the bivariate Gaussian distribution in order to cover variability.

The third row of Figure 5, we show the learned trajectories for AutoBot trained with  $\lambda_e = 3.0$ . As we can see, the entropy regularization penalizes the model if the uncertainty of bivariate Gaussians is too large. By pushing the variance of the output distribution to a low magnitude, we restrict the model such that the only way it can achieve high likelihood is to minimize the distance between the mean of the bivariate distributions and the ground-truth trajectories. We further explore the use of the entropy regularization terms in the next section, and show that it plays a crucial role in obtaining state-of-the-art results on the nuScenes dataset.

$\lambda_e$	Min ADE (5)	Min ADE (10)	Miss Rate Top-5 (2m)	Miss Rate Top-10 (2m)	Min FDE (1)	Off Road Rate
0	1.75	1.29	0.67	0.58	9.55	0.10
1	1.71	1.22	0.65	0.57	9.03	0.08
5	1.70	1.14	0.62	0.53	9.11	0.05
30	1.75	1.14	0.63	0.54	9.51	0.04
40	1.72	1.11	0.60	0.51	9.01	0.04

Table 2. We present a study on how AutoBot’s trained performance depends on including an entropy regularization term. We can see that with increased entropy, the models performance (particularly Min ADE 10 and Off Road Rate) improves up to a limit.

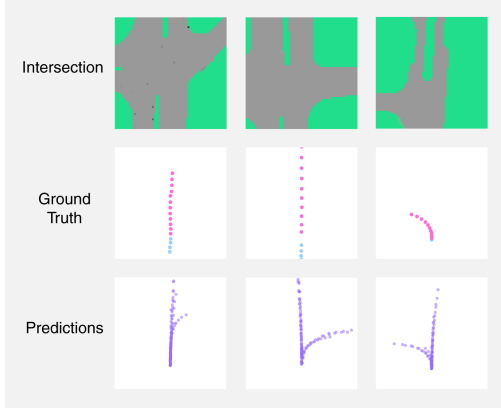


Figure 6. **NuScenes qualitative results** of AutoBot. Top row: birds-eye-view of road network. Middle row: ground-truth past (cyan) and future (pink) trajectories. Bottom row: diverse trajectories generated by the different modes of AutoBot. AutoBot generates trajectories that adhere to the road network and the different directions are each covered at different speeds.

## 5.2. NuScenes, A Real World Driving Dataset

In this section, we present AutoBot’s results on the nuScenes dataset. The goal of this benchmark dataset is to predict the ego-agent’s future trajectory (6 seconds at 2hz) given the past trajectory (up to 2 seconds at 2hz). Furthermore, we have access to all neighbouring agents; in our experiments, we limited the number of agents to the ten nearest neighbours at the final timestep in the input sequence. The benchmark also provides a birds-eye-view RGB image of the road network in the vicinity of the ego-agent. This allows the model to attend to the different possible roads.

We compare our quantitative results on this benchmark to other state-of-the-art models in the field in Table 1. **Min ADE (5)** and **(10)** are the average of pointwise L2 distances between the predicted trajectory and ground truth over 5 and 10 most likely predictions respectively. A prediction is classified as a *miss* if the maximum pointwise L2 distance between the prediction and ground truth is greater than 2 meters. **Miss Rate Top-5 (2m)** and **Top-10 (2m)** are the proportion of misses over all agents, where for each agent, 5 and 10 most likely predictions respectively are evaluated

to check if they’re misses. **Min FDE (1)** is the L2 distance between the final points of the prediction and ground truth of the most likely prediction averaged over all agents. **Off Road Rate** is the fraction of predicted trajectories that are not entirely contained in the drivable area of the map.

Considering those metrics we obtained the best overall Min ADE out of 5 predictions when we employ a model with only five modes ( $K=5$ ). In addition, we also excelled in maintaining predictions on the road, showing that the model has learned to correctly use the map information. When we employ a model with ten modes  $K = 10$ , we see that AutoBot achieves equal results with (Khandelwal et al., 2020) on the Min ADE (10) score. However, AutoBot struggles to predict the probability of the correct mode, which results in the model trained with  $K = 10$  to have poor performance of the Min ADE (5) and Min FDE (1).

### Qualitative Results

Figure 6 shows three example predictions produced by AutoBot trained with  $K = 10$ . We observe that AutoBot learns to produce trajectories that are in agreement with the road network and attempt to cover most of the possible futures directions. Furthermore, we note that for each direction, AutoBot learns to assign different modes to different speeds in order to cover the possibilities more effectively.

### Ablation Study

In Table 2, we show an ablation study to evaluate the importance of the entropy component on training the model for nuScenes. Again, we observe that for multi-modal predictions, enforcing low entropy on the predicted bivariate distributions has a great positive impact on the results, with an increased  $\lambda_e$  resulting in better performance. This was observed on all evaluated metrics with the exception of the min FDE, which was poor regardless of the model. Furthermore, we can see from 1 that, in general, all prior models have a difficulty obtaining strong performance on the min FDE (1) metric, with the best value having an overall error of 8.49 meters. This may be due to the difficulty of predicting the correct mode when one only has access to two seconds of the past sequence.

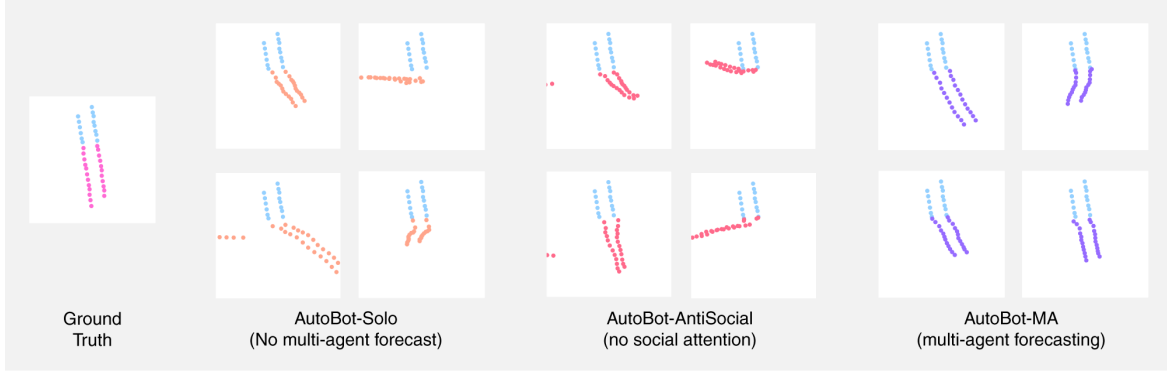


Figure 7. **TrajNet qualitative results.** Example scene with two agents moving together in the past (cyan) and future (pink, left). We compare qualitatively how different variations of AutoBot compare on predicting this social situation: AutoBot-Solo (equivalent to AutoBot) and AutoBot-AntiSocial result in some of the modes containing collisions, while AutoBot-MA, which has intra-set attention during the decoding phase, always results in scene-consistent generated trajectories.

### 5.3. Pedestrian Dataset

Model	Min ADE (5)	Number Of Collisions
AutoBot-AntiSocial	0.338	474
AutoBot-Solo	0.356	466
AutoBot-MA	0.343	<b>326</b>

Table 3. Ablation studies for a multi-agent forecasting scenario. We evaluate the impact of using the extra social data as a set and the actual multi-agent modelling on this context. We found that while non-social methods fit the data better (lower Min ADE), AutoBot-MA is able to cause fewer collisions between agents.

We further test our model on pedestrian trajectory prediction dataset TrajNet(Sadeghian et al., 2018). In this context, we are interested in examining the potential of using our modelling in a multi-agent scene forecast situations. In this setting, we are provided with the state of all agents for the past eight timesteps and are tasked with predicting the next 12 timesteps.

In Table 3, we present three variants of the model. The first, AutoBot-AntiSocial corresponds to a model without the Ego-Centric MHA function in Figure 2. The second item, AutoBot-Solo, corresponds to the ego-centric model presented in Section 4.1, which only sees the past social context and has no social attention in the trajectory generation process. The third item corresponds to AutoBot-MA, the model we proposed in Section 4.2, which performs social attention during the trajectory generation. All models were trained with  $K = 5$ .

We can see from the results that although all methods have a similar Min ADE (5) on the ego-agent’s future trajectory, using the social data with the multi agent modelling in the decoder greatly reduces the number of collisions between

predicted agent futures. We argue that producing a collision free prediction is more aligned with reality than an exact reproduction of the ground truth data. The ego-centric formulation makes the independence assumption that the scene’s future evolution can be decomposed as the product of the individual agents future motion in isolation, as remarked in (Casas et al., 2020). AutoBot-MA does not make this assumption as we condition between agents at every timestep.

### Qualitative Results

Figure 7 shows an example of multi-agent trajectory generation using the three different approaches for predicting the scene evolution. We present four of the five modes generated by the model for this example input scene. One can observe that the only model that generates scene-consistent predictions across all modes is AutoBot-MA. Interestingly, we can also observe that the different modes correspond to different directions of motion, highlighting the utility of using modes. In fact, the modes in AutoBot-MA condition the entire scene future evolution, producing alternative realistic realities.

## 6. Conclusion

In this paper, we propose the theoretical framework of Nested Set Transformers and implement these in AutoBot and AutoBot-MA to model the time-evolution of nested sets using discrete latent variables capturing the multimodal distribution over the future. AutoBot makes extensive use of the multi-head attention block to efficiently perform intra-set attention, to model the time-dependence between the input and output sequence and to predict the prior probability distribution over the latent modes. We show that AutoBot produces state-of-the-art results on the nuScenes benchmark for ego-centric motion forecasting in the domain



of autonomous vehicles. We demonstrate that AutoBot-MA can model diverse sequences of sets that adhere to social conventions. We show that since AutoBot-MA can attend to the hidden state of all agent during the generative process, it produces scene-consistent predictions on the TrajNet dataset when compared to ego-centric forecasting methods. In future work, we plan to extend this line of work to broader and interpretable scene-consistency. Further, we'd like to investigate the combination of a powerful sequence model like AutoBot-MA with a reinforcement learning algorithm to create a data-efficient model-based RL agent for a multi-agent setting.

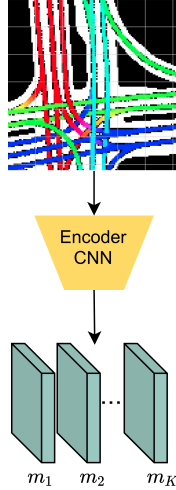
## 7. Acknowledgements

We thank NSERC, Algolux, Mila and the MEI as well as CIFAR for their support under the AI Chairs and Catalyst programs.

## References

- Alahi, A., Goel, K., Ramanathan, V., Robicquet, A., Fei-Fei, L., and Savarese, S. Social lstm: Human trajectory prediction in crowded spaces. In *Proceedings of the IEEE conference on computer vision and pattern recognition*, pp. 961–971, 2016.
- Ba, J. L., Kiros, J. R., and Hinton, G. E. Layer normalization. *arXiv preprint arXiv:1607.06450*, 2016.
- Bishop, C. M. *Pattern Recognition and Machine Learning*. 2006.
- Bowman, S. R., Vilnis, L., Vinyals, O., Dai, A. M., Jozefowicz, R., and Bengio, S. Generating sentences from a continuous space. *arXiv preprint arXiv:1511.06349*, 2015.
- Caesar, H., Bankiti, V., Lang, A., Vora, S., Liong, V. E., Xu, Q., Krishnan, A., Pan, Y., Baldan, G., and Beijbom, O. nuscenes: A multimodal dataset for autonomous driving. *2020 IEEE/CVF Conference on Computer Vision and Pattern Recognition (CVPR)*, pp. 11618–11628, 2020.
- Casas, S., Gulino, C., Suo, S., Luo, K., Liao, R., and Urtasun, R. Implicit latent variable model for scene-consistent motion forecasting. *arXiv preprint arXiv:2007.12036*, 2020.
- Cui, H., Radosavljevic, V., Chou, F.-C., Lin, T.-H., Nguyen, T., Huang, T.-K., Schneider, J., and Djuric, N. Multimodal trajectory predictions for autonomous driving using deep convolutional networks. In *2019 International Conference on Robotics and Automation (ICRA)*, pp. 2090–2096. IEEE, 2019.
- Gao, J., Sun, C., Zhao, H., Shen, Y., Anguelov, D., Li, C., and Schmid, C. Vectornet: Encoding hd maps and agent dynamics from vectorized representation. In *Proceedings of the IEEE/CVF Conference on Computer Vision and Pattern Recognition*, pp. 11525–11533, 2020.
- Hartford, J. S., Wright, J. R., and Leyton-Brown, K. Deep learning for predicting human strategic behavior. In *NIPS*, 2016.
- Khandelwal, S., Qi, W., Singh, J., Hartnett, A., and Ramanan, D. What-if motion prediction for autonomous driving, 2020.
- Lee, J., Lee, Y., Kim, J., Kosiosek, A., Choi, S., and Teh, Y. W. Set transformer: A framework for attention-based permutation-invariant neural networks. In *International Conference on Machine Learning*, pp. 3744–3753. PMLR, 2019.
- Li, L. L., Yang, B., Liang, M., Zeng, W., Ren, M., Segal, S., and Urtasun, R. End-to-end contextual perception and prediction with interaction transformer. *arXiv preprint arXiv:2008.05927*, 2020.
- Lin, Z., Winata, G. I., Xu, P., Liu, Z., and Fung, P. Variational transformers for diverse response generation. *arXiv preprint arXiv:2003.12738*, 2020.
- Messaoud, K., Deo, N., Trivedi, M. M., and Nashashibi, F. Multi-head attention with joint agent-map representation for trajectory prediction in autonomous driving. *arXiv*, pp. arXiv–2005, 2020.
- Oord, A. v. d., Dieleman, S., Zen, H., Simonyan, K., Vinyals, O., Graves, A., Kalchbrenner, N., Senior, A., and Kavukcuoglu, K. Wavenet: A generative model for raw audio. *arXiv preprint arXiv:1609.03499*, 2016.
- Phan-Minh, T., Grigore, E., Boulton, F., Beijbom, O., and Wolff, E. M. Covernet: Multimodal behavior prediction using trajectory sets. *2020 IEEE/CVF Conference on Computer Vision and Pattern Recognition (CVPR)*, pp. 14062–14071, 2020.
- Sadeghian, A., Kosaraju, V., Gupta, A., Savarese, S., and Alahi, A. Trajnet: Towards a benchmark for human trajectory prediction. *arXiv preprint*, 2018.
- Salzmann, T., Ivanovic, B., Chakravarty, P., and Pavone, M. Trajectron++: Multi-agent generative trajectory forecasting with heterogeneous data for control. *ArXiv*, abs/2001.03093, 2020.
- Su, H., Maji, S., Kalogerakis, E., and Learned-Miller, E. Multi-view convolutional neural networks for 3d shape recognition. In *Proceedings of the IEEE international conference on computer vision*, pp. 945–953, 2015.

- Sutskever, I., Vinyals, O., and Le, Q. V. Sequence to sequence learning with neural networks. *arXiv preprint arXiv:1409.3215*, 2014.
- Tang, C. and Salakhutdinov, R. R. Multiple futures prediction. In *Advances in Neural Information Processing Systems*, pp. 15424–15434, 2019.
- Vaswani, A., Shazeer, N., Parmar, N., Uszkoreit, J., Jones, L., Gomez, A. N., Kaiser, L., and Polosukhin, I. Attention is all you need. In *NIPS*, 2017.
- Vinyals, O., Kaiser, L., Koo, T., Petrov, S., Sutskever, I., and Hinton, G. Grammar as a foreign language. *arXiv preprint arXiv:1412.7449*, 2014.
- Wang, T. and Wan, X. T-cvae: Transformer-based conditioned variational autoencoder for story completion. In *IJCAI*, 2019.
- Yan, X., Yang, J., Sohn, K., and Lee, H. Attribute2image: Conditional image generation from visual attributes. In *European Conference on Computer Vision*, pp. 776–791. Springer, 2016.
- Zaheer, M., Kottur, S., Ravanbakhsh, S., Poczos, B., Salakhutdinov, R., and Smola, A. Deep sets. *arXiv preprint arXiv:1703.06114*, 2017.




**Figure 8. AutoBot Context Encoder.** Top: example of the birds-eye-view road network provided by the Nuscenes dataset. Our CNN encoder produces a volume which we partition equally into  $K$  modes. This allows each generated trajectory to be conditioned on a different representation of the input image.

## 8. Supplementary Material

### 8.1. Implementation Details

We implemented our model using the Pytorch open-source framework. Throughout our model components presented in Figures 2, 3 and 4, AutoBot only uses linear projection layers, feed-forward neural networks and MHA layers. All representations have a 128-dimensional hidden state. The MHAB encoder and decoder blocks in all parts of AutoBot use a dropout rate of 0.3. We use two stacked MHAB layers in the encoder and decoder portions of AutoBot,  $L = 2$ .

**Additional Context Encoding** In the NuScenes dataset, we are provided with a birds-eye-view  $63 \times 63$  RGB image of the road network, as shown in Figure 8. In the TrajNet dataset, we are also provided with a birds-eye-view of the scene, as shown in Figure 9. We process this additional context using a 4 layer convolutional neural network (CNN) which encodes the map information into a volume of size  $7 \times 7 \times (7 * K)$  where  $K$  is the number of modes. We apply a 2D dropout layer with a rate of 0.3 on this output volume before processing it further. As our model employs discrete latent variables, we found it helpful to divide this volume equally among all  $K$  modes, where each mode receives a flattened version of the  $7 \times 7 \times 7$  volume. As described in Section 4.1.2, this context is concatenated with the embedding of the mode’s one-hot encoding and the current hidden state during the sequence generation process. Intuitively, each generated trajectory is conditioned on a different representation of the context.




**Figure 9. TrajNet Map Example.** Example birds-eye-view map provided by the TrajNet benchmark. The footage was captured by a drone and pedestrians and bicycles are freely moving through the scene.


**Training** We train the model using the Adam optimizer with an initial learning rate of 0.00075. We anneal the learning rate every 10 epochs for the first 20 epochs by a factor of 2, followed by annealing it by a factor of 1.33 every 10 epochs for the next 30 epochs. Furthermore, we found it helpful to clip the gradients to a maximum magnitude of 0.5 to prevent overfitting to the training data. We use a batch size of 64 during training for both datasets. For the Nuscenes experiments, our model takes approximately 80 epochs to converge, which corresponds to approximately 3 hours of compute time on an Nvidia Geforce GTX 1080Ti GPU, using approximately 2Gb of VRAM. For the TrajNet dataset, our model takes approximately 100 epochs which corresponds to 2 hours of compute time on the same resources.

### 8.2. AutoBot-MA Additional Results

We refer the reader to Figures 10, 11, 12 and 13 below where we show some additional qualitative results of AutoBot’s variants compared to AutoBot-MA. These results should highlight the effectiveness of the nested set attention mechanism of our method.



**Figure 10. TrajNet qualitative results.** Example scene with multiple agents moving together. These trajectories are plotted over the birds-eye-view image of the scene where we zoom into interesting trajectories. We can see that only AutoBot-MA produces trajectories that are realistic in a group setting across all modes.



**Figure 11. TrajNet qualitative results.** Example scene with two agents moving separately in a road setting. We want to highlight this interesting scenario where some modes of AutoBot-Solo and AutoBot-AntiSocial results in trajectories that lead into the road, while AutoBot-MA seems to produces trajectories more in line with the ground-truth, and lead the agent to cross the road safely.

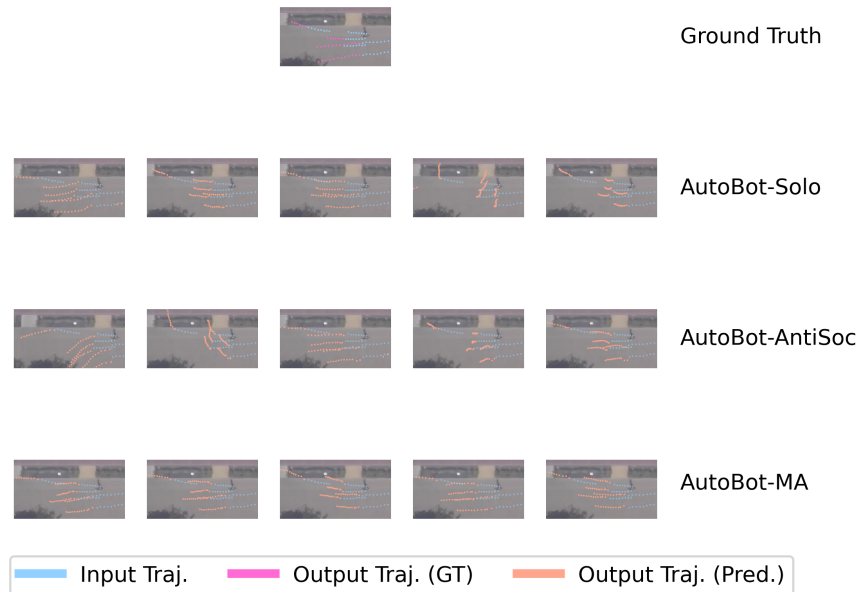


Figure 12. **TrajNet qualitative results.** Additional example scenes with multiple agents moving together. Again, we wish to highlight the advantage of modelling the scene jointly, which is evident by the results of AutoBot-MA.




Figure 13. **TrajNet qualitative results.** Example scenes with two agents moving together. Again, we see that AutoBot-MA produces trajectories consistent with the scene across all modes (e.g., not crashing into the bushes) and maintains the social distance between the walking agents.