
Rethinking Neural Operations for Diverse Tasks

Nicholas Roberts*
University of Wisconsin-Madison
nick11roberts@cs.wisc.edu

Mikhail Khodak*
Carnegie Mellon University
khodak@cmu.edu

Tri Dao
Stanford University
trid@stanford.edu

Liam Li
Hewlett Packard Enterprise
me@liamcli.com

Christopher Ré
Stanford University
chrismre@cs.stanford.edu

Ameet Talwalkar
Carnegie Mellon University & Hewlett Packard Enterprise
talwalkar@cmu.edu

Abstract

An important goal of AutoML is to automate-away the design of neural networks on new tasks in under-explored domains. Motivated by this goal, we study the problem of enabling users to discover the right neural operations given data from their specific domain. We introduce a search space of operations called XD-Operations that mimic the inductive bias of standard multi-channel convolutions while being much more expressive: we prove that it includes many named operations across multiple application areas. Starting with any standard backbone such as ResNet, we show how to transform it into a search space over XD-operations and how to traverse the space using a simple weight-sharing scheme. On a diverse set of tasks—solving PDEs, distance prediction for protein folding, and music modeling—our approach consistently yields models with lower error than baseline networks and often even lower error than expert-designed domain-specific approaches.

1 Introduction

Automated machine learning (AutoML) and neural architecture search (NAS) are often motivated by a vision of democratizing ML by reducing the need for expert design on a variety of tasks. While NAS has grown rapidly with developments such as weight-sharing [36] and “NAS-benches” [47, 49], most efforts focus on search spaces that glue together established primitives for well-studied tasks like vision and text [32, 24, 45, 26] or on issues such as latency [8, 13]. In this work, we revisit the broader vision of NAS and propose to move towards much more general search spaces while still exploiting successful network topologies. To do so we focus on expanding the set of operations, which is usually fairly small; for example, that of the well-studied DARTS space has eight elements: a few types of convolution and pooling layers [32]. The baseline approach for expanding this set—adding operations one-by-one—scales poorly and will not result in new operations when faced with new types of data.

Our core contribution is a re-imagining of NAS operation spaces that drastically expands this set in a principled fashion to include both standard operations as well as a wide range of new ones. To do so we exploit the fact that most standard operations used in modern NAS return linear transforms diagonalized by the discrete Fourier transform (DFT). Replacing the DFT matrices in the diagonal decomposition by a more expressive family of efficient linear transforms known as *Kaleidoscope* or

* denotes equal contribution.

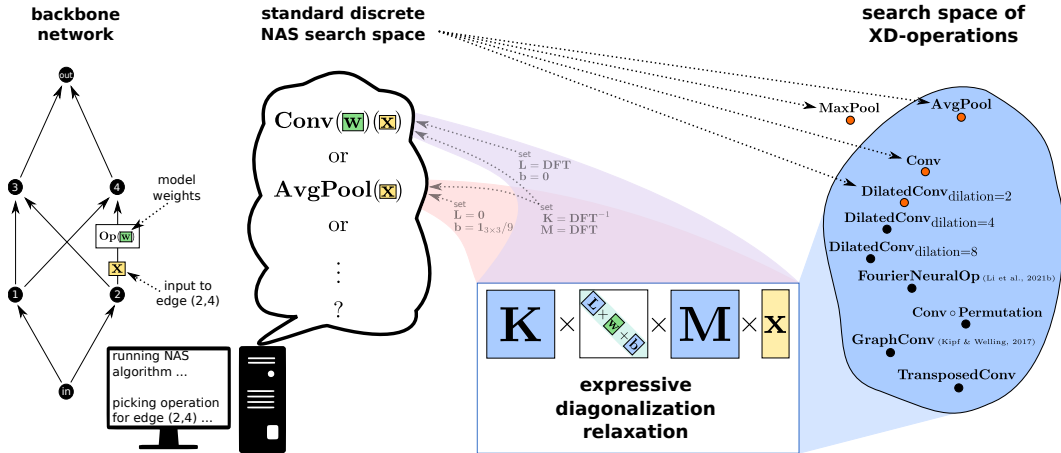


Figure 1: Diagram of our search space depicting a NAS method picking an operation for an edge in a backbone network (left). Instead of choosing from a discrete search space, we use a relaxation based on the convolution’s diagonalization by the discrete Fourier transform in which the DFTs are replaced by K -matrices [10] \mathbf{K} , \mathbf{L} , and \mathbf{M} (middle); these are the main architecture parameters of our new search space over Expressive Diagonalization (XD) operations. This space contains most operations considered in standard NAS and many other important operations in a variety of domains (right).

K -matrices [10] yields the set of **Expressive Diagonalization (XD) Operations**, which comprise a large search space containing various types of grid-based convolutions and pooling, permutations, transposed convolutions, certain kinds of graph convolutions, the Fourier Neural Operator (FNO) [30], and infinitely many more. This broad expressivity reflects the key insight of our work: that many of the most important neural operations in ML consist of multiple channels that apply weights \mathbf{w} to inputs \mathbf{x} by computing

$$\mathbf{K} \text{diag}(\mathbf{L}\mathbf{w})\mathbf{M}\mathbf{x} \quad (1)$$

where the matrices \mathbf{K} , \mathbf{L} , and \mathbf{M} are *efficient* (to represent and apply) and shared across channels.

We leverage XD-operations to take critical steps towards a broader NAS that enables the discovery of good design patterns with limited human specification from data in under-explored domains. To do so we develop a simple procedure which transforms any backbone convolutional neural network (CNN) into an architecture search space by replacing its operations with XD-operations. This space is then searched using a simple weight-sharing algorithm that needs only a small amount of tuning to find effective operations. As a simple first demonstration, we show that XD-operations yield models that are 15% more accurate than standard discrete search spaces on *permuted* CIFAR-10, highlighting the fragility of standard NAS operation spaces on new datasets, and thus the need for XD-operations.

As our main evaluation, we demonstrate the effectiveness of XD-operations in a series of applications showing that, starting from vanilla CNNs, they consistently outperform custom-designed operations.

- **Learning to solve partial differential equations (PDEs):** when substituted into a simple CNN backbone, XD-operations outperform convolutions and the dense prediction NAS method Auto-DeepLab [31], and even achieve lower error than custom-designed, state-of-the-art operations (FNOs [30]) across three problems with different dimensionalities (Burgers’ equation, Darcy Flow, and Navier-Stokes). Our method also maintains consistent performance across different resolutions, a major stated advantage of FNOs over previous methods.
- **Protein folding:** on the task of predicting residue distances in a polypeptide chain—a key component of the protein folding problem—we substitute XD-operations into vanilla ResNets and achieve lower error than cyclically-dilated ResNets adapted specifically for this setting [1]. Furthermore, our ResNet-34 XD outperforms the reported error of the much deeper Dilated ResNet-258.
- **Music modeling:** on two next-note prediction tasks, we show that substituting XD-operations into an undilated CNN outperforms temporal convolutional networks (TCNs)—exponentially-dilated 1d CNNs that themselves outperform standard convolutional and recurrent networks [5].

Code to reproduce these results is available here: <https://github.com/nick11roberts/XD>. Software to apply XD-operations can be found here: <https://github.com/mkhodak/relax>.

Related Work AutoML is a well-studied area, with most work focusing on fairly small hyperparameter spaces [7, 25] or on NAS [12]. Most NAS operation spaces only contain a few operations such as convolutions [32, 33, 49, 11], which may not be useful for domains where CNNs are ineffective. Applications of NAS outside vision largely follow the same pattern of combining human-designed operations [35, 43]. On the other extreme, AutoML-Zero [37] demonstrates the possibility of evolving all aspects of ML from scratch. We seek to establish a middle ground with large and domain-agnostic search spaces that still allow the use of well-tested methods, e.g. stochastic gradient descent (SGD).

Several papers have generalized the DFT to replace layers in deep nets [9, 3, 2, 10] in order to speed up or add structure to models while *reducing* expressivity. In contrast, we can replace *convolutions* and other layers while *increasing* expressivity by extending their diagonalization via K-matrices. As discussed in Section 2, using K-matrices for this directly is inefficient for input dimension > 1 .

2 The Expressive Diagonalization Relaxation

In this section we overview our main contribution: a large, general search space of neural operations. Formally, we view an architecture as a *parameterizable* object—a mapping from model weights to functions—described by a *labeled* directed acyclic graph (DAG) $\mathcal{G}(V, E)$. Each edge in E has the form (u, v, \mathbf{Op}) , where $u, v \in V$ are nodes and \mathbf{Op} is an operation that can be parameterized to define some transformation of the representation at node u ; node v aggregates the outputs of its incoming edges into a new representation. For example, the popular ResNet architecture [15] has many nodes with two incoming edges, one labeled by the convolution operation \mathbf{Conv} and one by the identity (skip-connect) \mathbf{Id} , whose outputs it sums and passes to outgoing edges with the same labels. Each architecture has a source node taking in input data and an output node returning a prediction.

Neural architecture search is the problem of automatically selecting an operation for each edge of \mathcal{G} to optimize an objective.¹ For each edge $e \in E$ a NAS algorithm must pick one element of a *search space* $\mathcal{S} = \{\mathbf{Op}_a \mid a \in \mathcal{A}\}$ of operations specified by architecture parameters $a \in \mathcal{A}$ to assign to e ; in past work, \mathcal{A} usually indexes a small set of operations. As an example, we will refer to a variant² $\mathcal{S}_{\text{discrete}}$ of the DARTS search space with parameters $\mathcal{A}_{\text{discrete}} = \{1, \dots, 8\}$ where each operation is one of \mathbf{Zero} , \mathbf{Id} , $\mathbf{MaxPool}_{3 \times 3}$, $\mathbf{AvgPool}_{3 \times 3}$, $\mathbf{Conv}_{3 \times 3 \text{ or } 5 \times 5}$, or $\mathbf{DilatedConv}_{3 \times 3, 2 \text{ or } 5 \times 5, 2}$ [32].

Our main contribution is a novel family of operations that comprise a search space containing almost all these operations, in addition to many others that have been found useful on different types of data. The starting point of our construction of these XD-operations is the simple observation that all the operations $\mathbf{Op} \in \mathcal{S}_{\text{discrete}}$ listed above except $\mathbf{MaxPool}_{3 \times 3}$ are *linear*, i.e. for any model weights \mathbf{w} there exists a matrix $\mathbf{A}_{\mathbf{w}}$ such that for all inputs \mathbf{x} we have $\mathbf{Op}(\mathbf{w})(\mathbf{x}) = \mathbf{A}_{\mathbf{w}}\mathbf{x}$. More specifically, all seven of them return convolutions: to see this note that \mathbf{Zero} , \mathbf{Id} , and $\mathbf{AvgPool}_{3 \times 3}$ each apply a convolution with filter $\mathbf{0}_{1 \times 1}$, $\mathbf{1}_{1 \times 1}$, and $\mathbf{1}_{3 \times 3}/9$, respectively. This means that most of the operations in the DARTS search space—which is representative of NAS operation spaces in computer vision—share the convolution’s diagonalization by the discrete Fourier transform (DFT). Formally, if $\mathbf{A}_{\mathbf{w}} \in \mathbb{R}^{n^2 \times n^2}$ is the matrix representing a 2d convolution with filter $\mathbf{w} \in \mathbb{R}^{\mathbf{k}}$ of kernel size $\mathbf{k} \in [n]^2$, then for any 2d input $\mathbf{x} \in \mathbb{R}^{n^2}$ we have

$$\mathbf{Conv}(\mathbf{w})(\mathbf{x}) = \mathbf{A}_{\mathbf{w}}\mathbf{x} = \mathbf{F}^{-1} \text{diag}(\mathbf{F}\mathbf{w}) \mathbf{F}\mathbf{x} \quad (2)$$

Here $[n] = \{1, \dots, n\}$, $\text{diag}(\mathbf{z})$ denotes the diagonal matrix with entries \mathbf{z} , $\mathbf{w} \in \mathbb{R}^{n^2}$ is an appropriate zero-padding of $\mathbf{w} \in \mathbb{R}^{\mathbf{k}}$, and $\mathbf{F} \in \mathbb{C}^{n^2 \times n^2}$ is the 2d DFT (a Kronecker product of two 1d DFTs).

This diagonalization explicates both the computational and representational efficiency of the DARTS operations, as the DFT and its inverse can be applied in time $\mathcal{O}(n \log n)$ and stored with $\mathcal{O}(n \log n)$ bits. It also suggests a natural way to dramatically expand the operation space while preserving these efficiencies: just replace matrices \mathbf{F} and \mathbf{F}^{-1} in (2) by any one of a general family of efficient matrices. Doing so yields the single-channel version of our *expressive diagonalization* (XD) operations:

$$\mathbf{XD}_{\alpha}^1(\mathbf{w})(\mathbf{x}) = \text{Real}(\mathbf{K} \text{diag}(\mathbf{L}\mathbf{w}) \mathbf{M}\mathbf{x}) \quad (3)$$

Here architecture parameter $\alpha = (\mathbf{K}, \mathbf{L}, \mathbf{M})$ sets the matrices replacing \mathbf{F} and \mathbf{F}^{-1} in Equation 2.

¹It is often defined as selecting both operations and a graph topology [50], but if the set of operations contains the zero-operation \mathbf{Zero} then the former subsumes the latter.

²For memory-efficiency, all convolutions in the original DARTS search space are separable [32].

The main remaining question is the family of efficient matrices to use, i.e. the domain of the architecture parameters \mathbf{K} , \mathbf{L} , and \mathbf{M} . For this we turn to the Kaleidoscope matrices, or *K-matrices* [10], which generalize \mathbf{F} and \mathbf{F}^{-1} to include all computationally efficient linear transforms with short description length, including important examples such as sparse matrices and permutations. To obtain this general family, K-matrices allow the DFT’s butterfly factors—matrices whose products yield its efficient implementation—to take on different values. While a detailed construction of K-matrices can be found in the original paper, we need only the following useful properties: they are as (asymptotically) efficient to apply as DFTs, are differentiable and can thus be updated using gradient-based methods, and can be composed (made “deeper”) to make more expressive K-matrices.

Specifying that \mathbf{K} , \mathbf{L} , and \mathbf{M} in Equation 3 are K-matrices largely completes our core contribution: a new search space \mathcal{S}_{XD} of XD-operations with K-matrix architecture parameters. We give a full multi-channel formalization in N dimensions, as well as an overview of its expressivity, in Section 3. First, we note some key aspects of this new search space:

- **Complexity:** $\text{XD}_\alpha^1(\mathbf{w})$ requires three K-matrices and $\mathcal{O}(1)$ filter weights to represent, i.e. description length $\mathcal{O}(n \log n)$; this is larger than a regular convolution (which has no architecture parameters) but is not quadratic in the input size like a linear layer. Applying XD_α^1 requires multiplication by three K-matrices, yielding a theoretical per-channel time complexity of $\mathcal{O}(n \log n)$, matching the efficiency of convolutions. However, as XD-operations strictly generalize convolutions they are more expensive to apply in-practice; we detail these costs both in the application sections and as appendix table, and we view improving upon them as an important future direction.
- **Initialization:** a crucial advantage of XD-operations is that we can initialize or *warm-start* search using operations with known constructions. In particular, since we can recover convolutions (2) by setting architecture parameters $\mathbf{K} = \mathbf{F}^{-1}$, $\mathbf{L} = \mathbf{F}$, and $\mathbf{M} = \mathbf{F}$ in Equation 3, we can always start search with any CNN backbone. We use this extensively in experiments.
- **K-matrices:** as they contain all efficient linear transforms, K-matrices can represent all functions returned by XD-operations, including convolutions. However, for input dimension and filter size > 1 the only known way is to apply K-matrices directly to flattened inputs $\mathbf{x} \in \mathbb{R}^{n^N}$, yielding much worse description length $\mathcal{O}(n^N \log n)$. In contrast, as detailed in Section 3, our diagonalization approach uses Kronecker products to apply DFTs to each dimension separately, yielding description length $\mathcal{O}(n \log n)$. It is thus the first (and in some sense, “right”) method to use such matrices to replace convolutions. Furthermore, diagonalization allows us to separate model weights \mathbf{w} from architecture parameters α , letting the former vary across channels while fixing the latter.

Finally, we address the fact that the architecture parameters of \mathcal{S}_{XD} are continuous, not discrete, contrasting with much of the NAS literature. This can be viewed as a natural extension of the weight-sharing paradigm [36], in which continuous relaxation enables updating architecture parameters with gradient methods. For example, many algorithms traverse the relaxed DARTS search space $\tilde{\mathcal{S}}_{\text{discrete}} = \left\{ \sum_{i=1}^8 \lambda_i \mathbf{Op}_i \mid \lambda_i \geq 0, \sum_{i=1}^8 \lambda_i = 1 \right\}$, defined via DARTS operations $\mathbf{Op}_i \in \mathcal{S}_{\text{discrete}}$ and architecture parameters λ_i in the 8-simplex; most search spaces then require discretizing after search via a rounding procedure that maps from the simplex to $\mathcal{A}_{\text{discrete}}$. Note that the fully continuous nature of XD-operations means that we will only evaluate the final network returned by search. In particular, while some weight-sharing papers also report the correlation between true architecture performance and that indicated by the shared weights [46], there is no obvious way to define a ranking or sampling distribution over XD-operations in order to do so. This also means that our final architecture will not be more efficient than the supernet, unlike other weight-sharing methods that do discretize.

3 XD-Operations and Their Expressivity

Here we formalize XD-operations and show what operations they include. We first define operations:

Definition 3.1. A **parameterizable operation** is a mapping $\text{Op} : \mathcal{W} \mapsto \mathcal{F}$ from parameter space \mathcal{W} to a space $\mathcal{F} = \{\text{Op}(\mathbf{w}) : \mathcal{X} \mapsto \mathcal{Y} \mid \mathbf{w} \in \mathcal{W}\}$ of **parameterized functions** from input space \mathcal{X} to output space \mathcal{Y} . A **search space** is a set of operations with the same \mathcal{W} , \mathcal{X} , and \mathcal{Y} .

For example, if $\mathcal{X} = \mathcal{Y} = \mathbb{R}^n$ and $\mathcal{W} = \mathbb{R}^{n \times n}$ then each $\mathbf{W} \in \mathcal{W}$ defines a parameterized linear layer that for each $\mathbf{x} \in \mathcal{X}$ returns $\text{Lin}(\mathbf{W})(\mathbf{x}) = \mathbf{W}\mathbf{x}$. Here Lin is the parameterizable operation and for each \mathbf{W} the linear map $\text{Lin}(\mathbf{W})$ is the parameterized function.

From Definition 3.1, we say a search space can *express* a specific operation if it contains it. Crucially, the ability of a parameterizable operation Op_1 to express a parameterized function $\text{Op}_2(\mathbf{w})$ output from another operation Op_2 given the right set of weights \mathbf{w} does *not* imply that a search space containing Op_1 can express Op_2 . For example, $\text{Lin}(\mathbf{I}_n) = \text{Id}(\mathbf{W}) \forall \mathbf{W} \in \mathbb{R}^{n \times n}$ but $\text{Lin}(\mathbf{W}) \neq \text{Id}(\mathbf{W}) \forall \mathbf{W} \neq \mathbf{I}_n$, so a search space containing the linear operation Lin cannot express the skip-connection Id , despite the fact that Lin can be parameterized to compute the identity.

Formalizing Multi-Channel XD-Operations Recall the single-channel XD-operation XD_α^1 in Equation 3 specified by three-matrix architecture parameter $\alpha = (\mathbf{K}, \mathbf{L}, \mathbf{M})$. For input dimension $N \geq 1$, every matrix $\mathbf{B} \in \alpha$ is a Kronecker product of N K -matrices of depth $\mathbf{d} \in \mathbb{Z}_+^3$, i.e. $\mathbf{B} = \bigotimes_{i=1}^N \mathbf{B}_i$ for K -matrices $\mathbf{B}_i \in \mathbb{C}^{n \times n}$ of depth $\mathbf{d}_{[1]}$, $\mathbf{d}_{[2]}$, or $\mathbf{d}_{[3]}$ for $\mathbf{B} = \mathbf{K}$, \mathbf{L} , or \mathbf{M} , respectively.³ Roughly speaking, XD_α^1 can return any linear operation that is diagonalized by K -matrices and is thus efficient to compute and represent, e.g. any convolution (recall we recover the diagonalization of $\text{Conv}(\mathbf{w})$ in Equation 2 by setting \mathbf{K} , \mathbf{L} , and \mathbf{M} appropriately in Equation 3). However, XD_α^1 cannot represent efficient *parameter-free* operations such as skip-connections and average-pooling, both common in NAS. In particular, the only way to always ignore the model weights \mathbf{w} is to set one of the K -matrices to zero, producing the zero-operation. We avoid this by adding a bias $\mathbf{b} \in \mathbb{C}^{n^N}$ as an architecture parameter, yielding the *biased* single-channel XD-operation:⁴

$$\text{XD}_{\alpha, \mathbf{b}}^1(\mathbf{w})(\mathbf{x}) = \text{Real}(\mathbf{K} \text{diag}(\mathbf{L}\mathbf{w} + \mathbf{b})\mathbf{M}\mathbf{x}) \quad (4)$$

This lets us define skip-connections (set $\mathbf{K} = \mathbf{M} = \mathbf{I}_{n^N}$, $\mathbf{L} = \mathbf{0}_{n^N \times n^N}$, and $\mathbf{b} = \mathbf{1}_{n^N}$) and average-pooling (set $\mathbf{K} = \mathbf{F}^{-1}$, $\mathbf{L} = \mathbf{0}_{n^N \times n^N}$, $\mathbf{M} = \mathbf{F}$, and \mathbf{b} to be \mathbf{F} multiplied by a pooling filter).

Lastly, we use $\text{XD}_{\alpha, \mathbf{b}}^1$ to construct multi-channel “layers” that pass multiple input features through multiple channels and re-combine them as multiple output features. This follows the primary way of using convolutions in deep nets. The key insight here is that we will share the same parameterizable operation (specified by α and \mathbf{b}) across all channels, just as in convolutional layers.

Definition 3.2. Let $a = (\alpha, \mathbf{b}, \mathbf{C})$ be an architecture parameter containing a triple $\alpha = (\mathbf{K}, \mathbf{L}, \mathbf{M})$ of Kronecker products of N K -matrices with depths $\mathbf{d} \in \mathbb{Z}_+^3$, a bias $\mathbf{b} \in \mathbb{C}^{n^N}$, and channel gates $\mathbf{C} \in \mathbb{C}^{c \times c}$.⁵ Using “ \bigoplus ” to denote concatenation, the **XD-operation** XD_a of depth \mathbf{d} specified by a is a parameterizable operation on parameter space $\mathcal{W} = \mathbb{R}^{c \times c \times k}$ consisting of c^2 filters of size $\mathbf{k} \in [n]^N$ that outputs parameterized functions on $\mathcal{X} = \mathbb{R}^{c \times m^N}$ for $m \leq n$ mapping every $\mathbf{x} \in \mathcal{X}$ to

$$\text{XD}_a(\mathbf{w})(\mathbf{x}) = \bigoplus_{i=1}^c \sum_{j=1}^c \mathbf{C}_{[i,j]} \text{XD}_{\alpha, \mathbf{b}}^1(\mathbf{w}_{[i,j]})(\mathbf{x}_{[j]}) \quad (5)$$

The last architecture parameter \mathbf{C} allows interpolation between all-to-all layers ($\mathbf{C} = \mathbf{1}_{c \times c}$), e.g. multi-channel convolutions, and layers where each channel is connected to one other channel ($\mathbf{C} = \mathbf{I}_c$), e.g. skip-connections and average-pooling. We note that we use \mathcal{S}_{XD} to describe the set of operations covered by Definition 3.2 and conclude our construction by discussing two properties:

- **Kernel size:** the weight-space available to an XD-operation is $\mathbb{R}^{c \times c \times n^N}$; however, since we will initialize search with existing CNNs, we will zero-pad to have the same weight-space $\mathbb{R}^{c \times c \times k^N}$ as the convolutions with filter size $k \leq n$ that they replace. This preserves the weight count but also means that if the backbone has 3×3 filters our search space will *not* contain 5×5 convolutions. Experimentally, we find that relaxing the constraint to allow this does not significantly affect results on image tasks, so we do not do so in subsequent applications to avoid increasing the weight count.
- **Depth:** an XD-operation’s depth is a triple describing the depths of its K -matrices \mathbf{K} , \mathbf{L} , and \mathbf{M} . Increasing it trades off efficiency for expressivity; for example, in the next section we describe operations that we can show are contained in \mathcal{S}_{XD} if \mathbf{L} or \mathbf{M} have depth > 1 . By default we will set the depth to be the minimum needed to initialize search with the backbone operation.

³A depth- d K -matrix is a product of d depth-1 K -matrices.

⁴Zero-padding \mathbf{x} as well lets the input to be smaller than the output if needed, e.g. for transposed convolutions.

⁵For simplicity we formalize the case where all N dimensions have the same input size and there is an identical number c of input and output channels; both are straightforward to extend.

Expressivity of XD-Operations For many papers that replace deep net layers with efficient linear transforms [34, 10], the question of expressivity comes down to the transform capacity. For example, layers with a K-matrix in every channel can represent a different transform in each, thus allowing the output to be any combination of efficient linear operations. Our case is less straightforward since we care about expressivity of the search space, not of parameterized functions, and our approach is less-expressive *by design* as all channels share K-matrices \mathbf{K} , \mathbf{L} , and \mathbf{M} . The latter can be thought of as a useful inductive bias on NAS: the set of XD-operations is still much broader than the set of convolutions, but the way in which model weights are applied is the same across all channels.

Expressivity results are a way to see if this bias is useful or constraining. Here we summarize some important operations that are 1d XD-operations; proofs can be found in the appendix and are straightforward to extend to multi-dimensional inputs. Formally, there exists $\mathbf{d} \in \mathbb{Z}_+^3$ such that the set of XD-operations of depth \mathbf{d} over weights $\mathcal{W} = \mathbb{R}^{c \times c \times k}$ and inputs $\mathcal{X} = \mathbb{R}^m$ for $m \leq n$ contains

1. convolutions with filter size $\leq k$, dilation $\leq \lfloor \frac{n-1}{k-1} \rfloor$, stride $\leq n-1$, and arbitrary channel groups.
2. parameter-free operations **Id**, **Zero**, and **AvgPool_s** for any kernel size $s \leq n$.
3. composing 1 or 2 with multiplication of all input or output channels by a bounded-depth K-matrix.

Note this does not account for *all* important XD-operations, e.g. we show in the appendix that they also express Fourier Neural Operators [30] with $\leq \lfloor k/2 \rfloor$ modes and any transposed convolutions whose stride equals the dilated kernel size.⁶ Still, the first two items account for non-separable variants of most operations considered in past NAS work in computer vision, excluding the nonlinear **MaxPool** [47, 11]. Note depthwise-separable convolutions *are* contained in the set of compositions of XD-operations. The third item implies that XD-operations can express the basic and diffusion graph convolutions over fixed graphs [21, 27]: both are point-wise convolutions composed with sparse multiplication by a modified adjacency matrix, which K-matrices can represent efficiently.

As a concrete example, consider dilated convolutions, which for $k > 1$ and dilation factor $d \geq 1$ apply filters of effective size $(k-1)d+1$ with nonzero entries separated by $d-1$ zeros. One could hope to express the application of **DilatedConv_{k,d}** to an input $\mathbf{x} \in \mathbb{R}^n$ in the single-channel setting as $\mathbf{F}^{-1} \text{diag}(\mathbf{F} \text{diag}(\mathbf{p}_{k,d}) \mathbf{w}) \mathbf{F} \mathbf{x}$, where $\mathbf{p}_{k,d} \in \{0, 1\}^n$ zeroes out appropriate entries of \mathbf{w} , but this requires filter size $(k-1)d+1 > k$, increasing the number of weights. Instead, we can use a permutation $\mathbf{P}_{k,d} \in \{0, 1\}^{n \times n}$ before the DFT to place the k entries of \mathbf{w} into dilated positions:

$$\text{DilatedConv}_{k,d}(\mathbf{w})(\mathbf{x}) = \mathbf{F}^{-1} \text{diag}(\mathbf{F} \mathbf{P}_{k,d} \mathbf{w}) \mathbf{F} \mathbf{x} \quad (6)$$

As permutations are depth-2 K-matrices [10], we can express **DilatedConv_{k,d}** with an XD-operation of depth $(1, 3, 1)$, with $\mathbf{K} = \mathbf{F}^{-1}$, $\mathbf{L} = \mathbf{F} \mathbf{P}_{k,d}$, and $\mathbf{M} = \mathbf{F}$.

4 Finding and Evaluating XD-Operations

This section outlines a simple procedure that we use to evaluate XD-operations. Recall that NAS methods specify architectures by assigning operations to each edge (u, v, \mathbf{Op}) of a computational graph. We aim to simultaneously find good operations and model weights, a goal distinct from the classic *two-stage* NAS formulation, which finds assignments in an initial search phase before training the resulting architecture from scratch [47]. However, the use of weight-sharing [36] extends NAS to *one-shot* objectives where weights and architectures are jointly optimized. Under weight-sharing, architecture parameters become weights in a larger “supernet,” extending the hypothesis class [26].

To assess XD-operations directly we assume the user provides a starter network with existing edge labels $\mathbf{Op}_{u,v}$ as a backbone. We transform this into a weight-sharing supernet by reparameterizing each operation $\mathbf{Op}_{u,v}$ as an XD-operation $\mathbf{XD}_{a_{u,v}}$ with architecture parameter $a_{u,v}$. Then we simultaneously train both $a_{u,v}$ and the model weights $\mathbf{w}_{u,v}$ associated with each edge as follows:

- **Architecture parameters** $a_{u,v}$ are initialized using the original operation used by the CNN backbone by setting $\mathbf{Op}_{u,v} = \mathbf{XD}_{a_{u,v}}$; $a_{u,v}$ is then updated via SGD or Adam [20]. We tune step-size, momentum, and the number of “warmup” epochs: initial epochs during which only model weights $\mathbf{w}_{u,v}$ are updated. This can be viewed as a specialized step-size schedule.
- **Model weights** $\mathbf{w}_{u,v}$ are initialized and updated using the routine provided with the backbone.

⁶This restriction still includes transposed convolutions used in well-known architectures such as U-Net [38].

Table 1: Search space comparison on CIFAR-10. Validation accuracies are averages of three trials. While we use small CNNs for exploration, XD-operations can also be used with high-performance backbones to obtain $> 95\%$ accuracy (c.f. the appendix).

Backbone search space	CIFAR-10	Permuted CIFAR-10*	Cost (hours [†])
LeNet	75.5 ± 0.1	43.7 ± 0.5	0.3
$\tilde{\mathcal{S}}_{\text{discrete}}$	75.6 ± 3.4	47.7 ± 1.0	1.0
\mathcal{S}_{XD}	77.7 ± 0.7	63.0 ± 1.0	0.9
ResNet-20	91.7 ± 0.2	58.6 ± 0.7	0.6
$\tilde{\mathcal{S}}_{\text{discrete}}$	92.7 ± 0.2	58.0 ± 1.0	5.3
\mathcal{S}_{XD}	92.4 ± 0.2	73.5 ± 1.6	5.6

* No data augmentation used in the permuted case.

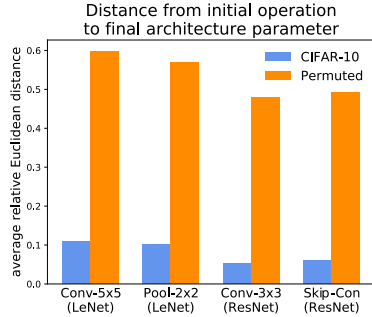


Figure 2: On permuted images, where convolutions are not the “right” operation, we find XD-operations that are farther away from the operations of the initial CNN backbone.

This approach allows us to use established topologies and optimizers while searching for new operations, thus aligning with the goal for Sections 5, 6, and 7: to improve upon the CNN backbones that practitioners often use as a first attempt. As a simple example, we start by applying the procedure to image classification. Since this is not the main objective of our work, we treat it as a warmup and consider two datasets: CIFAR-10 and a variant where the images’ rows and columns are permuted. On CIFAR-10 we do *not* expect to see much improvement from XD-operations over the CNN backbone used to initialize search, as convolutions are already the “right” operation for images. On the other hand, the “right” operation on permuted data, at least in layer one, is an inverse permutation followed by convolution; as this is an XD-operation⁷, here we do hope to see improvement.

Using LeNet [23] and ResNet-20 [15] as backbones, we compare applying our algorithm to XD-operations with two baselines: (1) using just the backbone CNN and (2) applying a similar method to the relaxed set $\tilde{\mathcal{S}}_{\text{discrete}}$ of DARTS operations from Section 2. To optimize over $\tilde{\mathcal{S}}_{\text{discrete}}$ we take an approach similar to DARTS: parameterize the simplex using a softmax and apply Adam. We experiment with both a uniform initialization and one biased towards the backbone’s operation. While both \mathcal{S}_{XD} and $\mathcal{S}_{\text{discrete}}$ contain LeNet’s **Conv**_{5×5} and ResNet’s **Conv**_{3×3} and **Id**, for LeNet’s **MaxPool**_{3×3} layer we initialize with the closest operation. For direct comparison, both search spaces employ weights with maximum filter size 5×5 and for both we evaluate the shared weights rather than retraining, which we find hurts $\tilde{\mathcal{S}}_{\text{discrete}}$. We set the XD-operations’ depth to $\mathbf{d} = \mathbf{3}_3$ to express the dilated convolutions in $\mathcal{S}_{\text{discrete}}$ and convolutions composed with permutations.

In Table 1, we see that while both the relaxed discrete NAS operations and XD-operations perform comparably on regular images, XD-operations achieve around 15% better accuracy with both backbones when the images are permuted.⁸ Note that even networks obtained by running state-of-the-art NAS procedures such as GAEA PC-DARTS [26] and DenseNAS [13] on permuted CIFAR-10 achieve only 66.3% and 61.6% accuracy, respectively, despite using millions more parameters than ResNet-20. While it is not straightforward to understand the recovered XD-operations that perform so well, we can use the relative Euclidean distance of their architecture parameters from initialization as a proxy for novelty; in Figure 2 we see that on regular images our procedure finds operations that are quite similar to convolutions, but on permuted data they are much further away. These results show that to enable NAS on diverse data, we will need a search space that contains truly novel operations, not just combinations of existing ones. In the remainder of the paper, we study more diverse and realistic tasks that show further evidence that \mathcal{S}_{XD} is a strong candidate for this.

⁷Recall \mathcal{S}_{XD} includes compositions of convolutions with multiplication by a K-matrix, e.g. a permutation.

⁸Full accuracy can be recovered via an auxiliary loss encouraging permutation-like K-matrices [10].

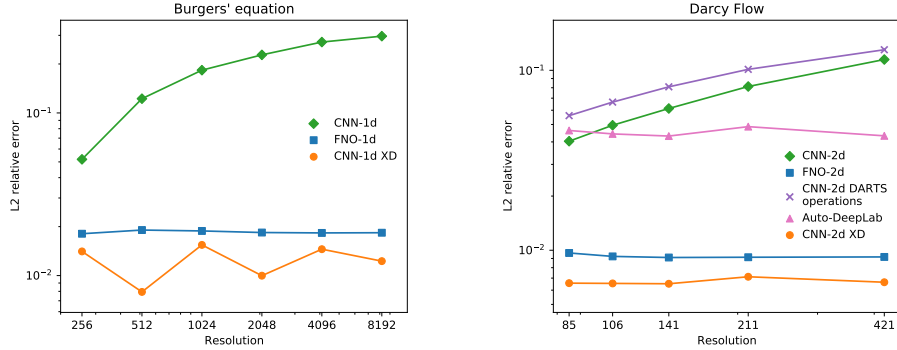


Figure 3: Relative error on Burgers' equation (left) and Darcy Flow (right) across different resolutions.

5 Application: Learning to Solve Partial Differential Equations

As our first non-vision application, we consider the task of solving PDEs, an important application area of ML in the natural sciences [28, 29, 41]. In our setup, data generated by classical PDE solvers is used to learn functions from some initial condition or setting to the corresponding PDE solution, with the goal of replacing the solver by a deep net forward pass; the latter can be orders of magnitude faster. A recent state-of-the-art approach for this introduces Fourier Neural Operators [30], operations that significantly improve upon previous neural approaches across three different PDE settings. To evaluate the ability of XD-operations to compete with such custom-designed operations starting from simple CNN backbones, we will investigate the same three PDEs that they study: Burgers' equation, Darcy Flow, and the 2d Navier-Stokes equations, which involve 1d, 2d, and 3d data, respectively. The first two are studied across multiple resolutions, while the last one is studied at different viscosities.

As before, we start with a simple CNN backbone—the type a scientist might use in a first attempt at a solution—and replace all convolutions by XD-operations. We initially hope to do better than this backbone, but ambitiously also hope to compete with the custom-designed FNO. The specific CNN we use is simply the FNO architecture of the appropriate dimension N but with all N -dimensional FNOs replaced by N -dimensional convolutions; this performs similarly to their CNN baselines [30]. In all cases we compare mainly to the CNN backbone and our reproduction of the FNO results, as the latter exceeds all other neural methods; a complete results table is provided in the appendix. Our reproduction of FNO is slightly worse than their reported numbers for Burgers' equation and slightly better in the other two settings. Note that on the Navier-Stokes equations we only compare to the 3d FNO on the two settings in which we were able to reproduce their approach; moreover, we do *not* compare to their use of a 2d FNO plus a recurrent net in time, but in-principle XD-operations can also be substituted there. In the 2d Darcy Flow case we also include comparisons to DARTS operations in the simple CNN backbone, as in Section 4, and to Auto-DeepLab (AutoDL) [31], a well-known NAS method for dense prediction. For evaluating XD-operations we again follow the procedure in Section 4, in which we tune only the architecture optimizer; notably, we do this only at the lowest resolutions. At all dimensions we use XD-operations of depth $d = 1_3$; in addition, in dimensions $N > 1$ we fix the architecture biases \mathbf{b} and channel gates \mathbf{C} to $\mathbf{0}$ and $\mathbf{1}$, respectively, to conserve memory at higher resolutions. At lower ones we find that the performance difference is negligible.

We report our results for the Burger's equation and Darcy Flow in Figure 3; for 2d Navier-Stokes the results are in Table 2. In all cases we dramatically outperform the CNN backbone used to initialize XD-operations; furthermore, we also achieve better error than FNO, despite it being custom-made for this problem. In particular, we find that XD-operations have higher *training error* but generalize better (c.f. the appendix). Figure 3 also shows that XD-operations perform consistently well across resolutions, a major advantage of FNOs over previous methods, whose performance was tightly coupled to the discretization [30]. Notably, CNN performance worsens with higher resolution, unlike that of XD and FNO. Finally, we also substantially outperform DARTS operations and AutoDL in 2d, although the latter is at least consistent across resolutions. These results provide strong evidence that XD-operations are a useful search space for discovering neural operations, even in domains where the convolutions used to initialize them perform much worse than state-of-the-art. Note that these results do come at a cost of slower training and inference: XD-operations are roughly an order of magnitude slower than FNOs, despite having fewer parameters in 2d and 3d. This still yields solvers one-to-two orders of magnitude faster than classical solvers, maintaining usefulness for the problem.

Table 2: Relative test error on the 2d Navier-Stokes equations at different settings of the viscosity ν and time steps T . Best results in each setting are **bolded**.

	$\nu = 10^{-4}, T = 30$	$\nu = 10^{-5}, T = 20$
CNN-3d (our baseline)	0.325	0.278
FNO-3d (reproduced)	0.182	0.177
CNN-3d XD (ours)	0.172	0.168

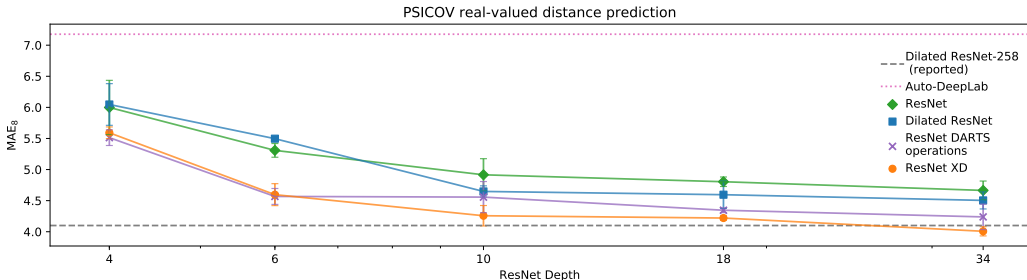


Figure 4: ResNet XD outperforms both baseline and dilated ResNets on PSICOV. At the highest depth we test we also outperform the reported MAE_8 of the much deeper Dilated ResNet-258 [1].

6 Application: Real-Valued Distance Prediction for Protein Folding

As a second scientific application, we consider the task of inferring the 3d “folded” structure of a polypeptide chain, which yields important insights into the function of the resulting protein [18]. This problem is a high-priority challenge in biology and has recently seen significant ML-driven advances from deep learning methods such as AlphaFold [40, 19] and PDNET [1]. These typically involve training a network to predict pairwise physical distances between residues in the chain. We work with the PDNET benchmark, which consists of a training set of 3,356 proteins, a validation set of 100 of proteins, and the PSICOV [18] test set of 150 proteins. PDNET is designed to be more accessible than datasets used by large-scale methods such as AlphaFold, which are not always publicly available and/or require massive compute [40, 19]. We follow the PDNET training procedure [1] and evaluate test set performance using their MAE_8 metric for assessing long-range distances.

As before we start with simple CNN backbones—in this case ResNets. We choose this to compare most directly to the custom-designed architecture used by PDNET, consisting of a Dilated ResNet characterized by its use of a cyclically increasing dilation rate across ResNet blocks [1]. At a sufficient depth, the Dilated ResNet is shown to outperform a standard pre-activation ResNet adapted to this task [1]. Our goal will be to see whether we can start with the vanilla ResNet and use XD to outperform both it and the specialized Dilated ResNet. We also aim to outperform the DARTS operations baseline from the previous two sections as well as the AutoDL NAS approach for dense prediction. We use XD-operations of depth $d = 1_3$ and fix the architecture biases and channel gates as before to conserve memory. We evaluate architectures of different depths—4, 6, 10, 18, and 34—by varying the number of ResNet blocks used in the backbone architecture and baseline.

We report the results as averages across three trials for each depth in Figure 4. Notably, while Dilated ResNet slightly outperforms ResNet, ResNet XD outperforms both dilated and standard ResNets at all depths. This provides further evidence that XD-operations can outperform specialized operations for diverse domains, even when initialized naively as standard convolutions. XD also outperforms AutoDL, which does poorly, and DARTS operations, except at the two smaller depths where performance is similar. Moreover, our ResNet-34 XD’s MAE_8 of 4.0 also improves upon PDNET’s reported MAE_8 of 4.1 attained by the much deeper Dilated ResNet-258 [1]; however, in our reproduction Dilated ResNet-258 achieved an MAE_8 of 3.5. Given the trend in Figure 4, where XD-operations consistently improve the backbone architecture of the same depth, we conjecture that ResNet-258 XD could further improve upon this result. We leave scaling XD-operations to such deeper networks to future work.

Table 3: XD-operations compared to recent results in music modeling. We report average loss across three trials. The best result on each task is **bolded**.

Method (source)	JSB Chorales	Nottingham
Best recurrent [5]	8.43	3.29
TCN [5]	8.10	3.07
Transformer [44]	-	3.34
R-Transformer [44]	-	2.37
Undilated TCN (our baseline)	8.16 ± 0.04	3.23 ± 0.02
TCN (reproduced)	8.17 ± 0.01	2.97 ± 0.01
Undilated TCN XD (ours)	8.07 ± 0.01	2.84 ± 0.02

7 Application: Music Modeling

Our final application is to music modeling, i.e. learning to predict the next note from sheet music [4]. The dominant approaches for such tasks are recurrent nets [16] and Transformers [42], but recent work has shown that specially-designed convolutional models can also be made competitive at similar model sizes [5, 6]. We will consider the temporal convolutional network (TCN) [5], which improves upon a regular CNN by having the dilation factor grow exponentially across layers. The tasks we study are on the JSB Chorales and Nottingham corpora, used in the original evaluation of TCNs [5]. As the baseline we take the TCN and set all dilation factors to one (undilated); our goal will be to start with this undilated network and match or outperform the custom dilation design of the TCN.

The results presented in Table 3 show that we achieve this goal, as we outperform both the undilated baseline and the TCN on both tasks. While the simple undilated backbone that we initialize with turns out to already match the TCN on JSB Chorales, on Nottingham our approach demonstrates that XD-operations can be used to outperform hand-designed architectures starting from vanilla CNNs.⁹ Where possible we also compare to other known results; XD-operations outperforms all of these except the R-Transformer [44], a model combining recurrent nets and self-attention, on Nottingham.

Together with our results on PDEs and proteins, our study of music modeling provides further evidence that XD-operations can effectively find good operations using standard backbones on diverse tasks. One notable difficulty here is causality enforcement: making sure the input data does not contain the target when predicting the next entry. While TCNs can efficiently do so via temporal shifts, we do it in a brute-force manner by treating sequences of length n as $n - 1$ data-points with masked targets. This is expensive and thus limits our evaluation to small music tasks. A fruitful direction for future work is thus to examine whether it is possible to directly enforce causality in XD-operations, e.g. by forcing architecture parameters \mathbf{K} and \mathbf{M} to be lower triangular; since a product of lower triangular matrices is again lower triangular, the entire operation is then a multiplication of the input sequence by a lower triangular matrix, which suffices to prevent causality violations.

8 Conclusion

This work aims to transition NAS from combining existing operations designed for vision and text to finding novel and effective operations in many domains. To do so we introduced a new search space of XD-operations and demonstrated its effectiveness on diverse tasks. Combining XD-operations with standard topology-search NAS, warm-starting search from non-standard operations such as graph convolutions and FNOs,¹⁰ improving the computational limitations described earlier, and constructing spaces containing missing operations such as BatchNorm [17] and self-attention [42] are all promising future directions. Finally, note that our goal—lowering the barrier for applying ML—necessarily comes with the possibility of misuse. Mitigating this involves developing tools for application-specific concerns, e.g. privacy and fairness, that go beyond the error metrics we target.

⁹In the appendix we report similar improvements on two other tasks on which TCNs were evaluated—permuted MNIST and Penn TreeBank—that we do not discuss in detail as our focus is on under-explored tasks.

¹⁰In this direction, we found that initializing XD with FNO did *worse* than initializing with convolutions on Burgers’ equation and Darcy Flow, a surprising result given how much better FNO is than the baseline CNN. Similarly, initializing XD with convolutions dilated as in the original TCN did not lead to significant improvement, except in one setting, over undilated initialization. See the appendix for more details and results.

Acknowledgments

We thank Maria-Florina Balcan, Jeremy Cohen, and Tian Li for helpful advice on early versions of this paper and anonymous reviewers for suggested improvements. This work was supported in part by DARPA under cooperative agreements FA875017C0141 and HR0011202000, NSF grants CCF-1535967, CCF-1910321, IIS-1618714, IIS-1705121, IIS-1838017, IIS-1901403, and IIS-2046613, a Microsoft Research Faculty Fellowship, a Bloomberg Data Science research grant, an Amazon Research Award, an AWS Machine Learning Research Award, a Facebook Faculty Research Award, funding from Booz Allen Hamilton Inc., a Block Center Grant, a Carnegie Bosch Institute Research Award, and a Two Sigma Fellowship Award. We also gratefully acknowledge the support of NIH under No. U54EB020405 (Mobilize), NSF under Nos. CCF1763315 (Beyond Sparsity), CCF1563078 (Volume to Velocity), and 1937301 (RTML); ONR under No. N000141712266 (Unifying Weak Supervision); the Moore Foundation, NXP, Xilinx, LETI-CEA, Intel, IBM, Microsoft, NEC, Toshiba, TSMC, ARM, Hitachi, BASF, Accenture, Ericsson, Qualcomm, Analog Devices, the Okawa Foundation, American Family Insurance, Google Cloud, Swiss Re, Total, the HAI-AWS Cloud Credits for Research program, the Stanford Data Science Initiative (SDSI), and members of the Stanford DAWN project: Facebook, Google, and VMWare. The Mobilize Center is a Biomedical Technology Resource Center, funded by the NIH National Institute of Biomedical Imaging and Bioengineering through Grant P41EB027060. The U.S. Government is authorized to reproduce and distribute reprints for Governmental purposes notwithstanding any copyright notation thereon. Any opinions, findings and conclusions, or recommendations expressed in this material are those of the authors and do not necessarily reflect the views of DARPA, NSF, NIH, ONR, or any other funding agency.

References

- [1] Badri Adhikari. A fully open-source framework for deep learning protein real-valued distances. *Scientific Reports*, 10(1):13374, 2020. doi: 10.1038/s41598-020-70181-0. URL <https://doi.org/10.1038/s41598-020-70181-0>.
- [2] Nir Ailon, Omer Leibovich, and Vineet Nair. Sparse linear networks with a fixed butterfly structure: Theory and practice. arXiv, 2020.
- [3] Keivan Alizadeh vahid, Anish Prabhu, Ali Farhadi, and Mohammad Rastegari. Butterfly transform: An efficient FFT based neural architecture design. In *Proceedings of the IEEE Conference on Computer Vision and Pattern Recognition*, 2020.
- [4] Moray Allan and Christopher Williams. Harmonising chorales by probabilistic inference. In *Advances in Neural Information Processing Systems*, 2005.
- [5] Shaojie Bai, J. Zico Kolter, and Vladlen Koltun. An empirical evaluation of generic convolutional and recurrent networks for sequence modeling. arXiv, 2018.
- [6] Shaojie Bai, J. Zico Kolter, and Vladlen Koltun. Trellis networks for sequence modeling. In *Proceedings of the 7th International Conference on Learning Representations*, 2019.
- [7] James Bergstra and Yoshua Bengio. Random search for hyper-parameter optimization. *Journal of Machine Learning Research*, 13:281–305, 2012.
- [8] Han Cai, Chuang Gan, Tianzhe Wang, Zhekai Zhang, and Song Han. Once-for-all: Train one network and specialize it for efficient deployment. In *Proceedings of the 8th International Conference on Learning Representations*, 2020.
- [9] Tri Dao, Albert Gu, Matthew Eichhorn, Atri Rudra, and Christopher Ré. Learning fast algorithms for linear transforms using butterfly factorizations. In *Proceedings of the 36th International Conference on Machine Learning*, 2019.
- [10] Tri Dao, Nimit Sohoni, Albert Gu, Matthew Eichhorn, Amit Blonder, Megan Leszczynski, Atri Rudra, and Christopher Ré. Kaleidoscope: An efficient, learnable representation for all structured linear maps. In *Proceedings of the 8th International Conference on Learning Representations*, 2020.

- [11] Xuanyi Dong and Yi Yang. NAS-Bench-201: Extending the scope of reproducible neural architecture search. In *Proceedings of the 8th International Conference on Learning Representations*, 2020.
- [12] Thomas Elsken, Jan Hendrik Metzen, and Frank Hutter. Neural architecture search: A survey. *Journal of Machine Learning Research*, 20(55):1–21, 2019.
- [13] Jiemin Fang, Yuzhu Sun, Qian Zhang, Yuan Li, Wenyu Liu, and Xinggang Wang. Densely connected search space for more flexible neural architecture search. In *Proceedings of the IEEE Conference on Computer Vision and Pattern Recognition*, 2020.
- [14] Albert Gu, Tri Dao, Stefano Ermon, Atri Rudra, and Christopher Ré. HiPPO: Recurrent memory with optimal polynomial projections. In *Advances in Neural Information Processing Systems*, 2020.
- [15] Kaiming He, Xiangyu Zhang, Shaoqing Ren, and Jian Sun. Deep residual learning for image recognition. In *Proceedings of the IEEE Conference on Computer Vision and Pattern Recognition*, 2016.
- [16] Sepp Hochreiter and Jürgen Schmidhuber. Long short-term memory. *Neural Computation*, 9: 1735–1780, 1997.
- [17] Sergey Ioffe and Christian Szegedy. Batch normalization: Accelerating deep network training by reducing internal covariate shift. In *Proceedings of the 32nd International Conference on Machine Learning*, 2015.
- [18] David T. Jones, Daniel W. A. Buchan, Domenico Cozzetto, and Massimiliano Pontil. PSICOV: precise structural contact prediction using sparse inverse covariance estimation on large multiple sequence alignments. *Bioinformatics*, 28(2):184–190, 11 2011. ISSN 1367-4803. doi: 10.1093/bioinformatics/btr638. URL <https://doi.org/10.1093/bioinformatics/btr638>.
- [19] John Jumper, Richard Evans, Alexander Pritzel, Tim Green, Michael Figurnov, Olaf Ronneberger, Kathryn Tunyasuvunakool, Russ Bates, Augustin Žídek, Anna Potapenko, Alex Bridgland, Clemens Meyer, Simon A. A. Kohl, Andrew J. Ballard, Andrew Cowie, Bernardino Romera-Paredes, Stanislav Nikolov, Rishub Jain, Jonas Adler, Trevor Back, Stig Petersen, David Reiman, Ellen Clancy, Michal Zielinski, Martin Steinegger, Michalina Pacholska, Tamas Berghammer, Sebastian Bodenstern, David Silver, Oriol Vinyals, Andrew W. Senior, Koray Kavukcuoglu, Pushmeet Kohli, and Demis Hassabis. Highly accurate protein structure prediction with alphafold. *Nature*, 596(7873):583–589, 2021. doi: 10.1038/s41586-021-03819-2. URL <https://doi.org/10.1038/s41586-021-03819-2>.
- [20] Diederik P. Kingma and Jimmy Ba. Adam: A method for stochastic optimization. In *Proceedings of the 3rd International Conference on Learning Representations*, 2015.
- [21] Thomas N. Kipf and Max Welling. Semi-supervised classification with graph convolutional networks. In *Proceedings of the 5th International Conference on Learning Representations*, 2017.
- [22] Alex Krizhevksy. Learning multiple layers of features from tiny images. Technical report, 2009.
- [23] Yann LeCun, Patrick Haffner, Léon Bottou, and Yoshua Bengio. Object recognition with gradient-based learning. In *Shape, Contour and Grouping in Computer Vision*. 1999.
- [24] Liam Li and Ameet Talwalkar. Random search and reproducibility for neural architecture search. In *Proceedings of the Conference on Uncertainty in Artificial Intelligence*, 2019.
- [25] Liam Li, Kevin Jamieson, Giulia DeSalvo, Afshin Rostamizadeh, and Ameet Talwalkar. Hyperband: A novel bandit-based approach to hyperparameter optimization. *Journal of Machine Learning Research*, 18(185):1–52, 2018.
- [26] Liam Li, Mikhail Khodak, Maria-Florina Balcan, and Ameet Talwalkar. Geometry-aware gradient algorithms for neural architecture search. In *Proceedings of the 9th International Conference on Learning Representations*, 2021. To Appear.

- [27] Yaguang Li, Rose Yu, Cyrus Shahabi, and Yan Liu. Diffusion convolutional recurrent neural network: Data-driven traffic forecasting. In *Proceedings of the 6th International Conference on Learning Representations*, 2018.
- [28] Yingzhou Li, Haizhao Yang, Eileen R. Martin, Kenneth L. Ho, and Lexing Ying. Butterfly factorization. *Multiscale Modeling & Simulation*, 13(2):714–732, 2015.
- [29] Yingzhou Li, Haizhao Yang, and Lexing Ying. Multidimensional butterfly factorization. *Applied and Computational Harmonic Analysis*, 44(3):737–758, 2018.
- [30] Zongyi Li, Nikola Borislavov Kovachki, Kamyar Azizzadenesheli, Burigede Liu, Kaushik Bhattacharya, Andrew Stuart, and Anima Anandkumar. Fourier neural operator for parametric partial differential equations. In *Proceedings of the 9th International Conference on Learning Representations*, 2021. To Appear.
- [31] Chenxi Liu, Liang-Chieh Chen, Florian Schroff, Hartwig Adam, Wei Hua, Alan Yuille, and Li Fei-Fei. Auto-DeepLab: Hierarchical neural architecture search for semantic image segmentation. In *Proceedings of the IEEE Conference on Computer Vision and Pattern Recognition*, 2019.
- [32] Hanxiao Liu, Karen Simonyan, and Yiming Yang. DARTS: Differentiable architecture search. In *Proceedings of the 7th International Conference on Learning Representations*, 2019.
- [33] Jieru Mei, Yingwei Li, Xiaochen Lian, Xiaojie Jin, Linjie Yang, Alan Yuille, and Jianchao Yang. AtomNAS: Fine-grained end-to-end neural architecture search. In *Proceedings of the 8th International Conference on Learning Representations*, 2020.
- [34] Marcin Moczulski, Misha Denil, Jeremy Appleyard, and Nando de Freitas. ACDC: A structured efficient linear layer. arXiv, 2015.
- [35] Vladimir Nekrasov, Hao Chen, Chunhua Shen, and Ian Reid. Fast neural architecture search of compact semantic segmentation models via auxiliary cells. In *Proceedings of the IEEE Conference on Computer Vision and Pattern Recognition*, 2019.
- [36] Hieu Pham, Melody Y. Guan, Barret Zoph, Quoc V. Le, and Jeff Dean. Efficient neural architecture search via parameter sharing. In *Proceedings of the 35th International Conference on Machine Learning*, 2018.
- [37] Esteban Real, Chen Liang, David R. So, and Quoc V. Le. AutoML-Zero: Evolving machine learning algorithms from scratch. In *Proceedings of the 37th International Conference on Machine Learning*, 2020.
- [38] Olaf Ronneberger, Philipp Fischer, and Thomas Brox. U-Net: Convolutional networks for biomedical image segmentation. In *Medical Image Computing and Computer-Assisted Intervention*, 2015.
- [39] Olga Russakovsky, Jia Deng, Hao Su, Jonathan Krause, Sanjeev Satheesh, Sean Ma, Zhiheng Huang, Andrej Karpathy, Aditya Khosla, Michael Bernstein, Alexander C. Berg, and Li Fei-Fei. ImageNet large scale visual recognition challenge. *International Journal of Computer Vision*, 115(3):211–252, 2015.
- [40] Andrew W. Senior, Richard Evans, John Jumper, James Kirkpatrick, Laurent Sifre, Tim Green, Chongli Qin, Augustin Žídek, Alexander W. R. Nelson, Alex Bridgland, Hugo Penedones, Stig Petersen, Karen Simonyan, Steve Crossan, Pushmeet Kohli, David T. Jones, David Silver, Koray Kavukcuoglu, and Demis Hassabis. Improved protein structure prediction using potentials from deep learning. *Nature*, 577(7792):706–710, 2020. doi: 10.1038/s41586-019-1923-7. URL <https://doi.org/10.1038/s41586-019-1923-7>.
- [41] Justin Sirignano and Konstantinos Spiliopoulos. DGM: A deep learning algorithm for solving partial differential equations. *Journal of Computational Physics*, 375:1339–1364, 2018.
- [42] Ashish Vaswani, Noam Shazeer, Niki Parmar, Jakob Uszkoreit, Llion Jones, Aidan N. Gomez, Łukasz Kaiser, and Illia Polosukhin. Attention is all you need. In *Advances in Neural Information Processing Systems*, 2017.

- [43] Yujing Wang, Yaming Yang, Yiren Chen, Jing Bai, Ce Zhang, Guinan Su, Xiaoyu Kou, Yunhai Tong, Mao Yang, and Lidong Zhou. Textnas: A neural architecture search space tailored for text representation. In *Proceedings of the 34th AAAI Conference on Artificial Intelligence*, 2020.
- [44] Zhiwei Wang, Yao Ma, Zitao Liu, and Jiliang Tang. R-Transformer: Recurrent neural network enhanced transformer. In *Proceedings of the 8th International Conference on Learning Representations*, 2020.
- [45] Yuhui Xu, Lingxi Xie, Xiaopeng Zhang, Xin Chen, Guo-Jun Qi, Qi Tian, and Hongkai Xiong. PC-DARTS: Partial channel connections for memory-efficient architecture search. In *Proceedings of the 8th International Conference on Learning Representations*, 2020.
- [46] Antoine Yang, Pedro M. Esperança, and Fabio M. Carlucci. NAS evaluation is frustratingly hard. In *Proceedings of the 8th International Conference on Learning Representations*, 2020.
- [47] Chris Ying, Aaron Klein, Eric Christiansen, Esteban Real, Kevin Murphy, and Frank Hutter. NAS-Bench-101: Towards reproducible neural architecture search. In *Proceedings of the 36th International Conference on Machine Learning*, 2019.
- [48] Sergey Zagoruyko and Nikos Komodakis. Wide residual networks. In *Proceedings of the British Machine Vision Conference*, 2016.
- [49] Arber Zela, Julien Siems, and Frank Hutter. NAS-Bench-1Shot1: Benchmarking and dissecting one-shot neural architecture search. In *Proceedings of the 8th International Conference on Learning Representations*, 2020.
- [50] Barret Zoph, Vijay Vasudevan, Jonathon Shlens, and Quoc V. Le. Learning transferable architectures for scalable image recognition. In *Proceedings of the IEEE Conference on Computer Vision and Pattern Recognition*, 2018.

A Expressivity Results

Here we collect results on the expressivity of the set of **XD**-operations. For simplicity, our results will be in the following single-dimensional ($N = 1$) setting:

Setting A.1. We consider input spaces of form $\mathcal{X} = \mathbb{R}^{c \times m}$ for input size $m \in \mathbb{N}$ and channel count $c \in \mathbb{N}$ and parameter spaces $\mathcal{W} = \mathbb{R}^{c \times c \times k}$ for filter size $k \in [n]$, where output size $n \geq m$ is a power of 2.

It is straightforward to extend the results to multiple dimensions using Kronecker products and to input sizes other than powers of two using padding. Note that all of our results will also assume a circular padded domain.

A.1 Convolutions

Definition A.1. A **convolution** in Setting A.1 with filter size k , dilation $d \in [\lfloor \frac{n-1}{k-1} \rfloor]$, stride $s \in [n-1]$, and channel groups described by a matrix $\mathbf{B} \in \{0, 1\}^{n \times n}$ s.t. $\mathbf{B}_{[i,j]} = 1$ if channels i and j are in the same group and 0 otherwise is a parameterizable operation that for any weight $\mathbf{w} \in \mathcal{W}$ outputs a function mapping every $\mathbf{x} \in \mathcal{X}$ to

$$\frac{1}{n} \begin{pmatrix} \text{diag}(\mathbf{a}_s(\mathbf{1}_{\lfloor \frac{n}{s} \rfloor})) \sum_{j=1}^c \mathbf{B}_{[1,j]} \mathbf{F}_n^{-1} \text{diag}(\mathbf{F}_n \mathbf{a}_d(\mathbf{w}_{[1,j]})) \mathbf{F}_n \mathbf{x}_{[j]} \\ \vdots \\ \text{diag}(\mathbf{a}_s(\mathbf{1}_{\lfloor \frac{n}{s} \rfloor})) \sum_{j=1}^c \mathbf{B}_{[c,j]} \mathbf{F}_n^{-1} \text{diag}(\mathbf{F}_n \mathbf{a}_d(\mathbf{w}_{[c,j]})) \mathbf{F}_n \mathbf{x}_{[j]} \end{pmatrix} \quad (7)$$

where $\mathbf{F}_n \in \mathbb{C}^{n \times n}$ is the $n \times n$ DFT and $\mathbf{a}_d : \mathbb{R}^n \mapsto \mathbb{R}^n$ is an a trous permutation of a vector that is equivalent to multiplication by some permutation matrix $\mathbf{P}_d \in \{0, 1\}^{n \times n}$. We will use Conv_k to denote the case of $d = 1$, $s = 1$, and $\mathbf{B} = \mathbf{1}_{c \times c}$.

Claim A.1. All multi-channel convolutions of the form given in Definition A.1 are contained in the search space of XD-operations of depth $(1, 3, 1)$.

Proof. Setting the architecture parameters to be $\mathbf{K} = \text{diag}(\mathbf{a}_s(\mathbf{1}_{\lfloor \frac{n}{s} \rfloor})) \mathbf{F}_n^{-1}$, $\mathbf{L} = \mathbf{F}_n \mathbf{P}_d$, $\mathbf{M} = \mathbf{F}_n$, $\mathbf{b} = \mathbf{0}_n$, and $\mathbf{C} = \mathbf{B}$, and noting that (a) the DFT and its inverse are both depth 1 K-matrices, (b) multiplying a K-matrix by a diagonal matrix is another K-matrix of the same depth, and (c) permutation matrices are K-matrices of depth 2 yields the result. These three facts can be found in the original paper [10]. \square

Remark A.1. Note that for the case of dilation $d = 1$ the result in Claim A.1 holds with depth $\mathbf{1}_3$.

A.2 Parameter-Free Operations

Definition A.2. The **skip-connection** in Setting A.1 is parameterizable operation that outputs a function mapping every $\mathbf{x} \in \mathcal{X}$ to itself. The **zero-operation** in Setting A.1 is parameterizable operation that outputs a function mapping every $\mathbf{x} \in \mathcal{X}$ to $\mathbf{0}_{c \times n}$.

Claim A.2. The skip-connection and zero-operation are both contained in the search space of XD-operations of depth $\mathbf{1}_3$.

Proof. For both set the architecture parameters to be $\mathbf{K} = \mathbf{F}_n^{-1}$, $\mathbf{L} = \mathbf{0}_{n \times n}$, $\mathbf{M} = \mathbf{F}_n$, and $\mathbf{C} = \mathbf{I}_c$. To obtain the skip-connection set $\mathbf{b} = \mathbf{1}_n$; to obtain the zero-operation set $\mathbf{b} = \mathbf{0}_n$. \square

Definition A.3. An **average pooling** operation in Setting A.1 with filter size k , dilation $d \in [\lfloor \frac{n-1}{k-1} \rfloor]$, and stride $s \in [n-1]$ is parameterizable operation outputs a function mapping every $\mathbf{x} \in \mathcal{X}$ to the output of a convolution (as in Definition A.1) with the same filter size, dilation, and stride, channel groups described by $\mathbf{B} = \mathbf{I}_c$, and filters $\mathbf{w}_{[j,j]} = \mathbf{1}_k/k \forall j \in [c]$.

Claim A.3. All average pooling operations are contained in the search space of XD-operations of depth 1_3 .

Proof. Setting the architecture parameters to be $\mathbf{K} = \text{diag}(\mathbf{a}_s(\mathbf{1}_{\lceil \frac{n}{s} \rceil}))\mathbf{F}_n^{-1}$, $\mathbf{L} = \mathbf{0}_{n \times n}$, $\mathbf{M} = \mathbf{F}_n$, $\mathbf{b} = \mathbf{a}_d(\mathbf{1}_k/k)$, and $\mathbf{C} = \mathbf{I}_c$ and noting that (a) the DFT and its inverse are both depth 1 K-matrices and (b) multiplying a K-matrix by a diagonal matrix of the same depth is another K-matrix of the same depth yields the result. \square

A.3 Compositions with Multiplication by a Fixed K-Matrix

Definition A.4. A fixed linear operation $\text{Lin}_{\mathbf{A}}$ in Setting A.1 with fixed matrix $\mathbf{A} \in \mathbb{R}^{n \times n}$ is a parameterizable operation that outputs a function mapping every $\mathbf{x} \in \mathcal{X}$ to $\text{Lin}_{\mathbf{A}}(\mathbf{w})(\mathbf{x}) = (\mathbf{A}\mathbf{x}_{[1]} \cdots \mathbf{A}\mathbf{x}_{[c]})^T$. For example, $\text{Lin}_{\mathbf{I}_c} = \text{Id}$.

Definition A.5. Let Op_1 and Op_2 be two parameterizable operations in Setting A.1 with \mathcal{X} . Then for any weight $\mathbf{w} \in \mathcal{W}$ their composition $\text{Op}_1 \circ \text{Op}_2$ outputs the parameterized function $\text{Op}_1(\mathbf{w}) \circ \text{Op}_2(\mathbf{w})$.

Claim A.4. Let Op be a parameterizable operation in Setting A.1 that is contained in the set of XD-operations of some depth $\mathbf{d} \in \mathbb{N}^3$ and let \mathbf{A} be a K-matrix of depth d' . Then $\text{Op} \circ \text{Lin}_{\mathbf{A}}$ is contained in the set of XD-operations of depth $(\mathbf{d}_{[1]}, \mathbf{d}_{[2]}, \mathbf{d}_{[3]} + d')$ and $\text{Lin}_{\mathbf{A}} \circ \text{Op}$ is contained in the set of XD-operations of depth $(\mathbf{d}_{[1]} + d', \mathbf{d}_{[2]}, \mathbf{d}_{[3]})$.

Proof. Let \mathbf{K} and \mathbf{M} be the first and last K-matrices of the representation of Op as an XD-operation, which thus have depth at most $\mathbf{d}_{[1]}$ and $\mathbf{d}_{[3]}$, respectively. Then the representation of $\text{Op} \circ \text{Lin}_{\mathbf{A}}$ as an XD-operation is the same except with depth $\mathbf{d}_{[3]} + d'$ K-matrix $\mathbf{M}\mathbf{A}$ as the last K-matrix, and similarly the representation of $\text{Lin}_{\mathbf{A}} \circ \text{Op}$ as an XD-operation is the same except with depth $\mathbf{d}_{[1]} + d'$ K-matrix $\mathbf{A}\mathbf{K}$ as the first K-matrix. \square

A.4 Other Named Operations

Definition A.6. Suppose we have a fixed n -node graph with adjacency matrix \mathbf{A} and degree matrix \mathbf{D} , and let $\hat{\mathbf{A}}$ and $\hat{\mathbf{D}}$ be the adjacency and degree matrices, respectively, of the same graph but with added self-loops. Then regular graph convolution [21] in Setting A.1 with $k = 1$ is a parameterizable operation that for any weight $\mathbf{W} \in \mathcal{W}$ outputs a function mapping every $\mathbf{x} \in \mathcal{X}$ to $\hat{\mathbf{D}}^{-\frac{1}{2}} \hat{\mathbf{A}} \hat{\mathbf{D}}^{-\frac{1}{2}} \mathbf{x}^T \mathbf{w}$ and the diffusion graph convolution [27] in Setting A.1 with $k = 1$ is a parameterizable operation that for any weight $\mathbf{W} \in \mathcal{W}$ outputs a function mapping every $\mathbf{x} \in \mathcal{X}$ to $\mathbf{D}^{-1} \mathbf{A} \mathbf{x}^T \mathbf{w}$.

Claim A.5. Suppose \mathbf{A} and $\hat{\mathbf{A}}$ can be represented by K-matrices of depth d and \hat{d} , respectively. Then the corresponding graph convolution is contained in the search space of XD-operations of depth $(1, 1, \hat{d} + 1)$ and the corresponding diffusion graph convolution is that of depth $(1, 1, d + 1)$.

Proof. For any $\mathbf{G} \in \mathbb{R}^{n \times n}$ we have $\mathbf{G}\mathbf{x}^T \mathbf{w} = \text{Lin}_{\mathbf{G}}(\mathbf{w})(\mathbf{x})\mathbf{w} = \text{Conv}_1(\mathbf{w})(\text{Lin}_{\mathbf{G}}(\mathbf{w})(\mathbf{x})) = (\text{Conv}_1 \circ \text{Lin}_{\mathbf{G}})(\mathbf{w})(\mathbf{x})$. The result follows by Claims A.1 and A.4, the fact that a K-matrix multiplied by a diagonal matrix is another K-matrix of the same depth, and by substituting $\mathbf{G} = \hat{\mathbf{D}}^{-\frac{1}{2}} \hat{\mathbf{A}} \hat{\mathbf{D}}^{-\frac{1}{2}}$ (for graph convolution) or $\mathbf{G} = \mathbf{D}^{-1} \mathbf{A}$ (for diffusion graph convolution). \square

Remark A.2. Note that the above claim is meaningful because adjacency matrices of realistic graphs are usually sparse and sparse matrices can be efficiently represented as K-matrices [10].

Definition A.7. A Fourier neural operator (FNO) [30] in Setting A.1 with even k and thus $k/2$ modes is a parameterizable operation that for any weight $\mathbf{w} \in \mathcal{W}$ outputs a function mapping every $\mathbf{x} \in \mathcal{X}$ to

$$\begin{pmatrix} \text{Real} \left(\sum_{j=1}^c \mathbf{F}_n^{-1} \text{diag}((\mathbf{w}_{[1,j,1:k/2]} + i\mathbf{w}_{[1,j,k/2+1:k]} \mathbf{0}_{n-k/2})^T) \mathbf{F}_n \mathbf{x}_{[j]} \right) \\ \vdots \\ \text{Real} \left(\sum_{j=1}^c \mathbf{F}_n^{-1} \text{diag}((\mathbf{w}_{[c,j,1:k/2]} + i\mathbf{w}_{[c,j,k/2+1:k]} \mathbf{0}_{n-k/2})^T) \mathbf{F}_n \mathbf{x}_{[j]} \right) \end{pmatrix} \quad (8)$$

Claim A.6. *The FNO with $k/2$ modes is contained in the search space of XD-operations of depth $(1, 4, 1)$.*

Proof. Setting the architecture parameters to be $\mathbf{K} = \mathbf{F}_n^{-1}$, $\mathbf{L} \in \mathbb{C}^{n \times n}$ the n -sparse matrix mapping \mathbf{w} to $(\mathbf{w}_{[1,j,1:k/2]} + i\mathbf{w}_{[1,j,k/2+1:k]} \mathbf{0}_{n-k/2})^T$, $\mathbf{M} = \mathbf{F}_n$, $\mathbf{b} = \mathbf{0}_n$, and $\mathbf{C} = \mathbf{1}_{c \times c}$, and noting that an n -sparse matrix is a depth-4 K-matrix [10] yields the result. \square

Remark A.3. *If we allow the parameter space in Setting A.1 to be complex then the FNO with all k modes will be contained in the search space of XD-operations of depth $\mathbf{1}_3$.*

Definition A.8. *Each channel of **transposed convolution** with stride $d(k-1)+1$, where k is the kernel size and d is the dilation rate, computes a feature map in which each input element is replaced by that element multiplied by the dilated filter of size $d(k-1)+1$. The multi-channel extension of this over parameter space $\mathcal{W} = \mathbb{R}^{c \times c \times k}$ is similar to that for standard convolutions.*

Claim A.7. *All transposed convolutions with stride equal to the dilated kernel size are contained in the search space of XD-operations of depth $(1, 3, 3)$.*

Proof. A transposed convolution is equivalent to a regular convolution with the same filter applied to the input after it has been zero-padded and then permuted to separate all entries by $d(k-1)$ zeros. Since permutations are K-matrices of depth 2 the result follows by Claims A.1 and Claim A.4. \square

Definition A.9. *A **depthwise-separable convolution** in Setting A.1 with filter size k but with parameter space $\mathcal{W} = \mathbb{R}^{c \times k} \times \mathbb{R}^{c \times c}$ is a parameterizable operation that for any weight $\mathbf{w} \in \mathcal{W}$ outputs $\mathbf{Conv}_1(\mathbf{w}_{[2]}) \circ \mathbf{Conv}_{k, \mathbf{I}_c}(\mathbf{w}_{[1]})$, where $\mathbf{Conv}_{k, \mathbf{I}_c}$ denotes the convolution in Definition A.1 with $\mathbf{B} = \mathbf{I}_c$.*

Remark A.4. *Since both \mathbf{Conv}_1 and $\mathbf{Conv}_{k, \mathbf{I}_c}$ are XD-operations, by definition depthwise-separable convolutions are contained in the search space of composed XD-operations, which by Claim A.2 also contains all of the above operations.*

B Practical Complexity of XD-Operations

Table 4: Comparison of the computational and memory costs of XD-operations when substituted for convolutions. For simplicity, we consider cases with 2d inputs and where the channel and bias parameters are fixed.

Task (backbone)	input size	kernel size	minutes / epoch		memory (Gb)		param. ($\times 10^6$)	
			Conv	XD	Conv	XD	Conv	XD
CIFAR-10 (WRN-40-4)	32	3	1.4	4.3	3.73	15.6	8.96	9.08
Darcy Flow (Conv4*)	85	13	0.028	0.14	4.51	5.53	0.701	0.744
PSICOV (ResNet-18)	128	3	5.9	11	1.50	10.7	0.038	0.549

* Four-layer convolutional network with parameterized skip (shortcut) connections derived from the FNO network [30] as described in Section 5.

In this section we report a detailed comparison of computational costs of the XD-operation compared to a convolution; this is presented in Table 4. Due to their familiarity, we present results for tasks that have 2d inputs and thus use 2d convolutions in their default backbone. Note that since XD-operations are more general than convolutions, they must by definition be at least as expensive as convolutions in both computation and memory. While in this paper our focus is on absolute performance using learning metrics (e.g. test error), we view finding a good tradeoff between the performance of XD-operations on certain tasks and convolutions, for example by restricting the expressivity of XD-operations, as important directions for future work.

C Experimental Details: CIFAR-10 and Permuted CIFAR-10

Table 5: Architecture optimizer settings on CIFAR-10 tasks. Note that the step-size is updated using the same schedule as the backbone.

search space	backbone	task	optimizer	initial step-size	warmup epochs	perturb
$\tilde{S}_{\text{discrete}}$	LeNet	CIFAR-10	Adam	1E-1	0	0.1
		Permuted	Adam	1E-1	50	0.875
	ResNet-20	CIFAR-10	Adam	1E-3	0	0.1
		Permuted	Adam	1E-1	0	0.875
S_{XD}	LeNet	CIFAR-10	Adam	1E-4	0	-
		Permuted	Adam	1E-3	0	-
	ResNet-20	CIFAR-10	Adam	1E-4	50	-
		Permuted	Adam	1E-3	0	-

For our experiments with image classification backbones we use the standard CIFAR-10 data [22] and a permuted version where all rows and columns are identically permuted. For unpermuted data we use standard data augmentation [15] while for permuted data we do not use any data augmentation. As specified in Section 4, we keep the training routine of the model weights the same and tune only the architecture optimizer, the settings of which are specified in Table 5. Note that for the DARTS operation space we specify a “perturb” parameter that specifies how unbiased the initial architecture parameters are towards the backbone operation; specifically, we initialize architecture parameters so as to assign one minus this quantity as the weight to the backbone operation, so 0.875 means the initialization is uniform (since $|\tilde{S}_{\text{discrete}}| = 8$) while 0.1 means the backbone operation is assigned 0.9 of the weight.

C.1 LeNet

The LeNet backbone we consider consists of two $\text{Conv}_{5 \times 5}$ layers, each followed by $\text{MaxPool}_{2 \times 2}$, and two fully connected layers. When warm-starting with XD-operations we use $\text{AvgPool}_{2 \times 2}$ instead of $\text{MaxPool}_{2 \times 2}$, while when warm-starting with the DARTS operations we use $\text{MaxPool}_{3 \times 3}$. For the baseline training routine we use 200 epochs of Momentum(0.9), with the first 100 at learning rate 0.01, the next 50 at 0.005, and the last 50 at 0.001.

C.2 ResNet-20

We use the implementation and training routine provided here: https://github.com/akamaster/pytorch_resnet_cifar10. When replacing operations in the backbone we substitute for both the $\text{Conv}_{3 \times 3}$ operations and the skip-connections Id ; some of the latter are downsampled, which XD-operations can handle as strides.

C.3 WideResNet-40-4

We use the same implementation as for ResNet-20 but adapt the original WRN training routine [48], except with weight-decay set to 10^{-4} (as in ResNet-20); on the regular CIFAR-10 tasks this does not seem to affect performance. To conserve computation and memory, we do not tune the architecture optimizer parameters here and simply use the same ones used for ResNet-20; furthermore, we fix the channel and bias parameters of XD-operations and do not allow the kernel size to be larger the 3×3 . Because of these modifications, we only use our evaluation here as a sanity check for large-network performance of XD-operations and do not include it in the main results.

Table 6: Search space comparison on CIFAR-10. Validation accuracies are averages of three trials.

Backbone	Search Space	CIFAR-10	Permuted*	Cost (hours [†])
LeNet	backbone	75.5 ± 0.1	43.7 ± 0.5	0.3
	$\tilde{S}_{\text{discrete}}$	75.6 ± 3.4	47.7 ± 1.0	1.0
	S_{XD}	77.7 ± 0.7	63.0 ± 1.0	0.9
ResNet-20	backbone	91.7 ± 0.2	58.6 ± 0.7	0.6
	$\tilde{S}_{\text{discrete}}$	92.7 ± 0.2	58.0 ± 1.0	5.3
	S_{XD}	92.4 ± 0.2	73.5 ± 1.6	5.6
WRN-40-4	backbone	95.2 ± 0.1	64.7 ± 0.9	4.6
	$\tilde{S}_{\text{discrete}}$	95.2 ± 0.2	61.3 ± 1.3	19.9
	S_{XD}	95.0 ± 0.1	72.9 ± 0.8	14.3
ResNet-18	DenseNAS	94.5 ± 0.3	61.6 ± 3.3	3.6
Cell	DARTS [‡]	96.0 ± 0.2	66.3 ± 0.5	28.6

* No data augmentation used in the permuted case.

[†] On a V100 GPU; time for DARTS Cell is training cost only.

[‡] Search using GAEA PC-DARTS [26]; training using “base” routine [46].

C.4 DARTS Cell Search

To search the full DARTS search space, which is a standard NAS benchmark, we use GAEA PC-DARTS, a recent state-of-the-art method [26], using code made available by the authors here: https://github.com/liamcli/gaea_release. On CIFAR-10 we simply use their best reported cell but evaluate it using the “base” routine [46], i.e. without auxiliary losses or additional data augmentation; this is to obtain fair comparison with the other backbone models. Note that the model is still much larger and the training routine much more intensive. On permuted data we follow the standard three-stage pipeline in which we run search four times, train all four found cells and select the best one, and finally train that cell multiple times.

C.5 DenseNAS Search

We use the DenseNAS search and evaluation code released by the authors here: <https://github.com/JaminFong/DenseNAS>. While the search space is designed for ImageNet [39], we adapt it to CIFAR-10 by taking the DenseNAS-R1 setting and downscale the input sizes to match 32x32 images used.

D Experimental Details: Solving PDEs

For our PDE experiments, we use the FNO code and setup [30] provided here: https://github.com/zongyi-li/fourier_neural_operator. We use the same training routine and settings as the backbone architecture for each task and only tune the architecture optimizer. We consider the following hyperparameters for the architecture optimizer: Adam vs. SGD (with or without momentum), initial learning rate, and number of warmup epochs. The final hyperparameters for each task can be found in Table 7. Our CNN backbone is analogous to the FNO architecture used for each problem. In particular, the CNN backbone architecture used for each task is simply the FNO architecture where FNO layers of dimension N with m modes are replaced by N -dimensional convolutional layers with filters of size $(m + 1)^N$ and circular padding to match the dimensionality of FNO. In Table 8 and Table 9 we present reported [30], reproduced, and our own results on the 1d Burgers’ equation and 2d Darcy Flow.

For AutoDL we use the code and setup provided here: <https://github.com/NoamRosenberg/autodeeplab>. We only conduct search on the lowest resolution and use the resulting architecture at higher resolutions. Search was conducted for 40 epochs, as in the original paper, and the search learning rate was tuned.

Table 7: Architecture optimizer settings on PDE tasks. Note that the step-size is updated using the same schedule as the backbone.

task	optimizer	initial step-size	warmup epochs
1d Burgers’ equation	Adam	1E-3	0
1d Burgers’ equation (FNO init)	Momentum(0.5)	1E-4	250
2d Darcy Flow	Momentum(0.5)	1E-1	0
2d Darcy Flow (FNO init)	Momentum(0.5)	1E-1	0
2d Navier Stokes ($\nu = 10^{-4}, T = 30$)	Momentum(0.5)	5E-3	0
2d Navier Stokes ($\nu = 10^{-5}, T = 20$)	Momentum(0.5)	1E-3	0

Table 8: Test relative errors on the 1d Burgers’ equation. We were not able to match the FNO-1d results reported by the authors [30] using their published codebase, however, our proposed XD operations outperform our reproduction of their results at every resolution. Furthermore, we outperform their reported test relative errors on every resolution except $s = 4096$, where we roughly match their performance.

Method (source)	$s = 256$	$s = 512$	$s = 1024$	$s = 2048$	$s = 4096$	$s = 8192$
NN [30]	0.4714	0.4561	0.4803	0.4645	0.4779	0.4452
GCN [30]	0.3999	0.4138	0.4176	0.4157	0.4191	0.4198
FCN [30]	0.0958	0.1407	0.1877	0.2313	0.2855	0.3238
PCANN [30]	0.0398	0.0395	0.0391	0.0383	0.0392	0.0393
GNO [30]	0.0555	0.0594	0.0651	0.0663	0.0666	0.0699
LNO [30]	0.0212	0.0221	0.0217	0.0219	0.0200	0.0189
MGNO [30]	0.0243	0.0355	0.0374	0.0360	0.0364	0.0364
FNO-1d [30]	0.0149	0.0158	0.0160	0.0146	0.0142	0.0139
CNN (ours)	0.0518	0.1220	0.1830	0.2280	0.2730	0.2970
FNO-1d (reproduced)	0.0181	0.0191	0.0188	0.0184	0.0183	0.0183
CNN XD (ours)	0.0141	0.0079	0.0154	0.0099	0.0145	0.0123
FNO-1d XD (ours)	0.0153	0.0154	0.0154	0.0167	0.0160	0.0155

Table 9: Test relative errors on 2d Darcy Flow. Our reproduction of the FNO-2d results outperform those reported by the authors [30]. Nonetheless, our proposed XD operations outperform both our reproduction and the reported results at every resolution.

Method (source)	$s = 85$	$s = 106$	$s = 141$	$s = 211$	$s = 421$
NN [30]	0.1716	-	0.1716	0.1716	0.1716
GCN [30]	0.0253	-	0.0493	0.0727	0.1097
FCN [30]	0.0299	-	0.0298	0.0298	0.0299
PCANN [30]	0.0244	-	0.0251	0.0255	0.0259
GNO [30]	0.0346	-	0.0332	0.0342	0.0369
LNO [30]	0.0520	-	0.0461	0.0445	-
MGNO [30]	0.0416	-	0.0428	0.0428	0.0420
FNO-2d [30]	0.0108	-	0.0109	0.0109	0.0098
CNN (ours)	0.0404	0.0495	0.0613	0.0813	0.1150
FNO-2d (reproduced)	0.0096	0.0092	0.0091	0.0091	0.0091
CNN XD (ours)	0.0065	0.0065	0.0065	0.0071	0.0066
FNO-2d XD (ours)	0.0082	0.0079	0.0077	0.0076	0.0074



Figure 5: Training curves (dotted) and test curves (solid) on Darcy Flow at resolution 141, showing better generalization of XD-operations.

E Experimental Details: Protein Folding

Table 10: Architecture optimizer settings on for our protein folding experiments, across different ResNet depths. Note that the same step-size is used throughout since the backbone has no step-size schedule.

search space	optimizer	step-size	warmup epochs
ResNet-4 XD	Adam	1E-4	2
ResNet-6 XD	Momentum(0.99)	1E-4	2
ResNet-10 XD	Momentum(0.99)	1E-3	2
ResNet-18 XD	Momentum(0.9)	5E-4	2
ResNet-34 XD	Momentum(0.9)	5E-4	2

Table 11: Test MAE₈ of the Dilated ResNet of [1], compared to a standard ResNet backbone and XD-operations applied to ResNet. Results are averaged over 3 trials.

Method	depth = 4	depth = 6	depth = 10	depth = 18	depth = 34
ResNet	5.99 ± 0.43	5.30 ± 0.11	4.91 ± 0.25	4.80 ± 0.07	4.66 ± 0.15
Dilated ResNet	6.04 ± 0.33	5.49 ± 0.02	4.64 ± 0.08	4.59 ± 0.22	4.50 ± 0.13
ResNet XD	5.59 ± 0.09	4.59 ± 0.17	4.25 ± 0.16	4.22 ± 0.03	4.00 ± 0.07

For our protein folding experiments, our code is a PyTorch re-implementation of the PDNET code and setup [1] provided here: <https://github.com/ba-lab/pdnet>. As before, we use the same training routine and settings as the Dilated ResNet architecture and only tune the architecture optimizer. We consider the following hyperparameters for the architecture optimizer: Adam vs. SGD (with or without momentum), learning rate, and number of warmup epochs. The final hyperparameters for each depth can be found in Table 10. Our ResNet backbone differs from Dilated ResNet in that its dilation rate is set to 1 in every convolutional layer. In Table 11, we present average MAE₈ on the PSICOV test set for each method at each depth.

F Experimental Details: Music Modeling and Sequence Modeling

Table 12: Architecture optimizer settings on sequence modeling tasks. Note that the step-size is updated using the same schedule as the backbone.

task	optimizer	initial step-size	warmup epochs
Permuted MNIST	Adam	2E-4	0
JSB Chorales	Adam	2E-4	25
Nottingham	Adam	2E-3	0
Penn Treebank	Adam	2E-6	0

Table 13: XD-operations applied to TCNs compared to recent empirical results in sequence modeling. Our results are averages of three trials. Methods achieving within one deviation of the best performance are **bolded**.

Method (source)	Permuted MNIST* (error)	JSB Chorales (loss)	Nottingham (loss)	Penn Treebank (perplexity)
LSTM [5]	14.3	8.45	3.29	78.93
GRU [5]	12.7	8.43	3.46	92.48
RNN [5]	74.7	8.91	4.05	114.50
TCN backbone [5]	2.8	8.10	3.07	88.68
TrellisNet [6]	1.87	-	-	54.19
R-Transformer [44]	-	-	2.37	84.38
HiPPO-LegS [14]	1.7	-	-	-
TCN backbone (reproduced)	2.89 ± 0.04	8.17 ± 0.01	2.97 ± 0.01	88.49 ± 0.31
TCN backbone XD (ours)	1.75 ± 0.11	8.07 ± 0.02	2.81 ± 0.05	84.11 ± 0.25
Undilated TCN (ours)	11.3 ± 2.1	8.16 ± 0.04	3.21 ± 0.02	94.30 ± 0.33
Undilated TCN XD (ours)	1.77 ± 0.10	8.07 ± 0.01	2.84 ± 0.02	85.04 ± 0.49

* We use depth $\mathbf{d} = (3, 3, 3)$ XD-operations for permuted MNIST experiments; elsewhere we use $(1, 3, 1)$. Results within a standard deviation of the best are **bolded**.

For our sequence modeling experiments we use the TCN code [5] provided here: <https://github.com/locuslab/TCN>. As before we use the same settings and training routine as the backbone for all tasks, tuning only the architecture optimizer. The specific settings are provided in Table 12. For both the baselines and XD-operations we use the same optimizer settings for both the dilated and undilated TCN backbones. In Table 13 we present results for both music modeling and for two additional benchmarks—permuted MNIST and Penn Treebank—on which we see a similar pattern of XD-operations being able to recover and even beat (dilated) TCN performance starting from an undilated network.