

Mean field dynamo action in shearing flows. II: fluctuating kinetic helicity with zero mean

Naveen Jingade^{1,2*} and Nishant K. Singh^{3,4†}

¹Indian Institute of Science, Bangalore 560 012, India

²Raman Research Institute, Sadashivanagar, Bangalore 560 080, India

³Inter-University Centre for Astronomy & Astrophysics, Post Bag 4, Ganeshkhind, Pune 411 007, India

⁴Max Planck Institute for Solar System Research, Justus-von-Liebig-Weg 3, 37707 Göttingen, Germany

7 December 2021

ABSTRACT

Here we explore the role of temporal fluctuations in kinetic helicity on the generation of large-scale magnetic fields in presence of a background linear shear flow. Key techniques involved here are same as in our earlier work (Jingade & Singh 2020, hereafter paper I), where we have used the renovating flow based model with shearing waves. Both, the velocity and the helicity fields, are treated as stochastic variables with finite correlation times, τ and τ_h , respectively. Growing solutions are obtained when $\tau_h > \tau$, even when this time-scale separation, characterised by $m = \tau_h/\tau$, remains below the threshold for causing the turbulent diffusion to turn negative. In regimes when turbulent diffusion remains positive, and τ is on the order of eddy turnover time T , the axisymmetric modes display non-monotonic behaviour with shear rate S : both, the growth rate γ and the wavenumber k_* corresponding to the fastest growing mode, first increase, reach a maximum and then decrease with $|S|$, with k_* being always smaller than eddy-wavenumber, thus boosting growth of magnetic fields at large length scales. The cycle period P_{cyc} of growing dynamo wave is inversely proportional to $|S|$ at small shear, exactly as in the fixed kinetic helicity case of paper I. This dependence becomes shallower at larger shear. Interestingly enough, various curves corresponding to different choices of m collapse on top of each other in a plot of mP_{cyc} with $|S|$.

Key words: Magnetohydrodynamics - magnetic fields - dynamo - turbulence

1 INTRODUCTION

Magnetic fields are hosted by almost all astrophysical objects like Sun, galaxies, accretion disks, etc (Parker 1979; Ruzmaikin et al. 1988; Han 2017). All such objects have conducting plasma that are turbulent in nature. Magnetic fields are expected to be dissipated by the turbulent diffusion, therefore, continuous magnetic field generation is needed to maintain them. The process by which a seed magnetic field is amplified by continuous conversion of kinetic energy of the plasma into the magnetic energy, without currents at infinity, is universally known as the dynamo action. A popular paradigm for the generation of magnetic field at large spatial scales involves the presence of net kinetic helicity in the medium, leading to the α -effect (Moffatt 1978; Krause & Rädler 1980; Brandenburg & Subramanian 2005).

Large-scale dynamo (LSD) is observed to op-

erate in shearing-box simulations with non-helical driving (Brandenburg et al. 2008; Yousef et al. 008a; Singh & Jingade 2015). In such setups that lead to the shear dynamo, the usual α -effect is absent, although it can fluctuate in time (see Brandenburg et al. 2008, for details). This topic of shear dynamo has generated much interest (Kleeorin & Rogachevskii 2003; Rogachevskii & Kleeorin 2008; Sridhar & Subramanian 009a,b; Sridhar & Singh 2010; Singh & Sridhar 2011) and it is still somewhat an open problem (see Käpylä et al. 2020, also for various related issues, and references therein). Possibility of a coherent LSD driven by a combination of strong magnetic fluctuations and shear has also been proposed (Squire & Bhattacharjee 2015). It is noted in Yousef et al. (008b) that the shear dynamo operates well below the threshold of fluctuation dynamo, therefore suggesting that the underlying cause of dynamo must be a kinematic process. Emerging wisdom seems to indicate that the alpha-fluctuations, coupled with shear, could cause a shear dynamo, also known as incoherent alpha ef-

* E-mail: naveen@rri.res.in

† E-mail: nishant@iucaa.in

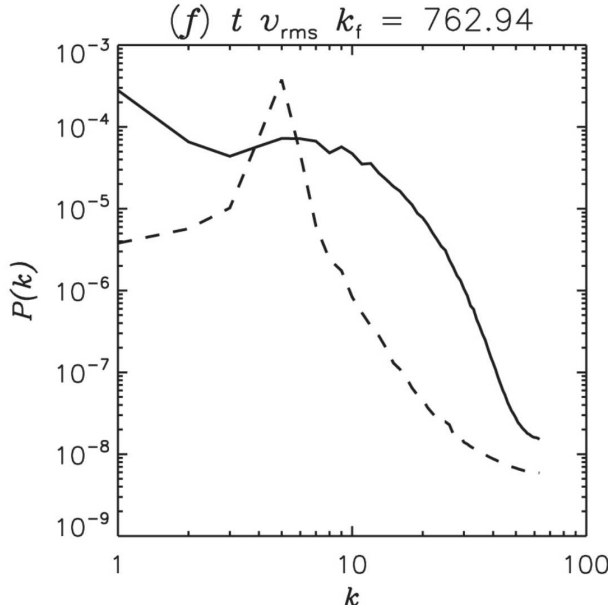


Figure 1. Kinetic (dashed) and magnetic (solid) energy power spectra for $\text{Re} = 0.641$ and $\text{Rm} = 32.039$, the forcing wavenumber $k_f/K = 5.09$ and shear rate $S_h = S/v_{\text{rms}}k_f = -0.6$ from the time when the magnetic energy is saturated; based on a typical numerical setup of the shear dynamo. Taken from [Singh & Jingade \(2015\)](#) ©AAS, and reproduced here with permission.

fect ([Vishniac & Brandenburg 1997](#); [Brandenburg et al. 2008](#); [Heinemann et al. 2011](#); [Mitra & Brandenburg 2012](#); [Sridhar & Singh 2014](#); [Jingade et al. 2018](#); [Käpylä et al. 2020](#)). Our interest in this and other related earlier works has been on the kinematic problem when initial seed magnetic fields are weak.

[Sridhar & Singh \(2010\)](#); [Singh & Sridhar \(2011\)](#) showed that the shear dynamo is not possible when the kinetic helicity vanishes point-wise. To understand the importance of non-linearity in the Navier-Stokes equation for the shear dynamo, [Singh & Jingade \(2015\)](#) explored the regime $\text{Re} < 1$ and $\text{Rm} > 1$, and showed that the shear dynamo operates well in this case too. Figure 1 illustrates the power spectra of kinetic and magnetic energies in the saturated state of the shear dynamo at low Re (adapted from [Singh & Jingade 2015](#)). Kinetic power is predominantly concentrated at single scale, the forcing scale k_f^{-1} , and thus the flow is nearly monochromatic. This indicates that the flow non-linearity may not be a critical ingredient for the shear dynamo, and we could pursue this problem by just considering a single scale flow. Another advantage of this regime is that, due to heavy viscous dissipation, it leads to the suppression of vorticity dynamo ([Elperin et al. 2003](#); [Käpylä et al. 2009](#)) which may also be excited in these experiments, causing, in a sense, unnecessary complications in our attempt to understand the underlying mechanism of the shear dynamo. In real systems, rotation suppresses the vorticity dynamo ([Yousef et al. 008b](#)). Based on such outcomes from these studies, we aim to build a minimalistic model of shear dynamo.

In this paper, we focus on the effect of zero-mean helicity fluctuations in time, together with a linear shear, on the generation of large-scale magnetic field. Without shear,

[Kraichnan \(1976\)](#) studied the possibility of LSD, driven solely by helicity fluctuations in time. He conjectured there that the helicity can fluctuate over an intermediate scale which is larger than turbulent scale of the flow and smaller than the scale of magnetic field, and termed such a turbulence as *non-normal*. In a double-averaging scheme (see also [Moffatt 1983](#), for renormalisation group technique) as proposed in [Kraichnan \(1976\)](#), the fluctuations in helicity lead to α -fluctuations, which cause a decrement in the turbulent diffusion. Sufficiently strong α fluctuations could lead to LSD by the process of negative turbulent diffusion; see [Jingade et al. \(2018\)](#) for a generalized model that also includes memory effects as well as the spatial fluctuations in α leading to the Moffatt drift ([Moffatt 1978](#)). This has found applications in the studies of objects such as, the Sun ([Silant'ev 2000](#)), accretion disks ([Vishniac & Brandenburg 1997](#)), and galaxies ([Sokolov 1997](#)).

Numerical experiments in [Yousef et al. \(008a\)](#); [Brandenburg et al. \(2008\)](#), and measurements of fluctuations in all components of tensorial α_{ij} ([Brandenburg et al. 2008](#)) motivated a number of studies ([Heinemann et al. 2011](#); [Mitra & Brandenburg 2012](#); [Richardson & Proctor 2012](#); [McWilliams 2012](#); [Sridhar & Singh 2014](#)), which explored the effects of α -fluctuations in shearing background. Most of these studies found the possibility of growth in the second moment of the mean magnetic field, i.e., mean magnetic energy. First moment could grow only as a result of negative turbulent diffusion caused by strong α fluctuations ([Kraichnan 1976](#); [Mitra & Brandenburg 2012](#); [Jingade et al. 2018](#)). Net negative diffusion is not observed in the simulations of [Brandenburg et al. \(2008\)](#) in the range of parameters explored where shear dynamo was found to operate. Earlier analytical models were further generalized in [Sridhar & Singh \(2014\)](#); [Jingade et al. \(2018\)](#) to also include the memory effects, to investigate whether the LSD would be possible when temporal α fluctuations were weak, i.e., when overall diffusion remains positive. In this more appropriate regime, no dynamo action was seen in case of purely temporal α -fluctuations. However, a new idea emerged in these studies, in terms of the Moffatt drift, which would be finite in case of statistically anisotropic α fluctuations. With finite memory, this alone could drive an LSD ([Singh 2016](#)), and the role of shear is to further aid the dynamo action ([Sridhar & Singh 2014](#); [Jingade et al. 2018](#)). Nevertheless, the challenge to explain the growth of mean-magnetic field, the first moment, in a simpler setting with purely temporal α fluctuations, remained.

One possible caveat in these analytical approaches could be the assumption of linear algebraic relation between electromotive force (EMF) and the transport coefficients¹. This is a serious limitation, which we remedy here by starting the analysis from the magnetic induction equation, which embodies the effect of non-local transfer of energy through $(\mathbf{B} \cdot \nabla)\mathbf{v}$ term, as we have carried out in paper I. We found non-trivial signature of non-local interaction in the cycle period of the dynamo wave. Another limitation in previous works could be that the α itself is assumed to be unaffected by shear. We overcome this in the present work by consid-

¹ This is an assumption of local and instantaneous interaction of the mean magnetic field with the EMF.

ering plane shearing waves, that are time-dependent exact solutions to the Navier-Stokes equations (Singh & Sridhar 2017), allowing us to self-consistently include the anisotropic effect of shear on the stochastic flow. We follow the techniques of paper I and extend the renovating model to include the helicity fluctuations; see also Gilbert & Bayly (1992); Kolekar et al. (2012), for more details on the renovating flow model. Thus, instead of α fluctuations, here we directly consider fluctuations in the kinetic helicity of the stochastic flow. We let the helicity fluctuations to have the renovation time (τ_h) different from the velocity renovation time τ . In the limit of infinitely long τ_h , the present work reduces to the work of paper I which focussed on the case of fixed kinetic helicity.

In § 2.1, we briefly review the shearing plane waves solutions to the Navier-Stokes equation; details are given in Singh & Sridhar (2017) and paper I. We derive the expression for the general response tensor for the mean-magnetic field incorporating the helicity fluctuations in § 2.2. In § 3, we derive a condition for the growth rate of the mean-magnetic field to be positive in the absence of shear. In the short time-correlation limit, we show that the dispersion relation obtained from the response tensor of the magnetic field resembles the result derived for α -fluctuations given in Kraichnan (1976). Then we present the result for the case of helicity fluctuations in the presence of shear in § 4. Growing solutions for the mean-magnetic fields are obtained even without the need for any net negative turbulent diffusion. In § 5, we discuss about the two different origins for the fluctuations in α . Implications of our results for earlier numerical findings on the shear dynamo is also discussed. We conclude in § 6.

2 MODEL SYSTEM

First we formulate the problem to investigate the evolution of the mean-magnetic field in the background shear flow with the turbulence having fluctuating helicity. We consider $(\mathbf{e}_1, \mathbf{e}_2, \mathbf{e}_3)$ as the orthonormal unit vectors in the Cartesian coordinate system in the lab frame, where $\mathbf{X} = (X_1, X_2, X_3)$ is considered as position vector. The mean shear is chosen to act along the \mathbf{e}_2 direction, varying linearly with X_1 . This is a local shearing-sheet approximation to the differential rotating disks (Goldreich & Lynden-Bell 1965; Brandenburg et al. 2008). The model velocity field \mathbf{U} in such an approximation can be written as, $\mathbf{U}(\mathbf{X}, t) = S X_1 \mathbf{e}_2 + \mathbf{u}(\mathbf{X}, t)$, where \mathbf{u} is the turbulent velocity field, and the shear rate S is a constant parameter.

2.1 Renewing flows in shearing background

The inviscid Navier–Stokes (NS) equation with for the model velocity field \mathbf{U} is

$$\left(\frac{\partial}{\partial t} + S X_1 \frac{\partial}{\partial X_2} \right) \mathbf{u} + S u_1 \mathbf{e}_2 + (\mathbf{u} \cdot \nabla) \mathbf{u} = -\nabla p. \quad (1)$$

Here $\nabla \cdot \mathbf{u} = 0$, as we consider the flow \mathbf{u} to be incompressible, for simplicity. The single helical wave solution for

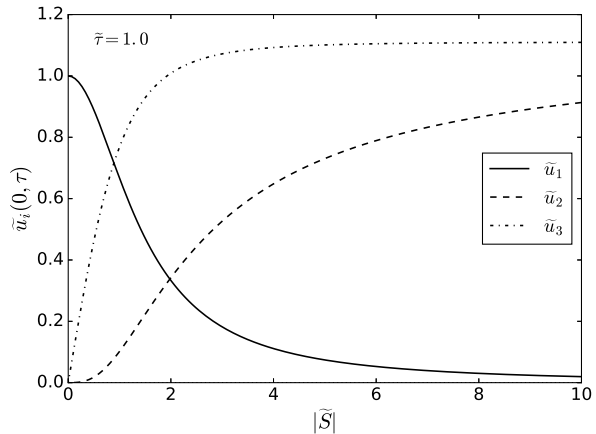


Figure 2. Plot of velocity amplitudes as functions of shear/time. The initial wavevector and amplitudes are $\mathbf{q} = (0, -1, 1)$ and $\mathbf{a} = (1, 0, 0)$, respectively, and the phase Ψ is chosen to be zero.

NS-equation is of the following form,

$$\mathbf{u}(\mathbf{X}, t) = \mathbf{A}(St, \mathbf{q}) \sin(\mathbf{Q}(t) \cdot \mathbf{X} + \Psi) + h \mathbf{C}(St, \mathbf{q}) \cos(\mathbf{Q}(t) \cdot \mathbf{X} + \Psi) \quad (2)$$

where $\mathbf{Q}(t)$ is a shearing wavevector and its form is given by $\mathbf{Q} = (q_1 - S q_2(t - t_0), q_2, q_3)$; $\mathbf{q} = (q_1, q_2, q_3)$ is the wavevector at initial time t_0 , Ψ is the phase of the wave, $\mathbf{A}(St, \mathbf{q})$ and $\mathbf{C}(St, \mathbf{q})$ are the amplitudes of the sheared helical wave, with \mathbf{a} and \mathbf{c} denoting their initial values, respectively. This shearing form of the wave vector arises because of the inhomogeneity of the Eq. (1) in the variable X_1 . When we substitute Eq. (2) in (1), the differential equations for the amplitudes are obtained, which can be solved to obtain the expression for the amplitudes; see paper I and Singh & Sridhar (2017) for further details. The value of h controls the helicity of the flow \mathbf{u} and it varies in the range $[-1, 1]$. The incompressibility condition yields the following: $\mathbf{Q}(t) \cdot \mathbf{A}(t) = 0$ and $\mathbf{Q}(t) \cdot \mathbf{C}(t) = 0$.

The amplitudes are sheared in the opposite sense compared to the shearing of the wavevector $\mathbf{Q}(t)$ to maintain the incompressibility. This leads to the constancy of phase of the wave, i.e., $\mathbf{Q}(t) \cdot \mathbf{X} = \mathbf{q} \cdot \mathbf{x}_0$, where \mathbf{x}_0 is initial position of the fluid particle at time t_0 . Thus, we can easily integrate Eq. (2) to obtain the Lagrangian trajectory of the fluid particle. This is used in the Cauchy’s solution given below in Eq. (7). These single scale flows are exact solution to the NS-equation and they may be used in the study of turbulent dynamos. Previously, single scale flows have been considered to study different aspects of the dynamo (Hori & Yoshida 2008; Tobias & Cattaneo 2008). Here we aim to understand the generation of large-scale magnetic field in a scenario when the stochastic component of the flow is itself affected by the background shear.

We give below the expression for the most relevant component of the amplitude:

$$A_1(\mathbf{q}, t) = \frac{q^2}{(q_1 - S t q_2)^2 + q_2^2 + q_3^2} A_1(\mathbf{q}, 0), \quad (3)$$

which has an implication for the dynamo at strong shear. For the properties of the other components we refer the reader to paper I and Singh & Sridhar (2017).

To understand the effect of shear on the flow \mathbf{u} , it is convenient to plot the velocity field at the origin $\mathbf{X} = (0, 0, 0)$ and with phase $\Psi = 0$. The initial amplitudes $\mathbf{u}(\mathbf{0}, 0) = \mathbf{a}$ and initial wavevector \mathbf{q} are chosen to be $(1, 0, 0)$ and $(0, -1, 1)$, respectively. In Figure 2, it is shown that the normalised velocity field u_1 corresponding to the amplitude A_1 decays as shear is increased (as can be seen from Eq. (3) also), whereas the velocity field components u_2 and u_3 become constant with shear. The background flow shears out the u_1 component, and generates the u_2 and u_3 component. Thus, strong shear creates quasi-two dimensional flow². Its implications are explored in later sections.

We now construct the random renewing flow ensemble from the shearing waves. In renovating flow, the time is split into equal interval of length τ and the velocity field is distributed randomly and statistically independent across the intervals. And this velocity field is drawn from the underlying probability distribution function (PDF). The ensemble is chosen such that: Ψ is distributed uniformly over the interval $[0, 2\pi]$; the initial wavevector \mathbf{q} is distributed randomly over the sphere of radius q and the initial amplitudes \mathbf{a} and \mathbf{c} are perpendicular to \mathbf{q} , are therefore distributed randomly over the circles of radii a and c , respectively; see paper I and Gilbert & Bayly (1992), for details.

2.2 Evolution of mean-magnetic field: helicity fluctuations

The evolution of the magnetic field in the conducting plasma is governed by the induction equation. With total velocity field as $\mathbf{U} = SX_1\mathbf{e}_2 + \mathbf{u}$, the evolution equation for the total magnetic field is,

$$\left(\frac{\partial}{\partial t} + SX_1\frac{\partial}{\partial X_2}\right)\mathbf{B} + (\mathbf{u} \cdot \nabla)\mathbf{B} - S B_1\mathbf{e}_2 = (\mathbf{B} \cdot \nabla)\mathbf{u} + \eta \nabla^2 \mathbf{B} \quad (4)$$

Our interest is in the evolution of the mean-magnetic field. In astrophysical scenarios, the plasma is highly conducting, leading to very small η , i.e., $\eta \rightarrow 0$. We also noted in paper I (see also Du & Ott 1993; Childress & Gilbert 1995, section 11.4), that in high conductivity limit, neglecting the diffusion term in the Eq. (4) has negligible effect on the growth rate of the mean-magnetic field. Therefore we omit the η -term in the following to keep the analysis simple.

Since Eq. (4) is inhomogeneous in the X_1 co-ordinate, employing shearing transformation (Sridhar & Subramanian 009b; Sridhar & Singh 2010) is more suitable,

$$X_i = \gamma_{ij}x_j, \quad \text{where } \gamma_{ij} = \delta_{ij} + S(t - t_0)\delta_{i2}\delta_{j1}. \quad (5)$$

Here \mathbf{x} and t_0 represents the Lagrangian coordinate of the fluid element carried along by background mean shear flow and the initial time, respectively. Let us rewrite Eq. (4) in the coordinate \mathbf{x} and the difference in time $s = t - t_0$. Introducing new vector functions $\mathbf{H}(\mathbf{x}, s) = \mathbf{B}(\mathbf{X}, t)$, $\mathbf{v}(\mathbf{x}, s) =$

$\mathbf{u}(\mathbf{X}, t)$, we can write

$$\frac{\partial \mathbf{H}}{\partial s} + (\mathbf{v} \cdot \nabla)\mathbf{H} - S H_1\mathbf{e}_2 = (\mathbf{H} \cdot \nabla)\mathbf{v},$$

$$\text{with } \nabla \cdot \mathbf{v} = 0, \quad \nabla \cdot \mathbf{H} = 0, \quad (6)$$

where $\nabla = \frac{\partial}{\partial \mathbf{x}} - S s \mathbf{e}_1 \frac{\partial}{\partial x_2}$ is a time dependent operator.

The Cauchy solution to the above equation can be written as

$$H_i(\mathbf{x}, t) = \gamma_{ij}(s)\mathcal{J}_{jk}(\mathbf{x}_0, s)H_k(\mathbf{x}_0, t_0) \quad (7)$$

where we need to substitute for \mathbf{x}_0 , the initial position of the particle in terms of its final position \mathbf{x} by inverting the trajectory $\mathbf{x} = \mathbf{x}(\mathbf{x}_0, s)$. The Jacobian is given by (see paper I for further details)

$$\mathcal{J}_{ij} = \frac{\partial x_i}{\partial x_{0j}} = \delta_{ij} + \int_0^s \left(\frac{\partial v_i}{\partial x_{0j}} - S s' \delta_{i2} \frac{\partial v_1}{\partial x_{0j}} \right) ds'. \quad (8)$$

We can write the evolution of the magnetic field in the general interval $[(n-1)\tau, n\tau]$ as,

$$H_i(\mathbf{x}, n\tau) = \gamma_{ij}(\tau)\mathcal{J}_{jk}(\mathbf{x}_0, \tau)H_k(\mathbf{x}_0, (n-1)\tau) \quad (9)$$

owing to the fact that velocity fields are assumed to be independent in each renovating interval. Here we have considered t_0 and t as the time $(n-1)\tau$ and $n\tau$, respectively for each interval. We define the Fourier transform for the average of magnetic field $\langle H_i(\mathbf{x}, n\tau) \rangle$ in terms of the shearing waves as

$$\tilde{H}_i(\mathbf{k}, n\tau) = \int \langle H_i(\mathbf{x}, t) \rangle \exp[-i\mathbf{K}_{n-1} \cdot \mathbf{x}] d^3x \quad (10)$$

where $\mathbf{K}_{n-1} = [k_1 - (n-1)S\tau k_2, k_2, k_3]$ is the initial wavevector at time $(n-1)\tau$ (see Sridhar & Singh (2010); Singh & Sridhar (2011) and paper I for details) and \mathbf{k} is the wavevector at time $t = 0$, i.e., when $\mathbf{k} = \mathbf{K}_0$. We obtain the Fourier mode of the magnetic field by performing the average over the initial randomness of the magnetic field and statistical ensemble of the velocity field,

$$\tilde{H}_i(\mathbf{k}, n\tau) = \mathcal{G}_{ik}(\mathbf{K}_{n-1}, \tau)\tilde{H}_k(\mathbf{k}, (n-1)\tau), \quad (11)$$

where

$$\mathcal{G}_{ik}(\mathbf{K}_{n-1}, \tau) = \left\langle \gamma_{ij}(\tau)\mathcal{J}_{jk}(\mathbf{x}_0, \tau) e^{-i\mathbf{K}_{n-1} \cdot (\mathbf{x}_0 - \mathbf{x})} \right\rangle \quad (12)$$

is the response tensor for the evolution of mean magnetic field. Since the velocity field statistics are homogeneous in the shearing coordinate \mathbf{x} , the averaging and the response tensor for the magnetic field becomes independent of the spatial coordinates.

Note that, in paper I we have averaged over the velocity statistics of the flow with helicity h held fixed all throughout. But here we attempt to understand the results of Yousef et al. (008b); Brandenburg et al. (2008), where they find mean field dynamo due to non-helical turbulence in shear flow, and therefore, we allow helicity to fluctuate in time with zero mean such that it takes random and independent value in successive intervals of time. Helicity fluctuations are expected to play critical role in driving the shear dynamo. PDFs of α_{ij} as measured in Brandenburg et al. (2008) suggest that the point-wise kinetic helicity does not vanish even though the driving is non-helical. The fact that the shear dynamo operates well below the threshold of

² At least at the larger scale, which are affected by the shear, whereas velocity field at smaller scales may not be much affected by the shear.

fluctuation dynamo (Brandenburg et al. 2008; Yousef et al. 008b) indicates that the process responsible for the growth of mean magnetic field must be kinematic in nature. Earlier theoretical studies on the shear dynamo (Heinemann et al. 2011; Mitra & Brandenburg 2012; Jingade et al. 2018) find growing solutions for the mean magnetic field, i.e., the first moment, only by the process of negative turbulent diffusion – a conclusion similar to that in Kraichnan (1976), but such a negative diffusion is not observed in the numerical studies (Brandenburg et al. 2008; Hughes & Proctor 2009). The challenge remained therefore to explain the dynamo mechanism when diffusion remain positive. We demonstrate this possibility in this work.

Time-scales of variations of fluctuating velocity and kinetic helicity fields need not be same (Kraichnan 1976; Sokolov 1997). Let us assume, in our case, the correlation time of helicity fluctuations is greater than the correlation time of velocity field fluctuations. In renovating flow model being adopted here, the durations of time intervals are fixed, and we consider renovation time of helicity to be an integral multiple of the renovation time of the velocity field, i.e., $\tau_h = m\tau$, where τ is the velocity renovation time, which is same as correlation time of the flow, τ_h is the renovation time of helicity and $m \geq 2$.

Now we will derive the expression for the response tensor incorporating the helicity fluctuations. For the illustration purpose, let us consider $m = 2$ case, we have already obtained the response tensor in Eq. (12) by averaging over the statistics of the velocity field with fixed h . Next, we multiply two copies of those response tensors from the adjacent intervals of time and the final product is averaged over the statistics of the stochastic helicity. Mathematically, we can relate the magnetic field at $n\tau$ to its value at $(n-2)\tau$, in general, $(n-m)\tau$, by employing the double averaging scheme as,

$$\hat{H}_i(\mathbf{k}, n\tau) = \langle \mathcal{G}_{ij}(\mathbf{K}_{n-1}, \tau) \mathcal{G}_{jk}(\mathbf{K}_{n-2}, \tau) \rangle_h \hat{H}_k(\mathbf{k}, (n-2)\tau)$$

where $\mathbf{K}_n = (k_1 - nS\tau k_2, k_2, k_3)$. In general if $\tau_h = m\tau$, we can write magnetic field at $n\tau$ in terms of the magnetic field at $(n-m)\tau$ as,

$$\hat{H}_i(\mathbf{k}, n\tau) = G_{il}(\mathbf{k}, n, m, \tau) \hat{H}_l(\mathbf{k}, (n-m)\tau)$$

where

$$G_{il}(\mathbf{k}, n, m, \tau) = \langle \mathcal{G}_{ij}(\mathbf{K}_{n-1}, \tau) \dots \mathcal{G}_{kl}(\mathbf{K}_{n-m}, \tau) \rangle_h. \quad (13)$$

The magnetic fields will grow if the absolute value of leading eigenvalue of the double-averaged response tensor \hat{G} ($\equiv [G_{il}]$) is greater than unity. The final magnetic field will be the eigenvector corresponding to the leading eigenvalue of the response tensor. If σ is the leading eigenvalue, then the exponential growing exponent is defined as,

$$\lambda = \frac{1}{m\tau} \ln \sigma(\mathbf{k}, n, m, \tau) = \frac{1}{m\tau} \ln |\sigma| + i \frac{\arg(\sigma)}{m\tau}. \quad (14)$$

The real part of the exponent defines the growth rate of the magnetic field, and the cycle period of the dynamo wave is given by the imaginary part of the exponent:

$$\gamma = \frac{1}{m\tau} \ln |\sigma(\mathbf{k}, n, m, \tau)|; \quad P_{cyc} = \frac{2\pi m\tau}{\arg(\sigma)}. \quad (15)$$

3 HELICITY FLUCTUATION WITHOUT SHEAR

In this section, we study the helicity fluctuations without the shear. This was first studied by Kraichnan (1976) in the paradigm of mean-field theory, where he had considered delta correlated α -fluctuations. For strong enough α -fluctuations, the net diffusivity can be negative giving rise to rapid magnetic field growth on all scales, with the small scales growing fastest, a catastrophe for the mean field dynamo. With finite correlation effects naturally incorporated in the renovating flow, we revisit this problem.

The response tensor for the mean magnetic field is obtained for the following velocity field (Eq. (2) without shear)

$$\mathbf{v}(\mathbf{x}, t) = \mathbf{a} \sin(\mathbf{q} \cdot \mathbf{x} + \Psi) + h \mathbf{c} \cos(\mathbf{q} \cdot \mathbf{x} + \Psi) \quad (16)$$

where $\mathbf{q} \cdot \mathbf{a} = \mathbf{q} \cdot \mathbf{c} = 0$ and the relative helicity parameter $h = [-1, 1]$. Note that this is the same velocity field as considered in Gilbert & Bayly (1992). The evolution of the mean-magnetic field in Fourier space is given by Eq. (11),

$$\tilde{H}_i(\mathbf{k}, n\tau) = \mathcal{G}_{ij}(\mathbf{k}, \tau) \tilde{H}_j(\mathbf{k}, (n-1)\tau), \quad (17)$$

where

$$\mathcal{G}_{ij}(\mathbf{k}, \tau) = \delta_{ij} g_0(ka\tau, h) + i \frac{hqa\tau}{2k} \epsilon_{ijk} k_k g_1(ka\tau, h)$$

$$g_0(s, h) = \overline{j_0(s\chi)}; \quad g_1(s, h) = \frac{\overline{j_1(s\chi)}}{\chi} \quad (18)$$

$$\chi = \sqrt{\cos^2 \psi + h^2 \sin^2 \psi} \quad (19)$$

Here j_0 and j_1 are spherical Bessel functions of order zero and one, respectively, and ψ is the angle between \mathbf{k}_\perp and \mathbf{a} (see, Kolekar et al. 2012, for details). The eigenvalues of the response tensor \mathcal{G}_{ij} are

$$\lambda_0 = g_0; \quad \lambda_{\pm} = g_0 \pm \frac{hqa\tau}{2} g_1, \quad (20)$$

and the corresponding eigenvectors are

$$(k_1, k_2, k_3); \quad (-ik_2^2 - ik_3^2, ik_1 k_2 \mp k k_3, ik_2 k_3 \mp k k_2). \quad (21)$$

We can express the response tensor \hat{G} in the diagonal representation as,

$$\hat{G} = PDP^{-1} \quad (22)$$

where D is a diagonal matrix: $D = \text{diag}(\lambda_0, \lambda_+, \lambda_-)$ and P has eigenvectors of \hat{G} (see Eq. (21)) in its columns.

We can use the diagonal form representation given by Eq. (22) to study the helicity fluctuations effect on growth rate, whose renovation time (τ_h) is m times the velocity renovation time: $\tau_h = m\tau$. The double-averaged response tensor \hat{G} given by Eq. (13) can be written as

$$\hat{G} = \langle \hat{G}^m \rangle_h = \langle (PDP^{-1})^m \rangle_h$$

$$= \langle PDP^{-1} PDP^{-1} \dots PDP^{-1} \rangle_h$$

$$= P \langle D^m \rangle_h P^{-1} = P \text{diag}(\langle \lambda_0^m \rangle_h, \langle \lambda_+^m \rangle_h, \langle \lambda_-^m \rangle_h) P^{-1}. \quad (23)$$

The ensuing last simplification occurred because eigenvectors are just the functions of wave vector components \mathbf{k} .

If we consider the symmetric distribution of helicity, in which case, the mean and all the odd moments of helicity are

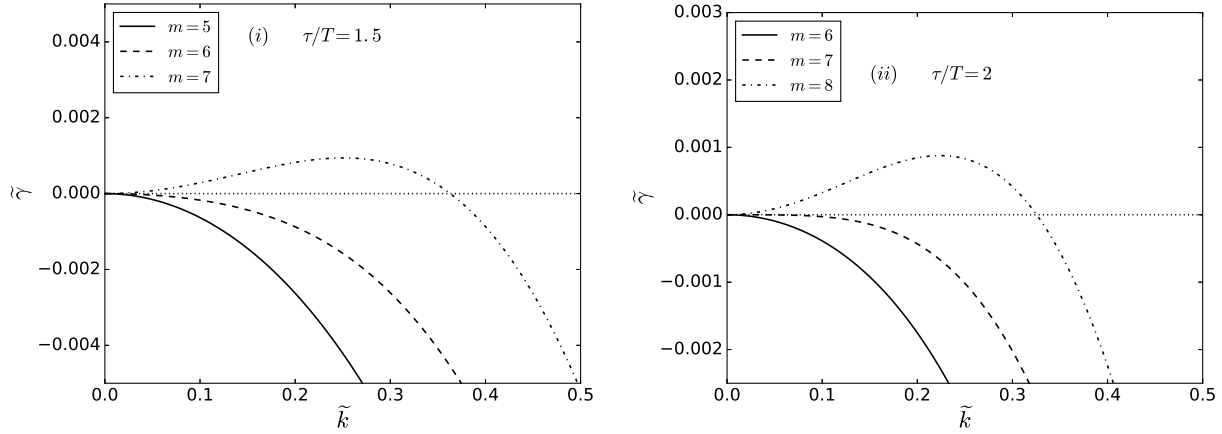


Figure 3. Normalised growth rates versus wavenumber for (i) spiked, and (ii) uniform helicity distributions, where renovation times $\tilde{\tau} = \tau/T$ are 1.5 and 2, respectively.

zero, then for such a distribution we have $\langle \lambda_+^m \rangle_h = \langle \lambda_-^m \rangle_h$. Using this, the magnetic field at $n\tau$ can be related to the magnetic field at $(n-m)\tau$ as,

$$\widetilde{\mathbf{H}}(\mathbf{k}, n\tau) = \langle \lambda_+^m \rangle_h \widetilde{\mathbf{H}}(\mathbf{k}, (n-m)\tau). \quad (24)$$

In deriving the above result, we have used the solenoidality condition for the magnetic field ($\mathbf{k} \cdot \widetilde{\mathbf{H}} = 0$). The growth rate of the mean field is given by (see Eq. (15))

$$\gamma = \frac{1}{m\tau} \ln \langle \lambda_+^m \rangle_h. \quad (25)$$

Now, we consider two specific distribution for helicity-fluctuations: (i) a *spiked distribution* with zero value in the range $(-1, 1)$ and non zero value at 1 and -1 , i.e., $\text{PDF}(h) = \frac{1}{2}([\delta(h+1) + \delta(h-1)])$; and (ii) a *uniform distribution* with constant value $1/2$ in the range $[-1, 1]$. Here onwards, we refer to (i) and (ii) simply as spiked and uniform distribution of helicity, respectively. We use non-dimensional growth rate $\tilde{\gamma} = \gamma T$ where $T = 1/qa$ is a turn over time of the eddy and normalised wavenumber $\tilde{k} = k/q$ in the figures.

In Fig. 3, we have shown the normalized growth rate $\tilde{\gamma}$ as a function of normalized wavenumber \tilde{k} for three different values of helicity renovation time for each of the distributions. For (i) spiked and (ii) uniform helicity distributions, we have chosen the value of turn over time to be $\tau/T = 1.5$ and $\tau/T = 2$, respectively. The net negative diffusion occurs at $m = 7$ for spiked distribution and $m = 8$ for uniform distribution, resulting in the growth of the mean magnetic field in the absence of shear. The largest wavenumbers (smallest scales) have negative growth rates in the finite time correlated helicity fluctuations in both the distribution, thus qualifying for a bonafide large-scale dynamo (see [Jingade et al. 2018](#))³, unlike as in the white-noise α -fluctuations, where largest allowed wavenumbers (smallest allowed length scales) grow fastest as the growth rate increases monotonically with the wavenumber k (see Eq. (31)).

³ Here finite correlation effects of α -fluctuations are incorporated in the double-averaged mean-field equation, and it shows a similar trend as in [Kraichnan \(1976\)](#) when correlation time of α is finite but small in the absence of shear.

Next we will obtain the threshold values for m which lead to negative diffusion.

3.1 Comparison with [Kraichnan \(1976\)](#)

Let us derive the expressions for α and η_t from Eq. (20) in the limit of small renovation times, such that $ka\tau \ll 1$, which may be thought of as a long wavelength limit at fixed τ ([Kolekar et al. 2012](#)). Expanding Eq. (20) upto second order in the dimensionless quantity $ka\tau$ we have,

$$\lambda_{\pm} = 1 - \frac{(ka\tau)^2 \langle \chi^2 \rangle}{6} \mp \frac{(ka\tau)(qa\tau)h}{6} \quad (26)$$

The growth rate is given by $\gamma_{\pm} = (1/\tau) \ln \lambda_{\pm}$. It is convenient to express the transport coefficients in terms of a quantity

$$\eta = \frac{a^2\tau}{3}, \quad (27)$$

which has the dimensions of the diffusion coefficient. In the limit of $ka\tau \ll 1$ we obtain

$$\gamma_{\pm} = -\eta_t k^2 \pm \alpha k \quad (28)$$

$$\text{where } \alpha = -\frac{\eta_0 qa\tau h}{2}; \quad \eta_t = \frac{\eta_0}{4}(1+h^2). \quad (29)$$

To make a comparison with [Kraichnan \(1976\)](#) who essentially assumed delta-correlated-in-time α -fluctuations⁴ ([Sridhar & Singh 2014](#)), we first expand the eigenvalue $\langle \lambda_+^m \rangle_h$ for double-averaged mean magnetic field upto $O(ka\tau)^2$:

$$\langle \lambda_+^m \rangle_h = 1 - \frac{m}{6}(ka\tau)^2 \langle \chi^2 \rangle_h + \frac{m(m-1)}{72}(ka\tau)^2 (qa\tau)^2 \langle h^2 \rangle_h \quad (30)$$

Then the growth rate γ as given by Eq. (25) can be written explicitly in the limit $ka\tau \ll 1$ as

⁴ Delta-correlated-in-time or the so-called *white-noise* regime may also be thought of as a limit in which η_{t0} approaches a fixed nonzero value as $\tau \rightarrow 0$.

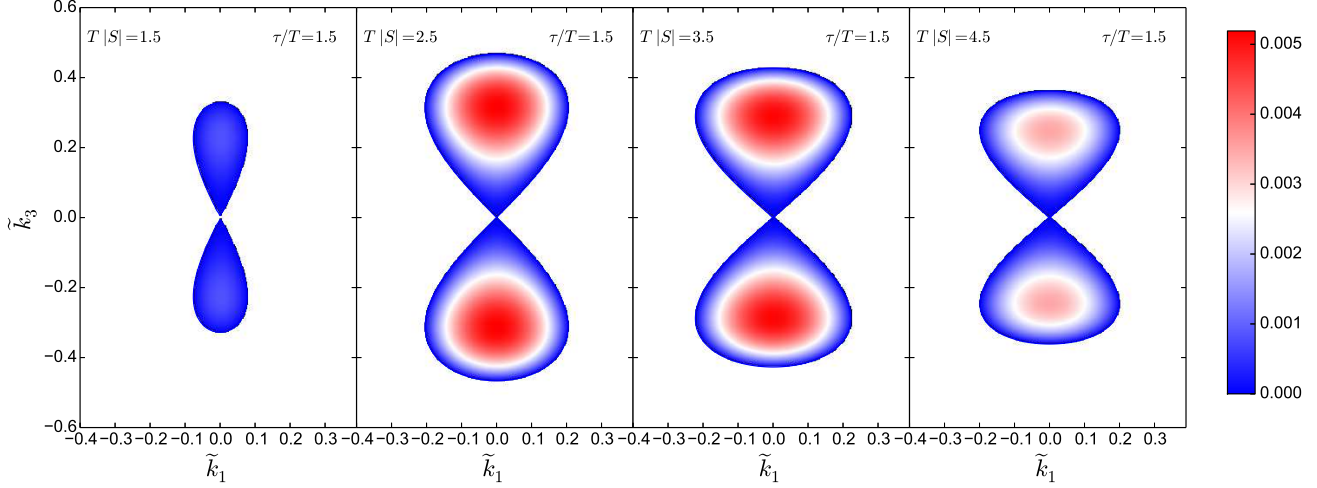


Figure 4. Contour plots of the normalized growth rate $\tilde{\gamma}$ for axisymmetric mode ($k_2 = 0$) in the k_1 - k_3 plane, in case of spiked helicity distribution with $m = 3$; shear strength increases from left to right.

$$\gamma = - \left(\langle \eta_t \rangle_h - \langle \alpha^2 \rangle_h \frac{(m-1)\tau}{2} \right) k^2 \quad (31)$$

$$\text{where } \langle \eta_t \rangle_h = \frac{\eta_0}{4} (1 + \langle h^2 \rangle_h)$$

$$\text{and } \langle \alpha^2 \rangle_h = \left(\frac{\eta_0 q}{2} \right)^2 \langle h^2 \rangle_h, \quad (32)$$

where η_0 is defined in Eq. (27). Since helicity renovates after every $m\tau$, the transport coefficients α and η_t , as given in Eq. (29), also fluctuate in time. Therefore we have defined the average of them over the helicity fluctuations. The dispersion relation in Eq. (31) is similar to the one obtained in Kraichnan (1976) for delta correlated α -fluctuations. The second term in the dispersion relation is non-zero, only when $m > 1$, i.e., when helicity correlation time exceeds the velocity correlation time. This causes reduction in the net turbulent diffusion, and mean magnetic fields can grow exponentially if net diffusion becomes negative. The strength of the second term is directly proportional to the strength of the helicity fluctuations as well as the correlation time of the helicity fluctuations, as may be seen from Eq. (32).

From Eq. (31), we can determine the condition on m , so that it would lead to net negative diffusion as:

$$m - 1 > \frac{12 \langle \chi^2 \rangle_h}{(qa\tau)^2 \langle h^2 \rangle_h}. \quad (33)$$

For $h = \pm 1$ (spiked distribution) and $qa\tau = 1.5$, we have $\langle \chi^2 \rangle_h = 1$, yielding $m > 6$, i.e., if the helicity renovation time is more than six times the velocity renovation time, then it leads to the negative diffusion, triggering the mean-field dynamo instability.

Similarly, for uniform distribution of helicity in the range $[-1, 1]$ and $qa\tau = 2$, we have $\langle \chi^2 \rangle_h = 2/3$ and $\langle h^2 \rangle_h = 1/3$, in which case, $m > 7$ for negative diffusion to occur; Fig. 3. In the next section, we will explore the case with shear where we focus on the regime when the value of m is below its threshold value for negative diffusion, by consid-

ering $m < 6$ and $m < 7$ for spiked and uniform distributions of helicity fluctuations, respectively.

4 HELICITY FLUCTUATION WITH SHEAR

All the important relations to study the dynamo action for large-scale magnetic fields due to zero-mean helicity fluctuations in presence of shear is derived in Section (2.2). The response tensor, as given in Eq. (13), governs the evolution of the mean magnetic field, and its eigenvalues provide the growth rate and cycle period of the dynamo (see Eq. (15)). To determine the double-averaged response tensor \hat{G} , given in Eq. (13), we have to first obtain the response tensor \hat{G} of Eq. (12) which includes contributions from the shearing plane waves (Eq. (2)). The averaging over the phase Ψ of the wave could be performed analytically (see Kolekar et al. 2012; Jingade & Singh 2020, for details), providing,

$$\mathcal{G}_{ij}(\mathbf{K}, \tau) = \gamma_{il}(\tau) \left\langle \delta_{lj} J_0(\Delta) - ih \frac{q_j [\mathbf{K} \times (\tilde{\mathbf{a}} \times \tilde{\mathbf{c}})]_l}{\Delta} J_1(\Delta) \right\rangle_{\mathbf{q}, \mathbf{a}} \quad (34)$$

where

$$\tilde{\mathbf{a}}(t, \mathbf{q}) = \int_{(n-1)\tau}^{n\tau} [\mathbf{A} - S(t-t_0)A_1 \mathbf{e}_2] dt, \quad (35)$$

$$\tilde{\mathbf{c}}(t, \mathbf{q}) = \int_{(n-1)\tau}^{n\tau} [\mathbf{C} - S(t-t_0)C_1 \mathbf{e}_2] dt, \quad (36)$$

and $\Delta = \sqrt{(\mathbf{K} \cdot \tilde{\mathbf{a}})^2 + h^2 (\mathbf{K} \cdot \tilde{\mathbf{c}})^2}$; J_0 and J_1 are Bessel functions of order zero and one, respectively. Here \mathbf{K} is the magnetic field wavevector at time $(n-1)\tau$, i.e., $\mathbf{K}_{n-1} = [k_1 - S\tau(n-1)k_2, k_2, k_3]$. The averaging over the direction of the initial wavevector \mathbf{q} and initial amplitudes \mathbf{a} and \mathbf{c} is performed numerically; the algorithm to perform the averages is given in the Appendix B. The term that is relevant for the dynamo action is the second term in Eq. (34), because $J_0(y) \leq 1, \forall y$. If $h = 0$, i.e., strictly non-helical case when the helicity vanishes point-wise, then there is no mean-field

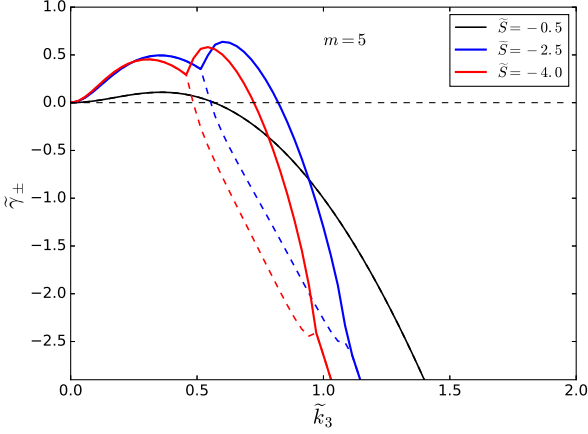


Figure 5. Growth rates corresponding to the two eigenvalues as functions of the vertical wavenumber k_3 , for three choices of shear rate S . Bold (dashed) curves represent $\tilde{\gamma}_+$ ($\tilde{\gamma}_-$). Here we have considered the uniform helicity distribution in the range $[-1, 1]$.

dynamo. Even if we allow for the symmetric helicity fluctuations at this point, second term vanishes because it is odd in h . Therefore, even in the presence of shear, for $m = 1$ case, i.e., when the fluctuation time-scales of helicity and velocity are the same, there is no mean-field dynamo action, a conclusion which is similar to the case when shear is absent; see also Eq. (31). Hence we obtain the double-averaged response tensor \hat{G} given in Eq. (13) for the case $m > 1$.

As we have seen in the § 3 of paper I, if the eigenvalue of the response tensor depends on the particular interval, i.e., if it depends on n , then we had concluded that the non-axisymmetric mode of the magnetic field will decay eventually. Physically, it means that the wavevector \mathbf{K}_n will increase in time as the magnetic field is evolved across the intervals, creating thus the smaller scale magnetic structures which ultimately decay by turbulent diffusion. The situation is similar in this case too with fluctuating helicity, and therefore, from now onwards we set $k_2 = 0$, and investigate the behaviour of only the axisymmetric dynamo.

In Fig. 4, we show the normalized growth rate ($\tilde{\gamma}$) in the $k_1 - k_3$ plane with $k_2 = 0$. Shear strength is increased from left to right while keeping the turnover time as fixed ($\tau/T = 1.5$). The positive growth rate region is referred to as a dynamo region – a region enclosed within the outermost blue contours. The plots are for spiked helicity distribution ($h = \pm 1$) with $m = 3$, as we have verified that this is the minimum value of m that is needed to trigger the dynamo instability, and it is well below the threshold ($m = 6$) for the negative diffusion. Thus, we find the possibility of mean-field dynamo action without the need for negative diffusion of the magnetic field. The dynamo region first expands as shear increases but then it begins to shrink as shear is enhanced further; this nature revealing the dynamo quenching at very strong shear becomes more apparent in Fig. 7. As may be seen from the contour plots of Fig. 4, the maximum growth occurs on the line $k_1 = 0$, and the dynamo region is symmetric about $k_3 = 0$. Therefore, we set $k_1 = 0$ as well, without any loss of generality, and henceforth study the one-dimensional modes of dynamo along the positive values of

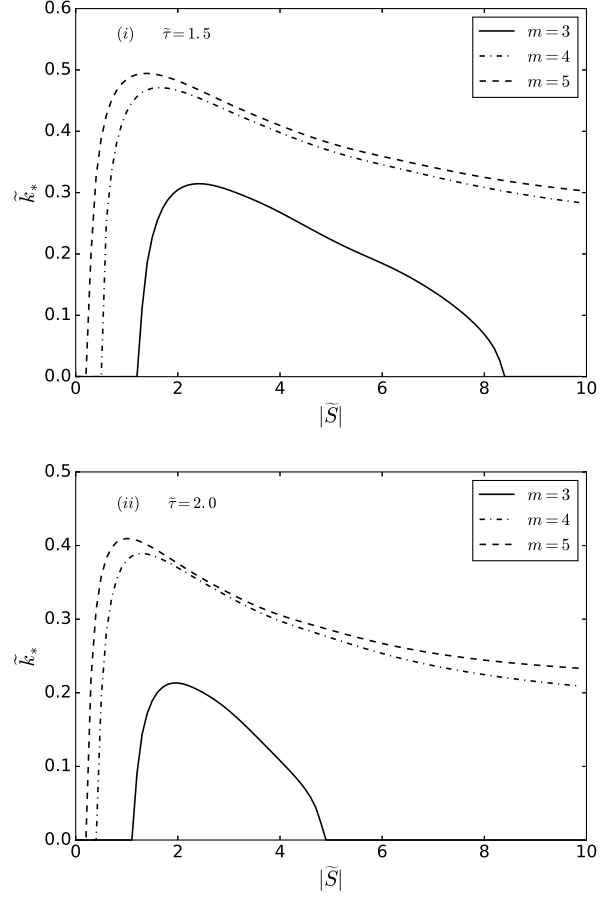


Figure 6. Shear dependence of maximally growing wavenumber \tilde{k}_* for spiked (top) and uniform (bottom) helicity distributions, with $\tilde{\tau}$ being 1.5 and 2, respectively.

k_3 ; this is equivalent to taking the $X_1 - X_2$ spatial average, normally used in numerical works.

In Fig. 5, we show the growth rates obtained from both the eigenvalues of the double-averaged response tensor, Eq. (13), for the case of uniform helicity distribution with $m = 5$. We have chosen three different values of shear strengths. At $\tilde{S} = -0.5$, both the eigenvalues are same for symmetric helicity distribution, but, as shear increases we see a bifurcation of the eigenvalues at certain wavenumber k_3 , and the corresponding eigenvalues overlap again when k_3 is sufficiently large; see, e.g., dashed and solid red (or blue) curves in Fig. 5. This bifurcation in eigenvalues is likely due to the artificial nature of the renovating flows, where we had assumed that the velocity field across the successive intervals are independent of each other, which destroys the continuous time-translational symmetry and makes it discrete over the times $n\tau$ with $n = 1, 2, 3, \dots$. Therefore, to compute the maximum growth rates and the corresponding maximally growing wavenumber, denoted by k_* , we focus on the peak which is before the bifurcation, where both the eigenvalues have same value.

Fig. 6 shows the normalised wavenumber corresponding to the fastest growing mode, denoted by k_* , as a function of shear. The maximum wavenumber k_* varies non-monotonically with the shear $|S|$, when the renovation time

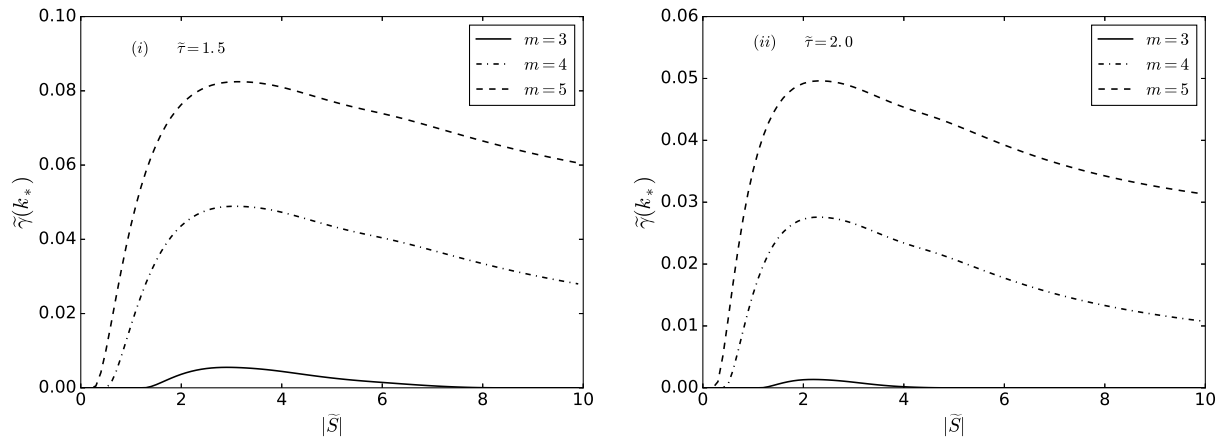


Figure 7. Shear dependence of normalized growth rate $\tilde{\gamma}(k_*)$ for spiked (left) and uniform (right) helicity distributions, with $\tilde{\tau}$ being 1.5 and 2, respectively.

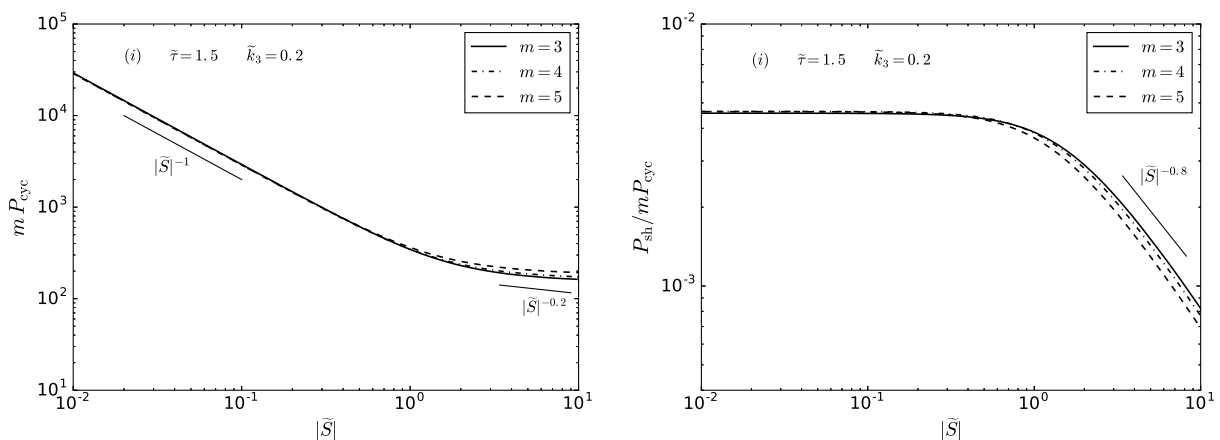


Figure 8. Shear dependence of scaled cycle period of the dynamo wave (left), and normalised ratio $P_{\text{sh}}/mP_{\text{cyc}}$ (right), at fixed $k_3 = 0.2$ and $\tilde{\tau} = 1.5$; $P_{\text{sh}} = 1/|S|$.

τ is comparable to the eddy turnover time T . This is similar to the trend observed for fixed helicity case in Paper I. The left hand panel of the figure is plotted for (i) spiked helicity distribution with renovation time $\tau = 1.5T$ and the right hand panel is for (ii) uniform helicity distribution with $\tau = 2.0T$. For both the plots, we have considered three different values of m , all below the threshold for negative diffusion of the mean magnetic field. The mean field grows maximally at scales greater than the eddy scale $1/q$ for whole range of shear value considered. This qualifies for the bonafide large-scale dynamo for symmetric helicity distribution with zero mean without any negative diffusion.

Now let us look at the dependence of growth rate on the shear. We saw that the wavenumber corresponding to the fastest growing mode is itself a function of shear. In Fig. 7, we show the growth rate γ at k_* as a function of shear. Interestingly, the growth rate shows a non-monotonic behaviour with respect to the shear strength $|S|$, for both the helicity distributions; spiked (uniform) distribution with renovation time $\tau = 1.5T$ ($\tau = 2.0T$). Here, the growth rate increases linearly with shear strength $|S|$, it reaches a maximum before it starts to decrease when shear is too

strong. This trend is seen in all three different curves plotted for renovation time of helicity fluctuations in the range $3T \leq m\tau \leq 5T$. Linear variation with shear for moderate shear strengths is observed in previous numerical studies on the shear dynamo (Yousef et al. 008b; Singh & Jingade 2015). In light of the present work, this suggests that the cause of dynamo in those simulation could be helicity fluctuations coupled with large-scale shear. When $0 \leq |S| \leq 3$, slopes of the curves in Fig. 7 depend strongly on the correlation time of helicity fluctuations, with slopes increasing as the value of m is made larger. Yousef et al. (008b) noted that the proportionality constant in the relation $\gamma \propto |S|$ is neither the function of fluid nor the magnetic Reynolds numbers. This would be consistent with our findings in this paper where the slope is quite sensitive to the helicity correlation time.

Cycle period of the dynamo wave, as obtained from Eq. (15), is shown in Fig. 8, where, for illustrative purposes, we just consider the case of spiked helicity distribution. Interestingly enough, if we plot mP_{cyc} for a fixed vertical wavenumber ($\tilde{k}_3 = 0.2$) versus the shear strength

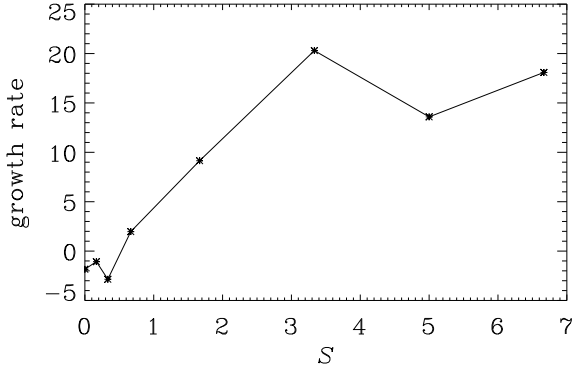


Figure 9. Plot of large-scale magnetic field growth rate obtained at box scale versus shearing rate from Hughes & Proctor (2009)©APS. Reprinted with permission.

$|S|$ (left panel of Fig. 8), different curves corresponding to the different values of m collapse on top of each other. At the smaller value of shear, $m P_{\text{cyc}} \sim |S|^{-1}$ and as shear strength increases the slope decreases to $|S|^{-0.2}$. This becomes even more apparent as we plot the ratio $P_{\text{sh}}/m P_{\text{cyc}}$, where $P_{\text{sh}} = 1/|S|$, as a function of shear strength in the right hand panel of Fig. 8. Thus our model yields, for a dimensionless quantity $1/m P_{\text{cyc}}|S|$, a scaling behaviour of (a) $|S|^0$, that is independent of shear, at weak shear, and (b) $|S|^{-0.8}$ for stronger values of shear.

5 DISCUSSION

Figure 9, taken from Hughes & Proctor (2009), shows the shear dependence of dynamo growth rate, calculated at the scale of the box, from a setup of stratified convective slab with rotation vector pointing vertically and shear in the horizontal plane. The α -effect in their system is sub-critical to trigger the dynamo, as may also be seen by the negative growth rate for zero shear in Figure 9. Although their system is different from ours, it is shown (Cattaneo & Hughes 2006; Tobias et al. 2008; Hughes & Proctor 2009) that shear could be more important component to generate the LSD than the combined effect of stratification and rotation.

In Figure 10, we show the normalised growth rate as a function of shear $|S|$ for a fixed wavenumber. Note that the growth rates are scaled differently in simulation. Nevertheless, we observe a similar qualitative trend in both these figures: growth rates are negative at zero shear, indicating that there is no negative diffusion; positive growth rates are obtained when shear becomes stronger than some threshold shear rate, beyond which these increase linearly with shear upto some shear rate, before showing saturation for higher value of shear. In our case, the threshold is a function of helicity correlation time ($m\tau$) and $m = 4$ case matches with the threshold in Figure 9. At very strong shear, we observe dynamo quenching in Figure 10, which is likely due to the quasi-two-dimensionalization of the stochastic flow, as the u_1 component is expected to be rapidly sheared out when shear becomes too large; see Figure 2, and Appendix A for the relevant anti-dynamo theorem.

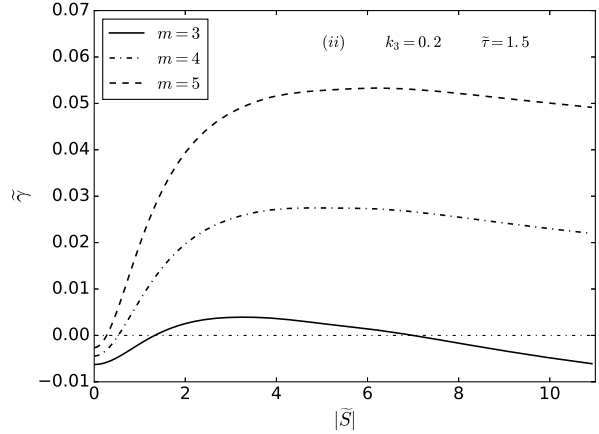


Figure 10. Plot of growth rate as a function of shear strength for fixed value of wavenumber.

Most studies on the mean-field dynamos employ either ensemble or spatial/temporal averages. Hoyng (1988) showed that the spatial or temporal averages obey Reynolds rules only approximately where the error is proportional to the correlation time of the turbulence. This error appears as a forcing term in the mean-field equation causing fluctuations in the transport coefficients. In solar context, Hoyng (1993) argued that the fluctuation in α is of the order $\sim u_0/\sqrt{N}$, where u_0 is the turbulent velocity and N is the number of convective cells over which averaging is performed.

Fluctuations in transport coefficients could have more fundamental origin, regardless of the averaging scheme. Kraichnan (1976), for example, reported the possibility of a reduction in the turbulent diffusion due to the presence of α fluctuations, which in this case originate because of fluctuations in the kinetic helicity of the turbulent flow; see Eq. (31) and note that sufficiently strong α fluctuations can, in principle, trigger a dynamo by making the turbulent diffusion as negative. The kind of fluctuations in the transport coefficient as discussed in Hoyng (1988) are due to the non-equivalence of the spatial/temporal averages with ensemble averaged fields. However, in the present work we have shown the growth of the ensemble averaged mean-field, therefore, such fluctuations are, by definition, absent in our work.

In this work, the helicity fluctuations are the source of fluctuations in the transport coefficients. Starting from the induction equation, we obtained the Kraichnan's equation for mean-field in the case of zero shear and make comparisons in Section (3.1). Kraichnan (1976) considered a special type of turbulence which he called as *non-normal turbulence* where helicity fluctuates over times that are longer than the velocity correlation times. In any turbulent system, derived quantities, such as the kinetic helicity, are also expected to show fluctuations, possibly over times different from those of the velocity fields. As the horizontal averages are routinely employed in numerical works (e.g. Brandenburg et al. 2008; Bendre et al. 2020), both types of fluctuations described above are expected to be present and they could contribute to the measurements of the transport coefficients and their fluctuations. It may be useful to separate the contributions arising from the more fundamental origin in terms of helicity

ity fluctuations. Moreover, it is important to quantify the time scale separation between velocity and helicity correlation times in the future numerical works, as this non-normal turbulence discussed in Kraichnan (1976) could indeed play a critical role in the operation of the shear dynamo.

6 CONCLUSIONS

We have studied the effects of zero-mean helicity fluctuations that are distributed symmetrically about zero on the growth of large-scale magnetic field in presence of a background linear shear flow. To study this, we have extended the renovating flow of (Gilbert & Bayly 1992) to include the shear as well as the helicity fluctuations whose renovation time (τ_h) is different from that of the velocity renovation time (τ). Single helical waves, that are also the exact solutions to the Navier-Stokes equation, were chosen in our model. Anisotropic effects of shear are thus self-consistently included in the random renewing flow, and as a result, also on the transport properties. One of the amplitudes of the velocity, the A_1 component, that is in the direction of linear variation of the shear (i.e., perpendicular to the direction of the shear), is continuously sheared to produce the other two components, thus making the flow quasi-two dimensional at strong shear, which has serious implication for dynamo action due to the anti-dynamo theorem discussed in Appendix A.

For the velocity field, we consider the same ensemble which was used in the paper I. Following Kraichnan (1976); Sokolov (1997), we employ here a double-averaging scheme to determine the evolution of mean magnetic field: (i) first the averaging is performed over the parameters of the velocity which take random values in different renovating intervals of length τ , and (ii) then over the realizations of the kinetic helicity which is allowed to vary over the interval of $m\tau$, where $m \geq 2$. Thus, the response tensor, also called the Green's function, which maps the magnetic field from $(n-m)\tau$ to $n\tau$, is obtained. Its eigenvalues determine the dispersion relation, from which the growth rate (γ) and the cycle period (P_{cyc}) of the mean-field dynamo wave are determined.

For the case of zero shear, we obtained the threshold values of m (i.e., τ_h/τ), such that, the larger values make the turbulent diffusion negative, leading to the growth of mean magnetic field⁵. By expanding the response tensor to $O(ka\tau)^2$ in the limit of small correlation time, i.e., when $ka\tau \ll 1$, we derived the dispersion relation and obtained explicit expressions for the transport coefficients. These results are in agreement with Kraichnan (1976), where dynamo is possible only by the process of negative turbulent diffusion, i.e., when helicity fluctuations are sufficiently strong.

We then studied more general case with finite shear and $m \geq 2$, i.e., when the helicity correlation times are longer than that of the velocity field, which is taken to be on the order of the eddy turnover time T . This work thus further generalizes the work of Jingade et al. (2018) to include the

non-local effects with memory and, in a sense, role of tensorial α -fluctuations, by self-consistently incorporating the effect of shear on the stochastic velocity and helicity fields.

Non-axisymmetric modes ($k_2 \neq 0$) of mean-field dynamo decay eventually as $t \rightarrow \infty$, just like in the case of fixed helicity studied in paper I. Therefore, we focus on the axisymmetric ($k_2 = 0$) mean-field dynamo and list our notable findings in the following:

(a) The challenge was to show the growth of magnetic field in shearing flows with helicity fluctuations that are distributed symmetrically about zero, *without any negative turbulent diffusion* of mean magnetic field. We found the growing dynamo solutions for m which were well below the threshold for negative diffusion; the threshold was determined in Section (3) for the case of zero shear. By choosing two types of zero-mean helicity distributions, called spiked and uniform, we found, in both cases, that the minimum time scale separation needed to trigger the dynamo is $m = \tau_h/\tau = 3$. Minimum value of the shear rate S needed for the dynamo action decreases as we increase m ; see Fig. 7.

(b) Growth rate corresponding to the fastest growing mode, $\gamma(k_*)$, and the fastest growing wavenumber, k_* , show non-monotonic behaviour with $|S|$, for both types of helicity distributions, when velocity renovation times are on the order of the eddy turnover times. At small shear, the growth rate shows a linear trend, i.e., $\gamma \sim |S|$, but in strong shear regime, it starts to decrease as $|S|^{-0.4}$. The dynamo is thus quenched for sufficiently strong values of shear. This may be understood in terms of rapid quasi two-dimensionalization of the flow \mathbf{u} within each renovation time interval, when shear becomes too large, as in this case the u_1 component is expected to approach zero as $|S| \rightarrow \infty$; see Fig. 2 and note that such flows cannot support a dynamo due to the *anti-dynamo theorem* discussed in Appendix A.

(c) The growth rate γ first increases with wavenumber k , and becomes negative at sufficiently large wavenumbers after it reaches a maximum. For the whole range of shear strengths that we explored, the fastest growing scale (k_*^{-1}) is always found to be larger than the injection scale (q^{-1}) of the fluid kinetic energy, thus enabling a bonafide large-scale dynamo.

(d) Dynamo cycle period P_{cyc} scales with shear rate as $P_{\text{cyc}} \propto |S|^{-1}$ at weak shear, with its dependence becoming shallow at large $|S|$. It thus shows a qualitatively similar trend as we saw in case of fixed kinetic helicity (Jingade & Singh 2020). Different curves for various choices of m collapse on top of each other when we plot mP_{cyc} as function of $|S|$, indicating that at fixed shear, $P_{\text{cyc}} \propto 1/m$.

Our model, which includes memory effects and the influence of shear also on the stochastic flow in a self-consistent manner, is successful in predicting a linear scaling for the dynamo growth rate with shear at small values of shear rates, purely by temporal fluctuations in the kinetic helicity that are weak enough to avoid any negative turbulent diffusion. This scaling relation is in agreement with earlier numerical works which are able to explore only moderate shear strengths (see, e.g., Brandenburg et al. 2008; Yousef et al. 2008b; Singh & Jingade 2015). Another important prediction

⁵ This is same as the strong α -fluctuations discussed in Sridhar & Singh (2014); Jingade et al. (2018).

that the dynamo is quenched when shear is too large also appears to be a reasonable expectation. Key assumption in this model is that $\tau_h > \tau$, i.e., the kinetic helicity varies over times that are slower as compared to the stochastic velocity field. It is known that the correlation times in turbulent flows are, in general, scale dependent, and it is indeed likely that $\tau_h(k) > \tau(k)$, at least for a range of values of k in the anisotropic turbulence created in background rotating and shearing flows, which may be enough to trigger an LSD as predicted in this work. Determining these correlations times and their scale dependence to assess the magnitude of time-scale separations will be quite important to further understand the shear dynamos.

REFERENCES

- Bendre A. B., Subramanian K., Elstner D., Gressel O., 2020, *Monthly Notices of the Royal Astronomical Society*, 491, 3870
- Brandenburg A., Rädler K.-H., Rheinhardt M., Käpylä P. J., 2008, *Astroph. J.*, 676, 740
- Brandenburg A., Subramanian K., 2005, *Phys. Rep.*, 417, 1
- Cattaneo F., Hughes D. W., 2006, *Journal of Fluid Mechanics*, 553, 401
- Childress S., Gilbert A. D., 1995, *Lecture Notes in Physics Monographs*, 37
- Du Y., Ott E., 1993, *Journal of Fluid Mechanics*, 257, 265
- Elperin T., Kleeorin N., Rogachevskii I., 2003, *Physical Review E*, 68, 016311
- Gilbert A. D., Bayly B. J., 1992, *Journal of Fluid Mechanics*, 241, 199
- Goldreich P., Lynden-Bell D., 1965, *Monthly Notices of the Royal Astronomical Society*, 130, 125
- Han J. L., 2017, *Annual Review of Astronomy and Astrophysics*, 55, 111
- Heinemann T., McWilliams J., Schekochihin A., 2011, *Physical review letters*, 107, 255004
- Hori K., Yoshida S., 2008, *Geophysical and Astrophysical Fluid Dynamics*, 102, 601
- Hoyng P., 1988, *The Astrophysical Journal*, 332, 857
- Hoyng P., 1993, *Astronomy and Astrophysics*, 272, 321
- Hughes D. W., Proctor M. R. E., 2009, *Phys. Rev. Lett.*, 102, 044501
- Jingade N., Singh N. K., 2020, *Monthly Notices of the Royal Astronomical Society*, 495, 4557
- Jingade N., Singh N. K., Sridhar S., 2018, *Journal of Plasma Physics*, 84, 735840601
- Käpylä M. J., Vizoso J. Á., Rheinhardt M., Brandenburg A., Singh N. K., 2020, *The Astrophysical Journal*, 905, 179
- Käpylä P. J., Mitra D., Brandenburg A., 2009, *Physical Review E*, 79, 016302
- Kleeorin N., Rogachevskii I., 2003, *Phys. Rev. E*, 67, 026321
- Kolekar S., Subramanian K., Sridhar S., 2012, *Physical Review E*, 86, 026303
- Kolokolov I. V., 2017, *Journal of Physics A: Mathematical and Theoretical*, 50, 155501
- Kraichnan R. H., 1976, *Journal of Fluid Mechanics*, 75, 657
- Krause F., Rädler K.-H., 1980, *Mean-Field Magnetohydrodynamics and Dynamo Theory*. Pergamon
- McWilliams J. C., 2012, *Journal of Fluid Mechanics*, 699, 414
- Mitra D., Brandenburg A., 2012, *Monthly Notices of the Royal Astronomical Society*, 420, 2170
- Moffatt H. K., 1978, *Field Generation in Electrically Conducting Fluids*. Cambridge University Press
- Moffatt H. K., 1983, *Reports on Progress in Physics*, 46, 621
- Parker E. N., 1979, *Cosmical Magnetic Fields: Their Origin and Their Activity*. Oxford University Press
- Richardson K., Proctor M., 2012, *Monthly Notices of the Royal Astronomical Society: Letters*, 422, L53
- Rogachevskii I., Kleeorin N., 2008, *Astronomische Nachrichten*, 329, 732
- Ruzmaikin A., Shukurov A., Sokoloff D., 1988, *Magnetic Fields of Galaxies*. Kluwer Acad. Publ.
- Silant'ev N. A., 2000, *Astronomy and Astrophysics*, 364, 339
- Singh N. K., 2016, *Journal of Fluid Mechanics*, 798, 696
- Singh N. K., Jingade N., 2015, *The Astrophysical Journal*, 806, 118
- Singh N. K., Sridhar S., 2011, *Physical Review E*, 83, 056309
- Singh N. K., Sridhar S., 2017, *Eur. Phys. J. Plus*, 132, 403
- Sokolov D. D., 1997, *Astronomy Reports*, 41, 68
- Squire J., Bhattacharjee A., 2015, *Physical review letters*, 115, 175003
- Sridhar S., Singh N. K., 2010, *Journal of Fluid Mechanics*, 664, 265
- Sridhar S., Singh N. K., 2014, *Monthly Notices of the Royal Astronomical Society*, 445, 3770
- Sridhar S., Subramanian K., 2009a, *Physical Review E*, 79, 045305
- Sridhar S., Subramanian K., 2009b, *Physical Review E*, 80, 066315
- Tobias S. M., Cattaneo F., 2008, *Journal of Fluid Mechanics*, 601, 101
- Tobias S. M., Cattaneo F., Brummell N. H., 2008, *The Astrophysical Journal*, 685, 596
- Vishniac E. T., Brandenburg A., 1997, *The Astrophysical Journal*, 475, 263
- Yousef T., Heinemann T., Rincon F., Schekochihin A., Kleeorin N., Rogachevskii I., Cowley S., McWilliams J., 2008a, *Astronomische Nachrichten*, 329, 737
- Yousef T., Heinemann T., Schekochihin A., Kleeorin N., Rogachevskii I., Isakov A., Cowley S., McWilliams J., 2008b, *Physical review letters*, 100, 184501
- Zel'dovich Y. B., 1956, *Sov. Phys. JETP*, 4, 460

APPENDIX A: ANTI-DYNAMO THEOREM IN SHEARING FLOWS

As we have seen in this section § 2.1 and also in Fig. 2, the first component (component in the direction of X_1) of the turbulent velocity field \mathbf{u} is sheared out by the mean flow given by $SX_1\mathbf{e}_2$. The question we are interested in, can we extend the anti-dynamo theorem of Zel'dovich (1956) to the velocity field $\mathbf{u} = (0, u_2, u_3)$, where $u_2 = u_2(x_1, x_2, x_3, t)$, with the background shear flow? The induction equation with the background shear flow is given by

$$\left(\frac{\partial}{\partial t} + SX_1\frac{\partial}{\partial X_2}\right)\mathbf{B} + (\mathbf{u} \cdot \nabla)\mathbf{B} - S B_1\mathbf{e}_2 = (\mathbf{B} \cdot \nabla)\mathbf{u} + \eta\nabla^2\mathbf{B}. \quad (\text{A1})$$

The equation for the B_1 component can be separated out as,

$$\left(\frac{\partial}{\partial t} + SX_1\frac{\partial}{\partial X_2}\right)B_1 + (\mathbf{u} \cdot \nabla)B_1 = \eta\nabla^2B_1 \quad (\text{A2})$$

The Eq. (A2) resembles the advection-diffusion equation for the scalar. If we assume that the magnetic field vanishes at infinity, we can write the above equation as

$$\frac{\partial}{\partial t} \int \frac{1}{2}B_1^2 dV + \int \nabla \cdot [\frac{1}{2}(SX_1\mathbf{e}_2 + \mathbf{u})B_1^2] dV = \eta \oint \frac{1}{2}\nabla(B_1)^2 \cdot d\mathbf{S} - \eta \int |\nabla B_1|^2 dV. \quad (\text{A3})$$

If the magnetic field vanishes at infinity or if the velocity field is considered to be in periodic domain (see section 6.8, Moffatt 1978), then the surface integrals on L.H.S and R.H.S vanishes. When $\eta = 0$, we will have neither growth or decay of the magnetic field, the initial value remains. When $\eta > 0$, then we will have exponential decay of the first component of the magnetic field, i.e., $B_1 = 0$. If we introduce the vector potential \mathbf{A} as $\mathbf{B} = \nabla \times \mathbf{A}$, then we can uncurl the Eq. (A1) to get,

$$\frac{\partial \mathbf{A}}{\partial t} + SX_1 B_1 \mathbf{e}_3 = SX_1 B_3 \mathbf{e}_1 + (\mathbf{u} \times \mathbf{B}) + \eta \nabla^2 \mathbf{A} + \nabla \phi. \quad (\text{A4})$$

Since, we have gauge freedom to transform $\mathbf{A} \rightarrow \mathbf{A} + \nabla \chi$, we can choose χ such that $\partial \chi / \partial t - \eta \nabla^2 \chi = \phi$. Therefore we have

$$\frac{\partial \mathbf{A}}{\partial t} + SX_1 B_1 \mathbf{e}_3 = SX_1 B_3 \mathbf{e}_1 + (\mathbf{u} \times \mathbf{B}) + \eta \nabla^2 \mathbf{A} \quad (\text{A5})$$

Now, we will write the above equation in component form by setting $u_1 = 0$ and $B_1 = 0$ as,

$$\frac{\partial A_1}{\partial t} = SX_1 B_3 + u_2 B_3 - u_3 B_2 + \eta \nabla^2 A_1, \quad (\text{A6})$$

$$\frac{\partial A_2}{\partial t} = \eta \nabla^2 A_2, \quad \frac{\partial A_3}{\partial t} = \eta \nabla^2 A_3 \quad (\text{A7})$$

The A_2 and A_3 components obey the diffusion equation, therefore they must go to zero. Since, $\mathbf{B} = \nabla \times \mathbf{A}$, with $A_2 = 0$ and $A_3 = 0$, we will have $B_2 = \partial A_1 / \partial X_3$, and $B_3 = -\partial A_1 / \partial X_2$. The A_1 component obeys the following equation

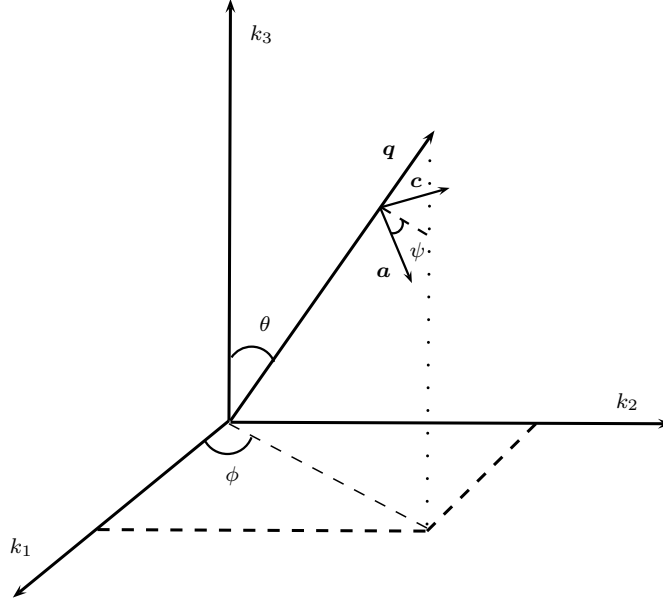
$$\left(\frac{\partial}{\partial t} + SX_1\frac{\partial}{\partial X_2}\right)A_1 + u_2\frac{\partial A_1}{\partial X_2} + u_3\frac{\partial A_1}{\partial X_3} = \eta\nabla^2 A_1. \quad (\text{A8})$$

The governing equation for A_1 is similar to the Eq. (A2) and therefore, A_1 component must also decay with time. If there is no growth in the single realisation of the field, there will not be growth even in the ensemble averaged mean-field. The strong shear makes the flow quasi-two dimensional and hence magnetic field decays in such a flow. One can workout in detail the nature of the decay and the rate of the decay as given in Kolokolov (2017) for the above mentioned flow with shear background. It would be an interesting exercise to carry out such an analysis.

APPENDIX B: AVERAGING METHOD

Here we outline the averaging procedure that we have used both in this work and in paper I. The averaging over the phase Ψ is performed analytically (see paper I and Kolekar et al. (2012)). The averaging over the triad $(\mathbf{q}, \mathbf{a}, \mathbf{c})$ is performed numerically. We need to average \mathbf{q} over the sphere of radius q . We will express the vectors $(\mathbf{q}, \mathbf{a}, \mathbf{c})$ in terms of magnetic field wavevector \mathbf{k} by the Euler angles. Let \mathbf{q} make an angle θ with the direction of k_3 and ϕ be the angle between projection of \mathbf{q} on $k_1 - k_2$ plane and the direction of k_1 . The angle ψ is in the plane formed by the vectors \mathbf{a} and \mathbf{c} . To average \mathbf{q} over the sphere of radius q , θ needs to vary from 0 to π , ϕ needs to vary from 0 to 2π . To average \mathbf{a} over the circle perpendicular to the vector \mathbf{q} , ψ has to vary from 0 to 2π . Using the three Euler angles for the rigid body rotation, we can relate the triad $(\mathbf{q}, \mathbf{a}, \mathbf{c})$ to the direction of magnetic field wave vector (k_1, k_2, k_3) at time zero as:

$$\begin{pmatrix} \hat{\mathbf{a}} \\ \hat{\mathbf{c}} \\ \hat{\mathbf{q}} \end{pmatrix} = \begin{pmatrix} \cos \theta \cos \psi \cos \phi - \sin \phi \sin \psi & \cos \theta \cos \psi \sin \phi + \cos \phi \sin \psi & -\cos \psi \sin \phi \\ -\cos \theta \cos \phi \sin \psi - \sin \phi \cos \psi & -\cos \theta \sin \phi \sin \psi + \cos \phi \cos \psi & \sin \phi \sin \psi \\ \sin \theta \cos \phi & \sin \theta \sin \phi & \cos \theta \end{pmatrix} \begin{pmatrix} \hat{k}_1 \\ \hat{k}_2 \\ \hat{k}_3 \end{pmatrix} \quad (\text{B1})$$



Since the values of cosines and sines vary in the range $[-1, 1]$, we can employ the following transformation for averaging

$$Z = \cos \theta, \quad Y = \cos \phi, \quad X = \cos \psi \quad (\text{B2})$$

A general function $F(\theta, \phi, \psi)$ is averaged over the sphere of radius q and the over the circle with radius $|a|$ perpendicular to the direction of \mathbf{q} as follows,

$$\int_0^{2\pi} \int_0^{2\pi} \int_0^\pi F(\theta, \phi, \psi) \frac{\sin \theta d\theta}{2} \frac{d\phi}{2\pi} \frac{d\psi}{2\pi} \quad (\text{B3})$$

once we employ the transformation given in Eq. (B2), we get

$$\begin{aligned} & \frac{1}{8\pi^2} \int_{-1}^1 dZ \int_{-1}^1 \frac{2 dX}{\sqrt{1-X^2}} \int_{-1}^1 \frac{2 dY}{\sqrt{1-Y^2}} \mathcal{F}(X, Y, Z) \\ & \approx \sum_{i,j,k}^N w'_i w_j w_k \mathcal{F}_{ijk} \end{aligned} \quad (\text{B4})$$

where $\mathcal{F}(X, Y, Z) = F(\theta, \phi, \psi)$. We use Gauss quadrature rule to integrate the functions. We can use Gauss Chebyshev quadrature to integrate over X and Y , since we can use $1/\sqrt{1-X^2}$ and $1/\sqrt{1-Y^2}$ as a weight functions for integration. And we use Gauss Legendre quadrature to integrate over variable Z . In Eq. (B4) w and w' are the weights corresponding to Chebyshev and Legendre polynomials, respectively; and \mathcal{F}_{ijk} is evaluated at the zeros of the Chebyshev and Legendre polynomials. As the N value in the summation increases, the approximation becomes better. We use $N = 80$, which gives accuracy upto fourth decimal place. Evaluating Eq. (B4) numerically is much faster as compared to evaluation of Eq. (B3) as trigonometric function evaluation is slower as compared to the evaluation of polynomials and square roots.