

Differentiated nonblocking: a new progress condition and a matching queue algorithm

David Y. C. Chan^{*} Shucheng Chi[†] Vassos Hadzilacos[‡] Sam Toueg[§]

January 31, 2022

Abstract

In this paper, we first propose a new liveness requirement for shared objects and data structures, we then give a shared queue algorithm that satisfies this requirement and we prove its correctness. We also implement this algorithm and compare it to a well-known shared queue algorithm that is used in practice [9]. In addition to having a stronger worst-case progress guarantee, our experimental results suggest that, at the cost of a marginal decrease in throughput, our algorithm is significantly *fairer*, by a natural definition of fairness that we introduce here.

1 Introduction

In this paper, we first propose a new liveness requirement for shared objects and data structures; we then give a shared queue algorithm that satisfies this requirement and we prove its correctness. We also implement this algorithm and compare it to a well-known shared queue algorithm that is used in practice [9]. In addition to having a stronger worst-case progress guarantee, our experimental results suggest that, at the cost of a marginal decrease in throughput, our algorithm is much more *fair*, by a natural definition of fairness that we introduce here. We now explain the paper’s motivation and contributions in more detail.

1.1 Background

Wait-freedom, a well-known liveness requirement for shared objects [6], guarantees that *all* the (non-faulty) processes make progress, i.e., every process completes every operation that it applies on the object. This is a very strong progress property but, unfortunately, it is also typically expensive to achieve: wait-free implementations often use an expensive “help” mechanism whereby processes that are fast must perform the operations of slower processes to prevent them from starving.

This is why many data structures and shared object implementations in practice are only *non-blocking* (also known as *lock-free*). Such implementations are often more efficient than wait-free ones, but they guarantee only that *one* process makes progress: if several processes apply operations to a nonblocking object, the object may reply only to the operations of a single process, while all the other processes can be stuck waiting for replies to their operations forever.

More recently, some papers [5, 4] considered a parametrized progress requirement, called *k-nonblocking*, that ranges from non-blocking (when $k = 1$) to wait-freedom (when $k = n$, the number of processes in the system): intuitively, when n processes apply operations, a *k-nonblocking* object is guaranteed to reply to the operations of at least k processes. A universal construction given in [4] shows that *k-nonblocking* can be achieved with a help mechanism whose worst-case cost is proportional to k rather than n . This suggests that for small $k > 1$, *k-nonblocking* implementations could be useful in practical settings as a compromise between the efficiency of non-blocking and the stronger progress guarantee of wait-freedom.

1.2 A new progress requirement

In this paper, we first identify a weakness in the non-blocking and *k-nonblocking* progress requirements, and propose a stronger versions of these two. To illustrate this weakness, consider a *non-blocking queue* that is

^{*}Department of Computer Science, University of Calgary.

[†]Institute for Interdisciplinary Information Sciences, Tsinghua University.

[‡]Department of Computer Science, University of Toronto.

[§]Department of Computer Science, University of Toronto.

used by two processes: a *producer* that repeatedly enqueues items (e.g., jobs to be executed) and a *consumer* that repeatedly dequeues items for processing. Here, the non-blocking progress guarantee of the queue could be useless: by definition, a non-blocking queue allows runs in which the producer succeeds in enqueueing every item (of an infinite sequence of items) while the consumer is not able to dequeue even one.¹ So a non-blocking queue may prevent the producer from ever communicating any item to the consumer. Non-blocking also allows the symmetric case: the *only* process to ever succeed could be the (fast) consumer that keeps dequeuing \perp (“the queue is empty”), while the (slow) producer is not able to enqueue even one item.

It is easy to see that, for $k < n$, the k -nonblocking liveness requirement, which guarantees that up to k processes make progress, suffers from the same problem. For example, if k producers enqueue items into a k -nonblocking queue, and one consumer dequeues items from that queue, it is possible that only the k enqueueers make progress while the consumer may fail to dequeue any item.

The above weakness of the non-blocking and k -nonblocking progress requirements extends to other shared objects. For example, consider a non-blocking or k -nonblocking *dictionary*, with the standard operations of *insert*, *delete* and *search*: the liveness requirement does not prevent executions where the only operations to complete are, say, *inserts* (which intuitively “write” the state of the dictionary), while every process that attempts to execute a *search* (which “reads” the state of the dictionary) may be prevented from completing its operation; this effectively renders the shared dictionary useless.

It is important to note that this weakness is not just permitted by the definition of non-blocking, but it is actually exhibited in some existing implementations of non-blocking objects. For example, consider the simple non-blocking version of the *atomic snapshot* algorithm described by Afek et al. in [1]. It is easy to see that this non-blocking algorithm allows the writers of the atomic snapshot to be the only ones to ever succeed, while all the readers (i.e., scanners) are stuck forever trying to read.

In general, the utility of an object is given by the set of operation types that it supports. By definition, the non-blocking or k -nonblocking progress requirements (for $k < n$) allow *all but one* of the operation types to be effectively suppressed; this may significantly degrade the object’s functionality.

In view of the above, we propose a natural strengthening of the k -nonblocking progress requirement (for $k = 1$ this is a strengthening of non-blocking) that ensures that no operation type is ever suppressed; we call it *differentiated k -nonblocking*, or k -DNB, for short. Intuitively, k -DNB guarantees that, for every operation type T , if a process is stuck while performing an operation of type T (i.e., it takes an infinite number of steps without completing this operation) then at least k processes complete infinitely many operations of type T . Note that k -DNB guarantees that an object remains fully functional, in the sense that no operation type can be suppressed; as with k -nonblocking, k -DNB also guarantees that at least k processes make progress; in other words, k -DNB implies k -nonblocking.²

1.3 A corresponding algorithm and its proof

To demonstrate the feasibility of this new progress property, we derive and prove the correctness of a 2-DNB algorithm for a shared queue: this algorithm guarantees that at least two enqueueers *and* at least two dequeuers, all operating concurrently, make progress (we sometimes refer to this as the “2+2 non-blocking” property). We chose to design a queue because of its wide use in distributed computing, and we chose $k = 2$ because we wanted an algorithm that guarantees progress by more than one process while remaining efficient. Intuitively, our 2-DNB queue algorithm is efficient because its help mechanism is light-weight: (1) each process makes at most a *single* attempt to help *one* other process to do its operation before doing its own operation, and (2) dequeuers help only dequeuers, and enqueueers help only enqueueers. In fact, in our algorithm, enqueueers do not interfere (by helping or competing with) dequeuers, and vice versa.

In an experimental evaluation of our 2-DNB queue algorithm, we identified another desirable feature of this algorithm, which we call *fairness* and describe below.

1.4 Fairness

It has been observed that non-blocking objects often behave as if they were wait-free, and this is because the pathological scenarios that lead to blocking are rarely, if ever, encountered in practice [7]. Wait-freedom however, does not imply fairness – a property that may be desirable. To illustrate what we mean by fairness, suppose that two processes p and q repeatedly apply the same type of operation on a non-blocking object. If both processes have similar *speed* (i.e., steps per unit of time) then, by symmetry, we would expect both p and q to complete roughly the same number of operations. If, however, p and q has significantly different speeds, one of the processes, typically the faster one, may be able to complete many more operations (compared to

¹Intuitively, in a non-blocking *implementation*, this may occur because the producer is faster than the consumer and its repeated enqueues interfere with every dequeuing attempt by the slower consumer.

²Note that a k -DNB object with d types of operations is *incomparable* to a kd -nonblocking object.

the slower process) than its greater speed actually justifies. For example, suppose p is twice as fast as q . In this case the object is fair if it allows p to complete about twice as many operations as q ; but it is unfair if it allows p to do, say, four times as many operations as q .

In general, we say that an object (implementation) is *fair* if the following holds: when m processes with speeds s_1, s_2, \dots, s_m , repeatedly apply operations of the same type, then, for each pair of processes i and j , the ratio of the number of operations completed by each of the two processes is approximately the ratio of their speeds s_i/s_j . Equivalently, each process i completes about $s_i/(s_1 + s_2 + \dots + s_m)$ of the total number of operations that all the m processes complete; this fraction is what we call the *fair share* of process i .

As an example of the difference between achieving wait-freedom and achieving fairness, consider the *Single CAS Universal (SCU)* class of non-blocking algorithms [2]. In systems with a stochastic scheduler, these algorithms were shown to be wait-free with probability 1. This was proven for systems where processes have the same probability of taking the next step (intuitively, they have the same speed) [2], and also for systems where processes have different probabilities of taking the next step (intuitively, they have different speeds) [3]. But these algorithms are *not* fair: even in systems with only two processes, they allow a process p that is x times as fast as a process q to complete about x^2 times as many operations as q [3],³ whereas in a fair implementation p would complete about x times as many operations as q .

1.5 Some experimental results

To evaluate the practicality of the 2-DNB queue algorithm, we implemented it and the well-known non-blocking queue algorithm by Michael and Scott (MS) [9], and compared their performance under various metrics. The two algorithms differ in their liveness properties: the MS algorithm is non-blocking⁴ and thus does not incur the cost of a help mechanism; while our algorithm satisfies the stronger 2-DNB and employs a light-weight help mechanism.

Our experimental results are only preliminary, and they are only meant to give a rough idea on the potential performance of the 2-DNB algorithm compared to a commonly used algorithm. In particular, we did not try to optimize our implementation of the 2-DNB algorithm, and, similarly, we implemented the MS algorithm as written in the original paper without optimizations found in existing implementations.

These experimental results strongly suggest that, besides the stronger progress guarantee of the 2-DNB algorithm, the 2-DNB algorithm drastically increases fairness across a wide range of process speeds, at the cost of a marginal reduction in throughput. As expected, both the MS algorithm and our 2-DNB algorithm are fair when all processes have the same speed, but we observed that: (1) the fairness of the MS algorithm breaks down *when processes have different speeds* and it deteriorates rapidly as the differences in speeds increase, whereas (2) the 2-DNB algorithm maintains a good level of fairness throughout a wide range of speed differences.

We first considered a system with only two enqueueers and two dequeuers where we slowed one of the two enqueueers and one of the two dequeuers by a factor of k , for each k in the range $2 \leq k < 20$. With the MS algorithm, we observed that the slower enqueueer and dequeuer completed much less than their fair share of operations: for $k = 2$, they got about 45% and 26% of their fair share, respectively; for $k = 3$, they got about 23% and 8% of their fair share; for $k = 5$, they got about 8% and 1% of their fair share; and for $k = 8$, they got only about 2% and 0.22% of their fair share. When we reached $k = 11$, the slow dequeuer was prevented from completing *any* dequeue operation, while the other dequeuer completed about 49,000 operations; and the slow enqueueer managed to complete only 43 operations, while the other enqueueer completed almost 59,000 operations. In sharp contrast, with the 2-DNB algorithm, even when the slow enqueueer and dequeuer were slowed down by a factor of $k = 8$, they still completed at least 60% of their fair share of operations.

While the fairness of the MS algorithm can be very poor, however, its throughput (i.e., the total number of completed operations) remained consistently higher than our 2-DNB algorithm: for k ranging from 1 (where all four processes have the same speed) to 19 (where slow processes are 19 times slower than fast ones), the “enqueue” throughput of the 2-DNB algorithm was about 67% to 62% of the throughput of the MS algorithm, while its “dequeue” throughput was about 88% to 76% of the MS algorithm.

Since a 2-DNB queue is, by definition, wait-free for two enqueueers and two dequeuers, one may wonder whether our algorithm’s good fairness behaviour holds up in systems with more processes. To check this, we also run experiments with a system with 8 enqueueers and 8 dequeuers. These experiments confirmed that the algorithm remains fair throughout a wide range of process speed differences. Moreover, its throughput is closer to the throughput of the MS algorithm in this larger system.

It is also worth noting that our experiments confirmed that the 2-DNB algorithm has the following desirable feature: the throughput of the enqueueers depends only on their speed, it does not depend on the speed or

³With SCU algorithms when there are m processes with speeds s_1, s_2, \dots, s_m , the expected ratio of the number of operations completed any two processes i and j is proportional to the *square* of the ratio of their speeds s_i/s_j [3].

⁴It turns out that it is actually a 1-DNB algorithm, although this property had not been defined at that time.

even the presence of dequeuers; symmetrically the throughput of dequeuers is independent of the speed or presence of enqueueers. For example, in one experiment, we considered a system with two groups, 8 enqueueers and 8 dequeuers, where all processes have the same speed. We first experimented with a run where every process in *both* groups applied operations, and we saw that each enqueueer completed about 12000 operations and each dequeuer completed about 14500 operations. We then experimented with two other runs: one with *only* the 8 enqueueers present, and one with *only* the 8 dequeuers present. In both cases, each participating process completed about the same number of operations as in the first run: namely, 12000 for the enqueueers and 14500 for the dequeuers. So the performance of the two groups are indeed independent of each other. As we noted earlier, this is because in our algorithm enqueueers do not interfere with dequeuers, and vice-versa.

The dramatic improvement of fairness exhibited by the 2-DNB algorithm (over the MS algorithm) is not accidental: it is due to the way we designed it to guarantee progress by at least two enqueueers and at least two dequeuers, as we now explain.

1.6 The help mechanism and fairness

At a high level, the help mechanism for enqueue operations works as follows (the help mechanism for dequeue operations is symmetric). There is a single register R_E that is shared by all enqueueers; R_E contains at most one call for help by some enqueueer. To execute an enqueue operation, a process p first tries *once* to help the process that it sees in R_E (if any). Whether p succeeds in this single attempt or not, it then tries to perform its *own* operation. If this attempt fails, p overwrites any existing call for help in R_E with its own call for help; then it tries to perform its own operation again. This attempt to perform its own operation, followed by overwriting R_E with its call for help if the attempt fails, continues until p succeeds in completing its operation, whether on its own or with the help of another process which saw p 's call for help in R_E . Note that with this help mechanism, all the enqueueers that need help effectively compete with each other by (over-)writing their call for help in the *same* register R_E . We now explain how this helps achieve fairness.

Suppose a process i is twice as fast as a process j , and that both i and j repeatedly fail to perform their enqueue operations, and so they repeatedly call for help via the shared register R_E . Then the periods when R_E contains the calls for help by i are approximately twice as long as the periods when R_E contains the calls for help by j . So whenever a process reads R_E to see which process to help, it is twice as likely to see i as it is to see j . Thus, i will be able to complete about twice as many operations as j , which is fair since i is twice as fast as j . More generally, the ratio of the periods of times that the calls of help of any two processes i and j remain in R_E is approximately the ratio of their speeds s_i/s_j , so the ratio of the number of operations completed by i and j via the 2-DNB help mechanism is about the ratio of their speeds s_i/s_j , as fairness requires.

This light-weight help mechanism to achieve the 2-nonblocking property is not limited to queues. In fact, in Appendix B we give a *universal construction* for 2-nonblocking objects that essentially employs the same help mechanism: A process first makes a *single* attempt to help one other process (the “altruistic” phase) and then it repeatedly tries to perform its *own* operation until it is done (the “selfish” phase). All the processes that need help compete by (over-)writing their call for help on the *same* shared register. This guarantees the 2-nonblocking property, and it also promotes fairness as explained above.

2 Model sketch

We consider a standard distributed system where asynchronous processes that may fail by crashing communicate via shared registers and other objects, including synchronization objects such as *compare&swap* (CAS) [6]. In such systems, shared objects can be used to *implement* other shared objects such that: (1) the implemented objects are *linearizable* [8] and (2) they satisfy some liveness requirement. In particular, we consider the k -nonblocking liveness requirement [5, 4]:

Definition 1. *k -nonblocking (k -NB): if a process invokes an operation and takes infinitely many steps without completing it, then at least k processes complete infinitely many operations.*

We also introduce a liveness requirement, called *differentiated k -nonblocking* or k -DNB for short, that takes into consideration the fact that a shared object may have several operation *types* (e.g., queues have enqueue and dequeue operations, atomic snapshot have write and scan operations, etc.). The differentiated k -nonblocking property of an object (or object implementation) is defined as follows:

Definition 2. *Differentiated k -nonblocking (k -DNB): for every operation type T , if a process invokes an operation of type T and takes infinitely many steps without completing it, then at least k processes complete infinitely many operations of type T .*

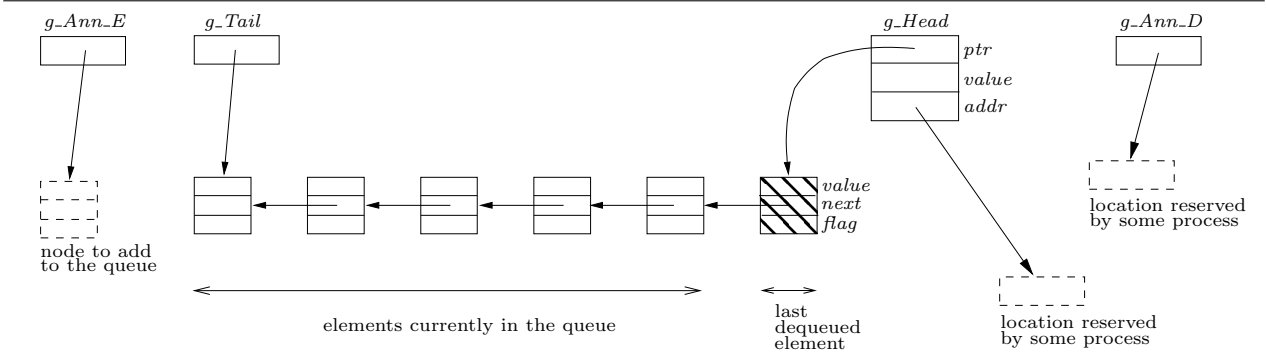


Figure 1: The data structures used by the algorithm

3 A 2-DNB algorithm for shared queue

3.1 Description of the algorithm

Data structures. We now describe the data structures used to represent the queue and to implement the helping mechanisms. (The algorithm incorporates two independent helping mechanisms to enforce the 2-nonblocking property, one for enqueueers and one for dequeuers.) The data structures are listed in Figure 1 and illustrated in Figure 1.

The queue consists of a linked list of nodes, containing the elements that have been enqueued but not yet dequeued, *as well as the last element dequeued*, in the order in which these elements were enqueued. Each node is a record with the following three fields:

- *value*, the actual element enqueued;
- *next*, a pointer to the next node in the queue (or *NULL*, if this node is the last one); and
- *flag*, a Boolean set to true to indicate that the node has been inserted into the queue, used by the helping mechanism for enqueueers.

The tail of the queue (the end to which elements are added) is identified through a pointer, called *g-Tail*, that points to the last node in the queue, unless a node is in the process of being added to the queue, in which case *g-Tail* could be temporarily pointing to the penultimate node in the queue.

The head of the queue (the end from which elements are removed) is identified through a record, called *g-Head*, that contains the following information:

- *ptr*, a pointer to *the last node that was dequeued*. The queue is empty if and only if *g-Head.ptr* and *g-Tail* point to the same node. If the queue is not empty, the first element in the queue — i.e., the next element to be dequeued — is in the node pointed to by *g-Head.ptr* → *next*.

Fig. 1 Shared objects for the 2-DNB queue algorithm

Structures:

```

structure NODE {
    value: a register containing an integer.
    next: a compare&swap containing a pointer to a node.
    flag: a register containing a boolean. }

```

Shared Objects:

g-Init-Node: A node, initially with {*value* = arbitrary, *next* = *NULL*, and *flag* = 1}.

g-Init-DQ: A location containing an arbitrary non-*NULL* value.

g-Tail: a compare&swap containing a pointer to a node, initially pointing to *g-Init-Node*.

g-Head: a compare&swap with fields:

ptr: a pointer to a node, initially pointing to *g-Init-Node*.

value: an integer, initially an arbitrary non-*NULL* value.

addr: a pointer to a location that stores a dequeued value or *NULL*, initially pointing to *g-Init-DQ*.

g-Ann-E: a register containing a pointer to a node, initially *g-Init-Node*.

g-Ann-D: a register containing a pointer to a location that stores a dequeued value or *NULL*, initially pointing to *g-Init-DQ*.

- Two fields with information pertaining to the last dequeue operation, used by the helping mechanism for dequeuers:
 - *value*, the last element dequeued. This is the same as $g_Head.ptr \rightarrow value$, except if the queue was empty when the last element was dequeued, in which case it is \perp .
 - *addr*, a pointer to a location reserved by the process that dequeued the last element; this location contains the element dequeued by that process or *NULL*.

Initially, the linked list representing the queue contains a single node *g_Init_Node*, with both *g_Tail* and *g_Head.ptr* pointing to it. The *value* field of *g_Init_Node* is arbitrary, *next* is *NULL*, and *flag* is 1. (This node can be thought of as representing a fictitious element that was enqueued and then dequeued before the algorithm starts.) The remaining two fields of *g_Head*, *value* and *addr*, are initialized to a non-*NULL* value and a pointer to *g_Init_DQ* (a location that contains an arbitrary non-*NULL* value).

To implement the helping mechanisms among enqueueers and among dequeuers, the algorithm uses two shared registers:

- *g_Ann_E* contains a pointer to a node that some process wishes to add to the linked list of nodes representing the queue (initially a pointer to *g_Init_Node* whose *flag* field is 1, indicating that no help is needed); and
- *g_Ann_D* contains a pointer to the location reserved by a process *p* that wishes to perform a dequeue operation; it is intended for a helper to store the value dequeued for *p* (initially a pointer to *g_Init_DQ*, a location that contains a non-*NULL* value, indicating that no help is needed).

The enqueue operation. Consider a process *p* that wishes to enqueue an element *v* (see procedure ENQUEUE(*v*), lines 1-12). Process *p* must add a node containing *v* to the tail end of the linked list of nodes representing the queue.

Roughly speaking, ENQUEUE(*v*) consists of two phases: In the *altruistic phase* (lines 2-3) *p* tries *once* to help some process that has asked for help to enqueue an element. Whether it succeeds or fails, it then proceeds to the *selfish phase* (lines 8-10), where *p* keeps trying to enqueue its own element (a node it has prepared in lines 4-7 to append to the linked list) until it succeeds to do so. Each time it tries and fails, *p* asks for help by writing into the shared variable *g_Ann_E* a pointer to the node it wants to append to the linked list. It is possible that the enqueue operation does not terminate because a process is stuck forever

Algorithm 1 The 2-DNB queue algorithm (code for process *p*)

```

1: procedure ENQUEUE(v)   { v ∈ ℤ }
2:   l_Ann_E := g_Ann_E.READ()
3:   TRYTOENQUEUE(l_Ann_E)
4:   l_Node := a new node
5:   l_Node → value.WRITE(v)
6:   l_Node → next.WRITE(NULL)
7:   l_Node → flag.WRITE(0)
8:   while TRYTOENQUEUE(l_Node) = failed do
9:     g_Ann_E.WRITE(l_Node)
10:  end while
11:  return done
12: end procedure

13: procedure DEQUEUE()
14:   l_Ann_D := g_Ann_D.READ()
15:   if *l_Ann_D.READ() = NULL then
16:     TRYTODEQUEUE(l_Ann_D)
17:   end if
18:   l_addr := a pointer to a new location
19:   *l_addr.WRITE(NULL)
20:   repeat
21:     t := TRYTODEQUEUE(l_addr)
22:     if t = failed then
23:       g_Ann_D := l_addr
24:     end if
25:   until t ≠ failed
26:   return t
27: end procedure

```

in the selfish phase. As we will show, however, this can happen only if at least *two* other processes succeed in enqueueing elements infinitely often. Note that an enqueueer never helps a dequeuer.

Both p 's attempt to help another enqueueer and its attempt to enqueue its own element are carried out by the procedure TRYTOENQUEUE(r), discussed below, where r is a pointer to the node to be appended to the list. TRYTOENQUEUE(r) returns **done** if it succeeds to append to the list the node pointed to by r ; otherwise it returns **failed**. The latter happens only if some other concurrent enqueue operation succeeds in appending a node to the list.

We now describe the procedure TRYTOENQUEUE(r) (lines 28–51). The procedure first creates a local copy l_Tail of the tail pointer g_Tail , and a local copy l_next of $g_Tail \rightarrow next$ (lines 29–30). Ordinarily $l_next = NULL$, unless some call to TRYTOENQUEUE has appended a node to the linked list but has not (yet) updated the g_Tail pointer.

Algorithm 1 The TRYTOENQUEUE and TRYTODEQUEUE procedures

```

28: procedure TRYTOENQUEUE( $l\_Node$ )
29:    $l\_Tail := g\_Tail.READ()$ 
30:    $l\_next := l\_Tail \rightarrow next.READ()$ 
31:   if  $l\_Node \rightarrow flag.READ() = 1$  then
32:      $l\_Tail := g\_Tail.READ()$ 
33:      $l\_next := l\_Tail \rightarrow next.READ()$ 
34:     if  $l\_next \neq NULL$  then
35:        $l\_next \rightarrow flag.WRITE(1)$ 
36:        $g\_Tail.CAS(l\_Tail, l\_next)$ 
37:     end if
38:     return done
39:   end if
40:   if  $l\_next \neq NULL$  then
41:      $l\_next \rightarrow flag.WRITE(1)$ 
42:      $g\_Tail.CAS(l\_Tail, l\_next)$ 
43:   else
44:     if  $l\_Tail \rightarrow next.CAS(NULL, l\_Node)$  then
45:        $l\_Node \rightarrow flag.WRITE(1)$ 
46:        $g\_Tail.CAS(l\_Tail, l\_Node)$ 
47:       return done
48:     end if
49:   end if
50:   return failed
51: end procedure

52: procedure TRYTODEQUEUE( $l\_addr$ )
53:    $l\_Head := g\_Head.READ()$ 
54:    $l\_Tail := g\_Tail.READ()$ 
55:    $*(l\_Head.addr).WRITE(l\_Head.value)$ 
56:   if  $*l\_addr.READ() \neq NULL$  then
57:     return  $*l\_addr.READ()$ 
58:   end if
59:   if  $l\_Head.ptr = l\_Tail$  then
60:     if  $g\_Head.CAS(l\_Head, (l\_Head.ptr, \perp, l\_addr))$  then
61:       return  $\perp$ 
62:     end if
63:   else
64:      $l\_next := l\_Head.ptr \rightarrow next.READ()$ 
65:      $v := l\_next \rightarrow value.READ()$ 
66:     if  $g\_Head.CAS(l\_Head, (l\_next, v, l\_addr))$  then
67:       return  $v$ 
68:     end if
69:   end if
70:   return failed
71: end procedure

```

TRYTOENQUEUE(r) checks whether the node to which r points has $flag = 1$, indicating that the node has already been threaded to the list (line 31). If so, TRYTOENQUEUE refreshes L_Tail and L_next (lines 32–33). It then ensures that the node pointed to by L_next , if any, is fully incorporated into the data structures: its $flag$ is set to 1 and g_Tail points to it,⁵ and returns **done** (lines 34–38).

If the node to which r points does not have $flag = 1$, then the TRYTOENQUEUE(r) procedure tests whether $L_next = NULL$ (line 40). If not, a concurrent ENQUEUE operation succeeded in appending its node to the list. So TRYTOENQUEUE(r) ensures that the appended node is fully incorporated into the data structures: its $flag$ is set to 1 and g_Tail points to it (lines 41–42); and returns **failed** (line 50). If, on the other hand, TRYTOENQUEUE(r) found that $L_next = NULL$, it tries to append to the list the node pointed to by r by applying a CAS($NULL, r$) operation on $L_Tail \rightarrow next$ (line 44). If this CAS is successful, TRYTOENQUEUE incorporates into the list the new node pointed to by r by setting its $flag$ to 1 and ensuring that g_Tail points to it, and then returns **done** (lines 45–47). If the CAS is unsuccessful, then another enqueue operation succeeded in appending to the linked list a node other than r . Thus, TRYTOENQUEUE returns **failed** (line 50).

The dequeue operation. Consider a process p that wishes to perform a dequeue operation (see procedure DEQUEUE, lines 13–27). Process p must return the first element in the queue (or \perp , if the queue is empty) after updating the information in g_Head to reflect the removal of that element.

Similar to ENQUEUE, the DEQUEUE operation consists of an altruistic and a selfish phase: In the altruistic phase (lines 14–17) p tries *once* to help some process that has asked for help to dequeue an element. Whether it succeeds or fails, p then proceeds to the selfish phase (lines 18–25), where it keeps trying to dequeue an element for itself until it succeeds to do so; each time it tries and fails, p asks for help by writing into the shared variable g_Ann_D a pointer to a location it has reserved (line 18), in which the helper process will place the dequeued element for p to retrieve. This location is initialized to the value $NULL$ (line 19), which indicates that p (the process requesting help) has not yet received help; when this location contains a non- $NULL$ value, p 's dequeue operation has been helped, and p can retrieve the dequeued element from that location. So, the altruistic loop starts with p making a local copy L_Ann_D of the g_Ann_D shared variable used to ask for help (line 14). If the location to which L_Ann_D points contains $NULL$, p tries to help a dequeuer (lines 15–17).

It is possible that the dequeue operation does not terminate: A process may be stuck forever in the selfish phase. As we will show this can happen only if at least *two* other processes succeed in dequeuing elements infinitely often. Note that a dequeuer never helps an enqueueer.

Both p 's attempt to help another dequeuer and its attempt to dequeue its own element are carried out by the procedure TRYTODEQUEUE(r), discussed below, where r is a pointer to a location reserved by the process on behalf of which this attempt to dequeue is being made.⁶ If it is successful, TRYTODEQUEUE(r) returns the element dequeued (or the special value \perp , if the queue is empty); otherwise it returns **failed**. The latter happens only if some other concurrent dequeue operation succeeds in dequeuing an element.

We now describe the procedure TRYTODEQUEUE(L_addr) (lines 52–71). This procedure first makes a local copy L_Head of the g_Head record and a local copy L_Tail of the g_Tail pointer (lines 53–54). Recall that the fields *value* and *addr* of g_Head contain information about the last dequeue operation performed. As this information is about to be over-written, and the value dequeued by that operation (namely, $g_Head.value$) may be needed to help the process that issued that dequeue operation (namely, the process that reserved the location pointed to by $g_Head.addr$), the dequeued element is copied to that location (line 55).

Once the information in g_Head has been safely stored, TRYTODEQUEUE(L_addr) examines the value in the location pointed to by L_addr . If this is non- $NULL$, the element dequeued for this operation (or \perp , if the queue was empty) has already been stored there by a helper. Thus, in this case, TRYTODEQUEUE(L_addr) merely returns the content of the location pointed to by L_addr (lines 56–58). Otherwise, TRYTODEQUEUE(L_addr) tries to dequeue an element by attempting to update g_Head . This is done by means of a CAS operation that changes g_Head if it has not been changed since TRYTODEQUEUE(L_addr) made a local copy of that variable in L_Head . The new information written into g_Head depends on whether TRYTODEQUEUE(L_addr) found the queue to be empty (lines 59–62) or not (lines 63–69). If the CAS operation succeeds, TRYTODEQUEUE(L_addr) returns the dequeued element (or \perp , if the queue is empty). If the CAS operation fails, then some concurrent dequeuer succeeded in effecting its dequeue operation, and this call to TRYTODEQUEUE returns **failed** (line 70).

⁵Pointer g_Tail is updated using a CAS operation to ensure that a late application does not over-write an earlier update.

⁶The process on behalf of which p 's call to TRYTODEQUEUE(r) is trying to dequeue an element is a process other than p , if this call is made in the altruistic phase; or p itself, if this call is made in the selfish phase.

3.2 Proof of linearizability

Let H be any history of the algorithm. Then we construct a completion H' of H as follows:

- For each incomplete ENQUEUE operation in H , if it allocates a new node on line 4 and this node has been pointed to by the g_Tail pointer, then it is completed in H' by returning **done**; otherwise, it is removed from H' .
- For each incomplete DEQUEUE operation in H , if it allocates a new location on line 18 and this location has been pointed to by $g_Head.addr$, then it is completed in H' by returning the value of $g_Head.value$ at the earliest time when $g_Head.addr$ points to the new location it allocated; otherwise, it is removed from H' .

We then construct a linearization L of H' as follows:

- Each ENQUEUE operation in H' is linearized when g_Tail first points to the new node it allocates on line 4.
- Each DEQUEUE operation is linearized when $g_Head.addr$ first points to the new location it allocates in line 18 if the return value of the DEQUEUE is not \perp ; otherwise it is linearized when the first process that sets $g_Head.addr$ to point to the new location last reads g_Tail in line 54.

The proof that this linearization is correct with respect to the specification of a queue can be found in Appendix A.

3.3 Proof of liveness: the 2-DNB property

Definition 3. A shared queue is called non-blocking for ENQUEUE operations, if it satisfies the following property: if a process invokes an ENQUEUE operation and takes infinitely many steps without completing it, then there must be another process completing infinitely many ENQUEUE operations. Nonblocking for DEQUEUE operations is defined similarly.

Definition 4. A shared queue is called 2-nonblocking for ENQUEUE operations, if it satisfies the following property: if a process invokes an ENQUEUE operation and takes infinitely many steps without completing it, then there must be at least two other processes completing infinitely many ENQUEUE operations. 2-nonblocking for DEQUEUE operations is defined similarly.

We first show that the algorithm is non-blocking, and then use this to prove that it is also 2-nonblocking.

Theorem 5. The algorithm is non-blocking for both ENQUEUE and DEQUEUE operations.

Proof. First consider ENQUEUE operations. Suppose, for contradiction, that some process p takes infinitely many steps for an ENQUEUE operation but no other process completes an infinite number of ENQUEUE operations. Thus, eventually p makes continuously calls to TRYTOENQUEUE, all of which return **failed**; and every other process ceases to execute any operations, or executes infinitely many DEQUEUE operations, or is stuck in an ENQUEUE or DEQUEUE operation forever. Note that TRYTOENQUEUE returns **failed** either because the condition in line 40 is true, or because the CAS in line 44 fails. We now prove that each of these can happen only a finite number of times, contradicting that p is stuck forever in an ENQUEUE operation.

CASE 1. Process p finds the condition in line 40 to be true infinitely many times. Whenever p finds the condition in line 40 to be true it performs a CAS on g_Tail to move it forward through the list of nodes, and this CAS fails only if another process has already moved the tail forward. This means that infinitely many nodes are added to the list, i.e., infinitely many ENQUEUE operations complete, contrary to our supposition.

CASE 2. The CAS in line 44 fails infinitely many times. Whenever this CAS fails, some node is added to the list. This implies that an infinite number of ENQUEUE operations complete, contrary to our supposition.

Next we prove that the algorithm is also non-blocking for DEQUEUE operations. By a similar argument, eventually some process p makes continuously calls to TRYTODEQUEUE, all of which return **failed**; and every other process ceases to execute any operations, or executes infinitely many ENQUEUE operations, or is stuck in an ENQUEUE or DEQUEUE operation forever. Note that a call to TRYTODEQUEUE returns **failed** only if the CAS in line 60 or 66 fails. Thus, p performs an infinite number of unsuccessful CAS operations on g_Head . This means that there are infinitely many successful CAS operations on g_Head . Therefore, an infinite number of DEQUEUE operations complete, contrary to our assumption. \square

Theorem 6. *The algorithm is 2-nonblocking for ENQUEUE operations.*

Proof. Suppose, for contradiction, that the algorithm is not 2-nonblocking for ENQUEUE operations. Thus there is an execution where a process takes infinitely many steps but is stuck in an ENQUEUE operation forever, and during which fewer than two processes complete infinitely many ENQUEUE operations. Since we have proved the algorithm is non-blocking for ENQUEUE operations, the only possibility is that one process p completes infinitely many ENQUEUE operations. Since other processes complete ENQUEUE operations for only finitely many times, eventually (from some time T onwards) only p can complete ENQUEUE operations. We should notice that our algorithm has a help mechanism: by *only p can complete operations* we mean that only the requests of p are fulfilled. This does not necessarily mean that process p wins every competition of setting $g_Tail.next$. Other process can also win that competition, but they can only succeed when they are helping p . When process p fails one such competition, it will put its node in g_Ann_E . We show this can only happen finitely many times.

Claim 6.1 *After time T , process p can fail on line 40 or 44 for at most $2n$ times.*

Proof of Claim 6.1. If process p fails one such competition or finds that tail is not pointing to the last node, then at least one other process has succeeded in linking one node to the queue. However, we have assumed that after time T , only process p can return from an ENQUEUE operation. Every other process either gets stuck in a loop forever, or is able to carry on DEQUEUE operation but never enqueues. They can succeed the CAS of line 44 only when helping process p , or when helping itself but crashing before returning. Either case only happens at most once for one process, so p can fail no more than $2n$ times. \square

Claim 6.2 *Eventually the value in register g_Ann_E is never p .*

Proof of Claim 6.2. From Claim 6.1, we know that process p only sets g_Ann_E to its node(s) for finitely many times, because setting g_Ann_E to a node of p means p failed one competition on line 40 or 44, which happens no more than $2n$ times. However, by our assumption, some other process is taking infinitely many steps in an ENQUEUE operation and never returns. Thus it will set g_Ann_E to its node infinitely many times. As a result, eventually the register g_Ann_E points to a node that does not belong to p and is never rewritten by p . \square

Now return to the proof of Theorem 6. By Claim 6.2, eventually g_Ann_E never points to a node of p . Since process p completes infinitely many ENQUEUE operations, after this time it will invoke an ENQUEUE operation and see g_Ann_E contains a node from another process. It will then work for that process on line 3. By Claim 6.1, eventually process p never fails the competitions on line 40 or 44, so it succeeds in helping one other process. Eventually the node in register g_Ann_E is from a process that takes infinitely many steps, (because if a node is written only finitely many times, it will eventually be covered by those writing infinitely many times), and that process will complete its ENQUEUE operation after being helped by process p , a contradiction. In conclusion, the assumption that only process p can complete operations after time T is wrong, so the algorithm is 2-nonblocking for the ENQUEUE function. \square

Theorem 7. *The algorithm is 2-nonblocking for the DEQUEUE operations.*

Proof. The proof is similar to that of Theorem 6. Eventually (from some time T onwards) only a process p can complete infinitely many DEQUEUE operations, and every other process is either stuck in a loop, or never dequeues. After time T , process p can fail the CAS operations on lines 60 or 66 for at most $2n$ times. This is because that when process p fails one such CAS operation, at least one other process succeeds to dequeue a node (or \perp). These events can happen at most twice for one process, so the total number of times is no more than $2n$. Eventually g_Ann_D never stores a pointer allocated by p , because p never writes into it, whereas some other process writes into it infinitely many times. As a result, process p works for that process on line 16 and successfully dequeues a node (or \perp) for it. \square

From Theorems 6 and 7, we have:

Corollary 8. *The algorithm is 2-DNB.*

4 Experimental results

4.1 Experimental setting

We implemented two shared queue algorithms: our 2-DNB algorithm (Algorithm 1), and the non-blocking MS algorithm as described in [9]. The two algorithms were implemented “as is”, without any optimization: our goal was to get a rough idea of the 2-DNB algorithm’s potential compared to a commonly used non-blocking algorithm. In particular, we wanted to explore the tradeoff between the cost and benefits of the non-blocking property of the MS algorithm (which does not need any help mechanism) compared to the stronger 2+2 non-blocking property of 2-DNB (which uses a light-weight help mechanism).

We implemented both algorithms in Java, and executed them on an Intel i7-9750H CPU with 6 cores (12 threads) and 16 GBs of RAM. These are only preliminary results as we intend to re-run more extensive experiments on a dedicated multiprocessor cluster in the future. The experimental results that we obtained so far indicate that, compared to the MS algorithm, the fairness of the 2-DNB algorithm is much higher across a wide range of process speeds, albeit at the cost of a marginal reduction in throughput.

To evaluate the fairness of the two algorithms under various process speeds, we had to control the speed of individual processes. To control the speed of a process p , we added a delay immediately after every *shared memory access* (read, write or CAS) by p ; ⁷In our experiments, these delays follow an exponential distribution $Exp(\mu)$, where μ is the average delay. So the number of shared-memory steps that p executes by some time t follows a Poisson distribution with parameter $\lambda = 1/\mu$, and the simulated speed of a process p is (proportional) to $1/\mu$. ⁸ Thus, in our experiments we controlled the speed of each process by setting its corresponding average delay μ .

4.2 Experiments with two enqueueers and two dequeuers

One of our experiments considered a system with only two enqueueers and two dequeuers where we slowed one of the two enqueueers and one of the two dequeuers by a factor of k , for each k in the range $2 \leq k < 20$. To do so, we set the delay parameter μ of the slower enqueueer [dequeuer] to be k times as large as the delay parameter μ of the faster enqueueer [dequeuer].

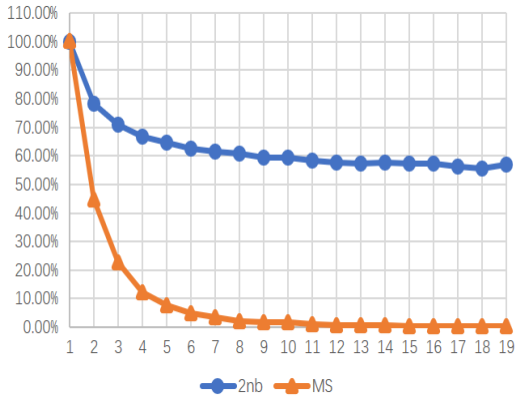


Figure 2: 2 enqueueers + 2 dequeuers
y-axis: % of fair share obtained by slow enqueueer
x-axis: slowdown factor of slow enqueueer

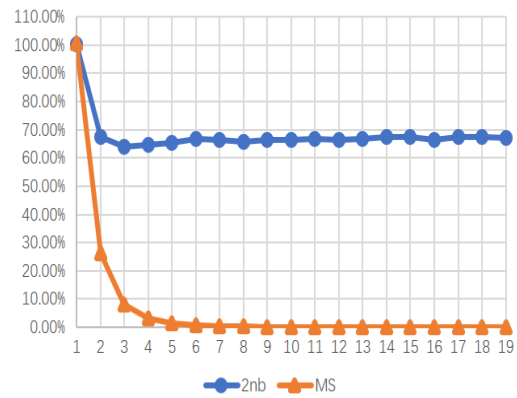


Figure 3: 2 enqueueers + 2 dequeuers
y-axis: % of fair share obtained by slow dequeuer
x-axis: slowdown factor of slow dequeuer

With the MS algorithm, we observed that the slower enqueueer and the slower dequeuer completed much less than their fair shares of operations as k increased (see Figures 2 and 3). And when we reached $k = 11$, the slow dequeuer was not able to complete *any* dequeue operation, while the other dequeuer completed about 49,000 operations; and the slow enqueueer completed only 43 operations, while the other enqueueer completed almost 59,000 operations.

In contrast, the fairness of the 2-DNB algorithm remained reasonable (55% or more) for both enqueueers and dequeuers, and for all the values of k in the range $2 \leq k < 20$.

The throughput of the 2-DNB algorithm, however, was lower than that of the MS algorithm: for k in the range $2 \leq k < 20$, the enqueueers’ throughput of the 2-DNB algorithm was about 67% to 62% of the throughput

⁷We did not add delays after local steps, e.g., after reading a local variable, because the time to perform a local step is negligible compared to the time it takes to access shared memory.

⁸This is also because the smallest delay μ that we chose in our experiments, 1ms, is orders of magnitude greater than the time that a process actually takes to execute any line of code.

of the MS algorithm, while the dequeuers' throughput was about 88% to 76% of the MS algorithm.

4.3 Experiments with eight enqueueers and eight dequeuers

The experimental results that we observed for a system with two enqueueers and two dequeuers were very encouraging, but since a 2-DNB queue is, by definition, wait-free for this special case, one may wonder whether the good fairness behaviour of our algorithm would continue to hold in systems with more processes. To check this, we considered a system with 8 enqueueers and 8 dequeuers.

As a baseline, we first executed the two algorithms in a setting \mathcal{S}_0 where all 16 processes have exactly the same speed (every process has $k = 1$). These runs confirmed that, as expected, both algorithms are indeed fair in this case: every process got very close to 100% of its fair share.⁹

We then considered what happens when, in each group, processes have different speeds. To do so, we experimented with two different settings:

- a setting \mathcal{S}_1 where the differences in speeds are relatively small; specifically, process i , for $1 \leq i \leq 8$, is slowed down by a factor of i (e.g., the speeds of processes 2, 3 and 4, are $1/2$, $1/3$ and $1/4$ of the speed of process 1, respectively).
- a setting \mathcal{S}_2 where the differences in speeds are large; specifically, process i , for $1 \leq i \leq 8$, is slowed down by a factor of 2^{i-1} (e.g., the speeds of processes 2, 3 and 4, are $1/2$, $1/4$ and $1/8$ of the speed of process 1, respectively).

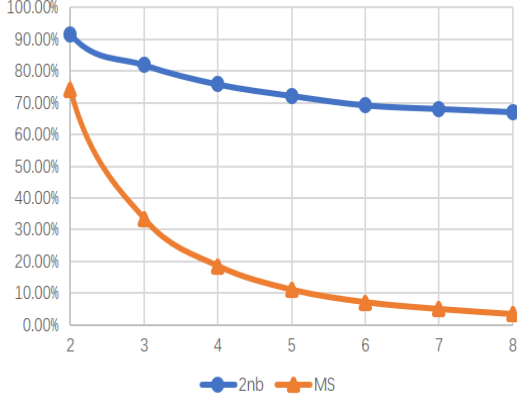


Figure 4: 8 enqueueers + 8 dequeuers
y-axis: % of fair share obtained by enqueueer i
x-axis: enqueueer i , which is slowed by factor of i

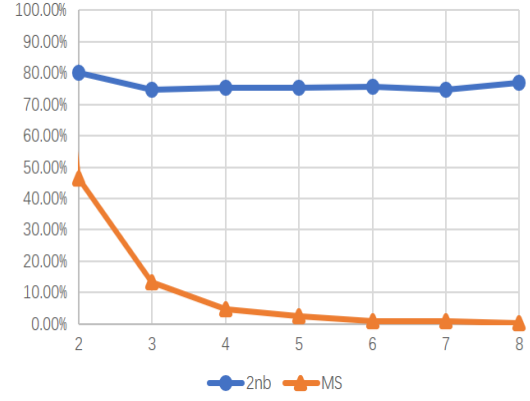


Figure 5: 8 enqueueers + 8 dequeuers
y-axis: % of fair share obtained by dequeuer i
x-axis: dequeuer i , which is slowed by factor of i

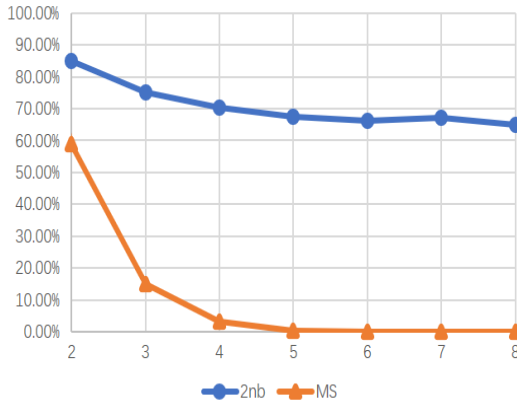


Figure 6: 8 enqueueers + 8 dequeuers
y-axis: % of fair share obtained by enqueueer i
x-axis: enqueueer i , which is slowed by factor of 2^{i-1}

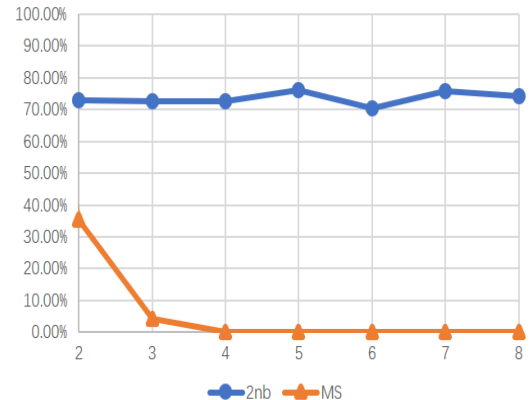


Figure 7: 8 enqueueers + 8 dequeuers
y-axis: % of fair share obtained by dequeuer i
x-axis: dequeuer i , which is slowed by factor of 2^{i-1}

⁹In each of the two groups (of 8 enqueueers and 8 dequeuers) each process completed about 12.5% of the total number of operations completed by its group.

In both settings, we observed that the fairness of the 2-DNB algorithm is even better than in the system with two enqueueers and two dequeuers: in \mathcal{S}_1 , even the enqueueer and dequeuer that were 8 times slower than the fastest enqueueer and dequeuer managed to complete 67% and 77% of their fair shares of operations, respectively (Figures 4 and 5); in \mathcal{S}_2 , even the enqueueer and dequeuer that were 128 times slower (!) than the fastest enqueueer and dequeuer completed 65% and 76% of their fair shares of operations, respectively (Figures 6 and 7).

In sharp contrast, we saw that the fairness of MS algorithm declines rapidly when the differences in speeds increase. As shown in Figures 4 and 5, enqueueers with a slowdown factor of 2, 3, 5 and 8 completed only 74%, 33%, 11% and 3% of their fair shares of enqueue operations, respectively; and dequeuers with a slowdown factor of 2, 3, 5 and 8 completed only 45%, 13%, 3% and 0%¹⁰ of their fair shares of dequeue operations, respectively. As shown in Figures 6 and 7, enqueueers (dequeuers) with a slowdown factor of 2, 4, 8 and 16 completed only 59%, 15%, 3% and 0% (35%, 4%, 0% and 0%) of their fair shares of enqueue (dequeue) operations, respectively.

We also compared the throughput of the two algorithms, in terms of the total number of completed operations. As we can see in Table 1, the throughput of the MS algorithm was marginally higher, but by less than in the experiment with two enqueueers and two dequeuers: In setting \mathcal{S}_0 , the 16 processes completed a total of 223089 and 206605 operations with the MS algorithm and the 2-DNB algorithm, respectively; so the throughput of the 2-DNB algorithm was 92.6% of the MS algorithm. In setting \mathcal{S}_1 , they completed a total of 112147 and 100490 operations with the MS algorithm and the 2-DNB algorithm, respectively. In setting \mathcal{S}_2 , they completed a total of 111710 and 93357 operations with the MS algorithm and the 2-DNB algorithm, respectively. So in \mathcal{S}_1 and \mathcal{S}_2 , the throughput of the 2-DNB algorithm was 89.6% and 83.6% of the MS algorithm, respectively.

		NQ throughput	DQ throughput	Total	2-DNB/MS
\mathcal{S}_0	MS	128167	94922	223089	92.61%
	2-DNB	93177	113428	206605	
\mathcal{S}_1	MS	61522	50625	112147	89.61%
	2-DNB	44445	56045	100490	
\mathcal{S}_2	MS	61003	50707	111710	83.57%
	2-DNB	42856	50501	93357	

Table 1: Throughputs of the MS and 2-DNB algorithms in settings \mathcal{S}_0 , \mathcal{S}_1 , \mathcal{S}_2

References

- [1] Yehuda Afek, Hagit Attiya, Danny Dolev, Eli Gafni, Mike Merritt, and Nir Shavit. Atomic snapshots of shared memory. *Journal of the ACM*, 40(4):873–890, 1993.
- [2] Dan Alistarh, Keren Censor-Hillel, and Nir Shavit. Are lock-free concurrent algorithms practically wait-free? *Journal of the ACM (JACM)*, 63(4):1–20, 2016.
- [3] Dan Alistarh, Thomas Sauerwald, and Milan Vojnović. Lock-free algorithms under stochastic schedulers. In *Proceedings of the 2015 ACM Symposium on Principles of Distributed Computing*, pages 251–260, 2015.
- [4] Naama Ben-David, David Yu Cheng Chan, Vassos Hadzilacos, and Sam Toueg. k-abortable objects: Progress under high contention. In Cyril Gavoille and David Ilcinkas, editors, *Distributed Computing - 30th International Symposium, DISC 2016, Paris, France, September 27-29, 2016. Proceedings*, volume 9888 of *Lecture Notes in Computer Science*, pages 298–312. Springer, 2016.
- [5] Victor Bushkov and Rachid Guerraoui. Safety-liveness exclusion in distributed computing. In *Proceedings of the twenty fourth annual ACM symposium on Principles of Distributed Computing*. ACM, 2015.

¹⁰Dequeuer 8 managed to complete only 5 dequeue operations, while the group of dequeuers completed about 50000 dequeues.

- [6] Maurice Herlihy. Wait-free synchronization. *ACM Transactions on Programming Languages and Systems (TOPLAS)*, 13(1):124–149, 1991.
- [7] Maurice Herlihy and Nir Shavit. On the nature of progress. In Antonio Fernández Anta, Giuseppe Lipari, and Matthieu Roy, editors, *Principles of Distributed Systems - 15th International Conference, OPODIS 2011, Toulouse, France, December 13-16, 2011. Proceedings*, volume 7109 of *Lecture Notes in Computer Science*, pages 313–328. Springer, 2011.
- [8] Maurice P Herlihy and Jeannette M Wing. Linearizability: A correctness condition for concurrent objects. *ACM Transactions on Programming Languages and Systems (TOPLAS)*, 12(3):463–492, 1990.
- [9] Maged M Michael and Michael L Scott. Simple, fast, and practical non-blocking and blocking concurrent queue algorithms. In *Proceedings of the fifteenth annual ACM symposium on Principles of distributed computing*, pages 267–275. ACM, 1996.

A Proof of linearizability of the 2-DNB queue algorithm

Recall that H is any history of the algorithm, and we constructed a completion H' of H as follows:

- For each incomplete ENQUEUE operation in H , if it allocates a new node on line 4 and this node has been pointed to by the g_Tail pointer, then it is completed in H' by returning **done**; otherwise, it is removed from H' .
- For each incomplete DEQUEUE operation in H , if it allocates a new location on line 18 and this location has been pointed to by $g_Head.addr$, then it is completed in H' by returning the value of $g_Head.value$ at the earliest time when $g_Head.addr$ points to the new location it allocated; otherwise, it is removed from H' .

We then constructed a linearization L of H' as follows:

- Each ENQUEUE operation in H' is linearized when g_Tail first points to the new node it allocates on line 4.
- Each DEQUEUE operation is linearized when $g_Head.addr$ first points to the new location it allocates in line 18 if the return value of the DEQUEUE is not \perp ; otherwise it is linearized when the first process that sets $g_Head.addr$ to point to the new location last reads g_Tail in line 54.

Note that by this construction, no operation can be linearized before it is invoked. This is easy to see for ENQUEUE operations and DEQUEUE operations that do not return \perp , because these operations are linearized when their newly allocated node or location is pointed to by g_Tail or $g_Head.addr$. For each DEQUEUE operation that returns \perp , the process that first sets $g_Head.addr$ to point to the new location on line 60 must have previously read a pointer to that new location on line 14 before executing line 54, which is the linearization point of the operation. Clearly, a pointer to the new location cannot be created before the location is allocated, so the operation is linearized after it is invoked.

Thus we observe that:

Observation 9. *The linearization points of the linearization L of H' are well defined and within their execution intervals if the following properties hold:*

- For each ENQUEUE operation, a pointer to the new node it allocates on line 4 can be written into g_Tail at most once, and has occurred exactly once when the operation completes.
- For each DEQUEUE operation, a pointer to the new location it allocates on line 18 can be written into g_Head at most once, and has occurred exactly once when the operation completes.

Lemma 10. *The following properties always hold:*

1. *The linked list starting from g_Init_Node is never disconnected.*
2. *$g_Head.ptr$ always points to a node in the linked list starting from g_Init_Node . Furthermore, if $g_Head.ptr$ is changed from pointing to a node A to pointing to a node B , then the next pointer of A points to B .*
3. *g_Tail always points to a node in the linked list starting from g_Init_Node that is not before the node pointed to by $g_Head.ptr$. Furthermore, if g_Tail is changed from pointing to a node A to pointing to a node B , then the next pointer of A points to B .*

4. Whenever a node A is linked to a node B (in the sense that the next pointer of A is set to point to B), A is the last node in the linked list starting from g_Init_Node and g_Tail points to A .

Proof. First observe that all these properties hold when the queue is initialized. From this, we show that each property must always hold as follows:

1. Since no step of the algorithm can change the *next* pointer of a node from a non-*NULL* value, links between nodes can never be removed. Thus the linked list starting from g_Init_Node can never be disconnected, i.e., Property 1 always holds.
2. $g_Head.ptr$ can only be changed by a successful CAS on line 66. (Note that line 60 cannot change $g_Head.ptr$.) If the CAS in line 66 is successful, then since line 64 is executed before line 66, observe that if A is the node that $g_Head.ptr$ originally pointed to and B is the node that $g_Head.ptr$ points to afterward, then the *next* pointer of A points to B (because Property 1 always holds). Thus $g_Head.ptr$ is simply changed from one node to the next in the linked list starting from g_Init_Node . So Property 2 always holds.
3. The value of g_Tail can only be changed by a successful CAS on one of lines 36, 42 and 46. If the CAS is successful, then since lines 33, 30, and 44 are executed before lines 36, 42 and 46 respectively, observe that if A is the node that g_Tail originally pointed to and B is the node that g_Tail points to afterward, then the *next* pointer of A points to B (because Property 1 always holds). Thus g_Tail still points to a node in the linked list starting from g_Init_Node . Moreover, g_Tail never lags behind $g_Head.ptr$, because line 66, the only line that moves $g_Head.ptr$ to the next node, is only executed when $l_Head.ptr \neq l_Tail$ (line 59), where $l_Head = g_Head$ (line 53) and $l_Tail = g_Tail$ (line 54). If g_Tail ever lags behind $g_Head.ptr$, then some operation must have moved $g_Head.ptr$ one step forward when $l_Head.ptr = l_Tail$, which never happens. So Property 3 always holds.
4. The only step of the algorithm that can link two nodes is a successful CAS on $l_Tail \rightarrow next$ on line 44. We need to show this l_Tail is pointing to the last node in the linked list starting from g_Init_Node . Since Property 3 always holds and l_Tail was set to g_Tail on line 29, l_Tail points to a node in the linked list starting from g_Init_Node . Since the CAS succeeds, the next pointer of this node is *NULL*. So since Property 1 always holds, this node that is pointed to by l_Tail must be the last node of the linked list starting from g_Init_Node . Furthermore, since Property 3 always holds, this node is also still pointed to by g_Tail . Thus Property 4 always holds. \square

Definition 11. The state of a 2-nonblocking queue is defined to be the linked list of nodes between the nodes pointed to by $g_Head.ptr$ and g_Tail , excluding the node pointed to by $g_Head.ptr$.

By Lemma 10, the state of a queue is always well defined, because $g_Head.ptr$ and g_Tail both point to nodes in the linked list of nodes starting from g_Init_Node and g_Tail always points to a node that is not before the node pointed to by $g_Head.ptr$.

Lemma 12. The following two properties always hold:

- (a) $g_Tail \rightarrow flag$ is always 1.
- (b) Whenever a node is added to the list, it has $flag = 0$.

Proof. For (a) we note that $g_Tail \rightarrow flag$ is initially 1. Furthermore, g_Tail is changed only on lines 36, 42, and 46. In each case, the preceding line has set to 1 the *flag* field of the node to which g_Tail will point. Finally, observe that after the *flag* field of this node is set to 1, it can never be changed by any step of the algorithm. Thus (a) always holds.

For (b) we note that the only place where a node is added to the list is on line 44. Suppose, for contradiction, that a process p adds to the list a node r with $flag = 1$ in some execution of line 44, say at time t_1 . The *flag* field of a node is set to 1 only in lines 35, 41, and 45, and in all these cases the node has already been added to the list. Therefore, some process p' added r to the list before time t_1 , say at time t_2 . Let t_0 be the last time before t_1 when p executed line 29. If t_2 is before t_0 , then there are two cases: either $r \rightarrow flag$ is set to 1 before t_0 , or not. If $r \rightarrow flag$ is set to 1 before t_0 , then the process p that would add r to the list at time t_1 would, after time t_0 , find that $r \rightarrow flag = 1$ on line 31, and so not execute line 44 at time t_1 , contradicting that p adds r to the list at that time. Otherwise, since $r \rightarrow flag$ was not set to 1 before t_0 and we have already proven that (a) always holds, g_Tail is also not moved to the added node r before t_0 either. So the value of $g_Tail \rightarrow next$ that p read after t_0 is not *NULL*, but rather a pointer to the node r . But then, by line 40, p does not execute line 44 at time t_1 , contradicting that p adds r to the list at that time.

If t_2 is between t_0 and t_1 , then there are two cases. In case 1, p finds that the value of $g_Tail \rightarrow next$ that p read after t_0 is not *NULL*, but rather a pointer to the node r . So again, by line 40, p does not execute

line 44 at time t_1 , contradicting that p adds r to the list at that time. In case 2, p finds that the value of $g_Tail \rightarrow next$ that p read after t_0 is $NULL$, but since $t_2 < t_1$, $g_Tail \rightarrow next$ is changed from $NULL$ to a pointer to r at time t_2 . So the CAS that p executes at time t_1 fails, again contradicting that p adds r to the list at that time. \square

Lemma 13. *Any node is linked in the queue at most once.*

Proof. Suppose, for contradiction, that some node r is linked into the queue more than once. Consider the time just before r is linked into the queue for the second time.

By Property 1 of Lemma 10 and Definition 11, r is already within the the linked list starting from g_Init_Node at this time. By Property 4 of Lemma 10, g_Tail points to the last node in this linked list just before r is linked into it again. Then, since Properties 1 and 3 of Lemma 10 always hold and g_Tail now points to the last node of the linked list, g_Tail has previously pointed to every node of the linked list. Consequently, since r is already within the linked list at this time, there must exist an earlier time when g_Tail pointed to r . Thus by Lemma 12(a), $r \rightarrow flag = 1$ at this earlier time.

Finally, observe that $r \rightarrow flag$ can never be changed from 1. Thus $r \rightarrow flag$ still contains 1 at the time when r is linked into the queue for the second time — contradicting Lemma 12(b). \square

Now observe that by Lemmas 10 and 13:

Corollary 14. *The g_Tail can be set to point to each node at most once.*

Lemma 15. *Any new location allocated by a DEQUEUE operation can not be pointed to by $g_Head.addr$ more than once.*

Proof. Suppose, for contradiction, that $g_Head.addr$ points to a location $addr_0$ allocated by a single DEQUEUE operation twice. Let t_1 be the earliest time when a process p executes line 60 or 66 and succeeds in setting $g_Head.addr$ to point to $addr_0$. Let t_3 be the earliest time after time t_1 when a process q (not necessarily different from p) executes line 60 or 66 and also succeeds in setting $g_Head.addr$ to point to $addr_0$. Let t_2 be the last time q reads g_Head on line 53 before q sets $g_Head.addr$ to point to $addr_0$. If t_2 is before t_1 , then since process p changes the value of g_Head at time t_1 , at time t_3 , $l_Head \neq g_Head$ for process q on line 60 or 66, so q fails its CAS, a contradiction.

If t_2 is after t_1 , process q will read a g_Head value that has previously been set by p . It is either a newer value or the value set by p . In the latter case, process q will execute line 55 to change the value in the location $addr_0$, and then it finds the value in the location $addr_0$ is not $NULL$ in line 56. So q will return on line 57 without executing line 60 or 66, a contradiction.

In the former case, there must be some other process(es) performing successful CAS(es) on line 60 or 66 to change g_Head after p changes g_Head . At least one of them must see $g_Head.addr = addr_0$, and executes line 55 (and these happens between t_1 and t_2). Then after time t_2 , process q will find that the value in the location $addr_0$ is not $NULL$ in line 56. So q will return on line 57 without executing line 60 or 66, a contradiction. \square

Lemma 16. *If a node's $flag$ field contains 1, then the node is in the linked list of nodes starting from g_Init_Node .*

Proof. The node g_Init_Node begins with $flag = 1$, but all other nodes have $flag$ set to 0 when allocated (lines 4 to 7). The $flag$ field of a node can then be set to 1 only on lines 35, 41, and 45.

If a node's $flag$ field is set to 1 on line 35 or 41, then this node was previously the node after the node pointed to by g_Tail (lines 29 to 30 or lines 32 to 33). So by Lemma 10, this node is in the linked list of nodes starting from g_Init_Node .

If a node's $flag$ field is set to 1 on line 45, then this node was previously linked on line 44 to a node previously pointed to by g_Tail (line 29). So by Lemma 10, this node is in the linked list of nodes starting from g_Init_Node . \square

Lemma 17. *For each ENQUEUE operation, g_Tail has been set to point to the new node it allocates on line 4 exactly once.*

Proof. An ENQUEUE operation returns only after, it has performed a TRYTOENQUEUE procedure on line 8 with the node that it allocated on line 4 and the TRYTOENQUEUE procedure has returned **done** instead of **failed**. A TRYTOENQUEUE procedure returns **done** either on line 38 or line 47.

In the former case, the TRYTOENQUEUE procedure previously found that $l_Node \rightarrow flag = 1$ (line 31), and then attempted to move g_Tail forward in the linked list of nodes starting from g_Init_Node if g_Tail was not already at the end of the list (lines 32 to 36). By Lemma 16, l_Node was already in the linked list of nodes starting from g_Init_Node when $l_Node \rightarrow flag$ was set to 1. By Property 4 of Lemma 10, g_Tail was pointing

to the node before $LNode$ when $LNode$ was linked into the list. By Lemma 10, g_Tail can only be moved forward node by node through the list starting from g_Init_Node that can never be disconnected. Thus after the TRYTOENQUEUE procedure attempted to move g_Tail forward in the linked list of nodes starting from g_Init_Node if g_Tail was not already at the end of the list (lines 32 to 36), observe that g_Tail must have previously been set to point to $LNode$.

In the latter case, the TRYTOENQUEUE procedure previously set the *next* field of some node to point to $LNode$ on line 44, then attempted to change g_Tail from $LTail$ to $LNode$ on line 46. By Property 4 of Lemma 10, line 44 added $LNode$ to the end of the linked list starting from g_Init_Node , with $g_Tail = LTail$ pointing to the node that was previously at the end.

Then observe that after line 46, regardless of whether the CAS succeeds, $g_Tail \neq LTail$. So g_Tail has been changed after line 44. Thus by Property 3 of Lemma 10, g_Tail must have been set to point to $LNode$, the next node in the linked list, at some time between lines 44 and 47.

So in both cases, a TRYTOENQUEUE procedure only returns **done** after g_Tail has previously been set to point to $LNode$. Thus by Corollary 14, when an ENQUEUE operation completes, g_Tail has previously been set to point to the node it allocated on line 4 exactly once. \square

Lemma 18. *For each DEQUEUE operation, $g_Head.addr$ has been set to point to the new location it allocates on line 18 exactly once.*

Proof. An DEQUEUE operation returns only after, it has performed a TRYTODEQUEUE procedure on line 21 with the location that it allocated on line 18 and the TRYTODEQUEUE procedure did not return **failed** (line 25). A TRYTODEQUEUE procedure returns a non-**failed** value only on lines 57, 61, and 67.

If a TRYTODEQUEUE procedure returns on line 57, then it has found that $Laddr \neq NULL$ on line 56. A non- $NULL$ value can only be written to $Laddr$ on line 55, and only if $Laddr$ has been previously pointed to by $g_Head.addr$ (line 53). Thus $g_Head.addr$ has previously pointed to $Laddr$ when a TRYTODEQUEUE procedure returns on line 57.

If a TRYTODEQUEUE procedure returns on line 61 or line 67, then it previously set $g_Head.addr$ to $Laddr$ on line 60 or 66.

So in all cases, a TRYTODEQUEUE procedure only returns a non-**failed** value after $g_Head.addr$ has previously been set to point to $Laddr$. Thus by Lemma 15, when an DEQUEUE operation completes, $g_Head.addr$ has previously been set to point to the location it allocated on line 18 exactly once. \square

By Lemmas 14, 15, 17 and 18, we have the following:

- For each ENQUEUE operation, a pointer to the new node it allocates on line 4 can be written into g_Tail at most once, and has occurred exactly once when the operation completes.
- For each DEQUEUE operation, a pointer to the new location it allocates on line 18 can be written into g_Head at most once, and has occurred exactly once when the operation completes.

Thus by Observation 9, the linearization points of the linearization L of H' are well defined and within their execution intervals.

Theorem 19. *The linearization respects the sequential specification of a queue.*

Proof. By Definition 11, we regard the nodes between $g_Head.ptr$ and g_Tail as the actual nodes of the queue, excluding the node pointed to by $g_Head.ptr$. By Lemma 10, the queue is always connected and there is no transientstate.

We linearize an ENQUEUE operation at the point when g_Tail is moved forward through the linked list to point to the node that the ENQUEUE operation allocated on line 4. Thus by Definition 11, the allocated node is enqueued exactly at the linearization point of the ENQUEUE operation.

We linearize a DEQUEUE operation that returns a non- \perp value at the point when the location that it allocated on line 18 is pointed to by $g_Head.addr$ (line 66). Note that at this linearization point, $g_Head.ptr$ would simultaneously be moved forward through the linked list, and that the node which is dequeued by Definition 11 has value equal to the return value of the DEQUEUE operation.

We linearize a DEQUEUE operation that returns \perp at the point when the process that would on line 60 set $g_Head.addr$ to point to the location it allocated on line 18 last reads g_Tail on line 54. Note that at this linearization point, since $LHead.ptr = LTail$ (line 59), the queue is empty by Definition 11.

Thus our linearization points are simultaneous with the queue structure changes, so they follow the semantics of a queue structure. \square

B Universal 2-nonblocking algorithm

Below we give a *universal construction* for 2-nonblocking objects of any type T . The input to this algorithm is the sequential specification of the type T given in the form of a function $apply_T$. This function maps tuples of the form (op, s) where op is an operation to be applied to the object and s is the object current state, to a tuple (s', r) , where s' is the new state of the object and r is the return value. As in our 2-DNB queue algorithm, a process first tries to help another process only *once* (the “altruistic” phase in lines 2-3) and then it repeatedly tries to perform its *own* operation until it is done (the “selfish” phase in lines 4-11). All the processes that need help compete by writing their call for help on the *same* shared register g_Ann ; as we explained earlier, this promotes fairness. The proof of correctness is a simplification of the one that we give for the 2-DNB queue algorithm.

Fig. 9 Shared objects for the universal 2-nonblocking algorithm

g_Ann : A register with two fields:

op : the operation to execute.

$addr$: a pointer to a location that stores a returned value or $NULL$, initially pointing to any non- $NULL$ value.

g_R : A compare&swap with three fields:

$state$: a register containing an integer, initially with the initial state.

$response$: the response value to be returned by the function, initially $NULL$.

$addr$: a pointer to a location where $R.response$ will be stored, initially pointing to any non- $NULL$ value.

Algorithm 2 Universal 2-nonblocking algorithm (code for process p)

```

1: procedure 2NB-U( $op$ )
2:    $(op', l\_addr) := g\_Ann.READ()$ 
3:   TRYToDo( $op', l\_addr$ )
4:    $l\_addr :=$  a pointer to a new location
5:    $*(l\_addr).WRITE(NULL)$ 
6:   repeat
7:      $t := \text{TRYToDo}(op, l\_addr)$ 
8:     if  $t = \text{failed}$  then
9:        $g\_Ann.WRITE(op, l\_addr)$ 
10:    end if
11:  until  $t \neq \text{failed}$ 
12:  return  $t$ 
13: end procedure

14: procedure TRYToDo( $op, l\_addr$ )
15:    $l\_R := g\_R.READ()$ 
16:    $*(l\_R.addr).WRITE(l\_R.response)$ 
17:   if  $*(l\_addr).READ() \neq NULL$  then
18:     return  $l\_addr.READ()$ 
19:   end if
20:    $(s', response') := apply_T(op, l\_R.state)$ 
21:   if  $CAS(g\_R, l\_R, (s', response', l\_addr))$  then
22:     return  $response'$ 
23:   else
24:     return failed
25:   end if
26: end procedure

```
