

Note: This paper has been significantly revised, with new studies and a more robust theoretical background. The new version is at [arXiv:2305.09813](https://arxiv.org/abs/2305.09813). It differs substantially, though, so we keep this version online for reference.

Trustworthy Transparency by Design

Valentin Zieglmeier

Technical University of Munich, Germany
valentin.zieglmeier@tum.de

Alexander Pretschner

Technical University of Munich, Germany
alexander.pretschner@tum.de

Abstract

Individuals lack oversight over systems that process their data. This can lead to discrimination and hidden biases that are hard to uncover. Recent data protection legislation tries to tackle these issues, but it is inadequate. It does not prevent data misuse while stifling sensible use cases for data.

We think the conflict between data protection and increasingly data-based systems should be solved differently. When access to data is given, all usages should be made transparent to the data subjects. This enables their *data sovereignty*, allowing individuals to benefit from sensible data usage while addressing potentially harmful consequences of data misuse.

We contribute to this with a technical concept and an empirical evaluation. First, we conceptualize a transparency framework for software design, incorporating research on user trust and experience. Second, we instantiate and empirically evaluate the framework in a focus group study over three months, centering on the user perspective.

Our transparency framework enables developing software that incorporates transparency in its design. The evaluation shows that it satisfies usability and trustworthiness requirements. The provided transparency is experienced as beneficial and participants feel empowered by it. This shows that our framework enables *Trustworthy Transparency by Design*.

1 Introduction

In our increasingly digitalized world, we are all dependent on technical systems that process our data. Everything from human resources to voter registrations is now handled by computer systems, which means that data are utilized. More often than not, we as individual users do not have control over these systems or oversight how our data are used. In the private sector, the traditional approach of many businesses is to force users to either accept their terms of service or forfeit access to their services. For governmental institutions on the other hand, completely opting out can often be impossible.

This black box nature of data processing raises concerns. The lack of control and oversight means there is little recourse

in case of data misuse. With increasingly automated and automatic decision making, the risks of data misuse rise further [11, 73, 120]. Data-based insights may play a role in deciding if a person should be invited for a job interview, if they should get a driving license, or qualify for a loan. It therefore becomes vital that any discrimination or misuse of data can be uncovered and challenged [98].

To protect individuals' privacy and ensure accountability, data protection legislation is employed [36, 100]. Depending on the cultural context and underlying trust model, it takes different shape [13, 89]. A traditional approach is to depend on self-regulation and voluntary codes, as is common in many parts of the United States of America [100]. This optimistic solution can be classified as *detective enforcement*. It assumes many data usages to be benign and enables them by default. Terms of use or non-disclosure agreements enable *ex post* reaction to misuse [88, 89]. Recent privacy legislation such as the 2016 General Data Protection Regulation (GDPR) [45] of the European Union and the 2018 California Consumer Privacy Act (CCPA) [15] go beyond voluntary codes to implement formal privacy regulation and provide individuals more control over their data [13, 100]. This can be seen as a move towards *preventive enforcement*. It only permits data usage for purposes specified in advance and therefore strives to prevent misuse *ex ante* [91, 108].

We think this added protection is important, but it is in many cases insufficient to prevent data misuse while at the same time stifling sensible use cases for data. Individuals are required to agree in advance to potential data usages, meaning they have to understand the impacts of giving access to their data. This can already be a challenge when it comes to the intended usage of data, as the lengths of typical privacy policies show¹ (see also [77]). More problematically though, data that are given away may be used in *unexpected* and *unintended* ways [58, 95], and hence be misused from the perspective of the data subject. This can happen intentionally, by trick-

¹Google's for example, when viewed as a PDF, is 30 pages long: https://www.gstatic.com/policies/privacy/pdf/20200331/acec359e/google_privacy_policy_en_eu.pdf

ery or hiding of essential information, or unintentionally, by misreading or misrepresenting those data. Finally, there is little recourse in cases where data are already public or can be indirectly inferred [83, 114]. Overwhelmed by choice and a lack of oversight, and backed by laws such as the GDPR and CCPA, individuals might therefore aim for absolute data minimization. This ideal certainly reduces the potential for misuse, but opting out could lead to other disadvantages or might not be possible at all. Furthermore, the *preventive* approach of these laws makes it difficult to utilize data beyond cases in which they are absolutely necessary, restraining legitimately helpful data usages and stifling research and innovation in the big data space [39, 60, 83, 119].

We think that this issue can be solved differently. Inspired by Brin [14], we envision making all usages of individuals' data visible (transparent) to them. Having direct oversight over how their data are used empowers individuals to gain true *data sovereignty* [58], meaning “self-determination [...] with regard to the use of their data” [59, p. 550]. This has the potential to improve their trust to allow data usages that might be beneficial to them. In addition to helping to uncover misuse retroactively which enables *accountability* [114], this transparency could also increase the *felt accountability* of data consumers [47], thereby deterring data misuse even before it occurs.

Some data, such as health or genetic data, will always warrant a *preventive* approach due to their high sensitivity. Furthermore, in scenarios where a power asymmetry is likely, such as between employer and employee [16, p. 166], the added transparency alone is not sufficient to protect individuals. Additional safeguards, such as strong workers' councils or appropriate recourse in case of data misuse (see, e.g., [83, p. 36]), may therefore be a prerequisite for this idea. Given those, we think it could be a promising solution to the conflict between data protection and data-based use cases.

To illustrate our vision, consider the example of software developers in an IT company. These employees are in high demand in the labor market and can work remotely, enabling labor mobility. Therefore, the inherent power asymmetry between them and their employer is balanced out. Data about these employees are stored in various systems and accessed through a multitude of tools. In this scenario, employees track their work in issue tracking software, which means that data about the specific technologies and problems they work on, as well as whom they collaborate with, exist. The traditional *detective* approach allows utilizing these data for, e.g., company-level decision making or collaboration between colleagues. However, it makes room for profiling and patronization of employees based on data that might not represent the full picture or be inadequate for these uses. Employees might be fired or discriminated against due to misinterpreted or misused data, and have no recourse against it. With a *preventive* approach on the other hand, any data usage beyond those required by basic work processes is forbidden. This makes it difficult to

implement systems enabling advanced data-based use cases. Yet, as we have deliberated above, misuse of data is not sufficiently prevented. If we now imagine the same example with the envisioned transparency over data usages, those issues are addressed. Employees are free to collaborate without any overhead, and data can be utilized for company-level decision making. Should data be misused and harmful consequences for an employee arise, they have access to a tamper-proof audit trail. To fight back, they can make it available to their workers' council or a lawyer to support their case.

In this paper, we explore the relationship of trust and transparency to understand to which extent the *data sovereignty* of individuals can be enabled with trustworthy transparency into data usage processes. Our goal is to facilitate data-based use cases that can be beneficial for individuals while protecting them from misuse of their data. To that end, we describe a technical concept for a transparency framework that enables *Transparency by Design*. It is based on the idea that if data are used, those usages are tracked and made transparent to data subjects. In order for the framework to be useful, it depends on the acceptance and trust of individuals. Therefore, we instantiate and evaluate the framework to understand the user perspective on our concept. Our evaluation is designed as a focus group study and mirrors a real-world use case provided by our industry partner. We assess and discuss the user experience and personal perspectives of participants, as well as the perceived trustworthiness of the transparency framework.

The idea of providing individuals with transparency about how their data are used has existed for a long time (see Section 2). Many previous works are conceptual (e.g., [2, 14, 28, 114]), serving as a foundation to our work. We implement their idea in practice and show its effect on individuals. Some go in different directions, which does not sufficiently address the problems we have outlined or introduces new issues that we want to avoid (e.g., [12, 29, 43, 87]; see related work). For example, some authors propose having individuals store all of their data themselves, introducing problems with data security and validation [43]. Finally, there are proposals that go in the same direction: The *CIA framework* tries to enable usage logging for data based on Java JAR files [106]. The privacy platform *Ancile* automatically audits Python scripts sent to its server [9]. These existing implementations do not cover two important aspects: First, they are use case specific and therefore cannot be generalized to enable transparency into any data usage process. Second, they do not consider the user perspective, which is an important factor to empower individuals and enable their acceptance and trust. For a full discussion of related work, see Section 2.

We contribute to closing these gaps with a technical concept and an empirical evaluation. Our concept for a transparency framework allows integrating *Transparency by Design* into software systems. Based on research on user trust and experience, we describe how we systematically foster trust in the framework and improve its user experience. In our evalua-

tion, we find that our framework satisfies usability and trustworthiness requirements. Finally, we present evidence that participants of our focus group find the transparency they experienced beneficial and feel empowered by it.

2 Related Work

The concept of *data sovereignty* and its application to strengthen individuals' data privacy has been developed by Hummel et al. [58] and Dabrock [28]. The latter in particular discusses a technical concept that shares many similarities with our approach, mainly in that a so-called *data agent* tracks transmission and processing of data [28]. Contrary to their idea of automatically deciding which data usage is acceptable and which is not, we focus on making transparent the logged usages to data owners. Dabrock does not consider the possibility of *unexpected* and *unintended* usages of data that only become apparent through transparency into data usage processes. There is a gray area of usages that might be technically allowed, but questionable. With our approach of full transparency into data usage processes, we think we can enable the (*felt*) *accountability* of data consumers [47, 114]. In addition, this direct oversight is in our view a prerequisite for true *data sovereignty* of individuals.

There have been many great thinkers who have contributed to shaping this thought. We are inspired by Brin [14], who first described the idea of allowing full transparency over any data usage. Another important predecessor to our work is the paper on *hippocratic databases* by Agrawal et al. [2]. They discuss the usefulness of giving individuals access to audit trails of databases holding their information, allowing them to detect misuse [2]. Finally, Weitzner et al. also describe the potential of making data usages transparent to individuals, achieving what they refer to as *information accountability* [114]. They see two main advantages over the status quo: First, reducing individuals' mental load as they do not have to judge *ex ante* all potential usages of their data. Second, enabling redress in case of harmful misuse of data [114]. These works serve as a theoretical foundation to our concept. We implement their idea in practice and show its effect on individuals.

Gates and Slonim [43] take our concept a step further to maximize the *data sovereignty* of individuals. They envision having individuals store all of their data themselves, retaining full control. There exist multiple other concepts that aim in a similar direction (e.g., [29, 57, 82, 87]). We refer to this idea as *personal data stores*.² The overarching goal is sensible, but we consider the approach of creating *personal data stores* non-ideal. It introduces multiple challenges that do not seem to outweigh the benefits, primarily the increased responsibility laid on individuals to keep their data secure [43]. Another important problem is data authenticity or provenance, especially

critical for data that the owner might be interested to manipulate [43, 87]. Our approach gives individuals similar power. At the same time, they are not burdened with problems related to having to safekeep their data themselves. Furthermore, we avoid the problem of data validation for data consumers.

Finally, Sundareswaran et al. [106] and Bagdasaryan et al. [9] describe technical concepts that share many ideas with ours. The *CIA framework* [106] tries to solve a similar problem to ours on a very technical level. The idea of incorporating logging based on the behavior of the app is implemented with Java JAR files [106]. *Ancile* [9] on the other hand is an online privacy platform. It also identifies many of the same challenges that we see. This technical implementation considers Python-based analysis scripts that are sent to the *Ancile* server for execution. Both concepts are very promising and relevant, but they both do not address two important aspects: First, their implementations are highly use case specific, which makes them unfit for generalization. The JAR-based logging of the *CIA framework* for example can only be implemented in programs that can handle data distributed as binaries. We go beyond these technical proposals to describe a methodology of incorporating transparency into any software design. Second, both do not consider the user perspective, a vital aspect of privacy and empowerment. Based on the state of the art in user trust research, we conceptualize factors that can foster usability and trust. We apply those in an instantiation of our framework and evaluate it with a focus on user acceptance and trust. In our focus group study, we assess if participants consider the experienced transparency to be beneficial and feel empowered by it. Finally, we deliberate the factors that contribute to this effect.

3 Background: Trust and Transparency

Before describing the envisioned transparency framework, we first give an overview over research on *trust* and *transparency*, their relationship to each other, as well as their relevance for our context.

User trust in technology is important, considering that it influences users' intention to use, adoption, and continued use [65, 97, 104]. Furthermore, trust antecedents such as credibility can increase intention to use as well [86].

Research on trust can be differentiated between *interpersonal trust* and *trust in automation*. For interpersonal trust, the formative model conceived by Mayer et al. defines three central antecedents for trust: *ability*, *integrity*, and *benevolence* [76]. Corresponding to these, for trust in automation the antecedents of *purpose*, *process*, and *performance* were defined by Lee and See [69] based on earlier work by Lee and Moray [68]. Their model has been shown to better reflect users' beliefs in the context of IT artifacts [104]. It is commonly applied in research on user trust in the context of various technological applications (see, e.g., [23, 53, 55]). User trust and trust antecedents have been researched for

²Term coined by de Montjoye et al. [29] and Papadopoulou et al. [87].

different application areas of computer science, such as software tools [110], automation [69], algorithms [64], or context-aware systems [7], among various others.

Transparency itself can be a trust antecedent [49, 53, 102]. In the context of technology, providing transparency means informing the user about the system’s function (purpose) and functionality (process) [49, 53]. The influence of transparency on trust has been shown relating to how software tools are designed on a higher level [24, 27, 102] but also for the underlying algorithms [6, 64, 70].

There are limits as to how far transparency is effective in fostering trust, depending on how it is provided and to which degree [64, 66, 93]. Too much transparency [64] or “wrong” ways to frame this transparency [93] may even reduce trust. In addition, if explanations or insights are too technical, this too can render them ineffective or counterproductive towards trust [27, 66, 96].

Subsequently, the transparency *provided* by software tools needs to also be trustworthy to be effective. Of course, this includes ensuring technically that protection systems cannot be circumvented and, if possible, giving guarantees of that [19]. That is not sufficient by itself, though. The way information is presented, framed, and the human factors that surround a system’s implementation or rollout are of equal importance [33, 34, 54]. To illustrate this: If a system is built to be cryptographically secure, but users are not informed of this fact or do not trust the messenger, this technical fact alone does little to improve their trust in the system.

4 Enabling Trustworthy Transparency Into Data Usage Processes

Currently, data usage processes happen without oversight of the individuals concerned by them. For example, people analytics software is used to understand and steer the workforce in many companies. These tools access a variety of data, such as information about employees’ conduct or performance. If data are analyzed or interpreted through these tools, this is nontransparent to the data subjects [8, 40]. The insights gained from these tools may disadvantage or discriminate, but this can be almost impossible for individuals to uncover [118]. There might be documents describing in theory how data may be used, such as company agreements or terms of service. Yet, it is all but impossible for an individual to oversee that these agreements are followed in practice. In addition, both intentionally and unintentionally, data that have been given away can be used in ways that are *unexpected* and *unintended* to individuals, something that we consider misuse of data.

To tackle this, various authors have proposed making data usage processes transparent to the data subjects (e.g., [2, 114]). Based on their conceptual work, we derive a technical concept for a transparency framework. Our overarching vision is to devise an entirely new software design. Following *Privacy*

by Design [17], we envision *Transparency by Design*. All software should be built in such a way that data usages can be limited, prevented, and—most importantly—traced back. Our transparency framework concept represents a software design pattern that enables this *Transparency by Design*.

Previous works towards this goal do not cover two important aspects: First, they omit the global perspective. The solutions are often highly use case specific (see, e.g., [106]) and therefore cannot be generalized to enable transparency into any data usage process. Our framework describes a high level pattern. Depending on the use case, previous works can be integrated into our framework to enable monitoring of specific applications (see Section 4.1.3). Second, they omit the user perspective. To foster user trust and acceptance, it is important to understand the user perspective on the provided transparency. This is a prerequisite to empower individuals and enable their *data sovereignty*. Therefore, we describe how we systematically foster trust in the framework and improve the user experience of its instantiation. We derive these steps from the state of the art in user trust and experience research (see Section 4.1.2). Finally, we evaluate if we manage to fulfill usability and trustworthiness requirements with our framework. To that end, we conduct a qualitative focus group study. Our evaluation spans a three month period and closely mirrors a real-world use case provided by our industry partner.

From here on, instead of talking specifically about individuals, businesses, or governmental institutions, we will refer to the more generic concepts of *data owners* and *data consumers*. As defined by Pretschner et al., for each datum there is a *data owner* [90]. They “[possess] the rights to the data” [90, p. 40]. Often, this corresponds to the person who created the datum.³ They also define the role of the *data consumer* [90]. In our concept, we personify the data consumer. Our framework can be applied to algorithmic data usages as well. In those cases, the system is considered the *data consumer*.

4.1 Concept for a Transparency Framework

The idea of the transparency framework is to give data owners direct oversight over data usages. That requires (1) monitoring every usage of data, (2) verifying the authenticity of these events and storing them, and (3) making this information transparent to data owners. In its basic form, the components of the framework can be imagined as individual tools or services, but they can also be integrated into the operating system or directly into the software tools that provide data access.

To enable the three steps of our vision, we conceive three (conceptual) components:

1. *Monitor*: Track data usages
2. *Safekeeper*: Verify and store monitored usages

³This simplification is meant to be illustrative, not conclusive. We do not consider the legal, nor the psychological or sociological dimensions of *data ownership* here.

3. *Display*: Make stored usages transparent

In the following, we describe how these components work together by discussing two aspects: Their functionality—how they actually make data usages transparent—as well as how to systematically foster their trustworthiness.

4.1.1 Functionality

In order to make all data usages transparent, we need to not only track all occurring usages, but also prevent circumvention of the framework logging. Therefore, it is important to ensure that data never leave controlled environments. Accessing them may only be allowed through tools that integrate the transparency framework, thereby ensuring that usages are logged [114]. This is why we envision *Transparency by Design*: No software tool should be distributed without enabling this transparency. This requires software developers to integrate transparency into their architectures (see Sections 4.2.6 and 4.2.7), and administrators to embed these tools into their infrastructures (see Section 4.2.2). Undoubtedly, there will always remain a risk of intentionally malicious applications. In the most sensitive environments, application auditing or signing can therefore be employed to ensure compliance.

Of course, as soon as data are provided to data consumers, even within a monitored environment, our control over it ends. It is nigh impossible to prevent them from simply taking a picture of the screen [91] or even just memorizing its contents [92]. Still, we argue that this does not significantly reduce the value of the provided transparency. Large-scale copying or exporting of data is not feasible this way, making it only a theoretical issue. Therefore, in reality, we expect all data usages to go through the framework, making them traceable.

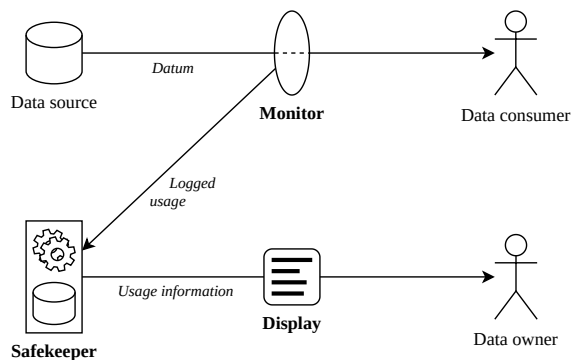


Figure 1: Making data usages transparent through the transparency framework. The data consumer accesses a datum from the data source. Their usage is logged and stored. The data owner can now retrieve the logged usage information.

Figure 1 shows the basic conceptual steps to make usages transparent through the framework. Access to a data source is watched by the *Monitor*, which logs usages to the *Safekeeper*

component. The data owner accesses stored usage information through the *Display*.

4.1.2 Trustworthiness

From a technocratic worldview, it might seem as though the only relevant factor to concern us to enable user trust would be the functionality discussed above. After all, as long as everything is logged in a tamper-proof way, our work should be complete. This is not at all the case, though. As we have discussed in Section 3, user trust in technology depends on a variety of factors, categorized in the dimensions of *purpose*, *process*, and *performance*. Accordingly, we need to consider those factors to systematically achieve trustworthiness.

Aspects relating to the *purpose* dimension depend on users’ personal perception of the humans involved [55, 69], such as the system developers or its operators. More concretely, this can mean how clearly the designers’ motives are communicated, whether users perceive the artifact to be created with benevolence towards them, and their belief that they can rely upon the artifact in the future [103, p. 3]. To improve trust in this dimension, a reputable or well-known (third) party can be made responsible for the development and operation of the transparency-enabling systems or certify their correctness, thereby targeting the trust antecedents of reputation and familiarity [21, 31, 53]. Alternatively, the use of open source software or code audits can reduce dependence on interpersonal trust [4, 42, 94].

Secondly, trust antecedents relating to *performance*, such as design and aesthetics [52, 99, 117] as well as content display [32, 33, 51], depend on the specific instantiation. We will detail how we systematically improve them in Section 4.2.3.

Finally, the *process* factors of perceived security and authenticity of displayed information [20, 37, 80, 116] can be addressed on a conceptual level. In the following, we therefore integrate them into our concept to inform the design of instantiations based on it.

These trust antecedents are related to how securely designed users perceive the system to be, necessitating reliable and trustworthy authentication and security to be built into instantiations of the framework. We argue that this can best be enabled by incorporating existing authentication services. Utilizing established authentication infrastructure reduces friction when using the transparency framework. More importantly, it can improve user trust: As users know the authentication system already, the trust antecedents reputation and familiarity [21, 31, 53] are already established. That means they might be more inclined to trust the framework as well [56, 65]. Of course, this requires the utilized authentication infrastructure itself to be trusted by users.

In Figure 2, the authentication flow based on an existing authentication server is shown. This could be, for example, an access delegation service [50] such as a social log-in for online services. In the context of internal company infras-

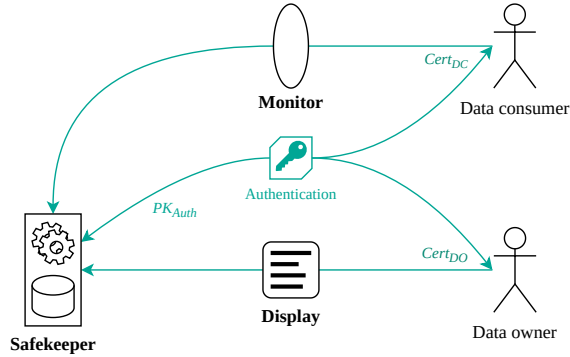


Figure 2: Integrating an existing authentication server into the framework to enable authenticity and security. The user certificates $Cert_{DC}$ and $Cert_{DO}$ are used for logging in. Now, they can be passed on by the *Monitor* and *Display* components. The *Safekeeper* component uses the public key PK_{Auth} of the *Authentication* server together with the user certificates to verify the authenticity of the data it receives.

structures, their single sign-on server [101] can be utilized. As ordinary user certificates are repurposed, no new trusted infrastructure has to be introduced. Both data owners and data consumers log in with their existing credentials. In the background, both the *Monitor* and the *Display* components forward the user certificates to the *Safekeeper* component. Together with the public key of the authentication server, the *Safekeeper* can now verify the authenticity of the data it receives [61, 62, 101].

4.1.3 Incorporating Related Work

Our transparency framework is a high-level pattern for designing software systems. To embed it with previous work on enabling transparency into data usages, we detail how those works relate to our concept.

Various authors have proposed use case specific ways to track or limit data usage in different technical systems (e.g., [9, 12, 63, 106, 112]). For example, Sundareswaran et al. describe how to incorporate logging into data packages distributed as Java JAR binaries [106]. These implementations serve the role of the *Monitor* in our framework. Depending on the specific context and use case, different ways to integrate usage tracking are required.

We do not try to solve the issue of tracking itself, as there are various proposals and concepts in related work. Our transparency framework instead allows integrating *Transparency by Design* into software systems. If software is designed based on our framework, these technical ways to retroactively provide transparency over data usages are not required anymore. Until then, they serve as important steps towards our goal.

4.2 Instantiating the Framework

Our transparency framework concept represents a software design pattern to enable *Transparency by Design*. It can be instantiated in various ways, depending on the specific context. To verify the applicability of our concept, we instantiate it for a real-world use case provided by our industry partner. Based on two application examples, we describe the steps and estimate the potential effort for integrating the framework into software systems.

As deliberated above, certain trust antecedents depend on the specific instantiation, specifically those related to the presentation (see Section 4.1.2). Accordingly, we describe how we systematically target those with our instantiated *Display* (see Section 4.2.4).

4.2.1 Use Case

We model the following use case after the real-world scenario provided by our company partner (a software development company with about 5000 employees and US\$ 1 bn. yearly revenue), aiming to make it as realistic as possible.

Consider data usage processes in internal company infrastructures. Data about employees are stored in various systems and accessed through a multitude of tools. Processes depend on the availability of data, but some usages of data are prohibited by a company agreement to protect employees. Various data sources can be imagined. Mirroring the real-world scenario provided by our industry partner, we consider as data sources an issue tracking software, a team messenger, and a version control system.

4.2.2 Technical Overview

In order to allow for an easy and step-by-step migration to the transparency framework for existing data usage processes, we instantiate the components of the framework as web services. These services can be deployed on internal company servers. Based on our concept (see Figure 1), we develop two services: The safekeeping service *Overseer*, tasked with verifying and storing usage information, as well as the web front-end *Clotilde UI*, which makes the usage information transparent to data owners. The tracking of data usages—represented by the *Monitor* in our concept—is integrated into the data sources or connected analysis tools by way of a lightweight library. Access to these tools is secured with logins that are stored in a state-of-the-art sign-on server, representing a company single sign-on system commonly employed in practice. Combined, we refer to the instantiated components of the framework as the *transparency toolchain*.

For each data source, a set of exemplary analyses is implemented and integrated into the toolchain, serving as potential usage paths for the data. This allows us to evaluate both the efficacy of the monitoring as well as the effect of the added transparency for different classes of software tools.

In our implementation, the company has control over the servers on which the toolchain is deployed, meaning it needs to be trusted to a certain degree. One way to alleviate this issue is to replace the *Overseer* storage with one that provides strong security guarantees (see, e.g. [1, 44]). Our implementation therefore supports switching out the storage provider flexibly (see Section 4.2.5).

The code for all components of the transparency toolchain and exemplary implementations of the *Monitor* is available on GitHub⁴ and licensed with the permissive MIT open source license.⁵ We want to allow anyone to scrutinize it and, of course, utilize it for their own instantiation of the transparency framework.

4.2.3 Trustworthiness: Presentation

As we have hinted at in Section 4.1, many trust antecedents can be influenced directly by the presentation, meaning they depend largely on the instantiation chosen. Accordingly, we discuss in more detail how we systematically foster trust by targeting those trust antecedents with our presentation. We target *subjective beauty* [52, 117], *feedback* [10, 53, 107], as well as *usability* [33, 35, 67]. To illustrate our following elaborations, find screenshots of the interface attached in Appendix A.

As the name suggests, *subjective beauty* is highly subjective. Inspired by previous work (see, e.g., [52, 117]), we take the following steps: We employ a symmetric layout with reduced visual complexity. In addition, a graph displayed centrally and large numbers in the summary add visual variety.

To improve *feedback*, we follow [10, 53, 107] and try to make feedback more accurate and explicit. Clear and expressive wording is therefore employed in pop up messages and help texts.

Finally, to improve *usability*, we follow [33, 35, 67]. We target seamless interactivity with no reloads. The navigation is reduced to scrolling on a single page, reducing friction. Finally, a consistent color layout and modern typography target user satisfaction.

Combined, these facets foster trust by improving central trust antecedents related to presentation [53, 69].

4.2.4 Display: Web App Clotilde UI

Arguably the most important component of the framework is the display app *Clotilde UI*, a single-page web application and the front-end of the toolchain. Even though most of the technical processes happen in the back-end, the users interact solely with the front-end, making it their de facto interface to the toolchain. As we have discussed above, we target important trust antecedents related to presentation with this app.

It is implemented in JavaScript utilizing Svelte.⁶ Supporting interactivity, ease of use and navigation, it is a single-page web application with no intermediate reloads. Apart from this, we followed the steps outlined in Section 4.2.3 to improve user experience and foster trustworthiness.

Conceptualization and implementation work spanned over seven months, with an approximate effort of 45 working days shared by two junior developers. In total, it consists of 807 source lines of code (SLOC).

4.2.5 Safekeeper: Web Service Overseer

The *Overseer* service is tasked with verifying and storing usage information, and making those data available to *Clotilde UI* to display. In that sense, it can be thought of as a back-end of the toolchain. We implemented it in Python. The storage is attached based on the *data access object* pattern, which means it can be flexibly switched out according to the requirements. To ease set-up, we utilize an SQLite⁷ database.

The modeling and development work spanned over seven months, with an approximate effort of 32 working days shared by two junior developers. In total, it is composed of 565 SLOC.

4.2.6 Monitor Instantiation: Jira Software Example

The *Monitor* component of our transparency framework stands in for any data usage tracking. Depending on the context, various options exist to enable such usage tracking (see Section 4.1.3). For existing software, one possibility is to add tracking functionality via a plugin. In the following, we describe a possible implementation as plugins for a software tool. As an example, we look at Jira Software.

Jira Software is an issue tracking system. Issues represent work items and can be created by and assigned to anyone. Various data can be attached, such as a *description*, a fixed-choice *priority*, and *links* to other issues. In addition, collaborators can also comment on issues, independently of who they are assigned to.

To access these data, multiple possibilities exist. Commonly, so-called *dashboard plugins* are utilized. These allow analyses over, e.g., issues, people, or time frames. For our scenario, we developed four dashboard plugins covering common analyses. A representative example is the *expert search*. Based on a use case from our industry partner, we implemented a search feature for colleagues by skill set. Without the added protection of the transparency framework, such a feature would not be allowed at the industry partner, as it might enable profiling if unchecked. Similarly, the three other exemplary plugins also offer functionality that may be helpful but potentially enables misuse or discrimination. The plugins are detailed in Appendix B. All four plugins were

⁴<https://github.com/tum-i4/inverse-transparency>

⁵<https://opensource.org/licenses/MIT>

⁶<https://svelte.dev>

⁷<https://sqlite.org/>

developed following the principle of *Transparency by Design*. That means that we already integrated a *Monitor* into each plugin during development.

In practice, the dashboard plugins all follow the same basic architecture (see Figure 3). This architecture is based on our transparency framework concept. Whenever data are requested from the Jira API, the Java back-end reports the usage to the *Overseer* server, thereby enabling transparency into the data usage process.

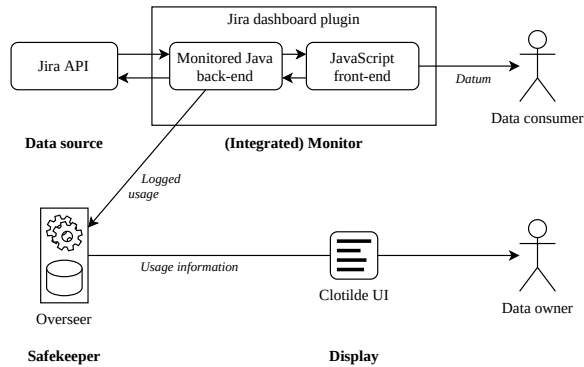


Figure 3: Exemplary instantiation of a *Monitor* as part of a Jira dashboard plugin. Similar architectures can be employed for other tools with plugin capabilities. The toolchain components *Overseer* and *Clotilde UI* fulfill the *Safekeeper* and *Display* roles of the transparency framework concept.

The monitoring component is implemented in one self-contained Java class that is shared between all dashboard plugins, consisting of just 154 SLOC. The estimated development effort was just one working day for a junior developer.

4.2.7 Monitor Instantiation: Standalone Analysis Tools

Instead of integrating the monitors in plugins for an existing software tool, new tools can be developed with a monitor component already built in. This would most closely represent our vision of *Transparency by Design*. For the standalone analysis tools, we followed this idea throughout development. We implemented external analysis tools for the team messenger and the version control system from our use case. Both tools were developed using Python, with the *Monitor* integrated as a Python module. This code can be shared between both analysis tools, so it only needed to be developed once.

The monitoring module consists of just 52 SLOC, with an estimated development effort of less than half a working day for a junior developer. In addition to it being published to GitHub, we also distribute the module via the Python package index. With this, we aim to enable anyone to employ *Transparency by Design* during development of Python-based analytics software. Furthermore, the code can serve as an example for other *Monitor* instantiations.

4.3 Evaluation

Our goal is to enable trustworthy transparency into data usage processes. In order for our transparency framework to enable *data sovereignty*, it depends on the acceptance and trust of individuals. Therefore, we systematically developed the toolchain—an instantiation of our transparency framework—to foster trust and improve user experience. In the following, we evaluate to what extent we managed to achieve this goal with the transparency toolchain.

We evaluate four central research questions: First, was the toolchain trusted by participants of our study? Second, did they develop personal attachment or affinity to the toolchain? Third, did participants consider the toolchain to be usable and understandable? And finally, was the transparency over data usages considered helpful?

An important factor of *data sovereignty* is for individuals to be able to benefit from the usage of their data, as we have deliberated above. Without sensible use cases for data (see, e.g., [40, 111]), giving access to it may not make sense for them. In our evaluation, we focus on the transparency framework as an enabler of trust. In a follow-up case study at our industry partner, we want to incorporate the incentives for individuals to give access to their data.

As we take the first step towards implementing a completely new approach to data privacy, our evaluation is focused on assessing in-depth the effect this transparency has on individuals and how they experience it. This helps to gather experiences and prepare case studies at our industry partner. Accordingly, it is designed as a qualitative focus group study.

4.3.1 Study Design

To ground our results in reality, we emulated the real-world use case provided by our industry partner as closely as possible. The tools we looked at (see Section 4.2) and the process we followed therefore match this use case.

Our evaluation is a qualitative focus group study. To generate realistic data and experiences, we created a university practicum running over three months. Twelve master’s students in computer science were tasked to conduct work in a setting closely mirroring the real-world scenario over two months’ time. In the third month, they used analytics tools to analyze the personal data collected in the months prior. This allowed them to experience data usage both from the perspective of a data consumer as well as a data owner. All analytics tools were integrated into our instantiated transparency framework, which meant that all usages of data were tracked and made available to data owners. Through the web interface *Clotilde UI*, the data owners had direct transparency into all data usages concerning their own data.

We employ a mixed-method evaluation design [41, 113]. During the process, regular qualitative evaluations in the form of interviews and written self-reflections were conducted. In discussion sessions, the participants were asked to actively

weigh their experience with the toolchain. In addition, the user experience and trustworthiness of the toolchain were evaluated with a questionnaire. The questions are derived from the state of the art in empirical evaluation of user trust and experience (see Section 4.3.2). Underlying the questions is a reflective measurement model [74]. Each latent variable is targeted twice with a slightly reworded question to verify internal consistency. Responses to the questionnaire were recorded on five-point Likert scales [5, 72]. In related work, both five-point and seven-point Likert scales are common (see, e.g., [33, 48, 78]). The five-point scale was chosen over a seven-point scale to reduce complexity in the interpretation of the answers. The uneven-numbered scale leads to the availability of a neutral option, which gives additional meaning to answers leaning to either side. If someone chooses a non-neutral option, their choice is explicitly in contrast to a neutral answer and not enforced by an even-numbered scale.

4.3.2 Questionnaire Construction

We derive the central constructs we target from the state of the art in empirical evaluation of user trust and experience. For each latent variable, we surveyed existing work on evaluation instruments targeting the same constructs.

The latent variables we consider are *trust* [25, 48, 78], *perceived reliability* [75, 78], *personal attachment*, *affinity* [22, 75], *usability* [25, 99], and *understandability* [33, 65].

4.3.3 Threats to Validity

It is important to note the threats to the validity of this evaluation. Firstly, the scenario was artificial and occurred within the university context, as it was not possible to conduct this in-depth evaluation at our industry partner. This also means that participants had different stakes compared to real-world employees and were closer to the research and each other. To remedy those issues, the scenario is modeled closely after the real-world use case. In addition, we utilize a mixed-method design to enhance the informative value of the results. Besides the questionnaire results, we discuss extracts from the interviews and written self-reflections to help explain the results.

The utilized analytics tools were developed by participants themselves. This reduced the potential effect of interpersonal trust (see Section 4.1.2) on their trust in the toolchain.

Finally, the number of participants ($n = 12$) is comparatively low. Our evaluation approach is a focus group study. In order to thoroughly weigh individual experiences and perspectives, a higher effort was required. This made it infeasible to include a larger number of participants.

4.3.4 RQ 1: Was the toolchain trusted?

An important prerequisite for a discussion of further results is participants' underlying trust in the toolchain and their perception of its reliability as an important antecedent of

trust [38, 85, 105]. If this is not given, the validity of other results, but also the concept of providing trustworthy transparency on the whole, may be jeopardized.

Derived from the questionnaires in [25, 32, 48, 75, 78], we defined the following statements:

1. The toolchain performs reliably.
2. I feel that I could rely on the toolchain to function properly.
3. I trusted the toolchain.
4. I believe the toolchain to be trustworthy.

Following [22, 46, 75], we asked participants for their level of agreement with each statement on a five-point Likert scale. The results (see Figure 4) are very positive overall, with only three, respectively four, respondents choosing the neutral answer for the questions of trust (Q3, Q4).

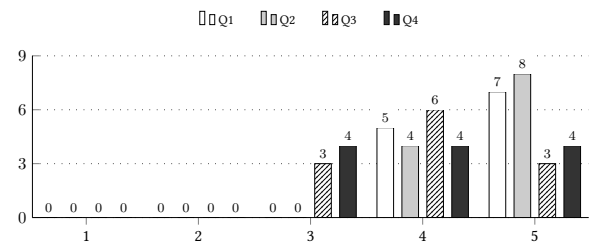


Figure 4: Results for the questions targeting trust and reliability (Q1–Q4). Participants ($n = 12$) were asked to express their agreement on a five-point Likert scale (X-axis), from 1 for “strongly disagree” to 5 for “strongly agree”.

As mentioned above, these results are by no means complete, nor do they offer a comprehensive picture. What they can confirm in this context is that this specific group of participants believed the toolchain to be trustworthy and reliable, in effect trusting its efficacy. That increases our confidence in the validity of the results of our other research questions.

4.3.5 RQ 2: Did participants develop personal attachment or affinity to the toolchain?

Derived from the questionnaires in [22, 75], we defined the following statements:

5. I would have felt a sense of loss if the toolchain was unavailable and I could no longer use it.
6. I felt a sense of attachment to using the toolchain.
7. I found the toolchain suitable for me.
8. I liked using the toolchain.

Participants were asked to declare how much they agree with each statement. The results (see Figure 5) show a trend towards the values 4 and 5, representing agreement with the

posed statements. The questions of personal attachment (Q5, Q6) show the most variety in the answers, with participants almost evenly divided for both. On the other hand, the questions targeting personal affinity (Q7, Q8) are answered positively almost unanimously.

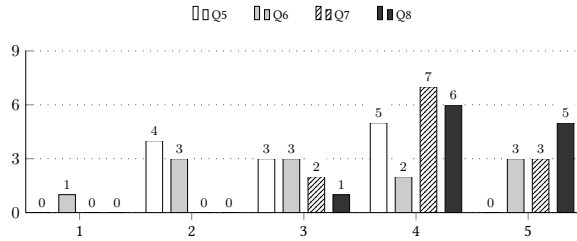


Figure 5: Results for the questions targeting personal attachment (Q5–Q8). Participants ($n = 12$) were asked to express their agreement on a five-point Likert scale (X-axis), from 1 for “strongly disagree” to 5 for “strongly agree”.

When looking into the results of our interviews and participants’ reflections, we can find possible explanations for this result. One participant explained: “I haven’t used [the transparency toolchain] much. Therefore I wouldn’t really miss it. I don’t think a piece of software will ever give a sense of attachment.” Another argued: “I really liked the experience and thing [sic] this would be quite useful for a couple of use cases, however, I do not think I that I would suddenly miss the toolchain if it were gone.” Finally, one reasoned: “The circumstances were not critical enough to feel a loss, might be different in a corporate environment. Still I think it is suitable and I liked using it a lot.”

These examples may help explain some of the questionnaire responses. It seems that due to the semi-artificial nature of the scenario, the transparency provided by the toolchain was not judged to be as crucial by some participants. Still, the positive outcome regarding personal affinity is promising.

4.3.6 RQ 3: Did participants consider the toolchain to be usable and understandable?

Importantly, we want to assess the perceived usability of the transparency provided by the toolchain. Derived from the questionnaires in [25, 33, 65, 99], we defined the following statements and asked participants for their level of agreement:

9. I found the system easy to use.
10. I could find easily what I was looking for on the interface.
11. I am familiar with how the toolchain works.
12. I found the interface easy to learn to use.

As mentioned above, underlying all of our questions is a reflective measurement model. With these questions, we can see an increased fuzziness which latent variable is measured.

The main aspects that overlap here are the interface itself and the information represented *through* the interface. Accordingly, we again follow up the questionnaire responses with a discussion of the results from our interviews and participants’ self-reflections below.

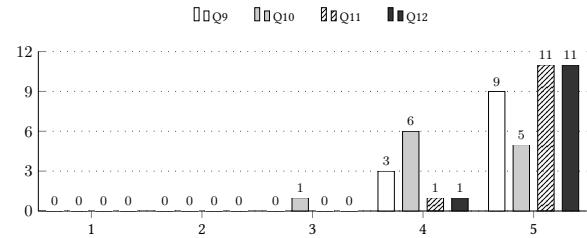


Figure 6: Results for the questions targeting usability and understandability (Q9–Q12). Participants ($n = 12$) were asked to express their agreement on a five-point Likert scale (X-axis), from 1 for “strongly disagree” to 5 for “strongly agree”.

The results (see Figure 6) are very positive, with respondents almost unanimously agreeing with the statements targeting understandability, with just somewhat reduced levels of agreement for statements targeting usability. To address the fuzziness as to which latent variable these answers target, we discuss some related quotes from the interviews and reflections by participants in detail below.

As we assumed, many mentioned the user interface and not the represented information. This validates our efforts to improve user experience and usability to foster trust. Responses include: “I liked the very clean and intuitive structuring of *Clotilde*,” “The *Clotilde UI* feels very user-friendly and easy to use,” “*Clotilde* has a nice user interface,” among others. *Clotilde UI* is the user interface of the toolchain (see Section 4.2.4).

Others discuss the information that they are given access to (the transparency provided). All of the responses directly targeting this aspect are positive. They include: “I enjoyed investigating who analysed (me) the most. It seems a good approach [...]”, “It was interesting to see that most of the requests were accessing Jira data”, and “We can get a lot of information at once and [...] the information is still clear to the user.” These statements hint at the usefulness of the provided transparency.

Other statements indicated the limitations of our approach, which we will deliberate in the following research question.

4.3.7 RQ 4: Was the transparency over data usages helpful?

To highlight and discuss the overall helpfulness of our approach of providing transparency into data usage processes, we focus on individual results of our qualitative evaluation. In the following, we highlight statements and reflections that offer an understanding of how helpful the approach was seen

in general, and where specific limitations of our instantiation lie. The quotes are parts of interviews and long-form written self-reflections that were regularly submitted by participants.

We received various thoughtful comments regarding this question. We do not try to summarize, but instead highlight some exemplary quotes. This is not by any means complete, but may help understand the individual perspectives.

Some responses hint at the limitations of our evaluation setting. Due to the semi-artificial nature of the setting, some considered the value compared to a real-world scenario to be reduced, saying that “it will be more valuable for me in a company context” or “The circumstances were not critical enough [...], might be different in a corporate environment.”

With those limitations in mind, the reflections and discussions were very fruitful. One argued that *Transparency by Design* can be considered a “bureaucratic approach”, which could be both an advantage and a disadvantage. They argued that, as the concept is to integrate into the infrastructure, circumventing the transparency framework for malicious purposes becomes a challenge. On the other hand, they consider the problem of this “bureaucratic” nature making the underlying issues seem almost “boring” or “tedious” if the volume were to rise too much, comparing them to cookie notices found on websites. Some of the other participants’ accounts confirm this to be a problem already in our relatively short evaluation period, which covered just three months. The most concise summary of this issue is: “There were constantly more than 100 weekly accesses to my data. Therefore, I lost the overview of the requests quite early and did not investigate them in detail.” This is a valuable point that we have pondered as well. We think that this problem can be circumvented in various ways. One of them could be the automatic analysis of logged usage information to try to find anomalies or potentially malicious usages, for example with machine learning approaches. This has the potential to reduce the mental load for data owners by reducing the amount of information they are presented with. We discuss this and other potential ways to address limitations of our approach in the discussion (see Section 5).

Ultimately, multiple participants mentioned experiencing a feeling of increased control and safety, a central aspect to achieve *data sovereignty*. Examples include: “I [...] felt more secure about the use of my data” or “I feel safer as no one can play with [my data] without my awareness”. This gives us confidence that our approach aims in the right direction and has the potential to enable *data sovereignty* for individuals.

4.4 Results

The goal of our transparency framework is to enable *Transparency by Design*, in order to facilitate the *data sovereignty* of individuals. To achieve this goal, the framework needs to fulfill two main requirements: Instantiating it needs to be intuitive and easy (1) and users need to consider the provided

transparency to be trustworthy and empowering (2).

In our instantiation (see Section 4.2), we describe the changes to the software design that enable *Transparency by Design* based on two exemplary real-world scenarios. Even for junior developers, the effort required is minor, with *Monitor* implementations completed in less than one working day. Furthermore, all of our code is released as open source and developers can base their work off of it. This further reduces the steps required to enable transparency into data usage processes. Therefore, requirement (1) is met.

The evaluation (see Section 4.3) follows a focus group over three months to analyze in-depth the effect this added transparency can have. Prerequisites for the validity of our results are shown to be given, in that participants trust the toolchain to reliably provide the promised transparency. In further research questions, we find that participants do not report increased personal attachment to the toolchain. This could be explained by the semi-artificial nature of the setting. Usability and understandability on the other hand are ranked very high. Quotes from participants’ reflections show that this is mainly due to the intuitive user interface. Finally, there is evidence in the evaluation results that the provided transparency is considered helpful and empowering. Multiple participants specifically highlighted that they experienced a feeling of increased control and safety. Accordingly, requirement (2) is met as well.

5 Discussion

There are some limitations to our approach of enabling full transparency into data usage processes. First, the potential of our transparency framework depends in large parts on the security guarantees that can be given. If the framework logging can be easily circumvented, the tracking of usages becomes a feeble effort. As soon as data are given away, our control over it ends (see, e.g., [91]), requiring advanced technical protections (e.g., [3, 26]) that might be infeasible. This is why we envision every software tool to integrate *Transparency by Design*. Yet, realistically, such comprehensive integration of transparency may only be implementable in semi-closed environments such as internal company infrastructures or within governmental institutions.

Furthermore, as we found in our evaluation, the volume of data usages will most probably be significantly too large for individuals to sensibly oversee every individual usage. There is a risk of users overlooking relevant notifications if they get too many benign ones, due to generalization or habituation [109]. Potentially, automatically analyzing tracked data usages could remedy this. Techniques such as those utilized in anomaly and intrusion detection (see, e.g., [18, p. 5] or [121, p. 9]) could be applied to detect deviations from expected usage patterns. Data owners would then be provided with a summary of usages that are deemed to be noteworthy or problematic. Such periodic summaries or more irregular

notifications may be preferable to users, depending on the type of data [84]. This might also have the potential to reduce their mental load when examining the recorded usages.

We also see the issue of missing interpretation and contextualization of the information that users get access to through our transparency framework. Multiple participants of our focus group expressed such concerns when accessing data. They worried that their recorded data usages could be misinterpreted by data owners. Some asked for an opportunity to explain their usages, which can be a remedy in cases of, e.g., sensitive data or unusual usage patterns. Potentially, this could also happen retroactively, with data owners being able to request justification for individual usages through the transparency framework.

This highlights a second-order effect of the provided transparency: data consumers' tracked usage information represents personal data about them. As previous works show (e.g., [29]), metadata themselves need to be protected, as they contain sensitive information. Therefore, we consider it important to incorporate technical protections (see, e.g., [30]) for tracked usage data.

In cases where data are used by algorithmic systems, making individual data usages transparent is not enough. These systems can be black boxes even to their developers, meaning that individuals with no technical background would lack understanding of the meaning of individual data usages. Existing work on algorithmic accountability and explainable AI (see [71, 115]) could be integrated to give justifications for these data usages. In our view, this would be a comprehensive solution for automatic decision making. Through the transparency framework, an understandable explanation for algorithmic decisions (see, e.g., [79, 81]) could be provided to individuals.

Complete understanding of all data usages or perfect oversight by data owners may not be necessary, though. Potentially, the most powerful effect of providing transparency into data usage processes might be to *deter* misuse. If just a slight chance of detection and appropriate consequences exists (for inspiration, see [83, p. 36]), data consumers might be discouraged to misuse data they have access to, giving back power and control to data owners. Hall et al. describe this as *felt accountability* [47]. We plan to investigate this potential effect in a case study. In addition, we want to take the next step towards *data sovereignty*: Allowing data owners to express in an intuitive and usable way which usages of data they want to allow, and which not.

6 Conclusion

In this paper, we describe how to address individuals' lack of oversight over technical systems processing their data, which can lead to discrimination and hidden biases that are hard to uncover. Based on previous conceptual work, we develop a transparency framework that allows integrating transparency

into software systems by design. In our view, this oversight can enable individuals' *data sovereignty*, allowing them to benefit from sensible usage of their data while addressing the potentially harmful consequences of data misuse. To foster user trust and acceptance, we take systematic steps to improve the trustworthiness of the framework, following insights from the state of the art in user trust and experience research. Our deliberations allow system designers to incorporate these results in the designs of their systems. Finally, we instantiate and evaluate the transparency framework in a qualitative focus group study to assess its impact on individuals. We find that it satisfies usability and trustworthiness requirements. The provided transparency was experienced as beneficial and participants felt empowered by it. Therefore, we conclude that our transparency framework enables designing software with *Trustworthy Transparency by Design*.

Acknowledgments

We thank Antonia Maria Lehene for her help in creating and validating our user trust questionnaire.

This work was supported by the Federal Ministry of Education and Research (BMBF) under grant no. 5091121.

References

- [1] Rafael Accorsi. BBox: A distributed secure log architecture. In *Proceedings of the 2010 European Public Key Infrastructure Workshop*, pages 109–124. Springer, 2010.
- [2] Rakesh Agrawal, Jerry Kiernan, Ramakrishnan Srikant, and Yirong Xu. Hippocratic databases. In *Proceedings of the 28th International Conference on Very Large Databases*, pages 143–154. Elsevier, 2002.
- [3] Mohsen Ahmadvand, Alexander Pretschner, and Florian Kelbert. A taxonomy of software integrity protection techniques. In *Advances in Computers*, volume 112, pages 413–486. Elsevier, 2019.
- [4] Gene M. Alarcon, Anthony M. Gibson, Charles Walter, Rose F. Gamble, Tyler J. Ryan, Sarah A. Jessup, Brian E. Boyd, and August Capiola. Trust perceptions of metadata in open-source software: the role of performance and reputation. *Systems*, 8(3):28, 2020.
- [5] I. Elaine Allen and Christopher A. Seaman. Likert scales and data analyses. *Quality Progress*, 40(7):64–65, 2007.
- [6] Mike Ananny and Kate Crawford. Seeing without knowing: Limitations of the transparency ideal and its application to algorithmic accountability. *New Media & Society*, 20(3):973–989, 2018.

- [7] Stavros Antifakos, Nicky Kern, Bernt Schiele, and Adrian Schwaninger. Towards improving trust in context-aware systems by displaying system confidence. In *Proceedings of the 7th International Conference on Human Computer Interaction with Mobile Devices & Services*, pages 9–14. ACM, 2005.
- [8] Carla Arellano, Alexander DiLeonardo, and Ignacio Felix. Using people analytics to drive business performance: A case study. *McKinsey Quarterly*, 2017(3), 2017.
- [9] Eugene Bagdasaryan, Griffin Berlstein, Jason Waterman, Eleanor Birrell, Nate Foster, Fred B. Schneider, and Deborah Estrin. Ancile: Enhancing privacy for ubiquitous computing with use-based privacy. In *Proceedings of the 18th ACM Workshop on Privacy in the Electronic Society*, pages 111–124. ACM, 2019.
- [10] Emilie Bigras, Marc-Antoine Jutras, Sylvain Sénécal, Pierre-Majorique Léger, Chrystel Black, Nicolas Robitaille, Karine Grande, and Christian Hudon. In AI we trust: Characteristics influencing assortment planners’ perceptions of AI based recommendation agents. In *Proceedings of the 2018 International Conference on HCI in Business, Government, and Organizations*, pages 3–16. Springer, 2018.
- [11] Sarah Bird, Krishnaram Kenthapadi, Emre Kiciman, and Margaret Mitchell. Fairness-aware machine learning: Practical challenges and lessons learned. In *Proceedings of the 12th ACM International Conference on Web Search and Data Mining*, pages 834–835. ACM, 2019.
- [12] Eleanor Birrell, Anders Gjerdrum, Robbert van Renesse, Håvard Johansen, Dag Johansen, and Fred B. Schneider. SGX enforcement of use-based privacy. In *Proceedings of the 2018 Workshop on Privacy in the Electronic Society*, pages 155–167. ACM, 2018.
- [13] Norman E. Bowie and Karim Jamal. Privacy rights on the internet: self-regulation or government regulation? *Business Ethics Quarterly*, 16(3):323–342, 2006.
- [14] David Brin. *The Transparent Society*. Basic Books, New York, 1998.
- [15] California Consumer Privacy Act. An act to add title 1.81.5 (commencing with section 1798.100) to part 4 of division 3 of the civil code, relating to privacy (california consumer privacy act of 2018). *Assembly Bill*, (375):1–24, 2018.
- [16] Johann Čas. *Ubiquitous computing, privacy and data protection: Options and limitations to reconcile the unprecedented contradictions*, chapter 7, pages 139–169. Springer, 2011.
- [17] Ann Cavoukian. Privacy by Design: the 7 foundational principles. Information and Privacy Commissioner of Ontario, Canada, 2009.
- [18] Varun Chandola, Arindam Banerjee, and Vipin Kumar. Anomaly detection: A survey. *ACM Computing Surveys*, 41(3):1–58, 2009.
- [19] Melissa Chase and Sarah Meiklejohn. Transparency overlays and applications. In *Proceedings of the 2016 ACM SIGSAC Conference on Computer and Communications Security*, pages 168–179. ACM, 2016.
- [20] Ramnath K. Chellappa. Consumers’ trust in electronic commerce transactions: the role of perceived privacy and perceived security. Unpublished, 2008.
- [21] Yu-Hui Chen and Stuart Barnes. Initial trust and online buyer behaviour. *Industrial Management & Data Systems*, 2007.
- [22] Shih-Yi Chien, Zhaleh Semnani-Azad, Michael Lewis, and Katia Sycara. Towards the development of an inter-cultural scale to measure trust in automation. In *Proceedings of the 2014 International Conference on Cross-cultural Design*, pages 35–46. Springer, 2014.
- [23] Shih-Yi Chien, Michael Lewis, Katia Sycara, Jyi-Shane Liu, and Asiye Kumru. The effect of culture on trust in automation: reliability and workload. *ACM Transactions on Interactive Intelligent Systems*, 8(4):1–31, 2018.
- [24] Larry L. Constantine. Trusted interaction: User control and system responsibilities in interaction design for information systems. In *Proceedings of the 2006 International Conference on Advanced Information Systems Engineering*, pages 20–30. Springer, 2006.
- [25] Cynthia L. Corritore, Robert P. Marble, Susan Wiedenbeck, Beverly Kracher, and Ashwin Chandran. Measuring online trust of websites: Credibility, perceived ease of use, and risk. In *Proceedings of the 2005 Americas Conference on Information Systems*, page 370. AIS, 2005.
- [26] Victor Costan and Srinivas Devadas. Intel SGX explained. Cryptology ePrint Archive, Report 2016/086, 2016. URL <https://eprint.iacr.org/2016/086>.
- [27] Henriette Cramer, Vanessa Evers, Maarten van Someren, Bob Wielinga, Sam Besselink, Lloyd Rutledge, Natalia Stash, and Lora Aroyo. User interaction with user-adaptive information filters. In *Proceedings of the 2007 International Conference on Usability and Internationalization*, pages 324–333. Springer, 2007.

- [28] Peter Dabrock. From data protection to data sovereignty. a multidimensional governance approach for shaping informational freedom in the 'onlife'-era. *Cursor_ Zeitschrift für explorative Theologie*, November 2019. URL <https://cursor.pubpub.org/pub/dabrockdatasovereignty>.
- [29] Yves-Alexandre de Montjoye, Erez Shmueli, Samuel S. Wang, and Alex Sandy Pentland. openPDS: Protecting the privacy of metadata through SafeAnswers. *PLOS ONE*, 9(7):1–9, 2014.
- [30] Mina Deng, Kim Wuyts, Riccardo Scandariato, Bart Preneel, and Wouter Joosen. A privacy threat analysis framework: Supporting the elicitation and fulfillment of privacy requirements. *Requirements Engineering*, 16(1):3–32, 2011.
- [31] Yongqin Du and Jin Zhao. An empirical study of end-user trust in a web information system. In *Proceedings of the 2009 International Conference on Information Management, Innovation Management and Industrial Engineering*, volume 2, pages 561–564. IEEE, 2009.
- [32] Andrea Everard and Dennis F. Galletta. How presentation flaws affect perceived site quality, trust, and intention to purchase from an online store. *Journal of Management Information Systems*, 22(3):56–95, 2005.
- [33] C. M. Nadeem Faisal, Martin Gonzalez-Rodriguez, Daniel Fernandez-Lanvin, and Javier de Andres-Suarez. Web design attributes in building user trust, satisfaction, and loyalty for a high uncertainty avoidance culture. *IEEE Transactions on Human-Machine Systems*, 47(6):847–859, 2016.
- [34] Jolene Fisher and Toby Hopp. Does the framing of transparency impact trust? Differences between self-benefit and other-benefit message frames. *International Journal of Strategic Communication*, 14(3):1–20, 2020.
- [35] Julie Fisher, Frada Burstein, Kathy Lynch, and Kate Lazarenko. “Usability + usefulness = trust”: An exploratory study of Australian health web sites. *Internet Research*, 18(5):477–498, 2008.
- [36] Nicola Flannery. GDPR series: A design for life? Designing the future of privacy. *Data Protection Ireland*, 10(2):6–8, 2017.
- [37] Carlos Flavián and Miguel Guinalú. Consumer trust, perceived security and privacy policy. *Industrial Management & Data Systems*, 106(5):601–620, 2006.
- [38] Brian J. Fogg and Hsiang Tseng. The elements of computer credibility. In *Proceedings of the 1999 SIGCHI Conference on Human Factors in Computing Systems*, pages 80–87. ACM, 1999.
- [39] Michal S. Gal and Oshrit Aviv. The competitive effects of the GDPR. *Journal of Competition Law & Economics*, 16(3):349–391, 2020.
- [40] Uri Gal, Tina Blegind Jensen, and Mari-Klara Stein. Breaking the vicious cycle of algorithmic management: A virtue ethics approach to people analytics. *Information and Organization*, 30(2):100301, 2020.
- [41] Jean Garcia-Gathright, Christine Hosey, Brian St. Thomas, Ben Carterette, and Fernando Diaz. Mixed methods for evaluating user satisfaction. In *Proceedings of the 12th ACM Conference on Recommender Systems*, pages 541–542. ACM, 2018.
- [42] Domingo García-Marzá. Trust and dialogue: theoretical approaches to ethics auditing. *Journal of Business Ethics*, 57(3):209–219, 2005.
- [43] Carrie Gates and Jacob Slonim. Owner-controlled information. In *Proceedings of the 2003 Workshop on New Security Paradigms*, pages 103–111. ACM, 2003.
- [44] Chunpeng Ge, Siwei Sun, and Pawel Szalachowski. Permissionless blockchains and secure logging. In *Proceedings of the 2019 IEEE International Conference on Blockchain and Cryptocurrency*, pages 56–60. IEEE, 2019.
- [45] General Data Protection Regulation. Regulation (EU) 2016/679 of the European Parliament and of the Council of 27 April 2016 on the protection of natural persons with regard to the processing of personal data and on the free movement of such data, and repealing Directive 95/46/EC (General Data Protection Regulation). *Official Journal of the European Union*, 59:1–88, 2016.
- [46] Siddharth Gulati, Sonia Sousa, and David Lamas. Towards an empirically developed scale for measuring trust. In *Proceedings of the 31st European Conference on Cognitive Ergonomics*, pages 45–48. ACM, 2019.
- [47] Angela T. Hall, Dwight D. Frink, and M. Ronald Buckley. An accountability account: A review and synthesis of the theoretical and empirical research on felt accountability. *Journal of Organizational Behavior*, 38(2):204–224, 2017.
- [48] Stephan Hammer, Michael Wißner, and Elisabeth André. Trust-based decision-making for smart and adaptive environments. *User Modeling and User-Adapted Interaction*, 25(3):267–293, 2015.
- [49] Peter A. Hancock, Deborah R. Billings, and Kristen E. Schaefer. Can you trust your robot? *Ergonomics in Design*, 19(3):24–29, 2011.

- [50] Dick Hardt. The OAuth 2.0 authorization framework. RFC 6749, RFC Editor, 2012. URL <https://www.rfc-editor.org/rfc/rfc6749.txt>.
- [51] Jan Hartmann, Antonella De Angeli, and Alistair Sutcliffe. Framing the user experience: information biases on website quality judgement. In *Proceedings of the 2008 SIGCHI Conference on Human Factors in Computing Systems*, pages 855–864. ACM, 2008.
- [52] Marc Hassenzahl. Aesthetics in interactive products: correlates and consequences of beauty. In *Product Experience*, chapter 11, pages 287–302. Elsevier, 2008.
- [53] Kevin Anthony Hoff and Masooda Bashir. Trust in automation: Integrating empirical evidence on factors that influence trust. *Human Factors*, 57(3):407–434, 2015.
- [54] Axel Hoffmann, Holger Hoffmann, and Matthias Söllner. Fostering initial trust in applications—developing and evaluating requirement patterns for application websites. In *Proceedings of the 21st European Conference on Information Systems*, 2013.
- [55] Holger Hoffmann and Matthias Söllner. Incorporating behavioral trust theory into system development for ubiquitous applications. *Personal and Ubiquitous Computing*, 18(1):117–128, 2014.
- [56] Andreas Holzinger, Gig Searle, and Michaela Wernbacher. The effect of previous exposure to technology on acceptance and its importance in usability and accessibility engineering. *Universal Access in the Information Society*, 10(3):245–260, 2011.
- [57] Jason I. Hong and James A. Landay. An architecture for privacy-sensitive ubiquitous computing. In *Proceedings of the 2nd International Conference on Mobile Systems, Applications, and Services*, pages 177–189. ACM, 2004.
- [58] Patrik Hummel, Matthias Braun, Steffen Augsburg, and Peter Dabrock. Sovereignty and data sharing. *ICT Discoveries*, 1(2), 2018.
- [59] Matthias Jarke, Boris Otto, and Sudha Ram. Data sovereignty and data space ecosystems. *Business & Information Systems Engineering*, 61(5):549–550, October 2019.
- [60] Jian Jia, Ginger Zhe Jin, and Liad Wagman. The short-run effects of GDPR on technology venture investment. Technical Report 25248, National Bureau of Economic Research, 2018.
- [61] Michael B. Jones, John Bradley, and Nat Sakimura. JSON Web Token (JWT). RFC 7519, RFC Editor, 2015. URL <https://www.rfc-editor.org/rfc/rfc7519.txt>.
- [62] William K. Josephson, Emin Gün Sirer, and Fred B. Schneider. Peer-to-peer authentication with a distributed single sign-on service. In *Proceedings of the 2004 International Workshop on Peer-to-Peer Systems*, pages 250–258. Springer, 2004.
- [63] Florian Kelbert and Alexander Pretschner. Data usage control enforcement in distributed systems. In *Proceedings of the 3rd ACM Conference on Data and Application Security and Privacy*, pages 71–82. ACM, 2018.
- [64] René F. Kizilcec. How much information? Effects of transparency on trust in an algorithmic interface. In *Proceedings of the 2016 CHI Conference on Human Factors in Computing Systems*, pages 2390–2395. ACM, 2016.
- [65] Sherrie Y. X. Komiak and Izak Benbasat. The effects of personalization and familiarity on trust and adoption of recommendation agents. *MIS Quarterly*, 30(4):941–960, 2006.
- [66] Joshua A. Kroll, Solon Barocas, Edward W. Felten, Joel R. Reidenberg, David G. Robinson, and Harlan Yu. Accountable algorithms. *University of Pennsylvania Law Review*, 165(3):633–705, 2016.
- [67] Dongwon Lee, Junghoon Moon, Yong Jin Kim, and Y. Yi Mun. Antecedents and consequences of mobile phone usability: Linking simplicity and interactivity to satisfaction, trust, and brand loyalty. *Information & Management*, 52(3):295–304, 2015.
- [68] John Lee and Neville Moray. Trust, control strategies and allocation of function in human-machine systems. *Ergonomics*, 35(10):1243–1270, 1992.
- [69] John D. Lee and Katrina A. See. Trust in automation: Designing for appropriate reliance. *Human Factors*, 46(1):50–80, 2004.
- [70] Bruno Lepri, Nuria Oliver, Emmanuel Letouzé, Alex Pentland, and Patrick Vinck. Fair, transparent, and accountable algorithmic decision-making processes. *Philosophy & Technology*, 31(4):611–627, 2018.
- [71] Q. Vera Liao, Daniel Gruen, and Sarah Miller. Questioning the AI: Informing design practices for explainable AI user experiences. In *Proceedings of the 2020 CHI Conference on Human Factors in Computing Systems*, pages 1–15. ACM, 2020.
- [72] Rensis Likert. A technique for the measurement of attitudes. *Archives of Psychology*, 22(140):55, 1932.

- [73] Caitlin Lustig, Katie Pine, Bonnie Nardi, Lilly Irani, Min Kyung Lee, Dawn Nafus, and Christian Sandvig. Algorithmic authority: The ethics, politics, and economics of algorithms that interpret, decide, and manage. In *Proceedings of the 2016 CHI Conference Extended Abstracts on Human Factors in Computing Systems*, pages 1057–1062. ACM, 2016.
- [74] Scott B. MacKenzie, Philip M. Podsakoff, and Nathan P. Podsakoff. Construct measurement and validation procedures in MIS and behavioral research: integrating new and existing techniques. *MIS Quarterly*, 35(2):293–334, 2011.
- [75] Maria Madsen and Shirley Gregor. Measuring human-computer trust. In *Proceedings of the 11th Australasian Conference on Information Systems*, 2000.
- [76] Roger C. Mayer, James H. Davis, and F. David Schoorman. An integrative model of organizational trust. *Academy of Management Review*, 20(3):709–734, 1995.
- [77] Aleecia M. McDonald and Lorrie Faith Cranor. The cost of reading privacy policies. *I/S: A Journal of Law and Policy for the Information Society*, 4(3):543–568, 2008.
- [78] Stephanie M. Merritt. Affective processes in human-automation interactions. *Human Factors*, 53(4):356–370, 2011.
- [79] Tim Miller. Explanation in artificial intelligence: Insights from the social sciences. *Artificial Intelligence*, 267:1–38, 2019.
- [80] Alexander G. Mirnig, Sandra Troesterer, Elke Beck, and Manfred Tscheligi. To trust or not to trust. In *Proceedings of the 2014 International Conference on Human-Centred Software Engineering*, pages 164–181. Springer, 2014.
- [81] Brent Mittelstadt, Chris Russell, and Sandra Wachter. Explaining explanations in AI. In *Proceedings of the 2019 Conference on Fairness, Accountability, and Transparency*, pages 279–288. ACM, 2019.
- [82] Min Mun, Shuai Hao, Nilesh Mishra, Katie Shilton, Jeff Burke, Deborah Estrin, Mark Hansen, and Ramesh Govindan. Personal Data Vaults: a locus of control for personal data streams. In *Proceedings of the 6th International Conference on Emerging Networking Experiments and Technologies*, pages 1–12. ACM, 2010.
- [83] Craig Mundie. Privacy pragmatism; Focus on data use, not data collection. *Foreign Affairs*, 93(2):28–38, 2014.
- [84] Pardis Emami Naeini, Sruti Bhagavatula, Hana Habib, Martin Degeling, Lujo Bauer, Lorrie Faith Cranor, and Norman Sadeh. Privacy expectations and preferences in an IoT world. In *Proceedings of the 13th Symposium on Usable Privacy and Security*, pages 399–412. USENIX, 2017. URL <https://www.usenix.org/conference/soups2017/technical-sessions/presentation/naeini>.
- [85] Kristin E. Oleson, Deborah R. Billings, Vivien Kocsis, Jessie Y. C. Chen, and Peter A. Hancock. Antecedents of trust in human-robot collaborations. In *Proceedings of the 2011 IEEE International Multi-Disciplinary Conference on Cognitive Methods in Situation Awareness and Decision Support*, pages 175–178. IEEE, 2011.
- [86] Chong-Shyong Ong, Jung-Yu Lai, and Yi-Shun Wang. Factors affecting engineers’ acceptance of asynchronous e-learning systems in high-tech companies. *Information & Management*, 41(6):795–804, 2004.
- [87] Eliza Papadopoulou, Alex Stobart, Nick K. Taylor, and M. Howard Williams. Enabling data subjects to remain data owners. In *Agent and Multi-Agent Systems: Technologies and Applications*, pages 239–248. Springer, 2015.
- [88] Dean Povey. Optimistic security: a new access control paradigm. In *Proceedings of the 1999 Workshop on New Security Paradigms*, pages 40–45. ACM, 1999.
- [89] Alexander Pretschner. Achieving accountability with distributed data usage control technology. In *Proceedings of the 2nd International Workshop on Accountability: Science, Technology, and Policy*. MIT, 2014.
- [90] Alexander Pretschner, Manuel Hilty, and David Basin. Distributed usage control. In *Communications of the ACM*, pages 39–44, 2006.
- [91] Alexander Pretschner, Manuel Hilty, Florian Schütz, Christian Schaefer, and Thomas Walter. Usage control enforcement: present and future. *IEEE Security & Privacy*, 6(4):44–53, 2008.
- [92] Alexander Pretschner, Florian Kelbert, Enrico Kumari, Prachi, and Tobias Wüchner. A distributed data usage control infrastructure. Unpublished, 2013.
- [93] Emilee Rader, Kelley Cotter, and Janghee Cho. Explanations as mechanisms for supporting algorithmic transparency. In *Proceedings of the 2018 Chi Conference on Human Factors in Computing Systems*, pages 1–13. ACM, 2018.
- [94] Omer F. Rana and Annika Hinze. Trust and reputation in dynamic scientific communities. *IEEE Distributed Systems Online*, 5(1), 2004.

- [95] Ashwini Rao, Florian Schaub, Norman Sadeh, Alessandro Acquisti, and Ruogu Kang. Expecting the unexpected: Understanding mismatched privacy expectations online. In *Proceedings of the 12th Symposium on Usable Privacy and Security*, pages 77–96. USENIX, 2016. URL <https://www.usenix.org/conference/soups2016/technical-sessions/presentation/rao>.
- [96] Brad R. Rawlins. Measuring the relationship between organizational transparency and employee trust. In *CHI'94 Conference Companion on Human Factors in Computing Systems*, pages 99–100. ACM, 1994.
- [97] Jens Riegelsberger, M. Angela Sasse, and John D. McCarthy. The mechanics of trust: A framework for research and design. *International Journal of Human-Computer Studies*, 62(3):381–422, 2005.
- [98] Aaron Rieke, Miranda Bogen, and David G. Robinson. Public scrutiny of automated decisions: early lessons and emerging methods. An Upturn and Omidyar Network Report, 2018. URL <https://apo.org.au/node/210086>.
- [99] Marie Christine Roy, Olivier Dewit, and Benoit A. Aubert. The impact of interface usability on trust in web retailers. *Internet Research*, 11(5):388–398, 2001.
- [100] Ira S. Rubinstein. Privacy and regulatory innovation: moving beyond voluntary codes. *I/S: A Journal of Law and Policy for the Information Society*, 6(3):355–423, 2010.
- [101] Fumiko Satoh and Takayuki Itoh. Single sign on architecture with dynamic tokens. In *Proceedings of the 2004 International Symposium on Applications and the Internet*, pages 197–200. IEEE, 2004.
- [102] Sebastian Schnorf, Martin Ortlieb, and Nikhil Sharma. Trust, transparency & control in inferred user interest models. In *CHI'14 Extended Abstracts on Human Factors in Computing Systems*, pages 2449–2454. ACM, 2014.
- [103] Matthias Söllner, Axel Hoffmann, Holger Hoffmann, and Jan Marco Leimeister. Towards a theory of explanation and prediction for the formation of trust in IT artifacts. In *Proceedings of the 10th Annual Workshop on HCI Research in MIS*, number 6. AIS, 2011.
- [104] Matthias Söllner, Axel Hoffmann, Holger Hoffmann, Arno Wacker, and Jan Marco Leimeister. Understanding the formation of trust in IT artifacts. In *Proceedings of the 2012 International Conference on Information Systems*, number 11. AIS, 2012.
- [105] Nash S. Stanton, Stuart A. Ragsdale, and Ernesto A. Bustamante. The effects of system technology and probability type on trust, compliance, and reliance. In *Proceedings of the 53rd Human Factors and Ergonomics Society Annual Meeting*, volume 53, pages 1368–1372, 2009.
- [106] Smitha Sundareswaran, Anna Squicciarini, Dan Lin, and Shuo Huang. Promoting distributed accountability in the cloud. In *Proceedings of the 4th IEEE International Conference on Cloud Computing*, pages 113–120. IEEE, 2011.
- [107] Bruce Tognazzini. First principles of interaction design, 2014. URL <https://www.designprinciplesftw.com/collections/first-principles-of-interaction-design>. Visited on 2020-07-09.
- [108] Martijn H. Van Beek. Comparison of enterprise digital rights management systems. Master's thesis, Radboud University Nijmegen, 2007.
- [109] Anthony Vance, David Eargle, Jeffrey L. Jenkins, C. Brock Kirwan, and Bonnie Brinton Anderson. The fog of warnings: How non-essential notifications blur with security warnings. In *Proceedings of the 15th Symposium on Usable Privacy and Security*, pages 407–420. USENIX, 2019. URL <https://www.usenix.org/conference/soups2019/presentation/vance>.
- [110] Natalia Vila and Inés Kuster. Consumer feelings and behaviours towards well designed websites. *Information & Management*, 48(4-5):166–177, 2011.
- [111] Ben Waber. *People analytics: How social sensing technology will transform business and what it tells us about the future of work*. Pearson, 2013.
- [112] Paul Georg Wagner, Pascal Birnstill, and Jürgen Beyerer. Distributed usage control enforcement through trusted platform modules and SGX enclaves. In *Proceedings of the 23rd ACM on Symposium on Access Control Models and Technologies*, pages 85–91. ACM, 2018.
- [113] Simon Wakeling and Paul Clough. Integrating mixed-methods for evaluating information access systems. In *Proceedings of the 2015 International Conference of the Cross-Language Evaluation Forum for European Languages*, pages 306–311. Springer, 2015.
- [114] Daniel J. Weitzner, Harold Abelson, Tim Berners-Lee, Joan Feigenbaum, James Hendler, and Gerald Jay Sussman. Information accountability. *Communications of the ACM*, 51(6):82–87, 2008.

- [115] Maranke Wieringa. What to account for when accounting for algorithms: A systematic literature review on algorithmic accountability. In *Proceedings of the 2020 Conference on Fairness, Accountability, and Transparency*, pages 1–18. ACM, 2020.
- [116] Mehmet M. Yenisey, A. Ant Ozok, and Gavriel Salvendy. Perceived security determinants in e-commerce among Turkish university students. *Behaviour & Information Technology*, 24(4):259–274, 2005.
- [117] Beste F. Yuksel, Penny Collisson, and Mary Czerwinski. Brains or beauty: How to engender trust in user-agent interactions. *ACM Transactions on Internet Technology*, 17(1):1–20, 2017.
- [118] Tal Z. Zarsky. The trouble with algorithmic decisions: An analytic road map to examine efficiency and fairness in automated and opaque decision making. *Science, Technology, & Human Values*, 41(1):118–132, 2016.
- [119] Tal Z. Zarsky. Incompatible: The GDPR in the age of big data. *Seton Hall Law Review*, 47(4):995–1020, 2017.
- [120] Brian Hu Zhang, Blake Lemoine, and Margaret Mitchell. Mitigating unwanted biases with adversarial learning. In *Proceedings of the 2018 AAAI/ACM Conference on AI, Ethics, and Society*, pages 335–340. AAAI/ACM, 2018.
- [121] Valentin Zieglmeier. Real-time remote intrusion detection. Master’s thesis, Technical University of Munich, 2018.

A User Interface Screenshot

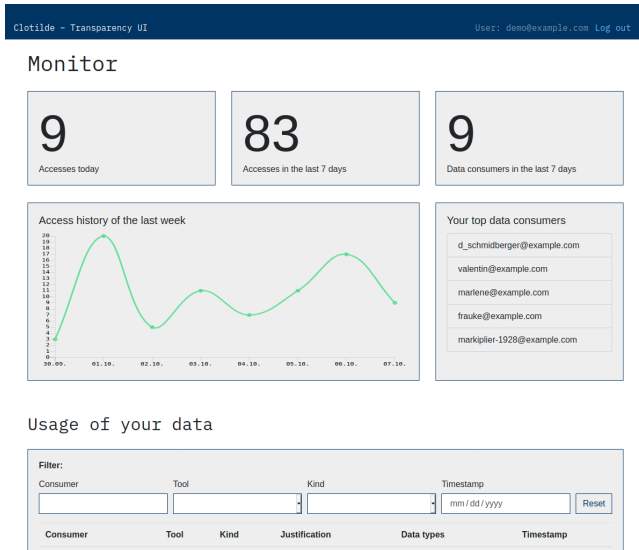


Figure 7: The user interface of *Clotilde*. Large numbers and a graph add visual variety. The symmetric layout reduces visual complexity and can improve *subjective beauty*. It is a single-page app, meaning navigation is simple.

B Analysis Plugins

Plugin	Description
Expert search	Find colleagues based on the tools and technologies they work on.
Supporter list	List those developers that review most issues.
Leaderboard	Rank all developers based on their approximated productivity, calculated from completed issue count, time estimate, and priority.
Who needs help?	Show the users with most uncompleted issues.

Table 1: The exemplary dashboard plugins developed for Jira. Each plugin represents a useful scenario, but potential for misuse.