

BINARY BLACK HOLE MERGERS FROM YOUNG MASSIVE AND OPEN CLUSTERS: COMPARISON TO GWTC-2 GRAVITATIONAL WAVE DATA

GIACOMO FRAGIONE^{1,2}, SAMBARAN BANERJEE^{3,4}

¹Department of Physics & Astronomy, Northwestern University, Evanston, IL 60208, USA

²Center for Interdisciplinary Exploration & Research in Astrophysics (CIERA)

³Helmholtz-Institut für Strahlen- und Kernphysik (HISKP), Nussallee 14-16, D-53115 Bonn, Germany and

⁴Argelander-Institut für Astronomie (AIfA), Auf dem Hügel 71, D-53121 Bonn, Germany

Draft version December 30, 2021

ABSTRACT

Several astrophysical scenarios have been proposed to explain the origin of the population of binary black hole (BBH) mergers detected in gravitational waves (GWs) by the LIGO/Virgo Collaboration. Among them, BBH mergers assembled dynamically in young massive and open clusters have been shown to produce merger rate densities consistent with LIGO/Virgo estimated rates. We use the results of a suite of direct, high-precision N -body evolutionary models of young massive and open clusters and build the population of BBH mergers, by accounting for both a cosmologically-motivated model for the formation of young massive and open clusters and the detection probability of LIGO/Virgo. We show that our models produce dynamically-paired BBH mergers that are well consistent with the observed masses, mass ratios, effective spin parameters, and final spins of the second Gravitational Wave Transient Catalog (GWTC-2).

Keywords: galaxies: kinematics and dynamics – stars: neutron – stars: kinematics and dynamics – stars: black holes – Galaxy: kinematics and dynamics

1. INTRODUCTION

Together with GWTC-1, from the first two observational runs (Abbott et al. 2019), the second Gravitational Wave Transient Catalog (GWTC-2) by the LIGO/Virgo Collaboration, from the first half of the third observational run (Abbott et al. 2020a), comprises of 50 events, which are revolutionizing our understanding of black holes (BHs) and neutron stars (NSs). Thanks to the growing number of detected events, gravitational waves (GWs) provide a unique opportunity to probe fundamental physics and the distributions of masses, spins, and merger rates of stellar remnants can be constrained with unprecedented precision (Abbott et al. 2020b,c).

This extraordinary wealth of data gives an unparalleled opportunity to understand the origin of compact binary mergers. Several astrophysical channels have been proposed, including isolated binary evolution through a common envelope phase (Belczynski et al. 2016a; Giacobbo & Mapelli 2018; Kruckow et al. 2018) or through chemically homogeneous evolution (de Mink & Mandel 2016; Marchant et al. 2016), mergers in star clusters (Banerjee et al. 2010; Askar et al. 2017; Banerjee 2018; Fragione & Kocsis 2018; Rodriguez et al. 2018; Di Carlo et al. 2020; Fragione & Silk 2020; Kremer et al. 2020; Mapelli et al. 2020; Trani et al. 2021), Kozai-Lidov (KL) mergers of binaries in galactic nuclei (Antonini & Perets 2012; Petrovich & Antonini 2017; Fragione et al. 2018; Grishin et al. 2018), in triple (Antonini et al. 2017; Silsbee & Tremaine 2017; Fragione & Loeb 2019a,b; Fragione et al. 2020c; Michaely & Perets 2020) and quadruple systems (Fragione & Kocsis 2019; Liu & Lai 2019), mergers in AGN accretion disks (Bartos et al. 2017; Secunda et al. 2019; Li et al. 2021), and GW capture events in galactic nuclei (O’Leary et al. 2009; Rasskazov & Kocsis 2019).

Most of the scenarios account for roughly the same rate and the statistical contribution of each of them can be disentangled as the number of detected events increases (e.g., O’Leary et al. 2016; Gondán et al. 2018; Perna et al. 2019; Wong et al. 2020; Zevin et al. 2020; Bouffanais et al. 2021). Thus, it is of funda-

mental importance to identify physical quantities and to provide tools to distinguish among the mergers that originate in different astrophysical channels. It has been shown that useful physical quantities that can help doing so are the masses, spins, eccentricity, and redshift distributions of the merging binaries, which can be used as an indicator to statistically disentangle among the contributions of the several scenarios.

In this paper, we use high-precision self-consistent N -body models of young massive and open clusters to study the properties of the binary BH (BBH) mergers formed dynamically in them and compare to LIGO/Virgo GWTC-2. Our direct N -body simulations are performed with the state-of-the-art collisional evolution code NBODY7 (Aarseth 2003, 2012), with the most up-to-date prescriptions for single and binary stellar evolution (Banerjee et al. 2020). Our suite of N -body simulations, presented for the first time in Banerjee (2021a), encompasses different initial cluster masses, fractions of primordial binaries, and metallicities. Additionally, we include several schemes for assigning spins of stellar-remnant BHs based on detailed stellar-evolutionary models, as described in Banerjee (2021a).

Our paper is organized as follows. In Section 2, we describe our numerical models of dense star clusters. In Section 3, we discuss the expected mass, mass ratio, and spin distributions of the BBHs that merge in our simulations and compare them to LIGO/Virgo data. Finally, in Section 4, we summarize our findings and draw our conclusions.

2. N-BODY MODELS OF YOUNG MASSIVE AND OPEN CLUSTERS

We utilize a catalog of 65 direct N -body evolutionary models of star clusters, computed using the most up-to-date version of NBODY7 (Aarseth 2012). The updates include the prescriptions for the natal kicks imparted to remnants at formation and the natal BH spins, the inclusions of relativistic recoil kicks as a result of BH-BH mergers, the treatment of stellar winds, and the prescriptions for star-star and star-remnant

mergers. For details see [Banerjee \(2021a\)](#).

The cluster models we consider in our analysis are proxy for young massive and open clusters, which continuously form and dissolve throughout gas-rich galaxies, such as in the Milky Way and the Local Group. We model star clusters that have initial sizes ~ 1 pc, consistent with gas-free young clusters in our Galaxy and neighbouring galaxies ([Portegies Zwart et al. 2010a](#); [Banerjee & Kroupa 2017](#)). We assume that these clusters have survived their assembling and violent-relaxation phases, and have expanded to parsec-scale sizes from sub-parsec sizes, as observed in newly-formed, gas-embedded, and partially-embedded clusters and associations (e.g., [Banerjee & Kroupa 2018](#)).

The initial model clusters follow a [Plummer \(1911\)](#) profile, with masses, half-mass radii, metallicities in the range $1.0 \times 10^4 M_\odot - 1.0 \times 10^5 M_\odot$, $1.0 \text{ pc} - 3.0 \text{ pc}$, $0.0001 - 0.02$, respectively. All the simulated models are assumed to be initially in virial equilibrium and unsegregated, subjected to an external solar-neighbourhood-like galactic field (see Table C1 in [Banerjee 2021a](#)).

Initial stellar masses are sampled from a canonical initial mass function ([Kroupa 2001](#)), in the range $0.08 M_\odot - 150 M_\odot$. The overall primordial binary fraction in our models is set to 0.0, 0.05, 0.10. We separately fix the initial binary fraction of the O-type stars, with ZAMS mass $m_{\text{ZAMS}} \geq m_{\text{crit}} = 16 M_\odot$, to be $\sim 100\%$ ([Banerjee 2018](#)), consistent with the observed high binary fractions among the OB-type stars in young clusters and associations (see, e.g., [Sana & Evans 2011](#); [Moe & Di Stefano 2017](#)). For $m_{\text{ZAMS}} \geq m_{\text{crit}}$, we pair an OB-star only with another OB-star, as consistent to observations, and the binaries are taken to initially follow the orbital-period distribution of [Sana & Evans \(2011\)](#) and a uniform mass-ratio distribution. The pairing among the lower mass stars in primordial binaries is random. Moreover, their orbital periods are sampled to follow the [Duquennoy & Mayor \(1991\)](#) distribution and their mass-ratio distribution is taken to be uniform. The initial binary eccentricities are drawn from a thermal distribution ([Spitzer 1987](#)) for the binaries with components $m_{\text{ZAMS}} < m_{\text{crit}}$ and from the [Sana & Evans \(2011\)](#) distribution for the $m_{\text{ZAMS}} \geq m_{\text{crit}}$ binaries.

In our simulations, we consider both pair instability and pulsation pair instability supernovae for BH formation ([Belczynski et al. 2016b](#)) and include models where BHs and NSs are born as a result of rapid and delayed supernova (SN; [Fryer et al. 2012](#)), the maximum possible NS mass being of about $2.5 M_\odot$. The amount and fraction of the supernova material fallback are provided by the chosen remnant-mass scheme. The remnant natal kick is slowed down based on the fallback fraction. Without any fallback modulation, we take the remnant natal kick to follow a Maxwellian distribution with velocity dispersion $\sigma \sim 265 \text{ km s}^{-1}$, based on observed kick distribution of Galactic NSs ([Hobbs et al. 2005](#)). However, NSs that are products of the electron-capture supernova (ECS) are assumed to have a natal kick of the order of $\sim 5 \text{ km s}^{-1}$ ([Podsiadlowski et al. 2004](#)). The fallback-modulated BH natal kicks are assigned either assuming momentum conservation ([Fryer & Kalogera 2001](#)) or collapse asymmetry ([Burrows & Hayes 1996](#); [Fryer 2004](#)). For what concerns the BH natal spins, we consider two different models, where the prescriptions of the Geneva stellar evolution code ([Eggenberger et al. 2008](#); [Ekström et al. 2012](#)) and MESA stellar evolution code ([Paxton et al. 2011, 2015](#)) are used, respectively ([Belczynski et al. 2020](#)). We also run models where the initial spin of BHs is assumed to be 0.01, consistent with

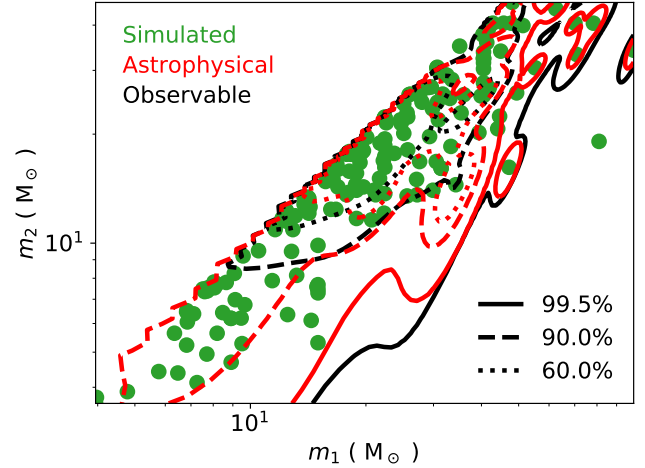


Figure 1. Component masses (m_1 and $m_2 \leq m_1$) of the simulated BBH population that we extract from the cluster models (green circles) and the contour plots (60%, 90%, 99.5%) of the reconstructed astrophysical and observable population.

the findings of [Fuller & Ma \(2019\)](#). For full details see [Banerjee et al. \(2020\)](#) and [Banerjee \(2021a\)](#).

We note that the model cluster set utilized in the present work is a set in progress and has limitations, which are discussed in detail in [Banerjee \(2021a\)](#) (the paper’s Sec. 4 & 5), [Banerjee \(2020\)](#) (the paper’s Sec. II. A.), and [Banerjee \(2021b\)](#) (the paper’s Sec. 4). In particular, mathematically rather simplistic, smooth, and spherically symmetric Plummer initial profiles are used. Therefore, alternative, more elaborate model-cluster initial conditions that are often used in the literature such as the King profile (e.g., [Giersz et al. 2019](#); [Rizzuto et al. 2021](#)) and fractal (clumpy) initial conditions (e.g., [Di Carlo et al. 2020](#)) should be explored in the future simulations. We note, however, that as discussed in [Banerjee \(2020\)](#), a specific choice of the initial profile is unlikely to largely influence the GR-merger outcomes from the models.

We evolve all models until 11 Gyr, unless the cluster is dissolved earlier.

3. COMPARISON TO LIGO/VIRGO CATALOGS

We extract the population of 195 merging BBHs from the 65 N -body models described in the previous Section. As discussed in [Banerjee \(2021a\)](#), the majority of the BBH mergers from these models are in-cluster, dynamical BBH mergers. To translate our simulated population into an observable population, we resample the model BBH mergers by accounting for both a cosmologically-motivated model for the formation of young massive and open clusters (astrophysical population) and the detection probability of LIGO/Virgo (observable population), using weights w_{cl} and w_{det} , respectively. We detail our procedure in what follows.

To place the dynamically-formed BBHs in a cosmological context, we assign to each cluster a formation time t_{form} by sampling the cluster formation redshift z_{form} from the cosmic star formation history of [Madau & Dickinson \(2014\)](#)

$$\Psi(z) = 0.01 \frac{(1+z)^{2.6}}{1.0 + [(1.0+z)/3.2]^{6.2}} M_\odot \text{ yr}^{-1} \text{ Mpc}^{-3}, \quad (1)$$

For each BBH merger, we convolve the merger (delay) time t_{delay} of the BBH with the distribution of formation times for clusters by drawing 100 random cluster formation times from Eq. 1 for that BBH. Therefore, the merger time of a BBH

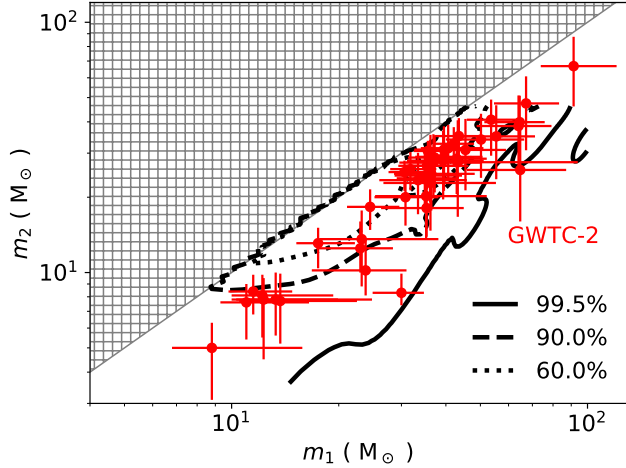


Figure 2. Component masses (m_1 and $m_2 \leq m_1$) of the observable BBH population from young massive and open clusters. The contours represent the observable BBH merger population from our model. Orange circles represent observed LIGO/Virgo events and their relative error bars (Abbott et al. 2020a).

in our population is the cosmic time when the parent cluster formed plus the merger delay time, $t_{\text{merger}} = t_{\text{form}} + t_{\text{delay}}$. BBHs that merge later than the present day are discarded from our analysis. Therefore, BBHs with longer delay times are more likely to be discarded in our analysis. Each BBH that is not discarded is then assigned a weight w_{cl} that accounts for the parent cluster’s mass and metallicity. In particular, w_{cl} accounts both for the cluster initial mass function, which we assume of the form (Portegies Zwart et al. 2010b)

$$f(M) \propto \frac{1}{M^2} \quad (2)$$

and the metallicity distribution at a given redshift, which we assume is described by a log-normal distribution, with mean given by (Madau & Fragos 2017)

$$\log\langle Z/Z_{\odot} \rangle = 0.153 - 0.074z^{1.34} \quad (3)$$

and a standard deviation of 0.5 dex (Dvorkin et al. 2015). Thus, the weight, w_{cl} , assigned to each BBH that merges by present day is the product of the mass and metallicity weights for its parent star cluster. This weighting procedure provides us with the underlying astrophysical distribution of sources at a given redshift interval per comoving volume.

In addition to populations sampled and weighted by observations of cluster formation rates, mass, and metallicity, we account for the observational weights by advanced GW observatories. Indeed, we have to take into account both the increased sensitivity of the detectors to BBHs of higher masses and the larger amount of comoving volume surveyed at higher redshifts. Therefore, we assign each BBH a detectability weight defined as (see, e.g., Rodriguez et al. 2019)

$$w_{\text{det}} = p_{\text{det}}(m_1, m_2, z) \frac{dV_c}{dz} \frac{dt_s}{dt_o}, \quad (4)$$

where dV_c/dz is the amount of co-moving volume in a slice of the universe at redshift z , $dt_s/dt_o = 1/(1+z)$ is the difference in co-moving time between the merger redshift and the observer at $z=0$, and $p_{\text{det}}(m_1, m_2, z)$ is the detection probability of sources with masses m_1 and m_2 merging at redshift z that are detectable. To compute GW detectability signal-to-noise (S/N) ratio, we use the IMRPHENOMC GW approximant (Santamaría et al. 2010) and assume a single LIGO instrument at design sensitivity (Abbott et al. 2018), performed

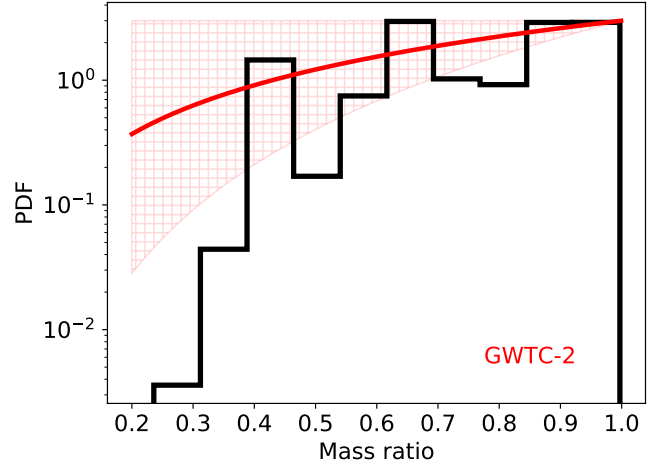


Figure 3. Astrophysical mass-ratio distribution (black line) of BBH mergers from young massive and open clusters. The shaded area represent the power-law model with slope $\beta = 1.3^{+1.6}_{-1.3}$ for mass ratios inferred from GWTC-2 (Abbott et al. 2020b).

using PYCBC (Usman et al. 2016). We define the detection probability $p_{\text{det}}(m_1, m_2, z)$ as the fraction of sources of a given mass located at the given redshift that exceeds the detectability threshold in S/N, assuming that sources are uniformly distributed in sky location and orbital orientation (e.g. Dominik et al. 2015)

$$p_{\text{det}}(m_1, m_2, z) = P(\rho_{\text{thr}}/\rho_{\text{opt}}), \quad (5)$$

where ρ_{opt} is the S/N ratio for an optimally located and oriented (face-on and directly overhead) binary and ρ_{thr} is the S/N ratio threshold, which we fix to $\rho_{\text{thr}} = 8$. A good approximation is given by Eq. 12 in Dominik et al. (2015)

$$P(\mathcal{W}) = a_2(1 - \mathcal{W}/\alpha)^2 + a_4(1 - \mathcal{W}/\alpha)^4 + a_8(1 - \mathcal{W}/\alpha)^8 + (1 - a_2 - a_4 - a_8)(1 - \mathcal{W}/\alpha)^{10}, \quad (6)$$

where $a_2 = 0.374222$, $a_4 = 2.04216$, $a_8 = -2.63948$, and $\alpha = 1.0$.

Figure 1 shows the distribution of the component masses (m_1 and $m_2 < m_1$) of the simulated BBH population that we extract from the cluster models (green circles) and the contour plots (60%, 90%, 99.5%) of the astrophysical and observable population, weighted using w_{cl} and the product of the astrophysical weights and the GW detection weights $w = w_{\text{cl}} \times w_{\text{det}}$, respectively. The main effect of the detection weights is to favor more massive BBH mergers, which can be detected more easily by current observatories.

3.1. Mass distribution

In Figure 2, we show in the contours the observable primary and secondary masses, reconstructed using the mergers from our computed models. We also plot the observed LIGO/Virgo GWTC-2 events and their relative error bars (Abbott et al. 2020a). The distribution of BBH masses from young massive and open clusters agrees well with LIGO/Virgo events. As seen in Figure 2, the 90%-confidence contour encompasses most of the GWTC-2 data points.

We note that our models rarely reproduce GW190521, a BBH merger of total mass $\sim 150M_{\odot}$, consistent with the merger of two BHs with masses of $91.4^{+29.3}_{-17.5}M_{\odot}$ and $66.9^{+15.5}_{-9.2}M_{\odot}$ (The LIGO Scientific Collaboration & the Virgo Collaboration 2020a,b). Current stellar models predict a

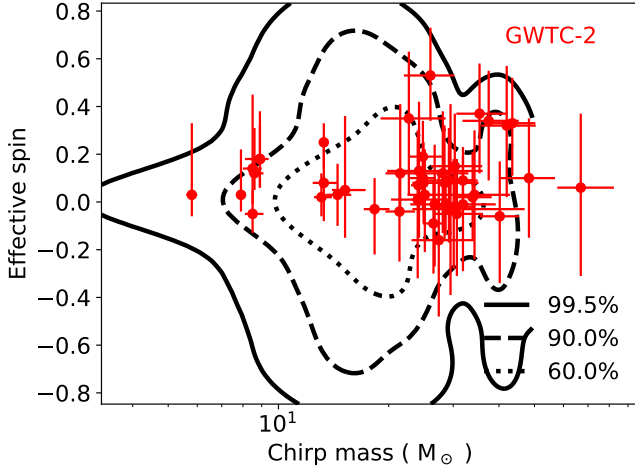


Figure 4. Effective spin and chirp mass of the observable BBH population from young massive and open clusters (contours). Orange circles represent observed LIGO/Virgo events and their relative error bars (Abbott et al. 2020a).

death of BHs with masses larger than about $50M_{\odot}$, as a result of pulsational pair-instability process (Heger et al. 2003). A likely more efficient way to produce GW190521-like events is through repeated mergers in massive and dense clusters (e.g., Antonini et al. 2019; Fragione et al. 2020a; Fragione & Silk 2020; Mapelli et al. 2020; Rizzuto et al. 2021). Thus, this process is unlikely to take place in small- and medium-mass clusters since the recoil kick imparted to the BBH merger remnant usually exceeds the cluster escape speed (Fragione et al. 2020b). Alternatively, PopIII stars can produce mergers in the mass gap (e.g., Tanikawa et al. 2021).

3.2. Mass-ratio distribution

The dynamical formation of BBHs in star clusters typically involves the most massive BHs available at any given time. Even in the case where BBHs have a low mass ratio, repeated encounters preferentially exchange the lighter member of the binary and tend to create a nearly equal-mass system. As a result, the BBHs that merge in the cluster typically have nearly equal mass components drawn from the most massive BHs in the cluster.

In Figure 3, we show the astrophysical mass-ratio distribution of merging BBHs. We also plot the power-law model with slope $\beta = 1.3^{+1.6}_{-1.3}$ for mass ratios inferred by the LIGO/Virgo Collaboration (model POWER LAW + PEAK; Abbott et al. 2020b). We find that the mass-ratio distribution of merging BBHs from young massive and open clusters is consistent with the inferred mass-ratio distribution from GWTC-2 within the given error bars (see also Banerjee 2021b). Future detections will help constrain the BBH mass-ratio distribution.

3.3. Spin distribution

In Figure 4, we show in the contours the effective spin and chirp mass from our observable BBH population. We do discriminate among our different spin models. We also plot the observed LIGO/Virgo events and their relative error bars (Abbott et al. 2020a). We find that our distributions from young massive and open clusters agree well (within 90% confidence) with LIGO/Virgo events.

We break down the spin models in Figure 5, where the contours show the effective spin and final spin of the merger rem-

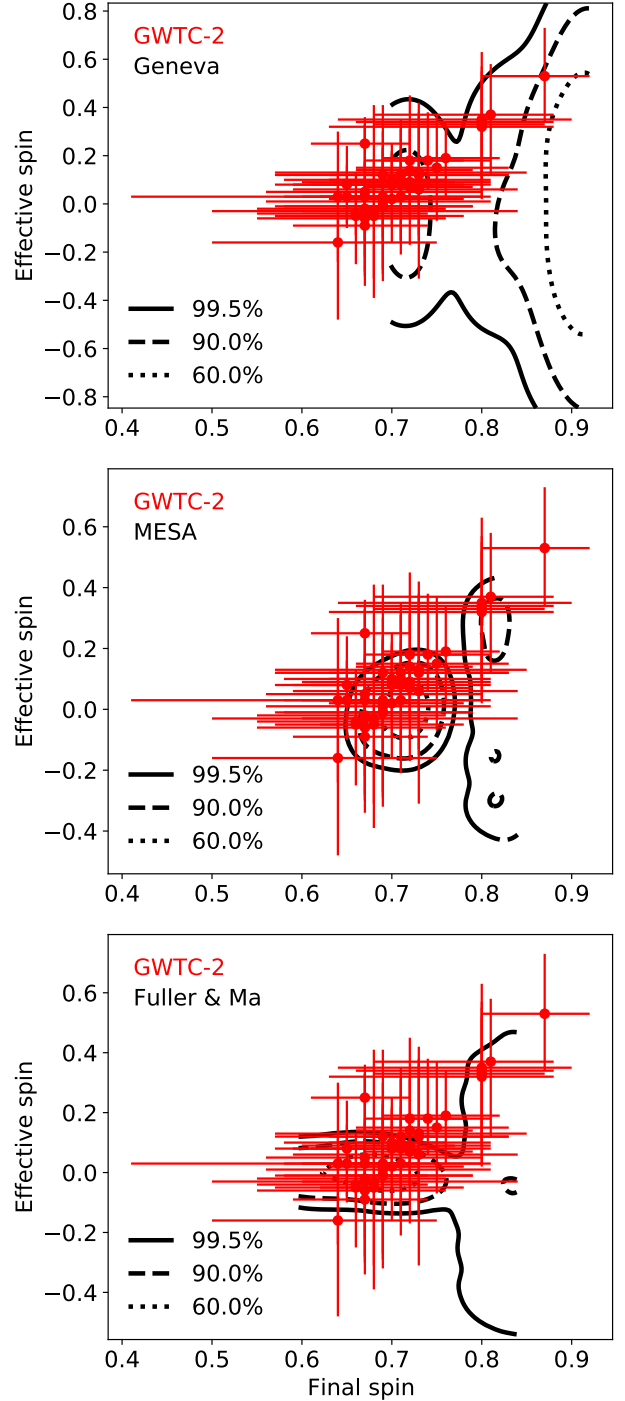


Figure 5. Effective spin and final spin of the merger remnant from the observable BBH population from young massive and open clusters (contours). Orange circles represent observed LIGO/Virgo events and their relative error bars (Abbott et al. 2020a). Top: Geneva model; center: MESA model; bottom: Fuller & Ma (2019) model.

nant from the observable BBH population from young massive and open clusters, for the Geneva model (top), MESA model (center), and Fuller & Ma (2019) model (see Banerjee 2021a and references therein for the details of these BBH natal spin models). We compute the spin of the merger remnant using the prescriptions of Jiménez-Forteza et al. (2017). We also plot the observed LIGO/Virgo events and their relative error bars (Abbott et al. 2020a). We find that the 99.5% like-

lihood region of the Geneva model can explain the observed events, unlike the MESA and Fuller & Ma (2019) models. Therefore, we conclude that the Geneva model is the spin model that is the most consistent with LIGO/Virgo detected population.

Note that spins of the BHs are not taken into account in the PN evolution of the mergers. However, as discussed in Banerjee (2020, 2021a), most in-spirals begin at low frequencies (\sim mHz) where the PN spin terms have very small effect on the orbital decay, so that inclusion of the spin terms would practically not alter the distribution of delay times (e.g., Yu et al. 2020). The final in-spiral, and hence the merger configuration, within the LIGO frequency band could be influenced by the merging BHs’ spins which, therefore, deserves improved treatment in the future (e.g., Gerosa et al. 2018). Moreover, note that we have calculated the final spins separately, using updated NR fitting formulae, assuming random orientation of the BH spins, as appropriate to dynamically assembled BBHs. Despite the possible spin-orbit coupling during the final in-spiral of a given BBH (Antonini et al. 2018), this randomness in the population is not erased even just before the merger, so that the overall distribution of the final spin would remain unaffected with the inclusion of spin-orbit coupling (Yu et al. 2020).

4. CONCLUSIONS

In this paper, we used the results of a suite of direct, high-precision N -body evolutionary models of young massive and open clusters to understand the detectable properties of BBHs. We have extracted the population of merging BBHs from our models and have translated it into an observable population by accounting for both a cosmologically-motivated model for the formation of young massive and open clusters and the detection probability of LIGO/Virgo. The main effect of the detection weights is to favor more massive BBH mergers, which can be detected more easily by current observatories.

We have shown that the distribution of BBH masses from young massive and open clusters agrees well with LIGO/Virgo events. However, our models rarely reproduce GW190521, which can be explained by repeated mergers in more massive clusters (Fragione et al. 2020b). We have also found that the mass-ratio distribution of merging BBHs from young massive and open clusters is consistent with the inferred mass-ratio distribution from GWTC-2 within the given error bars. Finally, we have demonstrated that also the distribution of spins from the model observable BBH population are consistent with the BBH population in the GWTC-2.

With the improving sensitivity of LIGO/Virgo and the expected commissioning of KAGRA and LIGO India, hundreds of detections of merging systems are expected within the decade. Future detections will help constrain the properties of BBHs and will statistically disentangle among the contributions of the several scenarios.

ACKNOWLEDGEMENTS

We thank the referee for their comments and suggestions which have helped improving the manuscript. GF acknowledges support from CIERA at Northwestern University. SB acknowledges the support from the Deutsche Forschungsgemeinschaft (DFG; German Research Foundation) through the individual research grant “The dynamics of stellar mass black holes in dense stellar systems and their role in gravitational-wave generation” (BA 4281/6-1; PI: S. Banerjee). SB

acknowledges the generous support and efficient system maintenance of the computing teams at the AIfA and HISKP.

Our code GWOBS will be shared on reasonable request to the corresponding author. Calculations of w_{det} are performed using PYCBC (Usman et al. 2016) and LAL (<https://git.ligo.org/lscsoft/lalsuite>).

REFERENCES

- Aarseth, S. J. 2003, *Gravitational N-Body Simulations*, 430
 —. 2012, *MNRAS*, **422**, 841
 Abbott, B. P., Abbott, R., Abbott, T. D., Abernathy, M. R., & et al. 2018, *Living Reviews in Relativity*, **21**, 3
 Abbott, B. P., et al. 2019, *Physical Review X*, **9**, 031040
 Abbott, R., et al. 2020a, arXiv e-prints, arXiv:2010.14527
 —. 2020b, arXiv e-prints, arXiv:2010.14533
 —. 2020c, arXiv e-prints, arXiv:2010.14529
 Antonini, F., Gieles, M., & Gualandris, A. 2019, *MNRAS*, **486**, 5008
 Antonini, F., & Perets, H. B. 2012, *ApJ*, **757**, 27
 Antonini, F., Rodriguez, C. L., Petrovich, C., & Fischer, C. L. 2018, *MNRAS*, **480**, L58
 Antonini, F., Toonen, S., & Hamers, A. S. 2017, *ApJ*, **841**, 77
 Askar, A., Szkudlarek, M., Gondek-Rosińska, D., Giersz, M., & Bulik, T. 2017, *MNRAS*, **464**, L36
 Banerjee, S. 2018, *MNRAS*, **473**, 909
 —. 2020, *Phys. Rev. D*, **102**, 103002
 —. 2021a, *MNRAS*, **500**, 3002
 —. 2021b, *MNRAS*, **503**, 3371
 Banerjee, S., Baumgardt, H., & Kroupa, P. 2010, *MNRAS*, **402**, 371
 Banerjee, S., Belczynski, K., Fryer, C. L., et al. 2020, *A&A*, **639**, A41
 Banerjee, S., & Kroupa, P. 2017, *A&A*, **597**, A28
 —. 2018, *Astrophysics and Space Science Library*, Vol. 424, Formation of Very Young Massive Clusters and Implications for Globular Clusters, ed. S. Stahler, 143
 Bartos, I., Kocsis, B., Haiman, Z., & Márka, S. 2017, *ApJ*, **835**, 165
 Belczynski, K., Holz, D. E., Bulik, T., & O’Shaughnessy, R. 2016a, *Nature*, **534**, 512
 Belczynski, K., Heger, A., Gladysz, W., et al. 2016b, *A&A*, **594**, A97
 Belczynski, K., Kléncki, J., Fields, C. E., et al. 2020, *A&A*, **636**, A104
 Bouffanais, Y., Mapelli, M., Santoliquido, F., Giacobbo, N., & et al. 2021, arXiv e-prints, arXiv:2102.12495
 Burrows, A., & Hayes, J. 1996, *Phys. Rev. Lett.*, **76**, 352
 de Mink, S. E., & Mandel, I. 2016, *MNRAS*, **460**, 3545
 Di Carlo, U. N., Mapelli, M., Giacobbo, N., Spera, M., & et al. 2020, *MNRAS*, **498**, 495
 Dominik, M., Berti, E., O’Shaughnessy, R., Mandel, I., & et al. 2015, *ApJ*, **806**, 263
 Duquennoy, A., & Mayor, M. 1991, *A&A*, **500**, 337
 Dvorkin, I., Silk, J., Vangioni, E., Petitjean, P., & et al. 2015, *MNRAS*, **452**, L36
 Eggenberger, P., Meynet, G., Maeder, A., Hirschi, R., & et al. 2008, *Ap&SS*, **316**, 43
 Ekström, S., Georgy, C., Eggenberger, P., Meynet, G., & et al. 2012, *A&A*, **537**, A146
 Fragione, G., Grishin, E., Leigh, N. W. C., Perets, H. B., & Perna, R. 2018, arXiv e-prints, arXiv:1811.10627
 Fragione, G., & Kocsis, B. 2018, *Phys Rev Lett*, **121**, 161103
 —. 2019, arXiv e-prints, arXiv:1903.03112
 Fragione, G., & Loeb, A. 2019a, *MNRAS*, **486**, 4443
 —. 2019b, *MNRAS*, **490**, 4991
 Fragione, G., Loeb, A., & Rasio, F. A. 2020a, *ApJL*, **895**, L15
 —. 2020b, *ApJL*, **902**, L26
 Fragione, G., & Silk, J. 2020, *MNRAS*, **498**, 4591
 Fragione, G., Martinez, M. A. S., Kremer, K., et al. 2020c, arXiv e-prints, arXiv:2007.11605
 Fryer, C. L. 2004, *ApJL*, **601**, L175
 Fryer, C. L., Belczynski, K., Wiktorowicz, G., et al. 2012, *ApJ*, **749**, 91
 Fryer, C. L., & Kalogera, V. 2001, *ApJ*, **554**, 548
 Fuller, J., & Ma, L. 2019, *ApJL*, **881**, L1
 Gerosa, D., Berti, E., O’Shaughnessy, R., et al. 2018, *Phys. Rev. D*, **98**, 084036
 Giacobbo, N., & Mapelli, M. 2018, *MNRAS*, **480**, 2011
 Giersz, M., Askar, A., Wang, L., et al. 2019, *MNRAS*, **487**, 2412
 Gondán, L., Kocsis, B., Raffai, P., & Frei, Z. 2018, *ApJ*, **860**, 5
 Grishin, E., Perets, H. B., & Fragione, G. 2018, *MNRAS*, **481**, 4907
 Heger, A., Fryer, C. L., Woosley, S. E., Langer, N., & Hartmann, D. H. 2003, *ApJ*, **591**, 288
 Hobbs, G., Lorimer, D. R., Lyne, A. G., & Kramer, M. 2005, *MNRAS*, **360**, 974
 Jiménez-Forteza, X., Keitel, D., Husa, S., Hannam, M., & et al. 2017, *Phys. Rev. D*, **95**, 064024
 Kremer, K., Ye, C. S., Rui, N. Z., et al. 2020, *ApJS*, **247**, 48
 Kroupa, P. 2001, *MNRAS*, **322**, 231

- Kruckow, M. U., Tauris, T. M., Langer, N., Kramer, M., & Izzard, R. G. 2018, *MNRAS*, **481**, 1908
- Li, Y.-P., Dempsey, A. M., Li, S., Li, H., & et al. 2021, arXiv e-prints, arXiv:2101.09406
- Liu, B., & Lai, D. 2019, *MNRAS*, **483**, 4060
- Madau, P., & Dickinson, M. 2014, *ARA& A*, **52**, 415
- Madau, P., & Fragos, T. 2017, *ApJ*, **840**, 39
- Mapelli, M., Santoliquido, F., Bouffanais, Y., Arca Sedda, M., & et al. 2020, arXiv e-prints, arXiv:2007.15022
- Marchant, P., Langer, N., Podsiadlowski, P., Tauris, T. M., & Moriya, T. J. 2016, *A& A*, **588**, A50
- Michaely, E., & Perets, H. B. 2020, *MNRAS*, **498**, 4924
- Moe, M., & Di Stefano, R. 2017, *ApJS*, **230**, 15
- O’Leary, R. M., Kocsis, B., & Loeb, A. 2009, *MNRAS*, **395**, 2127
- O’Leary, R. M., Meiron, Y., & Kocsis, B. 2016, *ApJLett*, **824**, L12
- Paxton, B., Bildsten, L., Dotter, A., Herwig, F., & et al. 2011, *ApJS*, **192**, 3
- Paxton, B., Marchant, P., Schwab, J., Bauer, E. B., & et al. 2015, *ApJS*, **220**, 15
- Perna, R., Wang, Y.-H., Farr, W. M., Leigh, N., & et al. 2019, *ApJL*, **878**, L1
- Petrovich, C., & Antonini, F. 2017, *ApJ*, **846**, 146
- Plummer, H. C. 1911, *MNRAS*, **71**, 460
- Podsiadlowski, P., Langer, N., Poelarends, A. J. T., et al. 2004, *ApJ*, **612**, 1044
- Portegies Zwart, S. F., McMillan, S. L. W., & Gieles, M. 2010a, *ARA& A*, **48**, 431
- 2010b, *ARA& A*, **48**, 431
- Rasskazov, A., & Kocsis, B. 2019, arXiv e-prints, arXiv:1902.03242
- Rizzuto, F. P., et al. 2021, *MNRAS*, **501**, 5257
- Rodriguez, C. L., Amaro-Seoane, P., Chatterjee, S., & Rasio, F. A. 2018, *PRL*, **120**, 151101
- Rodriguez, C. L., Zevin, M., Amaro-Seoane, P., et al. 2019, *Phys. Rev. D*, **100**, 043027
- Sana, H., & Evans, C. J. 2011, in *IAU Symposium, Vol. 272, Active OB Stars: Structure, Evolution, Mass Loss, and Critical Limits*, ed. C. Neiner, G. Wade, G. Meynet, & G. Peters, 474
- Santamaría, L., Ohme, F., Ajith, P., Brüggemann, B., & et al. 2010, *Phys. Rev. D*, **82**, 064016
- Secunda, A., Bellovary, J., Mac Low, M.-M., et al. 2019, *ApJ*, **878**, 85
- Silber, K., & Tremaine, S. 2017, *ApJ*, **836**, 39
- Spitzer, L. 1987, Dynamical evolution of globular clusters
- Tanikawa, A., Susa, H., Yoshida, T., Trani, A. A., & et al. 2021, *ApJ*, **910**, 30
- The LIGO Scientific Collaboration, & the Virgo Collaboration. 2020a, arXiv e-prints, arXiv:2009.01075
- 2020b, *ApJL*, **900**, L13
- Trani, A. A., Tanikawa, A., Fujii, M. S., Leigh, N. W. C., & Kumamoto, J. 2021, *MNRAS*, **504**, 910
- Usman, S. A., Nitz, A. H., Harry, I. W., Biwer, C. M., & et al. 2016, *Classical and Quantum Gravity*, **33**, 215004
- Wong, K. W. K., Breivik, K., Kremer, K., & Callister, T. 2020, arXiv e-prints, arXiv:2011.03564
- Yu, H., Ma, S., Giesler, M., & Chen, Y. 2020, *Phys. Rev. D*, **102**, 123009
- Zevin, M., Bavera, S. S., Berry, C. P. L., Kalogera, V., & et al. 2020, arXiv e-prints, arXiv:2011.10057