

# Effects of lightning strokes on underground gravitational waves observatories

---

T. Washimi<sup>a,1</sup>, T. Yokozawa,<sup>b</sup> M. Nakano,<sup>b</sup> T. Tanaka,<sup>b</sup> K. Kaihotsu,<sup>c</sup> Y. Mori,<sup>c</sup> and T. Narita<sup>d</sup>

<sup>a</sup>*Gravitational Wave Science Project (GWSP), Kamioka branch, National Astronomical Observatory of Japan (NAOJ),*

*Kamioka-cho, Hida City, Gifu 506-1205, Japan*

<sup>b</sup>*Institute for Cosmic Ray Research (ICRR), KAGRA Observatory, the University of Tokyo,*

*Kamioka-cho, Hida City, Gifu 506-1205, Japan*

<sup>c</sup>*Department of Physics, the University of Toyama,*

*Gofuku, Toyama City, Toyama 930-8555, Japan*

<sup>d</sup>*Department of Electrical and Electric Engineering, Shonan Institute of Technology,*

*Tsujido, Fujisawa City, Kanagawa 251-8511, Japan*

*E-mail:* [tatsuki.washimi@nao.ac.jp](mailto:tatsuki.washimi@nao.ac.jp)

**ABSTRACT:** For ground-based gravitational wave (GW) detectors, lightning strokes in the atmosphere are sources of environmental noise. Some GW detectors are built or planned in underground facilities, and knowledge of how lightning strokes affect them is of interest. In this paper, the lightning detection system in KAGRA is introduced, and the properties of the magnetic field measured inside and outside the KAGRA tunnel are shown. One lightning-induced event in the GW channel of the KAGRA main interferometer is also showed. Finally, possible applications of lightning events for the GW experiments are discussed.

**KEYWORDS:** Large detector systems for particle and astroparticle physics, Interferometry, Instrumental noise

ARXIV EPRINT: [2103.06516](https://arxiv.org/abs/2103.06516)

---

<sup>1</sup>Corresponding author.

---

## Contents

<b>1</b>	<b>Gravitational wave and underground facilities</b>	<b>1</b>
<b>2</b>	<b>Localization of the lightning strokes by Blitzortung network</b>	<b>2</b>
<b>3</b>	<b>Lightning signals in the Kamioka underground</b>	<b>2</b>
3.1	Magnetic field	3
3.2	KAGRA main interferometer	5
<b>4</b>	<b>Possible applications of lightning events</b>	<b>5</b>
4.1	Simultaneous detection by GW detector and neutrino detector	6
4.2	Estimation of underground water	6
<b>5</b>	<b>Conclusion</b>	<b>7</b>

---

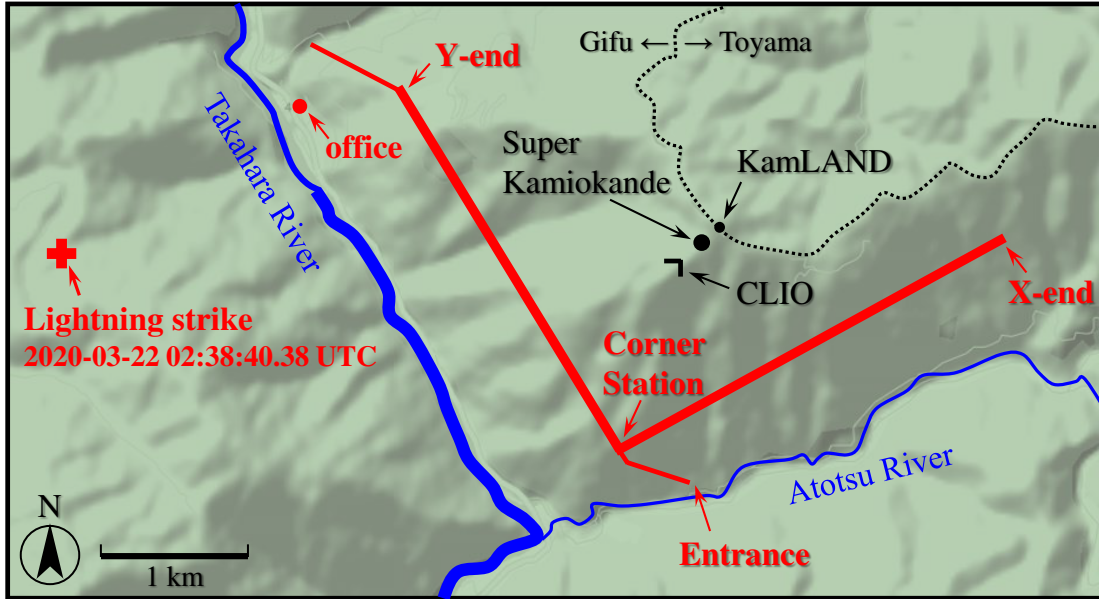
## 1 Gravitational wave and underground facilities

To detect a Gravitational Wave (GW) with high signal-to-noise ratio, locating the interferometric detector underground is an effective way to avoid and filtering noise sources caused by human activities and meteorological phenomenon. For example, seismic noise can be reduced by approximately  $O(10^2)$  for underground facilities compared to the surface [1]. KAGRA [2] and its prototype CLIO [3] have been built in the underground facilities of Kamioka (Figure 1), Japan. KAGRA conducted the first joint observation run (O3GK) with GEO600 in Germany from April 7 to 21, 2020 [4]. In the next future the third generations detectors for Gravitational Waves continuous studies and observations, like ET (Einstein Telescope) [5] in Europe and ZAIGA [6] in China, are planned to be accommodated within giant laboratories underground.

Because the GW signals are very small, having a dimensionless amplitude  $h$  of the order of  $10^{-21}$ - $10^{-22}$ , it is extremely important to have an environmental monitoring system studying human activities, local disturbances and geophysical phenomena. Physical environmental monitoring (PEM)<sup>1</sup> is one part of the GW observation conducted to monitor such noise with seismometers, accelerometers, microphones, and magnetometers. In this study, we focus on the magnetic field generated by lightning strokes. Lightning generates a large pulse of a magnetic field and possibly affects the GW signal by shaking the mirror, or incurs electrical noise. However, its effect underground is non-trivial. In the KAGRA experimental site, there are three 3-axial fluxgate magnetometers (Bartington Mag-13 MCL100®, with a frequency range of DC-3 kHz) located in the corner station (CS), in the X-end, and in the Y-end (Figure 1), respectively. In addition, a lightning detector is located in front of the KAGRA tunnel, and its details are described in the next section.

---

<sup>1</sup>Details of the KAGRA PEM have been reported in a review paper [7].



**Figure 1.** The map of the KAGRA experimental site and nearby area. The lightning stroke on 2020-03-22 02:38:40.38 UTC is discussed in Section 3.2.

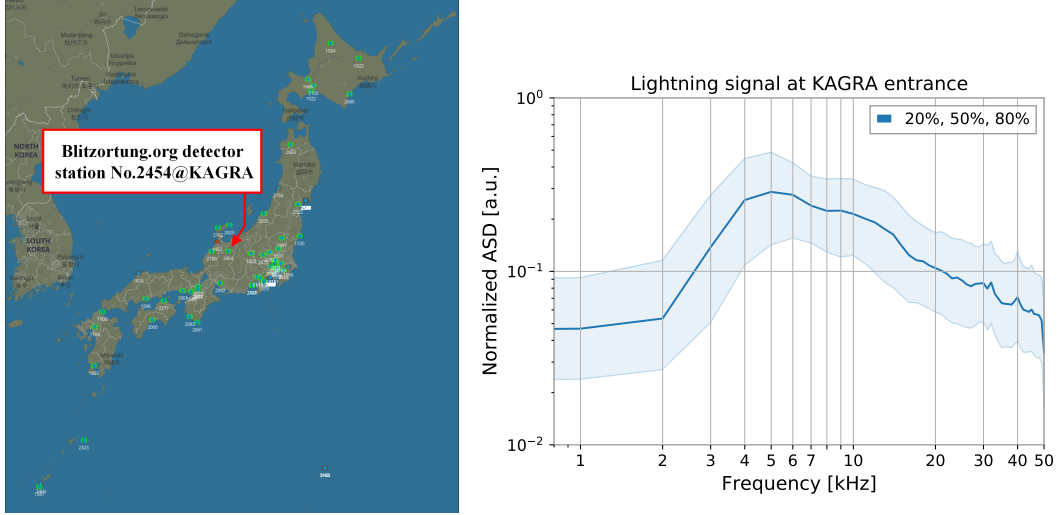
## 2 Localization of the lightning strokes by Blitzortung network

Blitzortung.org [8, 9] is a lightning detection and localization network, based on time-of-arrival (TOA) and time-of-group-arrival (TOGA) methods for the VLF (3-30 kHz) electromagnetic wave signals. There are approximately 2,000 detector stations in the world based on the volunteer collaboration. A total of 55 detector stations in Japan (Figure 2, left) and 20 detector stations in the other Asia-Oceania region are managed by the Shonan Institute of Technology [10]. A typical detection range for a Blitzortung system-blue detector is approximately 4000 km. Detector station No. 2454 is located in front of the KAGRA tunnel (installed on September 12, 2019). The sensing part consists of three ferrite bar antennas and pre-amps (1-50 kHz of the  $-3$  dB range). The raw signals of the time series were recorded by a local data logger (GRAPHTEC GL980®) with a self-trigger, 100 kHz sampling, and 2 s window per events. Figure 2 (right) shows the 20, 50, and 80 percentile of the amplitude spectrum density (ASD), normalized by the integral at 1-50 kHz, for the lightning events observed from September to December, 2020<sup>2</sup>. It has a peak at approximately 5 kHz, which is consistent with the literature [11, 12].

## 3 Lightning signals in the Kamioka underground

In this section, the lightning signals observed at the KAGRA experimental site in the underground facility are presented, and their characteristics are discussed.

<sup>2</sup>Stable data acquisition started in September 2020



**Figure 2.** Left: Blitzortung.org detector locations in Japan and No. 2454 at KAGRA entrance. Right: Percentile of the normalized amplitude spectrum density for the Blitzortung detector (sum of the three axes) No. 2454.

### 3.1 Magnetic field

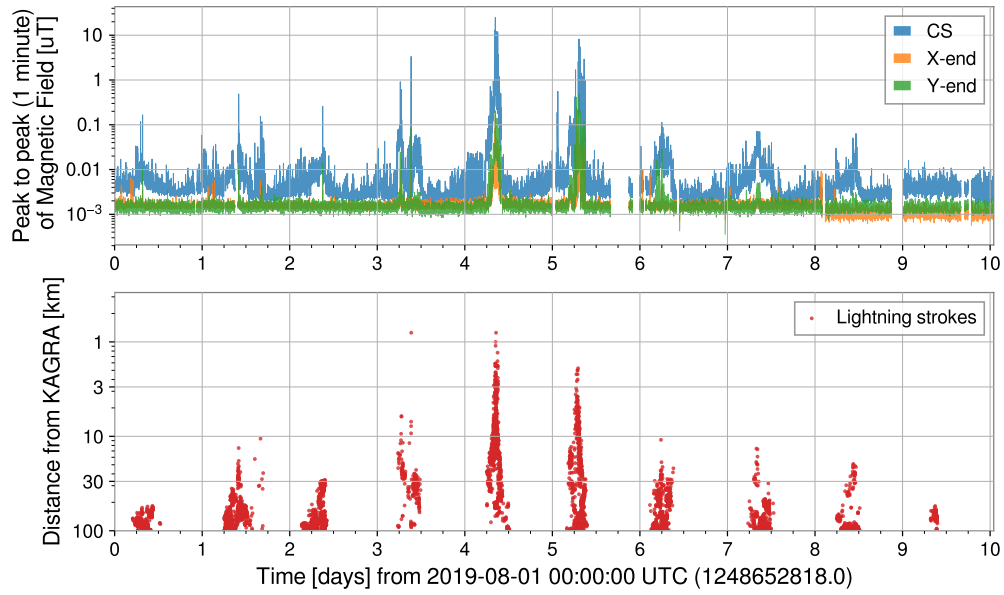
As, it is well known from electromagnetism textbooks, the amplitude of the magnetic field through the depth  $z$  into a conductor with a resistivity of  $\rho$  becomes

$$B(z) \propto e^{-z/\delta}, \quad \delta = \sqrt{\frac{\rho}{\pi\mu f}}, \quad (3.1)$$

where  $\mu$  is the permeability of the conductor,  $f$  is the frequency of the magnetic field, and  $\delta$  is the skin-depth. From a geophysical survey [13], the resistivity of the ground around the Kamioka area is measured as  $\rho = 400 \Omega\text{m}$  and  $\mu \simeq \mu_0 = 4\pi \times 10^{-7} \text{ H/m}$ , respectively. Then, the skin-depth is calculated as  $\delta \simeq 100 \text{ m}$  for  $f = 1 \text{ kHz}$ . The underground depths of the experimental KAGRA site are approximately 200 m and 450 m for the CS and X/Y-end stations, respectively.

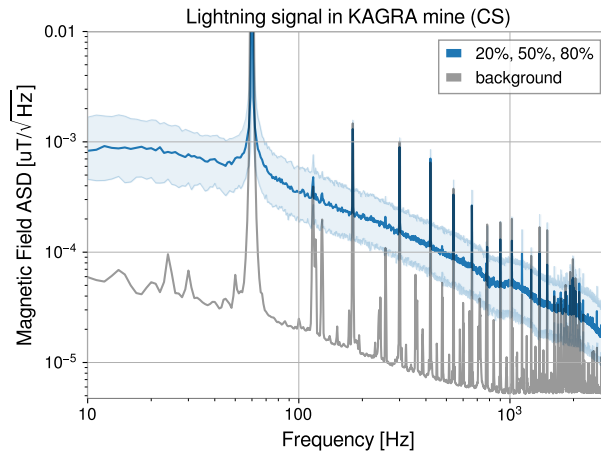
Figure 3 shows an example of the magnetic field (peak-to-peak value every 1 min) measured at the KAGRA experimental site and the distance of lightning strokes from KAGRA CS during August 1-10, 2020. In this season, we had a large number of lightning occurrences around the Kamioka area almost every evening. It can clearly be seen that a large magnetic field was observed when lightning strokes occurred near KAGRA, and this behavior is simply due to the fact that the amplitude of the magnetic wave is decreased in proportion to the path length in the atmosphere. The difference in the magnetic strength between sensor positions can be understood from the results of the skin effect, because (1) the magnetic strength in the CS is approximately 10 times larger than that in the X- and Y-ends, as expected, and (2) the magnetic strengths in the X- and Y-ends are approximately the same, despite there being an entrance tunnel for the Y-end, but not for the X-end.

Because such behavior is not observed in other types of PEM sensors, such as microphones or accelerometers, these peaks are not electrical noise in the data-taking system, but the real magnetic field variation.



**Figure 3.** Top: The peak-to-peak value of the magnetometers in the KAGRA experimental site for every 1 min. Bottom: The distance of lightning strokes from KAGRA CS.

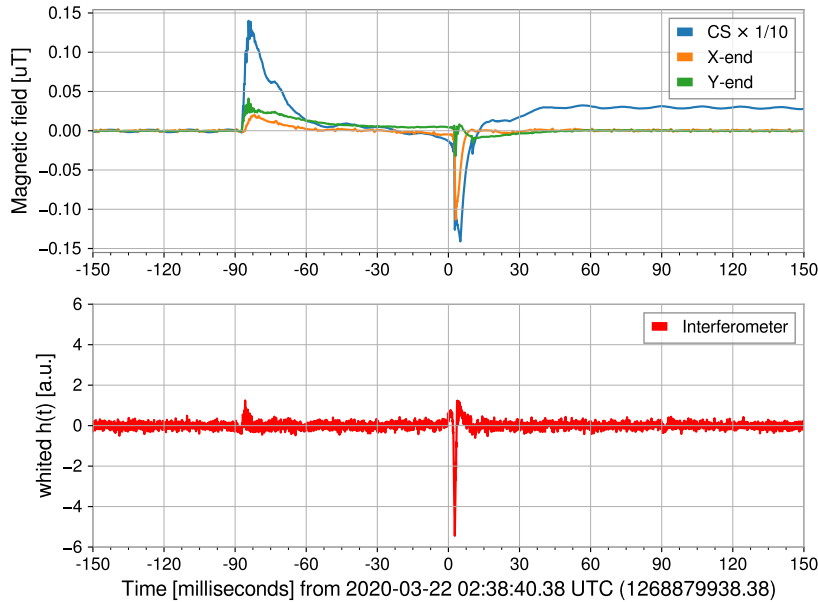
The ASDs of the magnet meter located in the KAGRA CS are shown in Figure 4. The lightning signal (blue) has a monotonous decrease with respect to the frequency (less than 3 kHz), except for the peaks in the background data (gray). This structure is significantly different from that of the on-ground detector (Figure 2, right) and is consistent with the skin effect in a qualitative discussion (the magnitude is more reduced for higher frequency), at least in the overlapped frequency of 1-3 kHz.



**Figure 4.** ASD of the magnet meter in the KAGRA CS for the lightning events within 30 km (blue) and the background data (gray).

### 3.2 KAGRA main interferometer

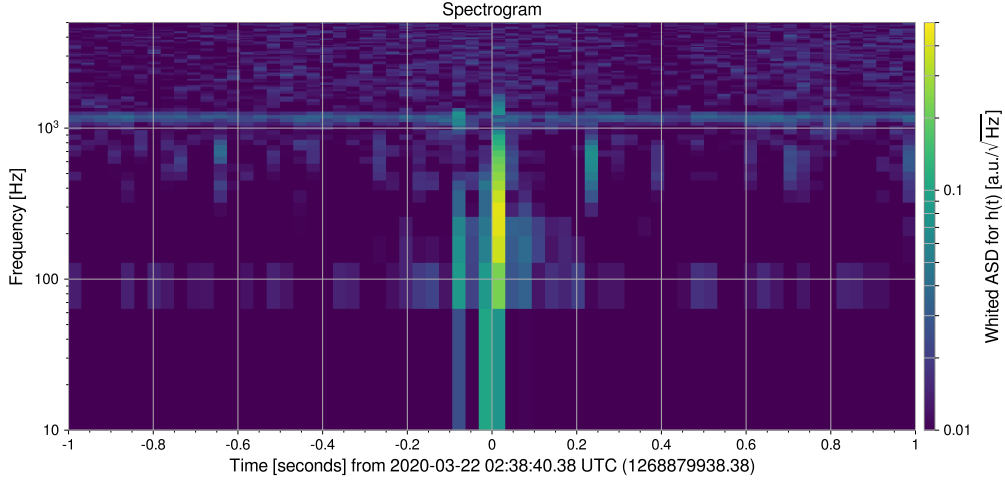
On 2020-03-22 02:38:40.38 UTC, a lightning stroke occurred extremely close to KAGRA (Figure 1), during the locked state of the interferometer. This lightning event was detected by both magnetometers and the GW channel (strain sensitivity,  $h(t)$ ) of the main interferometer of KAGRA. Unfortunately, the local data taking system for the Blitzortung detector was not ready at this time. However, no coincident signals were detected by the other auxiliary channels, such as the brink ADC channel (the ADC channel where the data were recorded but nothing was connected), other PEM sensors (seismometers, accelerometers, and microphones), local sensors for the mirror motion, and the beam positions of the interferometer, *etc.* Figure 5 and Figure 6 show their time series and the spectrogram of the GW channel for this event, respectively. This is the first evidence that a GW detector constructed in an underground facility is excited by lightning strokes in the atmosphere. This means that the lightning will be background events of a burst-GW search, but can be easily identified by the current system of the PEM.



**Figure 5.** Time series of the magnetometers inside of the KAGRA site (top) and the KAGRA main interferometer (whitened strain signal) (bottom) for the nearby lightning event. For the magnetometers, the DC value of geomagnetism ( $\sim 50\mu\text{T}$ ) is subtracted.

## 4 Possible applications of lightning events

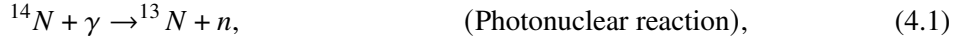
As shown in the previous section, it was pointed out that lightning strokes in the atmosphere are not a desirable phenomena from the viewpoint of GW observation. However, we can discuss the effective use of lightning in certain studies. In this section, we propose two possible applications of lightning events.



**Figure 6.** The spectrogram of the GW channel (whited) for the lightning event.

#### 4.1 Simultaneous detection by GW detector and neutrino detector

It is known that thunderclouds can cause the following interactions with a nucleus in the atmosphere just before a lightning stroke [14]:



with  $Q = 2.22$  MeV and a half-life of  $T_{1/2} = 598$  s for  $\beta^+$  decay. These phenomena have been observed with  $\gamma$ -ray, but not with neutrinos. In the underground facility of Kamioka, the neutrino experiments such as Super-Kamiokande [15], KamLAND [16], and CANDLES [17] are running, and it might be possible for KAGRA to detect lightning events coincident with them. One of the most interesting events emitting GW and neutrinos is a supernovae explosion (*e.g.*, [18]) for which the observation of lightning will be a good demonstration. Please note that this is a challenging issue because the energy spectrum and time structure are quite different between supernovae and lightning signals. In addition, the processes (4.1) and (4.2) are confirmed only for the winter-type lightning (high energy) around the bay area and not for the summer-type lightning in the mountain-area.

#### 4.2 Estimation of underground water

If it is correct that the difference in the spectrum of the magnetic field for lightning (Figure 2 and Figure 4) is caused by the skin effect, the resistivity of the underground can be evaluated by comparing the spectrum of broadband magnetometers (*e.g.*, DC-10 kHz) located inside and outside the tunnel. The ground resistivity  $\rho$  corresponds to the amount of water contained in the ground, using Archie's formula [19]:

$$\rho = a\phi^{-m}S^{-n}\rho_w, \quad (4.3)$$

where  $\phi$  is the porosity,  $S$  is the brine saturation,  $\rho_w$  is the resistivity of water, and  $a, m, n$  are constants. Underground water information is important for both GW detectors and low-background

experiments (*e.g.*, dark matter or neutrino-less double-beta decay search), because water causes Newtonian gravity noise and the modulation of fast-neutron background [20], respectively.

## 5 Conclusion

In the KAGRA PEM, a Blitzortung lightning detector and magnetometers were used to monitor the environmental noise for the GW observation. This system succeeded in monitoring the magnetic field pulses coming from lightning strokes in the atmosphere, both outside and inside the underground experimental site of KAGRA. In addition, it was also confirmed that a lightning-induced event in the GW channel of the KAGRA main interferometer is exhibited, and it can be identified by the current system. Lightning events are not only undesirable phenomena but also possible to be applied in some studies. *e.g.* demonstration of a supernovae search with neutrino experiments, and estimation for the time dependence of the underground water.

## Acknowledgments

This research has made use of data, software, and web tools obtained or developed by the KAGRA Collaboration. In this study, we were supported by KAGRA collaborators, especially the commissioning members of the interferometer and vibration-isolation systems, administrators of the digital system, and managers of the KAGRA experiment. We would like to thank Editage ([www.editage.com](http://www.editage.com)) for English language editing.

The KAGRA project is funded by the Ministry of Education, Culture, Sports, Science and Technology (MEXT) and the Japan Society for the Promotion of Science (JSPS). Especially this work was founded by JSPS Grant-in-Aid for JSPS Fellows 19J01299, JSPS Grant-in-Aid for Scientific Research on Innovative Areas 6105 20H05256, and the Joint Research Program of the Institute for Cosmic Ray Research (ICRR) University of Tokyo 2019-F14, 2020-G12.

## References

- [1] T. Tomaru et al., “*Vibration-Free Pulse Tube Cryocooler System for Gravitational Wave Detectors, Part I: Vibration-Reduction Method and Measurement*”, *Cryocoolers* 13. pp 695-702 (2005). [[https://doi.org/10.1007/0-387-27533-9\\_86](https://doi.org/10.1007/0-387-27533-9_86)]
- [2] T. Akutsu et al. (KAGRA collaboration), “*Overview of KAGRA : Detector design and construction history*”, *Prog. Theor. Exp. Phys.*, Volume 2021, Issue 5, 05A101. [<https://doi.org/10.1093/ptep/ptaa125>]
- [3] S. Miyoki et al., “*The CLIO project*”, *Class. Quantum Grav.* 23 S231 (2006). [<https://doi.org/10.1088/0264-9381/23/8/S29>]
- [4] K. Kokeyama, “*Observing the Universe from Underground Gravitational Wave Telescope, KAGRA*”, *Proceedings of the 3rd World Summit on Exploring the Dark Side of the Universe (Guadeloupe Islands, March 9-13, 2020)*, p41-48. [<http://hdl.handle.net/1808/30804>]
- [5] M. Punturo et al., “*The Einstein Telescope: A third-generation gravitational wave observatory*”, *Class. Quant. Grav.* 27 (2010) 194002. [<https://doi.org/10.1088/0264-9381/27/19/194002>]



- [6] M. S. Zhan et al., "ZAIGA: Zhaoshan Long-baseline Atom Interferometer Gravitation Antenna", *International Journal of Modern Physics*, Vol. 29, No. 4 (2020) 1940005. [<https://doi.org/10.1142/S0218271819400054>]
- [7] T. Akutsu et al. (KAGRA Collaboration), "Overview of KAGRA: Calibration, detector characterization, physical environmental monitors, and the geophysics interferometer", *Prog. Theor. Exp. Phys.*, Volume 2021, Issue 5, 05A102. [<https://doi.org/10.1093/ptep/ptab018>]
- [8] <https://www.blitzortung.org/>
- [9] T. Narita et al., "A study of lightning location system (Blitz) based on VLF sferics", 34th International Conference on Lightning Protection (ICLP), Rzeszow, 2018, pp. 1-7. [<https://doi.org/10.1109/ICLP.2018.8503311>]
- [10] <http://www.5656jp.com/policy2.html>
- [11] K.L. Cummins, M.J. Murphy, "Overview of lightning detection in the VLF, LF and HF frequency ranges", *Int. Conf. On Lightning detection (ICLD)*, Tucson, 2000.
- [12] C. Bianchi, A. Meloni, "Natural and man-made terrestrial electromagnetic noise: An outlook", *Annals of Geophysics* 50. 10.4401/ag-4425, 2009. [<https://doi.org/10.4401/ag-4425>]
- [13] R. Yoshimura et al., "Magnetotelluric transect across the Niigata-Kobe Tectonic Zone, central Japan : A clear correlation between strain accumulation and resistivity structure", *Geophysical Research Letters*, Vol. 36, No. 20, L20311, 10.2009. [<https://doi.org/10.1029/2009GL040016>]
- [14] T. Enoto et al., "Photonuclear reactions triggered by lightning discharge", *Nature* 551, 481–484 (2017). [<https://doi.org/10.1038/nature24630>]
- [15] S. Fukuda et al. (Super-Kamiokande Collaboration), "The Super-Kamiokande detector", *Nucl. Inst. Meth. A*, 501, 2–3, 418-462 (2003). [[https://doi.org/10.1016/S0168-9002\(03\)00425-X](https://doi.org/10.1016/S0168-9002(03)00425-X)]
- [16] A. Gando et al. (KamLAND Collaboration), "Reactor on-off antineutrino measurement with KamLAND", *Phys. Rev. D* 88, 033001 (2013). [<https://doi.org/10.1103/PhysRevD.88.033001>]
- [17] S. Umehara, "Search For Neutrino-less Double Beta Decay Of  $^{48}\text{Ca}$ - Candles -", *Proceedings of The 26th International Nuclear Physics Conference — PoS(INPC2016)*, 281, 246 (2017). [<https://doi.org/10.22323/1.281.0246>]
- [18] T. Takiwaki and K. Kotake, "Anisotropic emission of neutrino and gravitational-wave signals from rapidly rotating core-collapse supernovae", *Monthly Notices of the Royal Astronomical Society: Letters*, 475, 1, 91–95 (2018). [<https://doi.org/10.1093/mnrasl/sly008>]
- [19] G. E. Archie, "Classification of carbonate reservoir rocks and petrophysical considerations", *Aapg Bulletin*, 1952, 36.2, 278-298 (1952).
- [20] K. Mizukoshi et al., "Measurement of ambient neutrons in an underground laboratory at the Kamioka Observatory", *Prog. Theor. Exp. Phys.*, Volume 2018, Issue 12, 123C01. [<https://doi.org/10.1093/ptep/pty133>]