

CLASSIFICATION OF HIGHER MOBILITY CLOSED-LOOP LINKAGES

TIAGO DUARTE GUERREIRO, ZIJIA LI AND JOSEF SCHICHO

ABSTRACT. We provide a complete classification of paradoxical closed-loop n -linkages, where $n \geq 6$, of mobility $n - 4$ or higher, containing revolute, prismatic or helical joints. We also explicitly write down strong necessary conditions for nR -linkages of mobility $n - 5$. Our main new tool is a geometric relation between a linkage L and another linkage L' resulting from adding equations to the configuration space of L . We then lift known classification results for L' to L using this relation.

CONTENTS

1. Introduction	1
2. Preliminaries	2
3. Linkages	4
4. Bond Theory	8
5. n -linkages with mobility at least $n - 4$	10
5.1. $6R$ -linkages	11
5.2. 6-linkages	13
5.3. nR -linkages	16
5.4. n -linkages	16
6. nR -linkages with mobility $n - 5$	17
Acknowledgements	19
References	19

1. INTRODUCTION

A closed-loop linkage is a mechanical device consisting of rigid bodies coupled together by joints and forming a single loop. Each joint allows for a different type of motion, namely, revolute (rotational around a fixed axis), prismatic (translational along a fixed direction) and helical (rotational and translational, where the rotation angle and the translation length are dependent). We call these R , P , and H joints. A closed linkage with exactly n -joints is denoted by n -linkage. If all joints are of the same type, revolute, we call it an nR -linkage.

Closed linkages are a crucial and basic object in the modern theory and applications of kinematics [7, 12, 33, 37]. They have been studied using algebraic and geometric methods in classical works such as Cayley [5], Chebyshev [6], Sylvester [38], and Kempe [21].

The mobility (see definition 3.2 for a precise description) of a closed-loop linkage is generically $n - 6$ by the Chebychev-Grübler-Kutzbach criterion [23, 37], where n is the number of 1-degree-of-freedom (DOF) joints in the closed-loop. A closed-loop linkage whose mobility is higher than $n - 6$ is called a paradoxical or overconstrained linkage. Mobile linkages with 4 joints of type R , P or H have been classified in [9]. In [1], the authors settle the classification problem for 5-linkages with at least one helical joint, which complements the classification of mobile linkages with five joints of type R , P or H . Since the first mobile linkage with only revolute joints ($6R$ -linkage) of Sarrus [36], numerous paradoxical $6R$ -linkages were discovered (see reviews in [2, 3, 8, 10, 24]) but the classification of the paradoxical $6R$ -linkages is

Key words and phrases. Paradoxical Linkage, Mobility, Dual quaternion, Absolute Cone, Bond Theory.

still open. Furthermore, the classification of paradoxical linkages with $n \geq 6$ joints of type R , P or H is open too.

However, there has not been a systematic study yet for linkages with more than six joints or mobility higher than two. Our results constitute a significant step further in the solution to this problem. For a closed linkage, if the motions of all joints are in a Schönflies subgroup of $SE(3)$ which has dimension 4, then the linkage has mobility $n - 4$, see [17, 18, 30]. However, the converse is not true. For instance, the Goldberg 5R linkages of mobility one [11] and 6R linkages of mobility two [15] are counter-examples. We completely classify higher mobility closed-loop n -linkages with mobility $n - 4$.

Theorem 1.1 (Main Theorem I, see Theorems 5.7, 5.12 and 5.15). *A 6-linkage of mobility 2 is one of the following cases:*

- (1) *All joints are revolute with zero offsets and equal Bennett ratios;*
- (2) *There are exactly two P -joints and two pairs of neighbouring parallel R or H -joints .*
- (3) *All axes of revolute or helical joints are parallel.*

Theorem 1.2 (Main Theorem II, see Proposition 5.1 and Theorems 5.16, 5.18 and 5.19). *The mobility of an n -linkage is at most $n - 3$.*

- (1) *An n -linkage, where $n > 6$, has mobility $n - 4$ if and only if all its revolute and helical axes are parallel.*
- (2) *An n -linkage, where $n \geq 5$, has mobility $n - 3$ only if all the axes of revolute or helical joints are concurrent.*

Moreover, we give necessary conditions that an nR -linkage of mobility $n - 5$ satisfies:

Theorem 1.3 (Main Theorem III, see Theorem 6.3). *Every nR -linkage of mobility $n - 5$ with $n > 6$ has parallel neighbouring axes or triples of consecutive axes that satisfy a Bennett condition.*

Note that there are known $7R$ -linkages of mobility two and $8R$ -linkages of mobility three constructed using factorization of motion polynomials [29] and other synthesis methods [22, 34]. A necessary condition when $n = 6$ is also given in [25].

The main new tool we use is the relation between a linkage L with high enough mobility and a new linkage L' obtained by adding equations to the configuration space of L . Each of these equations corresponds in practice to the *freezing* of a joint in L at a generic position, see lemma 3.13. Consequently, we reduce the mobility by one, which allows us to obtain classification results for L by using previously known classification results for L' . Furthermore, the relation between L and L' is achieved by a new formulation of the Bennett and conditions for concurrency on revolute axes in terms of points in the absolute quadric cone, see lemma 3.12, which is interesting in itself. Finally, we use new considerations on bond theory for linkages with higher mobility, see section 4, and an extension of the *abc*-lemma to dual quaternions, see lemma 2.4.

2. PRELIMINARIES

The real quaternions, \mathbb{H} , are the unique 4-dimensional associative division algebra over \mathbb{R} . An element in \mathbb{H} can be uniquely written as $p = p_0 + p_1\mathbf{i} + p_2\mathbf{j} + p_3\mathbf{k}$, where $p_i \in \mathbb{R}$ and $\mathbf{i}^2 = \mathbf{j}^2 = \mathbf{k}^2 = \mathbf{ijk} = -1$ are the usual Hamiltonian relations. Its conjugate is $\bar{p} := p_0 - p_1\mathbf{i} - p_2\mathbf{j} - p_3\mathbf{k}$. The algebra of quaternions is normed and the norm is a multiplicative function given by

$$\begin{aligned} N: \mathbb{H} &\longrightarrow \mathbb{R} \\ p &\longmapsto p\bar{p} = p_0^2 + p_1^2 + p_2^2 + p_3^2. \end{aligned}$$

The quaternions are a good model for the 3D rotation group $SO(3)$, but it turns out that it is not enough to model the whole group of direct isometries of \mathbb{R}^3 , $SE(3)$. For that, we need dual quaternions. Let \mathbb{DH} be the 8-dimensional associative algebra over \mathbb{R} given by

$$\mathbb{DH} := \mathbb{H}[\epsilon]/(\epsilon^2).$$

That is, an element in \mathbb{DH} is of the form $h = p + \epsilon d$ where p and d are quaternions and $\epsilon^2 = 0$. The quaternions p and d are called the primal and dual parts of h , respectively. The dual quaternions are normed and the norm is given by

$$\begin{aligned} N : \mathbb{DH} &\longrightarrow \mathbb{D} \\ p + \epsilon d &\longmapsto (p + \epsilon d)\overline{(p + \epsilon d)} = p\bar{p} + \epsilon(p\bar{d} + d\bar{p}) \\ &= p_0^2 + p_1^2 + p_2^2 + p_3^2 + 2\epsilon(p_0d_0 + p_1d_1 + p_2d_2 + p_3d_3), \end{aligned}$$

where $\mathbb{D} = \{a + b\epsilon \mid a, b \in \mathbb{R} \text{ and } \epsilon^2 = 0\}$. The subset of unit dual quaternions, \mathbb{DH}^u , given by elements with norm 1, has a group structure.

The dual quaternions act on \mathbb{R}^3 and, in fact, restricting the action to the unit dual quaternions yields a surjection to $SE(3)$. Such a map is not injective, however, since any two unit dual quaternions differ by a sign map to the same isometry. Hence, it is natural to identify h with any non-zero real multiple of h , therefore, get a one-to-one correspondence

$$\mathcal{S}^* := \{h \in \mathbb{P}^7 \mid N(h) \in \mathbb{R}^*\} \xleftrightarrow{\sim} SE(3).$$

Classically, it is usual to write \mathcal{S}^* as $\mathcal{S} \setminus E$ where

$$\mathcal{S} = \{(p_0 : p_1 : p_2 : p_3 : d_0 : d_1 : d_2 : d_3) \in \mathbb{P}^7 \mid p_0d_0 + p_1d_1 + p_2d_2 + p_3d_3 = 0\}$$

is the Study Quadric. Inside \mathcal{S} is the exceptional linear 3-space

$$E = \{(p_0 : p_1 : p_2 : p_3 : d_0 : d_1 : d_2 : d_3) \in \mathbb{P}^7 \mid p_0 = p_1 = p_2 = p_3 = 0\} = \{\epsilon h \mid h \in \mathcal{S}\}.$$

The subset $\mathcal{S} \setminus E$ has a group structure inherited from the one in the unit dual quaternions. It is a classic result that $\mathcal{S} \setminus E$ is isomorphic to $SE(3)$. See [19, Section 2.4].

In fact, the isomorphism can be given by $\psi : \mathcal{S} \setminus E \longrightarrow SE(3)$ such that

$$p + \epsilon d \longmapsto \left(x \mapsto 1 + \epsilon \frac{p\bar{d} - d\bar{p} + px\bar{p}}{p\bar{p}} \right).$$

Here, a point $x = (x_1, x_2, x_3) \in \mathbb{R}^3$ is written in the form $1 + \epsilon x = 1 + x_1\epsilon\mathbf{i} + x_2\epsilon\mathbf{j} + x_3\epsilon\mathbf{k}$.

Example 2.1. The table 1 shows the correspondence between points in $\mathcal{S} \setminus E$ and isometries of \mathbb{R}^3 .

TABLE 1. Correspondence between elements in $\mathcal{S} \setminus E$ and $SE(3)$.

Points in $\mathcal{S} \setminus E$	Isometries in \mathbb{R}^3
$(1 : 0 : 0 : 0 : 0 : t_1/2 : t_2/2 : t_3/3)$	Translation by (t_1, t_2, t_3)
$(t : u_1 : u_2 : u_3 : 0 : 0 : 0 : 0)$ where $t = \cot(\frac{\alpha}{2})$	Rotation by α around the axis $u = (u_1, u_2, u_3)$ and $u_1^2 + u_2^2 + u_3^2 = 1$.

Very often, we work in the complexification of the real algebra \mathbb{DH} . We can extend the dual quaternions to the algebra of complex dual quaternions, $\mathbb{DH}_{\mathbb{C}}$, defined as $\mathbb{DH} \otimes_{\mathbb{R}} \mathbb{C}$.

Inside $\mathbb{DH}_{\mathbb{C}}$ there is the subalgebra of complex quaternions, $\mathbb{H}_{\mathbb{C}} = \mathbb{H} \otimes_{\mathbb{R}} \mathbb{C}$. The following lemma says that it has a linear structure.

Lemma 2.2. *There is an algebra isomorphism,*

$$\mathbb{H}_{\mathbb{C}} \cong M_2(\mathbb{C}).$$

Proof. This is a special case of Wedderburn's theorem, see [39], and follows directly from the fact that $\mathbb{H}_{\mathbb{C}}$ is a simple algebra over \mathbb{C} . \square

Lemma 2.3 (*abc-lemma*). *Suppose that a , b and c are norm zero complex quaternions. Then*

$$abc = 0 \implies ab = 0 \quad \text{or} \quad bc = 0.$$

Proof. Let $X = \{x \in \mathbb{H}_{\mathbb{C}} \mid abx = 0\}$ and $Y = \{x \in \mathbb{H}_{\mathbb{C}} \mid bx = 0\}$. Clearly, $Y \subseteq X$. Both X and Y are right ideals of $\mathbb{H}_{\mathbb{C}}$ and, therefore, linear subspaces of $M_2(\mathbb{C})$. Suppose that $ab \neq 0$. Then $X \neq M_2(\mathbb{C})$ and X and Y are 2-dimensional. Hence, $X = Y$. Since $c \in X$ by hypothesis, it follows that $c \in Y$. \square

The *abc*-lemma is one of the main tools in our results concerning linkages of mobility 2 or higher. It was originally proven in [24] to help with classifying the bond diagrams for 6R-linkages with mobility 1 with at most four connections in the sense of bond theory. We shall make extensive usage of this result. There is, in fact, a generalisation of the *abc*-lemma for complex dual quaternions that we will also use:

Lemma 2.4 (Extended *abc*-lemma). *Suppose that a , b and c are norm zero complex dual quaternions, none of which is a quaternion multiple of ϵ . Then $abc = 0$ if and only if at least one of the following is true:*

- (1) $ab = 0$;
- (2) $bc = 0$;
- (3) ab and bc are both multiples of ϵ .

Proof. It is clear that $ab = 0$ or $bc = 0$ implies $abc = 0$. Suppose that both ab and bc are multiples of ϵ . Then, for every $x \in \mathbb{DH}_{\mathbb{C}}$, we have that $abx = 0$. We have thus to prove that there exists an element x for which $bxb = b$. Any norm zero complex dual quaternion is of the form $u(i - \mathbf{i})v$ (by [14, Lemma 1]) where u and v are invertible dual quaternions and the i is the complex imaginary unit. It follows that one only has to show that there is an element x such that $(i - \mathbf{i})vxu(i - \mathbf{i}) = (i - \mathbf{i})$. We take $x = \frac{1}{2iN(u)N(v)}(\overline{uv})$.

To prove the converse we look at the left annihilator Ann_l of bc in $\mathbb{DH}_{\mathbb{C}}$. If bc is not a multiple of ϵ we have,

$$a \in \text{Ann}_l(bc) = \mathbb{DH}_{\mathbb{C}}\overline{bc} \subseteq \mathbb{DH}_{\mathbb{C}}\bar{b} = \text{Ann}_l(b),$$

which proves our claim. \square

3. LINKAGES

Algebraically, we use the following definition of a linkage, which is taken from [1]:

Definition 3.1. *Let $n \in \mathbb{N}$. An n -linkage is a finite sequence of joints (j_1, \dots, j_n) where each joint is represented by an element in $\mathcal{S} \setminus E$ in the following way:*

- If j_k is an R -joint:** *it is represented by the map $m_k : \mathbb{P}^1 \rightarrow \mathcal{S} \setminus E$ such that $t_k \mapsto t_k - h_k$. The element h_k is a fixed unit dual quaternion such that $h_k = p_k + \epsilon q_k$ and $h_k^2 = -1$ and is of the form $h_k = (0 : p_{k1} : p_{k2} : p_{k3} : 0 : q_{k1} : q_{k2} : q_{k3})$. Hence, $t_k - h_k = (t_k : -p_{k1} : -p_{k2} : -p_{k3} : 0 : -q_{k1} : -q_{k2} : -q_{k3})$. The parameter t_k corresponds to the angle of rotation $2 \arccot(t_k)$.*
- If j_k is a P -joint:** *it is represented by the map $m_k : \mathbb{P}^1 \setminus \{0\} \rightarrow \mathcal{S} \setminus E$ such that $t_k \mapsto t_k - \epsilon p_k$. Hence, $t_k - \epsilon p_k = (t_k : 0 : 0 : 0 : 0 : -p_{k1} : -p_{k2} : -p_{k3})$. The parameter t_k corresponds to the extent of translation $\frac{N(p_k)}{t_k}$.*
- If j_k is an H -joint:** *it is represented by the map $m_k : \mathbb{R} \rightarrow \mathcal{S} \setminus E$ where $\alpha_k \mapsto (1 - \epsilon g_k \alpha_k p_k)(\cot(\frac{\alpha_k}{2}) - h_k)$. The number $g_k \in \mathbb{R}$ is a fixed constant called the pitch and $h_k^2 = -1$.*

*If L is a linkage, we impose that for each parameter t_i , the **loop-closure equation**,*

$$(1) \quad m_1(t_1) \cdots m_n(t_n) \in \mathbb{R} \setminus \{0\}.$$

is satisfied.

*The set of all (t_1, \dots, t_n) satisfying the loop equation (1) for a linkage L is called the **configuration set** of L , denoted by K_L . Hence, for instance, a linkage consisting of 6 revolute joints has a configuration space in $(\mathbb{P}^1)^6$. Finally, the joints j_k and j_{k+1} are connected via a mechanical part of the linkage which is called a **link** and is denoted by link $k + 1$. For a closed-loop linkage, the joint j_n and joint j_1 are connected via the link 1.*

Definition 3.2. *The Zariski closure of all the complex configurations of an n -linkage is an algebraic variety which is denoted by $\overline{K_L}$, and its dimension is called the **mobility**.*

With this dimension, we mean the complex dimension, and we are more interested in the special complex solutions in $\overline{K_L}$, which will be introduced in the next section. We say that a linkage L is **mobile** if $\dim \overline{K_L} > 0$ and, in particular, we assume that no joint is frozen, that is, there is no t_i for which the projection $\pi: \overline{K_L} \rightarrow \pi(\overline{K_L})$ to t_i is zero-dimensional. Namely, we always consider the component of $\overline{K_L}$ with the highest dimension where no joint is frozen. Otherwise, we can treat the linkage as a reduced linkage with fewer joints.

Remark 3.3. *Although we consider the complex dimension for the configuration space of L , its real dimension is the same, provided that there is a real non-singular point in the highest complex dimensional components of the configuration space. If not, the real dimension is less than the complex dimension for the configuration space.*

We explain how to associate several linkages to a given linkage L .

Definition 3.4 ([1]). *Let L be an n -linkage.*

- We define the **spherical projection linkage** as the linkage L_s obtained from L by the map $\pi_s: \mathbb{DH} \rightarrow \mathbb{H}$ given by taking dual quaternions modulo ϵ ;
- If L has at least one helical joint, we associate the linkage L_r where every H -joint is replaced by an R -joint with the same axis. Similarly, we define L_p where every H -joint is replaced by a P -joint with the direction parallel to the axis of the H -joint.

Remark 3.5. *By Theorem 9 in [1] and the paragraph right after that theorem, the mobility of L_r (or L_p) is greater than or equal to the mobility of L .*

Denavit-Hartenberg Parameters and the Absolute Quadric Cone:

We present geometric conditions of consecutive rotation joints. First, we introduce the set of Denavit-Hartenberg parameters of consecutive rotation joints. For indices $i = 1, \dots, n$, let l_i be the rotation axis of the i -th joint. The angle α_i is defined as the angle of the direction vectors of l_i and l_{i+1} (with some choice of orientation) and is called the **twist angle** between l_i and l_{i+1} . We also set $c_i := \cos(\alpha_i)$. The number d_i is defined as the orthogonal distance of the lines l_i and l_{i+1} and is called the **twist distance** between l_i and l_{i+1} . Note that d_i may be negative; this depends on some choice of the orientation of rotation axes. We set $b_i := \frac{d_i}{\sin(\alpha_i)}$ as Bennett ratios (see [32]). Finally, we define the offset o_i as the signed distance of the two foot points on l_i .

We recall two definitions [16, Definition 3 and Definition 4] as:

Definition 3.6 ([16]). *For a sequence h_i, h_{i+1}, \dots, h_j of consecutive joints, we define the coupling space $L_{i,i+1,\dots,j}$ as the linear subspace of \mathbb{R}^8 generated by all products $h_{k_1} h_{k_2} \dots h_{k_s}$, $i \leq k_1 < \dots < k_s \leq j$. (Here, we view dual quaternions as real vectors of dimension eight.) The empty product is included, its value is 1.*

Definition 3.7 ([16]). *The dimension of the coupling space $L_{i,i+1,\dots,j}$ will be called the coupling dimension. We denote it by $l_{i,i+1,\dots,j} = \dim L_{i,i+1,\dots,j}$.*

Two rotation quaternions with the same axis are called **compatible**. A collection of rotation quaternions is called **concurrent** if their axes intersect at a common point or are parallel. Unless stated otherwise, we always assume our axes to be non-compatible.

The following is a crucial geometric arrangement found by [4].

Definition 3.8. *Suppose h_1, h_2 and h_2, h_3 are non-compatible rotation quaternions. We say that the triple (h_1, h_2, h_3) satisfies **Bennett conditions** if the normal feet of h_1 and h_3 on h_2 coincide and $b_1 = b_2$ or $b_1 = -b_2$. In this case, we call (h_1, h_2, h_3) a **Bennett triple**.*

Recall the following result:

Theorem 3.9 ([16]). *If h_1, h_2, \dots, h_n are rotation quaternions such that h_i and h_{i+1} are not compatible for $i = 1, \dots, n-1$, the following statements hold true:*

- All coupling dimensions $l_{1,\dots,i}$ with $1 \leq i \leq n$ are even.

- The equation $l_{1,2} = 4$ always holds. Moreover, $L_{1,2} \subset \mathcal{S}$ if and only if the axes of h_1 and h_2 are concurrent.
- If $\dim L_{1,2,3} = 4$, then the axes of h_1, h_2 and h_3 are concurrent.
- If $\dim L_{1,2,3} = 6$, then the axes of h_1, h_2 and h_3 satisfy the Bennett conditions.

Remark 3.10. Three axes intersecting at a point can be thought of as a degenerate Bennett triple, where the normal distances are zero. Three axes being all parallel can be thought of as a degenerate triple, where the twist angles are zero.

We introduce a useful interpretation of the above results. Any plane in \mathbb{R}^3 is given by an equation $a_0x_0 + a_1x_1 + a_2x_2 + a_3 = 0$ which is uniquely determined up to scalar multiplication. The coefficients of this equation are in one to one correspondence with points in \mathbb{P}^{3*} , the dual projective space, except for the case when $a_0 = a_1 = a_2 = 0$ and $a_3 = 1$ which corresponds to the plane at infinity.

We define the dual absolute quadric cone $A: (a_0^2 + a_1^2 + a_2^2 = 0) \subset \mathbb{P}^{3*}$. The set A comes with an involution $\gamma: A \rightarrow A$ given by $p = (a_0 : \dots : a_3) \mapsto p^- = (\overline{a_0} : \dots : \overline{a_3})$, where $\overline{a_i}$ denotes the complex conjugate of a_i . Let $e = (0 : 0 : 0 : 1)$. Then $e \in A$ is the only real point of A , its only singular point and is the only point of A fixed by γ .

Let $R = \{h \in \mathbb{DH} \mid h^2 = -1\}$ be set of rotation quaternions. Then, R also comes with an involution $\tau: R \rightarrow R$ given by $h \mapsto -h$, which coincides with quaternion conjugation. For every line l in \mathbb{R}^3 , there is a corresponding dual line l^* in \mathbb{P}^{3*} which intersects A in two non-real points. Notice that the revolutes joints h and $-h$ have the same fixed line of rotation. Then there is a 1 to 1 correspondence between the sets

$$\{\text{Points in } A \setminus e \text{ modulo } \gamma\} \longleftrightarrow \{\text{Lines in } \mathbb{R}^3\} \longleftrightarrow \{\text{Dual quaternions in } R \text{ modulo } \tau\}.$$

We explain that this correspondence lifts to

$$\{\text{Points in } A \setminus e\} \longleftrightarrow \{\text{Oriented lines in } \mathbb{R}^3\} \longleftrightarrow \{\text{Dual quaternions in } R\}.$$

The primal part of h induces an orientation on the line of rotation. Hence a rotation quaternion corresponds to an oriented line in \mathbb{R}^3 . We now explain the first correspondence. Let $p = (a : b : c : d)$ and its complex conjugate p^- be points in $A \setminus e$ corresponding to a line l in \mathbb{R}^3 . To associate an orientation of l for the point p , we take the point $(a, b, c) \in \mathbb{C}^3$. We write

$$\begin{pmatrix} a \\ b \\ c \\ d \end{pmatrix} = \begin{pmatrix} a_1 + a_2i \\ b_1 + b_2i \\ c_1 + c_2i \\ d_1 + d_2i \end{pmatrix} = \begin{pmatrix} a_1 \\ b_1 \\ c_1 \\ d_1 \end{pmatrix} + \begin{pmatrix} a_2 \\ b_2 \\ c_2 \\ d_2 \end{pmatrix} i.$$

Let $u = a_1\mathbf{i} + b_1\mathbf{j} + c_1\mathbf{k}$ and $v = a_2\mathbf{i} + b_2\mathbf{j} + c_2\mathbf{k}$. Since $p \in A \setminus e$, it follows that $a_1a_2 + b_1b_2 + c_1c_2 = 0$ and $u^2 = v^2$. Therefore, $uv = (b_1c_2 - c_1b_2)\mathbf{i} + (c_1a_2 - a_1c_2)\mathbf{j} + (a_1b_2 - b_1a_2)\mathbf{k}$. The unit quaternion of uv defines an orientation for the line l . Let $\lambda = \lambda_1 + \lambda_2i \in \mathbb{C}^*$. Then $\lambda(u + vi) = (\lambda_1u - \lambda_2v) + i(\lambda_2u + \lambda_1v)$ and

$$\begin{aligned} (\lambda_1u - \lambda_2v)(\lambda_2u + \lambda_1v) &= \lambda_1\lambda_2u^2 - \lambda_1\lambda_2v^2 + \lambda_1^2uv - \lambda_2^2vu \\ &= \lambda_1^2uv - \lambda_2^2vu \\ &= (\lambda_1^2 + \lambda_2^2)uv. \end{aligned}$$

Hence, the orientation is independent of the choice of representative in \mathbb{P}^3 . Similarly, for p^- , we have the orientation defined by the unit vector of $-uv$. Moreover, we can associate an element of R to the point p . Indeed, we associate to p the element $h := uv - \epsilon(d_1v - d_2u)$. Notice that with a different representative of p , the dual quaternion h only differs by a positive scalar. Hence, there is a positive scalar $\mu = \sqrt{u^2v^2}$ for which $\frac{h}{\mu} \in R$.

Lemma 3.11. The orbit of h_1 around h_2 is contained in the plane spanned by p_1, p_2, p_2^- in $A \setminus e$.

Proof. To prove this claim, we may assume that $p_2 = (1 : i : 0 : 0)$. Then the action of rotation by the angle α to $p_1 = (x : y : z : w)$ gives $(\cos(\alpha)x - \sin(\alpha)y : \sin(\alpha)x + \cos(\alpha)y : z : w)$ – this is just the action of the transpose of the projective rotation matrix around the third coordinate axis. Hence the orbits are contained in planes with an equation $\mu z - \lambda w = 0$ for some suitable λ, μ , and these are planes through p_2, p_2^- . \square

Lemma 3.12. (1) *The axes of joints h_1 and h_2 are concurrent if and only if the four points p_1, p_1^-, p_2 and p_2^- are on a conic in A .*
 (2) *The joints h_1, h_2 and h_3 form a Bennett triple with $b_1 = b_2$ if and only if p_1, p_2, p_2^-, p_3 are on a conic in $A \setminus e$. Similarly, h_1, h_2 and h_3 form a Bennett triple with $b_1 = -b_2$ if and only if p_1^-, p_2, p_2^-, p_3 .*
 (3) *If the joints h_1, h_2, h_3 form a Bennett triple and the joints h_1, h_2, h_4 form a Bennett triple, then joints h_4, h_2, h_3 form a Bennett triple.*

Proof. (1) The axes of h_1 and h_2 span a plane in \mathbb{P}^3 . This plane is a point in the dual space contained in the dual lines l_1^* and l_2^* . Hence, l_1^* and l_2^* also span a plane. The intersection of this plane with $A \setminus e$ is a conic that contains in particular p_1, p_1^-, p_2 and p_2^- . When the two axes are parallel the conic is degenerate and it consists of two lines passing through the vertex e .

(2) We translate the lemma in coordinates assuming $b_1 = b_2$. The case $b_1 = -b_2$ is analogous. The statements remains unchanged if we apply an Euclidean isometry on all 3 lines h_1, h_2 and h_3 simultaneously. Therefore, we may assume w.l.o.g. that h_2 is the first axis and that the common normal between h_1 and h_2 is the third axis. The point p_2 corresponding to h_2 is $(0 : 1 : i : 0)$, and the point p_2^- corresponding to h_2 with reversed orientation is $(0 : 1 : -i : 0)$. Assume h_1 corresponds to the point $p_1 = (x_1 : y_1 : z_1 : w_1)$, and that h_3 corresponds to the point $p_3 = (x_3 : y_3 : z_3 : w_3)$. Note that $x_1^2 + y_1^2 + z_1^2 = x_3^2 + y_3^2 + z_3^2 = 0$. Because the common normal between h_1 and h_2 is the third axis, we can choose projective coordinates such that x_1, y_1 are purely imaginary (i.e. real multiplies of i) and z_1 is real. The orbit of rotation of h_3 around h_2 is contained in the plane spanned by p_2, p_2^- and p_3 by lemma 3.11. Hence the first statement in the lemma is not changed if we apply a rotation around h_2 to h_3 . Therefore, we may assume w.l.o.g. that the common normal between h_2 and h_3 is parallel to the third axis and that x_3, y_3 are purely imaginary and z_3 is real.

We now compute the angles between l_2, l_1 and l_2, l_3 . W.l.o.g., we may assume $x_1^2 + y_1^2 = 1, z_1 = i$. If α_1 is the angle between l_2 and l_1 , then we have $x_1 = \sin(\alpha_1), y_1 = \cos(\alpha_1)$. Similarly, if α_2 is the angle between l_2 and l_3 , then $x_3 = \sin(\alpha_2), y_3 = \cos(\alpha_2)$.

Computation of distances and the offset: the normal distance d_1 between h_2 and h_1 is the imaginary part of w_1 divided by i . Similarly, the normal distance d_2 between h_2 and h_3 is the imaginary part of w_3 divided by i . The real part of the w_1 is zero, and the real part of w_3 is the offset o . Hence we have $w_1 = d_1 i$ and $w_3 = d_2 i + o$. Collecting everything about p_1, p_2 and p_3 , we get:

$$\begin{aligned} p_1 &= (\sin(\alpha_1) : \cos(\alpha_1) : i : d_1 i) \\ p_2 &= (0 : 1 : i : 0) \\ p_3 &= (\sin(\alpha_2) : \cos(\alpha_2) : i : d_2 i + o). \end{aligned}$$

Now it is clear that the first statement of the lemma is equivalent to

$$x_1 w_3 - x_3 w_1 = \sin(\alpha_1) o + (\sin(\alpha_1) d_2 - \sin(\alpha_2) d_1) i = 0$$

and this is equivalent to the second statement.

(3) This follows directly from the definition of Bennett triples. \square

Lemma 3.13. *Let L be an nR -linkage with mobility $m \geq 2$ and joints $\{h_1, \dots, h_n\}$. Suppose that freezing joint h_n in a general position gives a linkage L' such that $\{h_{n-1}, h_1, h_2\}$ form a Bennett triple. Then $\{h_{n-1}, h_n, h_1, h_2\}$ are concurrent.*

Proof. The rotation around h_n is a one-parameter subgroup of Euclidean congruence transformations, which acts on the set of lines and therefore also on the absolute cone. Every orbit is contained in a plane passing through p_n and p_n^- by lemma 3.11. It follows that the orbit of p_{n-1} is contained in the plane spanned by p_{n-1}, p_n, p_n^- . For almost every point x in the orbit, we also have that the line corresponding to x together with h_1, h_2 satisfies Bennett's condition. By lemma 3.12, this implies that x is contained in the plane spanned by p_1, p_1^-, p_2 . But the orbit of p_{n-1} does span a unique plane, hence this unique plane must contain the points $p_{n-1}, p_n, p_n^-, p_1, p_1^-, p_2$. Coplanarity of p_n, p_n^-, p_1, p_1^- is equivalent to the lines h_n and h_{n-1} being coplanar. If three lines (l_1, l_2, l_3) forms a Bennett triple, and l_1, l_2 are coplanar, then it follows all three lines are concurrent. In our situation, this implies that all four lines $\{h_{n-1}, h_n, h_1, h_2\}$ must be concurrent. \square

4. BOND THEORY

In this section, we define bonds associated to a linkage. We use it only for the results in section 6. Recall that a linkage is a sequence of joints (j_1, \dots, j_n) , see definition 3.1.

Definition 4.1. *Let L be a closed-loop linkage and S a subsequence of L .*

- We define the **length** of S , denoted by $|S|$, to be the number of elements of S ;
- We say that S forms a **chain** if it is a finite sequence of consecutive joints of L .

Let L be the linkage (j_1, \dots, j_n) with n joints. To a chain $S = (j_r, \dots, j_s)$, where indices are taken mod n , we associate the map $\Phi_S: K_L \rightarrow \mathbb{DH}$ given by $m_r(t_r) \cdots m_s(t_s)$. We define the complementary chain to S , $\bar{S} = (j_{s+1}, \dots, j_{r-1})$ with indices taken modulo n . The loop equation eq. (1) can be written as:

$$\Phi_S(t)\Phi_{\bar{S}}(t) \in \mathbb{C}^* \quad \forall t \in K_L.$$

Moreover,

$$\overline{\Phi_S(t)} = \overline{m_r(t)m_{r+1}(t) \cdots m_{s-1}(t)m_s(t)}.$$

The images of the maps Φ_S and $\Phi_{\bar{S}}$ correspond to the relative motion between the link r and link $s+1$. We want to point out that it is also very interesting to look at what is the motion behavior at the compactification of $SE(3)$, see [16], i.e., the complex solutions of $\overline{K_L}$: We extend Φ_S to $\overline{K_L}$ and define the **set of bonds** of L , B , as

$$B = \{t \in \overline{K_L} \mid m_1(t) \cdots m_n(t) = 0\}.$$

The following lemma, which is adapted from [16], is a consequence of the Affine Dimension Theorem [13, Proposition I.7.1.] and is the basic consequence of higher mobility from the perspective of bonds:

Lemma 4.2. *The set B is an algebraic hypersurface of $\overline{K_L}$. Moreover, its complex dimension is one less than the mobility of the linkage.*

Each bond component of an m -dimensional irreducible component of $\overline{K_L}$ has dimension $m-1$. In this paper, we always consider such irreducible components where no joint is frozen. There might be lower dimensional components in $\overline{K_L}$.

Lemma 4.3. *Suppose $C \subset \mathbb{P}^1 \times \mathbb{P}^1$ is a curve given by*

$$(i - h_s)(t_1 - h_{s+1})(t_2 - h_{s+2})(i - h_{s+3}) = 0$$

where h_i are non-parallel R -joints. Then, there is a Bennett triple between (h_s, h_{s+1}, h_{s+2}) or $(h_{s+1}, h_{s+2}, h_{s+3})$.

Proof. Since C is a curve, there is a surjective map $C \rightarrow \mathbb{P}^1$ to one of the components, say, to the first one. In particular, the pre-image of $i \in \mathbb{P}^1$ is (i, t) for some fixed $t \in \mathbb{P}^1$. That is, we have, over i ,

$$(i - h_s)(i - h_{s+1})(t - h_{s+2})(i - h_{s+3}) = 0.$$

Let $a = i - h_s$, $b = i - h_{s+1}$, $c = (t - h_{s+2})(i - h_{s+3})$. Since h_s and h_{s+1} are not parallel, $ab \neq 0$ and ab is not a quaternion multiple of ϵ . By the extended abc-lemma lemma 2.4, it follows that $(i - h_{s+1})(t - h_{s+2})(i - h_{s+3}) = 0$. Hence, we have $\dim L_{s+1, s+2, s+3} = 4$ or $\dim L_{s+1, s+2, s+3} = 6$.

Since the axes are not parallel, by theorem 3.9, this is equivalent to a Bennett condition between $(h_{s+1}, h_{s+2}, h_{s+3})$. \square

The following definition is adapted from [16, 28]:

Definition 4.4. Let β be a bond of L . Recall that β is **attached** to a joint j_k if $N(m_k(\beta)) = 0$, where $m_k = t_k - \epsilon p_k$ if j_k is a P -joint and $m_k = t_k - h_k$ if j_k is an R -joint. We call A_β the subsequence of joints to which β is attached. Hence, $\beta \in B$ if and only if there is a k such that $j_k \in A_\beta$.

It was proven in [28] that the mobility of a specific joint in a linkage is equivalent to the existence of a bond attached to that joint. Hence, for a mobile linkage, there is always some β for which A_β is non-empty. In fact, it is known that $|A_\beta| \geq 2$ in general. See [16]. Furthermore, we have the following result:

Lemma 4.5. Let L be an nR -linkage and suppose that A_β is a chain. Then there is at least one pair of parallel joints.

Proof. Without loss of generality we can assume $A_\beta = (j_1, \dots, j_r)$. Then,

$$\Phi_{A_\beta}(\beta) = (i - h_1) \cdots (i - h_r) = 0,$$

where $h_i = p_i + \epsilon q_i$ is a rotation dual quaternion, that is, $h_i^2 = -1$. Multiplying by ϵ we get $(i - p_1) \cdots (i - p_r) = 0$. By repeated usage of the *abc*-lemma there is an index s for which $(i - p_s)(i - p_{s+1}) = 0$ which implies that p_s and p_{s+1} are parallel. \square

We can see these parallel properties from the following example (see fig. 1) which is a concrete known mobile $P4R$ -linkage taken from [31, 32].

Example 4.6. This is an example of a $P4R$ -linkage with two pairs of parallel neighbouring axes. It is constructed using the geometry constraints from [31, 32]. Five configurations of the linkage are shown in fig. 1. Set

$$h_0 = \epsilon \mathbf{j} + \epsilon \mathbf{k}, \quad h_1 = \mathbf{k} + \epsilon \mathbf{j}, \quad h_2 = \mathbf{k} + \epsilon \mathbf{i}, \quad h_3 = \mathbf{j} + \epsilon \mathbf{i} + 2\epsilon \mathbf{k}, \quad h_4 = \mathbf{j} + \epsilon \mathbf{k}.$$

Both sides of

$$(t_0 - h_0)(t_1 - h_1)(t_2 - h_2)(t_3 - h_3)(t_4 - h_4) \equiv 1$$

are written as 8-dimensional vectors, which yields a system of 7 equations. The 5th coordinate is a redundant condition because it is already satisfied when the other six equations are fulfilled due to the Study condition [19]. In order to exclude “unwanted” solutions, that is, those such that

$$t_0(t_1^2 + 1)(t_2^2 + 1)(t_3^2 + 1)(t_4^2 + 1) = 0$$

in general we add an extra equation

$$t_0(t_1^2 + 1)(t_2^2 + 1)(t_3^2 + 1)(t_4^2 + 1)u - 1 = 0,$$


Using Gröbner basis on Maple, an elimination ideal with respect to u (the Rabinowitsch trick, [35]) is

$$I = \langle t_1 - t_3, t_1 + t_2, t_1 + t_4, t_0 t_1 + t_1^2 + t_0 + 1 \rangle$$

which defines the closure of the configuration set $\overline{K_L}$. The set of bonds are then defined by adding the equation $t_0(t_1^2 + 1)(t_2^2 + 1)(t_3^2 + 1)(t_4^2 + 1) = 0$. They are

$$\{t_0 = 0, t_1 = i, t_2 = -i, t_3 = i, t_4 = -i\}$$

and its conjugate, where i is the complex imaginary unit.

FIGURE 1. Five configurations of a $P4R$ -linkage.

5. n -LINKAGES WITH MOBILITY AT LEAST $n - 4$

In this section we explore the geometric constraints that arise from requiring higher mobility in a linkage, i.e., mobility at least $n - 4$ for an n -linkage. When we freeze one joint of a linkage L of mobility m , we always do it at a generic position. In this case, the mobility of the linkage reduces by 1 since we are adding one equation not in the ideal defining K_L . Equivalently, we have a new linkage L' whose mobility is $m - 1$.

The structure of this section is as follows: We begin by looking at the case of $6R$ -linkages in section 5.1. This is theorem 5.7. We then analyse 6-linkages which include P and H -joints in section 5.2. These are theorem 5.12 and theorem 5.15, respectively. We extend this analysis to n -linkages where $n > 6$ in section 5.3 and section 5.4. For nR -linkages see theorem 5.16, for n -linkages with P -joints theorem 5.18 and for n -linkages with H -joints theorem 5.19.

Proposition 5.1. *The maximum possible mobility of an n -linkage where $n \geq 4$ is $n - 3$.*

Proof. By the classification of 4-linkages, see [9], this is well known. We proceed by strong induction on n . Let L be a linkage with mobility m and n joints, with $m \geq n - 2$. If we freeze one joint, then we get a linkage L' of mobility $m - 1$ and $n - l$ active joints, where $l \geq 1$. This is a contradiction by the induction hypothesis. \square

Proposition 5.2. *A closed n -linkage with $n \geq 5$ and P or R joints has mobility $n - 3$ if and only if the motions of all joints are in one of the two three dimensional groups, $SE(2)$ and $SO(3)$.*

Proof. We prove the result by induction on n . If $n = 5$, the result is well known, see [1]. We proceed by strong induction on n . Let L be a linkage with mobility m and n joints, with $m = n - 3$. If we freeze one joint, then we get a linkage L' of mobility $m - 1$ and $n - l$ active joints, where $l \geq 1$. By the induction hypothesis and proposition 5.1, it follows that $l = 1$. Moreover, all the motions of joints of L' are in $SE(2)$ and $SO(3)$. The motion of the joint we froze must also be in the same group due to the closure condition. \square

Remark 5.3. *For $n = 4$, the statement is not true by several examples: The Bennett $4R$ -linkage is one of them.*

Example 5.4. *Consider an nR -linkage, L , where all revolute axes are parallel. All the joint motions are in $SE(2)$, therefore the mobility of L is $n - 3$. Let L' be a new linkage formed by replacing the R -joints by H -joints with the same pitch. We claim that there is an isomorphism of configurations of L and L' , therefore the mobility is the same. If we have a configuration of L' , then we can ignore all the translations perpendicular to the plane where all the motions are taking place and this gives a configuration of L . In the other direction, we add translations perpendicular to this plane, proportional to the rotation angles. A priori, it is not clear that these translations add up to zero. But they do, since the sum of all rotation angles in L is constant.*

A closed linkage has mobility at least $n - 4$ if the motions of all joints are in a Schönflies subgroup of $SE(3)$ which has dimension 4, see [17, 18, 30]. However, the converse is not true. For instance, the Goldberg $5R$ is one counter example.

Recall that if L has two neighbouring R -joints with equal axes or two neighbouring P -joints with equal directions, then we say that L is *degenerate*. We also assume that L is not degenerate. No

joint parameters are constant during the linkage's motion (the highest dimensional components of the configuration space) (otherwise, one could easily make n smaller). We say that a P -joint is *perpendicular* to an R -joint if the direction of the P -joint is perpendicular to the orientation vectors of the R -joint.

Throughout this section, we use the following fact when we freeze one joint of an n -linkage with mobility $n - 4$.

Lemma 5.5. *Let L be an n -linkage, where $n > 5$, of mobility $n - 4$. If we freeze one joint of L , then there is at most one more joint being frozen simultaneously in the resulting linkage L' .*

Proof. Recall that we freeze a joint of L at a generic position. If there are other two or more joints being frozen simultaneously, then the resulting linkage L' has $j \leq n - 3$ joints with mobility $n - 5$ which is impossible. \square

5.1. 6R-linkages. In this section, we classify paradoxical 6R-linkages with mobility at least 2. It is known that all axes of a 6R-linkage with mobility at least 3 are concurrent: This is a spherical linkage or a planar linkage. If a 5R-linkage has mobility 2, then, by proposition 5.2, it is either spherical or planar. If a 4R-linkage has mobility 1, then, by [9], it can be spherical, planar or Bennett. For a Bennett 4R-linkage, its Denavit-Hartenberg parameters fulfill:

$$(2) \quad \begin{aligned} b_1 &= b_2 = b_3 = b_4, \\ c_1 &= c_3, \quad c_2 = c_4, \\ o_1 &= o_2 = o_3 = o_4 = 0. \end{aligned}$$

If a 5R-linkage has mobility 1, then, by [20, 16], it is a Goldberg 5R-linkage. For a Goldberg 5R-linkage, its Denavit-Hartenberg parameters fulfill:

$$(3) \quad \begin{aligned} b_1 &= b_2 = b_3 = b_4, \\ c_1 &= c_4, \\ o_2 &= o_3 = o_4 = 0, \end{aligned}$$

and some further complicated equational conditions which are not used in this paper, see [10]. We give the classification of paradoxical 6R-linkage of mobility 2 in the following lemma.

Lemma 5.6. *Let $L = (j_1, j_2, j_3, j_4, j_5, j_6)$ be a 6R-linkage with mobility 2. Suppose we freeze joint j_1 at a generic position, and j_2 gets frozen as a consequence. Then the relative position of j_3 and j_6 does not change and the resulting linkage is a Bennett 4R-linkage.*

Proof. Let L' be the linkage resulting from freezing joint j_1 . We move L and freeze j_1 in another position. Again, j_2 gets frozen and we call the resulting 4R-linkage L'' . Then, L' and L'' have the same Denavit-Hartenberg parameters since they are both mobile 4R-linkages with partially coinciding parameters. If L' is not a Bennett linkage, then j_3, j_4, j_5, j_6 are concurrent.

Case I: j_3, j_4, j_5, j_6 intersect at a common point. Since we can replace these four joints by a spherical joint (S), the resulting linkage, denoted by \tilde{L} is a 2RS-linkage with mobility at least 1 because, otherwise, joints j_1 and j_2 would not move. Call the center of the spherical joint o . We can compute the orbit of o in the frame of the link with axes j_1 and j_2 . If o is not on the joint j_1 , then the orbit is a circle around j_1 and similarly for j_2 . These two circles must coincide, otherwise the 2RS-linkage would not be mobile and we conclude that L is a degenerate linkage. On the other hand, if o is on j_1 , then all axes are concurrent or one joint does not move.

Case II: j_3, j_4, j_5, j_6 are parallel. By spherical projection, j_1 and j_2 are also parallel. Suppose j_1 and j_3 are not parallel. In that case, if we freeze joint j_4 of L , the resulting linkage has two pairs/triples of parallel axes which is not possible due to the classification of 4R and 5R-linkages. Therefore, j_1 and j_3 are parallel. Moreover, the mobility of L needs to be three which contradicts our assumption. \square

Theorem 5.7. *Let $L = (j_1, j_2, j_3, j_4, j_5, j_6)$ be a 6R-linkage with mobility 2. Then its Denavit-Hartenberg parameters are: all Bennett ratios are the same, i.e., $b_s = b_{s+1}$, all offsets are zero, i.e., $o_s = 0$, and the cosines c_s of twist angles α_s fulfill one of the following two cases (by a cyclic shift of indices):*

- (1) $c_1 = c_4, c_2 = c_6, c_3 = c_5$. This is a composition of two Bennett Linkages and one common link and two joints.
- (2) $c_1 = c_4, c_2 = c_5, c_3 = c_6$.

Proof. Fix a 2-dimensional irreducible component of K_L . Suppose we freeze one joint. Since L has mobility 2, we still have a mobile linkage L' . The number of joints in L' is either 4 or 5 by lemma 5.5.

Case I: L' has 4 mobile joints. We can assume that the other frozen joint is j_1 . As the resulting linkage L' is a 4R-linkage, L' must be a Bennett linkage or a linkage with four concurrent axes. It is not possible that another non-neighbour joint gets frozen, because, by lemma 3.13, all six axes must be concurrent which contradicts the fact that the mobility is 2. Therefore, it is only possible that one of the neighbours of j_1 is frozen and we can assume it is joint j_2 . Then, by lemma 5.6, the relative position of axes of joints j_3 and j_6 does not change when we move L and L' is a Bennett linkage. Therefore we can introduce an extra link connecting j_3 and j_6 and the linkage L is the composition of two Bennett linkages stacked on top of each other, having one link and two joints in common. See fig. 2 for an example.

Case II: L' has 5 mobile joints. The linkage L' becomes a Goldberg 5R-linkage. The equational conditions of case (2) can be obtained by cyclically freezing joint by joint using the Denavit-Hartenberg parameter constraints in eq. (3). \square

We show the following numeric example of a 6R-linkage of mobility 2.

Example 5.8. Here is an example of a 6R-linkage without any parallel neighbouring axes with mobility 2. It is constructed using factorization of motion polynomials as in [15]. In fact, it is a combination of two Bennett 4R-linkages which have two consecutive rotational joints in common. Set

$$\begin{aligned}
h_1 &= \mathbf{i}, \\
h_2 &= \left(\frac{1}{3} + \frac{4}{9}\epsilon\right)\mathbf{i} + \left(\frac{2}{3} + \frac{2}{9}\epsilon\right)\mathbf{j} - \left(\frac{2}{3} - \frac{4}{9}\epsilon\right)\mathbf{k}, \\
h_3 &= \left(\frac{41}{105} + \frac{4288}{11025}\epsilon\right)\mathbf{i} + \left(\frac{88}{105} - \frac{16}{11025}\epsilon\right)\mathbf{j} - \left(\frac{8}{21} - \frac{872}{2205}\epsilon\right)\mathbf{k}, \\
h_4 &= \left(\frac{33}{35} + \frac{68}{1225}\epsilon\right)\mathbf{i} - \left(\frac{6}{35} - \frac{274}{1225}\epsilon\right)\mathbf{j} - \left(\frac{2}{7} - \frac{12}{245}\epsilon\right)\mathbf{k}, \\
h_5 &= \left(\frac{1093}{1365}\epsilon + \frac{313072}{1863225}\right)\mathbf{i} - \left(\frac{52}{105}\epsilon + \frac{16}{11025}\right)\mathbf{j} + \left(\frac{92}{273}\epsilon - \frac{149572}{372645}\right)\mathbf{k}, \\
h_6 &= \left(\frac{29}{39} + \frac{340}{1521}\epsilon\right)\mathbf{i} - \left(\frac{2}{3} - \frac{2}{9}\epsilon\right)\mathbf{j} + \left(\frac{2}{39} - \frac{536}{1521}\epsilon\right)\mathbf{k}.
\end{aligned}$$

We have that the four joints defined by h_1, h_2, h_3, h_4 are a Bennett 4R-linkage. At the same configuration the h_1, h_5, h_6, h_4 are another Bennett 4R-linkage [15]. Using Gröbner basis from Maple, an elimination ideal for the Zariski closure $\overline{K_L}$ (See [25]) is found to be

$$\begin{aligned}
I = \langle &2t_2 + 2t_3 + 1, t_6 + t_5 + 1, t_1t_3 + t_1t_5 + t_3t_5 - 1, \\
&2t_1t_3 + 2t_1t_5 + 2t_3t_4 + 2t_4t_5 - 2t_3 + 3t_4 - t_5 - 1, \\
&2t_1t_3^2 + 2t_3^2t_4 - t_1t_3 + 3t_1t_4 - 2t_3^2 + 3t_3t_4 + t_1 - t_3 + 2t_4 - 1 \rangle.
\end{aligned}$$

By adding the equation $(t_1^2+1)(t_2^2+1)(t_3^2+1)(t_4^2+1)(t_5^2+1)(t_6^2+1) = 0$ and using primary decomposition, the 1-dimensional bonds are defined by the ideals:

$$\begin{aligned}
B_1 &= \langle t_1t_3 - t_1t_6 - t_1 - t_3t_6 - t_3 - 1, t_2 + t_3 + 1/2, t_4 + t_6, t_5 + t_6 + 1, t_6^2 + 1 \rangle, \\
B_2 &= \langle t_1t_6^2 + 3t_1t_6 + 13/4t_1 + t_4t_6^2 + 2t_4t_6 + 2t_4 - 1/2t_6^2 - 5/4t_6 - 1/4, t_2 + t_4, \\
&\quad t_1t_4 - t_1t_6 - 3/2t_1 - t_4t_6 - t_4 + 1/2t_6 - 1/2, t_3 - t_4 + 1/2, t_4^2 + 1, t_5 + t_6 + 1 \rangle, \\
B_3 &= \langle t_1 + 1/3t_6 - 1/3, t_2 + t_6, t_3 - t_6 + 1/2, t_5 + t_6 + 1, t_6^2 + 1 \rangle, \\
B_4 &= \langle t_1 + t_3, t_2 + t_3 + 1/2, t_3^2 + 1, t_3t_4 + t_3t_6 - t_4t_6 + 1/2t_4 + 1/2t_6 + 1, \\
&\quad t_3t_6^2 + t_3 - t_4t_6^2 + t_4t_6 - 5/4t_4 + 1/2t_6^2 - 1/4t_6 - 1/2, \\
&\quad t_4^2t_6^2 - t_4^2t_6 + 5/4t_4^2 - t_4t_6^2 + 1/2t_4t_6 + t_4 + 5/4t_6^2 + t_6 + 1, t_5 + t_6 + 1 \rangle, \\
B_5 &= \langle t_1 - t_6 - 1, t_2 + t_3 + 1/2, t_3t_4 + t_3t_6 - t_4t_6 + 1/2t_4 + 1/2t_6 + 1, \\
&\quad t_5 + t_6 + 1, t_6^2 + 2t_6 + 2 \rangle, \\
B_6 &= \langle t_2 + t_6 + 3/2, t_3 - t_6 - 1, t_4 - 1/3t_6 - 2/3, t_5 + t_6 + 1, t_6^2 + 2t_6 + 2 \rangle.
\end{aligned}$$

Five configurations of the mobility 2 linkage are shown in fig. 2.

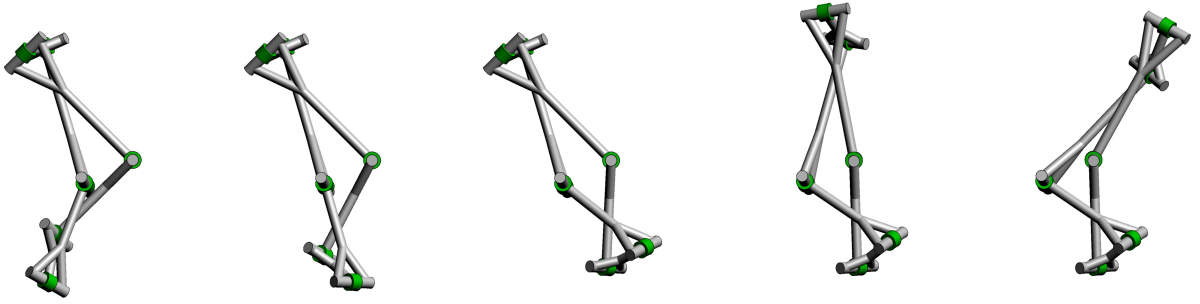


FIGURE 2. Five configurations of the 6R-linkage in example 5.8.

Example 5.9. There is a cheap way to obtain another linkage when the original linkage has a Bennett triple. This is called the isomeric mechanism by [40]. Namely, one can replace a joint axis (which is the middle one of a Bennett triple) by another new axis where the new axis and the original three axis make a Bennett loop. There are six consecutive Bennett triples in example 5.8. Using the isomerization for some consecutive Bennett triples, we will obtain 6R-linkages with frozen joints which are not mainly interesting here. One can obtain other three isomeric mechanisms by replacing one (or two) of the joints h_1 and h_4 by new joint axes h'_1 and h'_4

$$\begin{aligned}
h'_1 &= \left(\frac{101}{117} + \frac{112}{1521}\epsilon \right) \mathbf{i} + \frac{4}{9}\mathbf{j} - \left(\frac{28}{117} - \frac{404}{1521}\epsilon \right) \mathbf{k}, \\
h'_4 &= \left(\frac{3301}{4095} + \frac{240628}{1863225}\epsilon \right) \mathbf{i} + \left(\frac{86}{315} + \frac{274}{1225}\epsilon \right) \mathbf{j} - \left(\frac{430}{819} - \frac{117232}{372645}\epsilon \right) \mathbf{k}.
\end{aligned}$$

With this replacement, we have no Bennett 4R-linkage for any consecutive four joints.

5.2. 6-linkages. In this section we classify 6-linkages of mobility 2 or higher containing revolute joints and at least one prismatic or helical joint. Mobile linkages with 4 joints of type R , P or H have been classified in [9]. Mobile linkages with 5 joints of type R , P or H have been classified in [1].

The following result settles the case for 5-linkages with P -joints and R -joints:

Theorem 5.10 ([1, Theorem 6]). *Let L be a mobile 5-linkage with at least one P -joint and all other joints of type R . Then the following two cases are possible.*

- (1) Up to cyclic shift, j_0 is the only P -joint, $h_1 \parallel h_2$ and $h_3 \parallel h_4$, and $t_1 = \pm t_2$ and $t_3 = \pm t_4$ is fulfilled on the configuration curve.
- (2) All axes of R -joints are parallel.

Remark 5.11. Let L be a 5-linkage with at least one P -joint and all other joints are parallel of type R . If the mobility of L is 2 then all P -joints are perpendicular to the R -joints. If the mobility of L is 1 then there are at least two P -joints which are not perpendicular to the R -joints.

Complementing theorem 5.7, we solve the classification of linkages with 6 joints of mobility 2 with joints type R and P :

Theorem 5.12. Let L be a 6-linkage of mobility 2 with at least one P -joint and all other joints of type R . Then one of two following cases occur:

- (1) All axes of R -joints are parallel and L has at least two P -joints.
- (2) Up to cyclic shift, j_0 and j_3 are the only two P -joints, $h_1 \parallel h_2$, $h_5 \parallel h_4$, $p_0 \parallel p_3$, and $t_1 = \pm t_2$ and $t_5 = \pm t_4$ is fulfilled on the configuration curve.

Proof. We make a case distinction based on the number of P -joints.

Case I: L has one P -joint. We claim that this case is not possible. We prove the claim by finding contradictions. Since L has mobility 2, we can find an R -joint such that the P -joint is still active when we freeze this R -joint. If we freeze such an R -joint, we still have a mobile linkage L' . We now have two possibilities. Either no other joint is frozen, or another R -joint gets frozen. If no other joint is frozen, then the resulting linkage is a $P4R$ -linkage of mobility 1. Moreover, by the classification in theorem 5.10, we have two pairs of parallel joints, or all axes are parallel by theorem 5.10 and remark 5.11.

- All axes of R -joints are parallel. Then all axes of R -joints in L are parallel using the spherical projection. Moreover, L has mobility two if and only if the P -joint is frozen because, otherwise, the mobility is three by proposition 5.2 which contradicts the fact that all joints of L are movable.
- The L has exactly two pairs of parallel joints. Therefore, we can freeze the P -joint of L , resulting in a $5R$ -linkage with two pairs of parallel joints in different directions which is not possible by the classification of $5R$ -linkages [20, 16].

On the other hand, if another R -joint is frozen, then the resulting mobile 4-linkage L' will become a 4-linkage with at least one P -joint. Therefore, all axes of R -joints are parallel in L' by [9]. In addition, if we freeze the P -joint, all axes of R -joints are parallel in L . Hence, the P -joint must be perpendicular to the R -joints. Then the mobility of L needs to be three, which contradicts our assumption.

Case II: L has two P -joints. We freeze one P -joint (say, joint j_6) and call the resulting linkage L' . If the other P -joint is frozen too, then the resulting $4R$ -linkage is mobile when all axes are parallel. A Bennett or spherical $4R$ -linkage is not possible because freezing a P -joint can change the normal feet or twist distances. If the other P -joint is active, then we claim that the resulting mobility of one linkage L' has five active joints. In other words, we have two pairs of neighbouring parallel joints in L' by theorem 5.10 and remark 5.11. Therefore, in this case, we have two possibilities, either all axes of R -joints are parallel, or there are two pairs of parallel R -joints as in theorem 5.10 (see fig. 1). In addition, we know that the P -joints are not perpendicular to the R -joints in L' , and the same holds for L . We prove the claim by contradiction. Assume that if we freeze the joint j_6 , another R joint is frozen simultaneously. Then the resulting L' is a mobile 4-linkage with a P -joint by lemma 5.5. The P -joint is perpendicular to the R -joints in L' the by the classification of 4-linkages. The axes of R -joints of L must be parallel by spherical projection. In addition, we have the contradictions that the mobility of L is 3 when the joint j_6 is active, perpendicular to the R -joints, or the joint j_6 is not an active joint in L . Furthermore, we claim that the two P -joints have the same direction when there are two pairs of parallel R -joints in L (see fig. 3). Otherwise, if we freeze an R -joint in L and denote the resulting linkage by L'' , then a neighbouring R -joint must be frozen because of two pairs of parallel R -joints. Hence, the two remaining R -joints must generate a circular translation, and the resulting linkage is a 4-linkage with two P -joints. Then the P -joints are perpendicular R -joints in L'' , which is a contradiction.

Case III: L has $k = 3$ or more P -joints. Then all rotation axes are parallel. Because the spherical projection of L with $6 - k \leq 3$ revolute joints is degenerate: all axes are coinciding. Therefore, the mobility of L is 2 when at least two P -joints are not perpendicular to the R -joints. \square

Remark 5.13. Let L be a 6-linkage of mobility 2 or 3 with at least one P -joint and all other joints are parallel R -joints. If the mobility of L is 3 then all P -joints are perpendicular to the R -joints. If the mobility of L is 2 then there are at least two P -joints which are not perpendicular to the R -joints. Compare with remark 5.11.

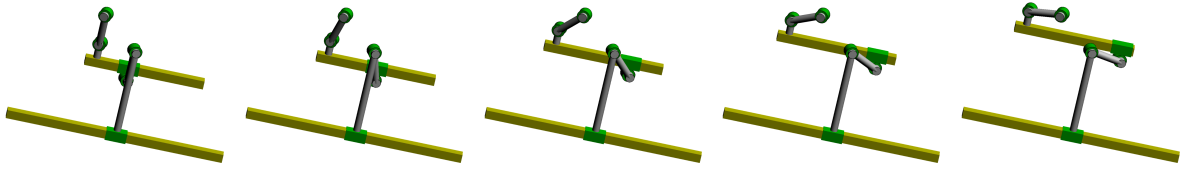


FIGURE 3. Five configurations of a $PRRPRR$ -linkage.

Mobile linkages with 5 joints of type R , P or H have been classified in [1].

Theorem 5.14 ([1, Theorem 10]). Let L be a non-degenerate mobile 5-linkage with R -, P -, and H -joints, with at least one H -joint. Up to cyclic permutation, the following cases are possible.

- (1) All axes of R - and H -joints are parallel.
- (2) There is one P -joint j_0 , all other joints are of type H or R , $h_1 \parallel h_2$ and $h_3 \parallel h_4$.

We solve the case for linkages with 6 joints of mobility 2 with joints type R , P or H :

Theorem 5.15. Let L be a 6-linkage of mobility 2 or higher with at least one H -joint. Up to cyclic permutation, the following cases are possible.

- (1) All axes of R - and H -joints are parallel.
- (2) There are two P -joints j_0 and j_3 and $p_0 \parallel p_3$. All other joints are of type H or R , $h_1 \parallel h_2$ and $h_4 \parallel h_5$.

Proof. Recall that if two axes of a linkage are parallel then they coincide in the spherical projection. Let k be the number of blocks of neighbouring equal axes of the spherical projection L_s . By remark 3.5, we know that mobility of L_r is greater than or equal to the mobility of L . Then the mobility of L_r is at least two. Furthermore, if the rotation joints of L_r are concurrent, then they must be parallel because at least one R -joint comes from an H -joint. Therefore, by theorem 5.7 and theorem 5.12, there are at most two blocks of equal axes of the spherical projection L_s . The proof proceeds by case distinction on k .

Case $k = 1$: Then all axes of L_s are equal; hence all axes of H - and R -joints of L are parallel; this is possibility (1) of the theorem, and the motion of each joint belongs to the same Schönflies motion subgroup of $SE(3)$.

Case $k = 2$: Then each of the two blocks of R -joints in L_s has at least two joints. Indeed, if a block has a single joint, by the spherical projection, it must be parallel to other R -joints which contradicts our assumption of two blocks. The linkage L_r is movable and, therefore, has at least four joints that move. In particular, it cannot happen that all axes of L_r that move are parallel. After removing the fixed joints, L_r still has two blocks of parallel axes. By comparing with theorem 5.12, it follows that L_r is a $PRRPRR$ -linkage; if, say, j_0 and j_3 are prismatic joints, then $h_1 \parallel h_2$ and $h_4 \parallel h_5$ which is the possibility (2) of the theorem. \square

5.3. nR -linkages. In this section, we classify paradoxical nR -linkages with mobility of $n - 4$, where $n > 6$.

Theorem 5.16. *Let L be an nR -linkage, where $n > 6$, of mobility $n - 4$ or higher, then all axes are concurrent. Moreover, L has mobility $n - 3$.*

Proof. We prove this result by induction on the number of active joints.

For $n = 7$, we assume that L is a $7R$ -linkage with mobility 3. Then, freezing the joint j_n of L , we get a linkage L' with mobility 2.

No other joint is frozen: by theorem 5.7, the triples (h_2, h_1, h_{n-1}) and (h_1, h_{n-1}, h_{n-2}) satisfy Bennett conditions and, in fact, all the Bennett ratios are equal. As we freeze the joint j_n at an arbitrary position, we get that h_2, h_1, h_n, h_{n-1} are concurrent by lemma 3.13. Therefore, all Bennett ratios are equal to zero, and L' has mobility 3. Then L has mobility 4, which is a contradiction.

Another joint is frozen: L' becomes a $5R$ -linkage with mobility at least 2. Then all axes of L' are concurrent. We can freeze another joint of L different from j_n and, in a similar way, we conclude that all axes of the resulting linkage are concurrent. Therefore, all axes are concurrent, and the mobility of L is 4.

Fix $n \geq 8$. Suppose that all axes of any $(n - k)R$ -linkage with $k \geq 1$ whose mobility is at least $n - 5$ are concurrent. Let L be an nR -linkage with mobility at least $n - 4$. Then, freezing the joint j_n of L , we get an $(n - k)R$ -linkage L' with mobility at least $n - 5$. By strong induction hypothesis, L' has mobility $n - 4$ and all axes of L' (and hence of L) are concurrent. \square

5.4. n -linkages. In this section, we classify paradoxical n -linkages with mobility $n - 4$, where $n > 6$. If the mobility of an n -linkage with at least one P -joint and other R -joints is $n - 3$, then all the revolute joints are parallel. Compare the following lemma with theorem 5.12.

Lemma 5.17. *Let L be an 7-linkage of mobility 3 with at least one P -joint and other R -joints. Then all axes of R -joints are parallel and the number of P -joints is at least 2.*

Proof. We make a case distinction based on the number of P -joints.

Case I: L has one P -joint. Since L has mobility 3, we can find an R -joint such that the P -joint is still active when we freeze this R -joint. If we freeze such an R -joint, we still have a mobile linkage L' with mobility 2. If no other joint is frozen, then we have a contradiction by theorem 5.12. On the other hand, by lemma 5.5, if another R -joint is frozen, then the resulting mobile 5-linkage L' has mobility 2 with one active P -joint. Hence, all axes of R -joints need to be parallel in L' . If we have just one group of parallel joints in L , where the two frozen R -joints are parallel to the axes of R -joints, i.e., all axes of R -joints in L are parallel, or parallel to each other and neighbouring in L , which contradicts the assumption. If we have two groups of parallel joints in L , we freeze the P -joint of L . In that case, the resulting linkage with at most six revolute joints has mobility of two and two groups of parallel joints by lemma 5.5, which is impossible by the classification of $5R$ -linkages and $6R$ -linkages with mobility 2, c.f. theorem 5.7. Therefore, the L with one P -joint is impossible by above arguments.

Case II: L has two P -joints. If we freeze a P -joint, we still have a mobile linkage L' with mobility 2. If the other P -joint is frozen, then the resulting L' is a $5R$ -linkage of mobility 2. Then all axes of R -joints must be parallel because the P -joint would change the intersecting point if all axes of R -joints were concurrent. Notice that the P -joints are not perpendicular to the R -joints. On the other hand, if the other P -joint is not frozen, then the resulting linkage must be a 5-linkage by theorem 5.12 and proposition 5.2 and all axes of R -joints are parallel in L' . Therefore, the frozen R -joint must be parallel to the axes of R -joints in L' , i.e., all axes of R -joints in L are parallel, and the direction of one P -joint is parallel to the plane that is perpendicular to the axes of R -joints which contradicts that the mobility of L is 3.

Case III: L has three P -joints. If we freeze a P -joint (named j_n), we still have a mobile linkage L' with mobility 2. The other two P -joints cannot be frozen simultaneously. Otherwise, the resulting linkage L' is an impossible $4R$ -linkage of mobility 2. On the one hand, if another P -joint is frozen, then

the resulting mobile 5-linkage L' has mobility 2 with one P -joint by lemma 5.5. Then all axes of R -joints are parallel in L' , and all axes of R -joints must be parallel in L . On the other hand, if the two P -joints are both active, then either all axes of R -joints are parallel in L' , or we have two pairs of parallel joints and two P -joints with the same direction by theorem 5.12. Assume that we have only one group of parallel joints, all axes of R -joints are parallel in L . Assume that we have two pairs of parallel joints, we can freeze another P -joint of L different from j_n and, in a similar way, we conclude that the directions of all three P -joints are the same and two of them are neighbouring joints by theorem 5.12. Then L must degenerate, which is a contradiction. Therefore, all axes of R -joints are parallel in L , and there are at least two P -joints such that they are not perpendicular to the R -joints.

Case IV: L has $k = 4$ or more P -joints. Since the spherical projection L_s has $7 - k \leq 3$ revolute joints, it is degenerate: all axes are coinciding. Therefore, all rotation axes are parallel and at least two P -joints are not perpendicular to the R -joints. □

Theorem 5.18. *Let L be an n -linkage, where $n > 6$, of mobility $n - 4$ with at least one P -joint and other R -joints. Then all axes of R -joints are parallel and the number of P -joints is at least 2.*

Proof. We prove this result by induction on the number of active joints of L . The base of the induction is lemma 5.17.

Fix $n \geq 8$. Suppose that all axes of the R -joints in any $(n - k)$ -linkage of mobility $n - 5$ with at least one P -joint are parallel, where $1 \leq k \leq 2$ by lemma 5.5. The number of P -joints is at least two when $k = 1$, and at least two P -joints are not perpendicular to the R -joints. All P -joints are perpendicular to the R -joints when $k = 2$. Let us freeze an R -joint (say j_n) of L such that one P -joint is always active. We get an $(n - l)$ -linkage L' with mobility at least $n - 5$, where $1 \leq l \leq 2$ by lemma 5.5.

Case I: $l = 1$. By strong induction hypothesis, all axes of R -joints of L' (hence of L) are parallel and the number of P -joints is at least 2 in L' (hence in L).

Case II: $l = 2$. Let j_m be the other frozen joint. By strong induction hypothesis, all axes of R -joints of L' are parallel and the directions of P -joints are perpendicular to the direction of the axes of R -joints.

- **If the joint j_m is a P -joint**, then the axis of the frozen R -joint j_n must be parallel to all axes of R -joints of L' . Hence, all axes of R -joints of L are parallel. As P -joints are perpendicular to the R -joints in L' (hence of R -joints in L), the P -joint j_m must be perpendicular to the R -joints in L . Then the mobility of L is $n - 3$, which is a contradiction.
- **If the joint j_m is an R -joint**, then the axes of the frozen R -joints j_m, j_n must be parallel. We can freeze a P -joint of L such that j_m and j_n are not frozen simultaneously, and the resulting linkage we call L'' . If L'' has a P -joint, in a similar way, we conclude that all axes of R -joints in L'' are parallel. Then all axes of R -joints in L are parallel. Then the mobility of L is $n - 3$, which is a contradiction. Hence L'' has no P -joint, by theorem 5.16, we conclude that all axes of R -joints in L'' are parallel. Then all axes of R -joints in L are parallel. Then the mobility of L is $n - 3$, which is a contradiction. □

Theorem 5.19. *Let L be an n -linkage, $n \geq 7$, of mobility $n - 4$ and with at least one H -joint. Then all axes of R - and H -joints are parallel.*

Proof. By remark 3.5, we know that the mobility of L_r is greater than or equal to the mobility of L . Then the mobility of L_r is at least $n - 4$. Furthermore, if the rotation joints of L_r are concurrent, then they must be parallel because at least one R -joint comes from an H -joint. Therefore, by theorem 5.16 and theorem 5.18, all axes of L_s are equal, hence all axes of H - and R -joints of L are parallel; this is possible, and the motion of each joint belongs to the same Schönflies motion subgroup of $SE(3)$. □

6. nR -LINKAGES WITH MOBILITY $n - 5$

In this section we present necessary conditions that the geometry of a paradoxical nR -linkage with mobility $n - 5$ must satisfy, where $n > 6$.

Lemma 6.1. *Let L be a $7R$ -linkage of mobility 2 with no parallel axes and no Bennett conditions are satisfied. Let β be a bond. Then, up to symmetry, we have $A_\beta = (j_1, j_4)$.*

Proof. We exclude all the possibilities where $|A_\beta| \geq 3$ up to symmetry. Notice that whenever A_β is a chain there is at least one pair of parallel axes, see lemma 4.5.

- (1) $|A_\beta| \geq 6$: This is clearly not possible since in this case A_β is a chain.
- (2) $|A_\beta| = 5$: There are two cases up to symmetry: $A_\beta = (j_1, j_2, j_3, j_4, j_6)$ and $A_\beta = (j_1, j_2, j_3, j_5, j_6)$. Suppose that $A_\beta = (j_1, j_2, j_3, j_4, j_6)$: By assumption there are no parallel axes. By lemma 2.4, it follows that $(i - h_4)(t_5 - h_5)(i - h_6) = 0$, and (h_4, h_5, h_6) is a Bennett triple. The argument is the same when $A_\beta = (j_1, j_2, j_3, j_5, j_6)$ and we omit it.
- (3) $|A_\beta| = 4$: There three cases up to symmetry: $A_\beta = (j_1, j_2, j_3, j_5)$, $A_\beta = (j_7, j_1, j_4, j_5)$ and $A_\beta = (j_7, j_1, j_3, j_5)$. In the first two cases, lemma 2.4 implies that the linkage has a Bennett triple. Suppose $A_\beta = (j_7, j_1, j_3, j_5)$. If h_1 and h_7 are not parallel, then

$$(i - h_1)(t_2 - h_2)(i - h_3)(t_4 - h_4)(i - h_5) = 0$$

Since L has mobility 2, this defines a curve $C \subset \mathbb{P}_{t_2}^1 \times \mathbb{P}_{t_4}^1$ by lemma 4.2. By lemma 4.3, either (h_1, h_2, h_3) or (h_3, h_4, h_5) is a Bennett triple.

- (4) If $|A_\beta| = 3$, then the subsequence A_β does not contain consecutive elements of L : Indeed, suppose $A_\beta = (j_1, j_2, j_5)$. Since h_1 and h_2 are not parallel, we have the conditions

$$C_1: (i - h_2)(t_3 - h_3)(t_4 - h_4)(i - h_5) = 0$$

$$C_2: (i + h_1)(t_7 + h_7)(t_6 + h_6)(i + h_5) = 0$$

At least one of the C_i is a curve since L has mobility 2. Then there is a Bennett triple by lemma 4.3.

Thus $A_\beta = (j_1, j_3, j_5)$: By lemma 2.4, this is only possible if $(i - h_1)(t_2 - h_2)(i - h_3) \in E$. If that was the case then, $i - h_5 \in E$ which is impossible.

- (5) $|A_\beta| = 2$: The previous arguments apply to exclude bonds such that $A_\beta = (j_1, j_2)$. If $A_\beta = (j_1, j_3)$ then (h_1, h_2, h_3) would be a Bennett triple.

□

Theorem 6.2. *Let L be a mobile $7R$ -linkage with mobility at most 2 and with no concurrent axes or Bennett triples. Then, L has mobility 1.*

Proof. By lemma 6.1, joints j_1 and j_2 are not simultaneously in A_β . Hence, the projection

$$\begin{aligned} \pi: \overline{K_L} &\rightarrow \mathbb{P}^1 \times \mathbb{P}^1 \\ (t_1, \dots, t_7) &\mapsto (t_1, t_2) \end{aligned}$$

is not surjective and the image is contained in a curve. It follows that t_1 and t_2 are algebraically dependent. In the same way t_2 and t_3 are algebraically dependent as well and so on and, therefore, all t_i are so. It follows that the mobility of L is 1. □

We now explain how to generalise this result to any number of joints.

Theorem 6.3. *Let L be an nR -linkage with $n \geq 7$ and no concurrent axes or Bennett triples. Then L has mobility at most $n - 6$ (i.e., it does not have paradoxical mobility).*

Proof. We prove this result by induction on the number of active joints where the base case is theorem 6.2. Fix $n \geq 8$. We freeze a joint in L and we have an $(n - 1)R$ -linkage, say L' . We proceed by looking at the number of joints that get frozen as a result (in each case we are going to prove that L' has mobility at most $n - 7$).

Case I: One joint gets frozen. We claim that L' has no concurrent axes or Bennett triples. Otherwise, by lemma 3.13, we get the contradiction that L has concurrent axes or Bennett triples. By the induction hypothesis, L' has mobility at most $n - 7$.

Case IIa: Two joints get frozen and $n = 8$. The linkage L' is a $6R$ -linkage. By theorem 5.7, the mobility of L' is at most 1. Otherwise, there would be at least one Bennett triple in L .

Case IIb: Two joints get frozen and $n \geq 9$. The linkage L' cannot have all $n - 2$ axes concurrent. By theorem 5.16, it follows that L' has mobility at most $n - 7$.

Case IIIa: Three joints get frozen and $n = 8$. The linkage L' cannot have all 5 axes concurrent. By proposition 5.2, it follows that L' has mobility at most 1.

Case IIIb: Three joints get frozen and $n = 9$ (this case is very similar to Case IIIa). The linkage L' cannot have all 6 axes concurrent. By proposition 5.2, it follows that L' has mobility at most 2.

Case IIIc: Three joints get frozen and $n \geq 10$. The linkage L' cannot have all $n - 3$ axes concurrent. By theorem 5.16, it follows that L' has mobility at most $n - 7$.

Case IV: Four or more joints get frozen. Then the linkage L' is an $(n - s)R$ -linkage. By proposition 5.1, it follows that the mobility of L' is at most $n - s - 3 \leq n - 7$.

In all cases, we have shown that the mobility of L' is at most $n - 7$. This implies that L has mobility at most $n - 6$. \square

ACKNOWLEDGEMENTS

The first author would also like to express his gratitude to Hamid Abban for his encouragement and for putting him in contact with the research group led by Josef Schicho. He was supported by EPSRC grant ref. EP/V048619/1 and by the Austrian Science Fund (FWF): W1214-N15, project DK9 while staying at RICAM. This research was partially supported by the Austrian Science Fund (FWF): W1214-N15, project DK9. The research was funded by the Austrian Science Fund (FWF): P 31061

REFERENCES

- [1] H. Ahmadinezhad, Z. Li and J. Schicho, An algebraic study of linkages with helical joints, *J. Pure Appl. Algebra* 219 (2015), 2245–2259.
- [2] J. E. Baker, Displacement–closure equations of the unspecialised double-hooke’s-joint linkage, *Mech. Mach. Theory* 37 (2002), 1127–1144.
- [3] J. E. Baker, Overconstrained six-bars with parallel adjacent joint-axes, *Mech. Mach. Theory* 38 (2003), 103–117.
- [4] G. T. Bennett, A New Mechanism, *Engineering* 76 (1903), 777–778.
- [5] A. Cayley, A theorem in the geometry of position, *Cambridge mathematical journal* 2 (1841), 267–271.
- [6] P. L. Chebyshev, Théorie des mécanismes connus sous le nom de parallélogrammes, *Imprimerie de l’Académie impériale des sciences* (1853), 539–568.
- [7] Y. Chen, R. Peng and Z. You, Origami of thick panels, *Science* 349 (2015), 396–400.
- [8] Y. Chen and Z. You, Spatial Overconstrained Linkages - The Lost Jade, in *Explorations in the History of Machines and Mechanisms* (T. Koetsier and M. Ceccarelli, eds.), volume 15 of *History of Mechanism and Machine Science*, Springer, Netherlands, 2012, pp. 535–550.
- [9] E. Delassus, Les chaînes articulées fermées et déformables à quatre membres, *Bull. Sci. Math.* 46 (1922), 283–304.
- [10] P. Dietmaier, Einfach übergeschlossene Mechanismen mit Drehgelenken, *Habilitation thesis*, Graz University of Technology (1995).
- [11] M. Goldberg, New five-bar and six-bar linkages in three dimensions, *Trans. ASME* 2 (1943), 649–663.
- [12] C. Gosselin and J. Angeles, Singularity analysis of closed-loop kinematic chains, *IEEE Transactions on Robotics and Automation* 6 (1990), 281–290.
- [13] R. Hartshorne, *Algebraic Geometry*, Graduate Texts in Mathematics, Springer, 1977.
- [14] G. Hegedüs, Z. Li, J. Schicho and H.-P. Schröcker, The theory of bonds II: Closed 6R linkages with maximal genus, *J. Symb. Comput.* 68 (2015), 167–180.
- [15] G. Hegedüs, J. Schicho and H.-P. Schröcker, Factorization of rational curves in the Study quadric, *Mech. Mach. Theory* 69 (2013), 142–152.
- [16] G. Hegedüs, J. Schicho and H.-P. Schröcker, The theory of bonds: A new method for the analysis of linkages, *Mech. Mach. Theory* 70 (2013), 407–424.
- [17] J. M. Hervé, Analyse structurelle des mécanismes par groupe des déplacements, *Mech. Mach. Theory* 13 (1978), 437–450.
- [18] J. M. Hervé, The Lie group of rigid body displacements, a fundamental tool for mechanism design, *Mech. Mach. Theory* 34 (1999), 719–730.
- [19] M. L. Husty and H.-P. Schröcker, Algebraic geometry and kinematics, in *Nonlinear Computational Geometry* (I. Z. Emiris, F. Sottile and T. Theobald, eds.), volume 151 of *The IMA Volumes in Mathematics and its Applications*, chapter Algebraic Geometry and Kinematics, Springer, 2010, pp. 85–107.
- [20] A. Karger, Classification of 5R closed kinematic chains with self mobility, *Mech. Mach. Theory* 33 (1998), 213–222.
- [21] A. B. Kempe, On a general method of describing plane curves of the n th degree by linkwork, *Proc. London Math Soc.* 1 (1875), 213–216.

- [22] X. Kong and M. Pfuller, Type synthesis and reconfiguration analysis of a class of variable-dof single-loop mechanisms, *Mech. Mach. Theory* 85 (2015), 116–128.
- [23] K. Kutzbach, Mechanische Leitungsverzweigung, ihre Gesetze und Anwendungen. *Maschinenbau Betrieb* 8 (1929), 710–716.
- [24] Z. Li, Closed linkages with six revolute joints, Ph.D. thesis, Johannes Kepler University of Linz, 2015.
- [25] Z. Li and J. Schicho, A technique for deriving equational conditions on the Denavit-Hartenberg parameters of 6R linkages that are necessary for movability, *Mech. Mach. Theory* 94 (2015), 1–8.
- [26] Z. Li, J. Schicho and H.-P. Schröcker, 7R darboux linkages by factorization of motion polynomials, in *Proceedings of the 14th World Congress on the Theory of Machines and Mechanisms*, 2015, pp. 841–847.
- [27] Z. Li, J. Schicho and H.-P. Schröcker, Kempe’s universality theorem for rational space curves, *Found. Comput. Math.* 18 (2018), 509–536.
- [28] Z. Li, J. Schicho and H.-P. Schröcker, A survey on the theory of bonds, *IMA J. Math. Control. Inf.* 35 (2018), 279–295.
- [29] K. Liu, J. Yu and X. Kong, Synthesis of multi-mode single-loop Bennett-based mechanisms using factorization of motion polynomials, *Mech. Mach. Theory* 155 (2021), 104110.
- [30] J. M. R. Martínez and B. Ravani, On mobility analysis of linkages using group theory, *J. Mech. Design* 125 (2003), 70–80.
- [31] C. Mavroidis and M. Beddows, A spatial overconstrained mechanism that can be used in practical applications, In *Proceedings of the Fifth Applied Mechanisms & Robotics Conference*, Cincinnati, ASME, New York. Citeseer 1997, DOI:10.1.1.41.7324.
- [32] C. Mavroidis and B. Roth, New and revised overconstrained mechanisms, *J. Mech. Design* 117 (1995), 75–82.
- [33] J. M. McCarthy and G. S. Soh, *Geometric Design of Linkages*, Springer, 2011.
- [34] M. Pfuller and X. Kong, Algebraic analysis of a new variable-dof 7R mechanism, in *New Trends in Mechanism and Machine Science*, Springer, 2017, pp. 71–79.
- [35] J. Rabinowitsch. Zum Hilbertschen Nullstellensatz. *Math. Ann.*, DOI:10.1007/BF01782361
- [36] P. F. Sarrus, Note sur la transformation des mouvements rectilignes alternatifs, en mouvements circulaires: et réciproquement, *Comptes Rendus des Séances de l’Académie des Sciences de Paris* 36 (1853), 1036–1038.
- [37] J. Selig, *Geometric Fundamentals of Robotics*, Springer, 2005.
- [38] J. Sylvester, On recent discoveries in mechanical conversion of motion, *Proc. Roy. Inst. Great Britain* 7 (1874), 179–198.
- [39] J. H. M. Wedderburn, On hypercomplex numbers. *Proc. London Math Soc.* 2 (1908), 77–118.
- [40] K. Wohlhart, On isomeric overconstrained space mechanisms, in *Proceedings of the 8th World Congress on the Theory of Machines and Mechanisms*, 1991, pp. 153–158.

DEPARTMENT OF MATHEMATICAL SCIENCES, LOUGHBOROUGH UNIVERSITY, LE11 3TU, UK
Email address: t.guerreiro@lboro.ac.uk

KLMM, ACADEMY OF MATHEMATICS AND SYSTEMS SCIENCE, CHINESE ACADEMY OF SCIENCES, BEIJING 100190, CHINA
Email address: lizijia@amss.ac.cn -- Corresponding Author

RESEARCH INSTITUTE FOR SYMBOLIC COMPUTATION, JOHANNES KEPLER UNIVERSITY, ALTENBERGER STRASSE 69 A-4040 LINZ, AUSTRIA
Email address: josef.schicho@risc.jku.at