

Designing Heat Transfer Pathways for Advanced Thermoregulatory Textiles

Xiaohua Lan,^{1, a)} Yi Wang,^{1, a)} Jiebin Peng,¹ Yang Si,² Jie Ren,^{1, b)} Bin Ding,^{2, c)} and Baowen Li^{3, d)}

¹⁾Center for Phononics and Thermal Energy Science, China-EU Joint Lab on Nanophononics, Shanghai Key Laboratory of Special Artificial Microstructure Materials and Technology, School of Physics Science and Engineering, Tongji University, Shanghai 200092, China

²⁾Innovation Center for Textile Science and Technology, Donghua University, Shanghai 200051, China

³⁾Paul M Rady Department of Mechanical Engineering and Department of Physics, University of Colorado Boulder, CO80309, USA.

(Dated: 2 February 2022)

Thermal comfort of textiles plays an indispensable role in the process of human civilization. Advanced textile for personal thermal management shapes body microclimates by merely regulating heat transfer between the skin and local ambient without wasting excess energy. Therefore, numerous efforts have recently been devoted to the development of advanced thermoregulatory textiles. In this review, we provide a unified perspective on those state-of-the-art efforts by emphasizing the design of diverse heat transfer pathways. We focus on engineering certain physical quantities to tailor the heat transfer pathways, such as thermal emittance/absorptance, reflectance and transmittance in near-infrared and mid-infrared radiation, as well as thermal conductance in conduction. Tuning those heat transfer pathways can achieve different functionalities for personal thermal management, such as passive cooling, warming, or even dual-mode (cooling-warming), either statically switching or dynamically adapting. Finally, we point out the challenges and opportunities in this emerging field, including but not limited to the impact of evaporation and convection with missing blocks of heat pathways, the bio-inspired and artificial-intelligence-guided design of advanced functional textiles.

CONTENTS

I. Introduction	1	B. Dynamically switching the MIR emittance	21
II. Fundamentals of human body thermal regulation	2	C. Dynamically switching the MIR transmittance	21
A. Concept of human thermal comfort and balance	2	D. Dynamically switching the thermal conductance	24
B. Principle of thermal radiation and conduction	4	VI. Summary, challenges, and outlooks	24
C. Heat transfer pathways in body microclimate	5	Acknowledgments	26
III. Cooling textiles by regulating thermal radiation and conduction	7	References	26
A. Enhancing the MIR transmittance	8	I. INTRODUCTION	
B. Enhancing the MIR emittance	10	Textiles, an essential part of our life, provide us not only with a thermal conform, but also personal identity and aesthetics ¹ . With the development of science and technology, modern textiles are designed to explore more diverse properties for human in medical, fire-fighting, aerospace and military fields, such as bacterial resistance, flame retardant, light weight, breathability, waterproofness, durability, etc ² . Although these functional textiles have focused on different textile properties, adapting thermal comfort to varied ambient has always been the eternal primary function of textiles, no matter how human society evolves. As we all know, human are endotherms that maintain the constant temperature of 37 °C around, which is also the range of human thermal comfort.	
C. Enhancing the NIR reflectance	11	Human thermal comfort can be perceived simply as the state that the surface temperature of the skin is converging on the normal body temperature as much as possible. Thermal comfort is closely associated with multiple heat transfer pathways among the skin, textile, sun and the external environment ³⁻⁶ . Importantly, the heat transfer is strongly dependent on the external environmental temperature. In the hot summer, prodigious amounts of heat transfer from the external	
D. Enhancing the thermal conductance	12		
IV. Warming textiles by modulating thermal radiation and conduction	14		
A. Increasing the MIR reflectance	14		
B. Decreasing the MIR emittance	16		
C. Increasing the NIR absorptance	16		
D. Decreasing the thermal conductance	18		
V. Dual-mode textiles by adjusting thermal radiation and conduction	19		
A. Statically switching the MIR emittance	19		

^{a)}These two authors contributed equally to this work.

^{b)}Electronic mail: xonics@tongji.edu.cn

^{c)}Electronic mail: binding@dhru.edu.cn

^{d)}Electronic mail: baowen.li@colorado.edu

environment to the skin increase the skin temperature. On the other hand, heat mainly transfers from the skin to the environment, decreasing the temperature of skin in the cold winter. In addition, the heat transfer rates between the environment and skin covered with different textiles obtain certain differences, which depend on the material, microstructure and design of textiles⁷⁻⁹. However, traditional textiles cannot effectively suppress the human heat dissipation in cold conditions, and also play limited roles in improving the heat dissipation in hot conditions causing a rising skin temperature. Consequently, numerous efforts are explosively emerging to explore the advanced thermoregulatory textiles to extend the range of comfortable ambient temperature of the human body.

Here, we divided advanced thermoregulatory textiles into three categories: passive cooling, warming and dual-mode (cooling-warming switch) textiles. Cooling textiles can enhance the heat transfer rate to relieve the human heat stress in hot conditions, and warming textiles can reduce the heat loss of body to achieve the thermal insulation effect in the cold environment. The dual-mode textiles have an attractive mechanism that the heat transfer rate can adaptively change according to the environmental variation, which is beneficial to the human body's ability of acclimatizing to the changeable environment. Different from existing few reviews summarized emerging thermoregulatory textiles from the perspectives of materials engineering⁵⁻⁷ and functionalities¹⁰, we provide a unified perspective on emphasizing the design of diverse heat transfer pathways in advanced thermoregulatory textiles. We focus on engineering certain thermophysical quantities to regulate the heat transfer pathways, including thermal emittance, reflectance and transmittance in thermal radiation, as well as non-radiative thermal conductance.

We do not concern about using latent heat in phase-change materials⁵⁻⁷ or active cooling by external powers^{5,10}. We mainly focus on thermal radiation and non-radiation to tailor the heat transfer pathways in textiles to achieve different functionalities for personal thermal management. This review is organized as follows: Firstly, fundamental theories are introduced in Section II, such as the concept of thermal comfort and balance, the principle of thermal radiation, and non-radiative conduction, and heat transfer pathways in body microclimate. We then discuss the advanced thermoregulatory textiles according to different mechanisms of heat transfer pathways for passive cooling (Section III), warming (Section IV) and dual-mode (Section V), respectively. Finally, we summarize with illustrating the challenges and providing perspectives on the rapid development of this field (Section VI), including the impact of evaporation and convection with missing blocks of heat pathways, and so on.

II. FUNDAMENTALS OF HUMAN BODY THERMAL REGULATION

In daily life, we can adjust the ambient temperature to achieve human thermal comfort through external equipment, such as fans, air conditioners and heaters, which will consume amounts of energy. On the other hand, studies have shown that

enhancing the individual microclimate is more comfortable than improving the climate throughout the whole space due to the differences of human thermal sensation¹¹. Meanwhile, improving personal microclimate can also reduce unnecessary energy consumption. To better regulate personal microclimate, we need to consider the concept of human thermal comfort, the mechanism of heat transfer between the clothed skin and environment, and the multiple heat transfer pathways. We will discuss these specific details in the following.

A. Concept of human thermal comfort and balance

Comfort is a term created by psychologists, but its connection to the physiological basis is still vague¹³. Comfort is the same as "optimal temperature", but even the term "optimal temperature" is defined differently by physiologists and behavioral scientists¹³. According to the American Society of Heating, Refrigerating and Air Conditioning Engineers (ASHRAE) Standard, human thermal comfort is defined as a state of mind that is satisfactory to the thermal environment¹⁴. However, each of us has obvious differences on the satisfaction with the same thermal environment, which depends on the physical activity, metabolism level and temperature sensitivity of the body. In any case, thermal comfort is close to the thermal balance of the human body.

The body achieves a balance between its heat gain and loss, maintaining a constant body temperature of 37 °C. According to Fig. 1a, this balance can be expressed by the body heat balance equation, which is shown in the following:

$$Q_{sun} + Q_{gen} = Q_{rad} + Q_{cond} + Q_{conv} + Q_e + Q_s \quad (1)$$

where Q_{sun} is heat absorption from the sun, Q_{gen} is the metabolic heat generation, Q_{rad} , Q_{cond} , Q_{conv} , and Q_e are the radiative heat transferred to the environment by radiation, conduction, convection, and sweat evaporation. Q_s is the body heat storage.

Although Eq. (1) can be varied, they involve similar concepts, such as human body heat generation, transfer and storage. In outdoor situation, human body will absorb heat from the solar due to the almost perfect absorption of skin with an excellent emittance of 0.98 while the term can be ignored under the indoor condition¹⁵. Part of the metabolic heat generation is used to maintain the body for daily activities, and the rest is released as heat. The body can release heat to the environment by means of thermal radiation, heat conduction, air convection and sweat evaporation (Fig. 1a). In conclusion, heat generation and dissipation of the body will eventually produce a body heat storage.

The Q_{sun} is a extra heat gain of human body under the outdoor condition, which can be expressed as

$$Q_{sun} = \int_{0.3}^4 I_{AM1.5}(\lambda) \cdot \alpha(\lambda) d\lambda \quad (2)$$

where $I_{AM1.5}(\lambda)$ represents the Air Mass (AM) 1.5 global solar irradiance spectrum, λ is the radiative wavelength. $\alpha(\lambda)$ is the absorptance of the textile in the range of 0.3 μm - 4 μm .

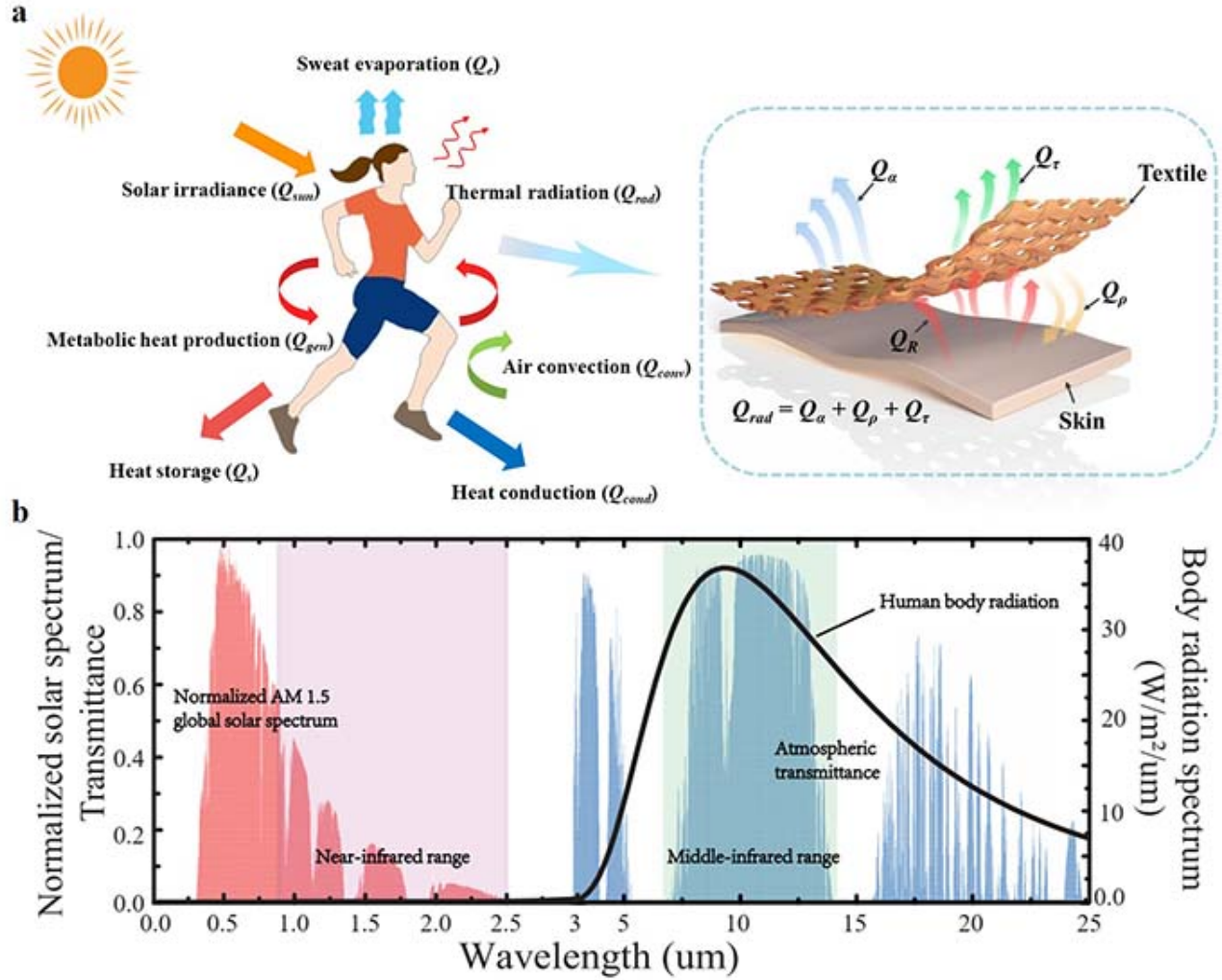


FIG. 1. (a) Schematic of the heat transfer pathways between the human body and the outdoor environment. In the outdoor circumstance, the solar irradiance (Q_{sun}) and metabolic heat generation (Q_{gen}) are the precious sources of heat. In general, thermal radiation (Q_{rad}), heat conduction (Q_{cond}), air convection (Q_{conv}), and sweat evaporation (Q_e) are regarded as primary heat dissipation pathways of human body. Q_s is the heat storage of human body. The illustration depicts that the radiative energy of the human body (Q_{rad}) is reflected (Q_p), absorbed (Q_α) and transmitted (Q_τ) by the textile, which further indicates the significant influence of textile on the heat transfer between the skin and environment. (b) The radiation spectrum of the human body was plotted according to the black body radiation law at a temperature of 310 K (corresponding to the normal skin temperature of 37 °C). The normalized AM 1.5 global solar spectrum and the atmospheric transmittance spectrum are shown as orange and blue background map. The ranges of purple and light green regions illustrate the near-infrared (NIR) and middle-infrared (MIR) band, respectively¹².

The value of Q_{gen} is associated with the activity level of the body. Specifically, the Q_{gen} is a primary heat gain of the human body. The metabolic heat generation possesses many ways, which include blood circulation, skeletal muscle, heat produced by the liver, and chemical heat produced by oxidation of nutrients absorbed inside the body¹⁶.

In addition, more than 50% of the heat of the human body is released to the environment in the form of thermal radiation¹⁷, and human thermal radiation is regarded as nearly perfect blackbody radiation in the middle infrared band^{18,19}. As shown in Fig. 1b, the human body emits electromagnetic waves in the range of 7 to 15 μm at the skin temperature of 37 °C, which has an emission peak at 9 μm roughly. Obviously,

the thermal radiation range of the human body overlaps with the atmospheric window. Thus, the radiative heat can transfer directly to the cold outer space (3K) through the atmospheric window (atmosphere has a minimum absorption for radiative wavelength of objects between 8-13 μm). The heat loss of human body through thermal radiation can be calculated as:

$$Q_{rad} = \int_0^\infty I_{BB}(T, \lambda) \cdot \varepsilon(\lambda) d\lambda \quad (3)$$

where, $\varepsilon(\lambda)$ is the emittance of the skin or textile, $I_{BB}(T, \lambda)$ is spectral emissive power of a blackbody and T is the temperature. Notably, the radiative heat transfer between body and environment can be influenced by the optical properties (α, ρ

and τ) of textiles in the middle infrared band. However, traditional textiles enhance human thermal comfort rarely using solar irradiance and thermal radiation.

In the outdoor conditions, the solar energy exerts an essential influence on the heat transfer of the human body. Solar spectrum is mainly composed of ultraviolet light (280-400 nm), visible light (400-700 nm), and near infrared radiation (NIR) light (700-2500 nm). Specifically, the energy distributions of ultraviolet, visible, and NIR light are approximately 2 %, 47 %, and 52 %, respectively¹². However, most of researchers major discussed the heat absorption of the human body in the NIR band as it is hard to design the advanced thermoregulatory textiles by adjusting the optical properties of materials in the whole solar spectrum²⁰⁻²². Therefore, we also focus on considering the NIR absorption of the human body and reviewing in this field. In addition, human thermal radiation is concentrated on the middle infrared radiation (MIR) within the range of 7-14 μm . As a result, the method of regulating the human heat transfer and designing the structure of textiles to adjust the optical properties in the MIR and NIR ranges have already become a hot topic.

Thermal conduction (Q_{cond}) depends on the temperature gradient and thermal conductance of the medium. The thermal conductance of textile also exerts a substantial impact on the heat transfer between skin and textile, indicating the potential method to regulate the heat transfer of body through modulating the thermal conductance (G). Moreover, air convection (Q_{conv}) also has an influence on the heat transfer between skin, textile, and environment in different degrees that can be well illustrated by γ depending on the personal activity, the intrinsic properties of textile, and specific environment. The heat transfer rate of clothed skin-environment system is ultimately determined by the effective heat-transfer coefficient consisting of the conduction and convection coefficient. More details about the quantitative analysis of heat loss caused by heat conduction and convection, shown is in section II C.

Notably, sweat evaporation (Q_e) is the unique cooling mechanism of human body in the case of the skin with higher humidity. The sweat will transfer from the skin to the outer surface of textile induced by the capillary action of textile. Then, the sweat on the surface of textile is evaporated due to the heat conducted through skin, which will efficiently enhance the heat transfer of human body as the water vaporization has the high latent heat²³. Obviously, the extra cooling power contributed by the sweat evaporation is related to the wicking performance and effective heat-transfer coefficient of textile. Therefore, researchers also have developed some advanced thermoregulatory textiles by adjusting the effective heat-transfer coefficient and moisture permeability of textiles.

The last item of the Eq. (1) is the heat storage of human body (Q_s) due to the difference between the heat gain and loss. If heat storage is 0, it means that the heat generation and dissipation of the body are in equilibrium, indicating that the body is in a state of thermal comfort. If the heat storage is greater than 0, the body gets a net heat generation, which results in increase of body temperature gradually. On the contrary, the heat storage is less than 0 causing the drop of body temperature¹⁴. Deviating from the normal body temperature

will exert a significant influence on thermal comfort and can even induce sickness.

B. Principle of thermal radiation and conduction

1. Thermal radiation

In human body thermal regulation, when the radiative energy (Q_{rad}) propagates to the real surfaces with roughness or texture, it can be absorbed (Q_α), reflected (Q_ρ) and transmitted (Q_τ) by the object. Various parts of radiative energy satisfy the law of energy conservation (Fig. 1a).

$$Q_{\text{rad}} = Q_\alpha + Q_\rho + Q_\tau \quad (4)$$

The proportion of partial energy to total energy can be described respectively as the absorptance α , reflectance ρ and transmittance τ . Eq. (4) with temperature T can be normalized as below:

$$\alpha(T) + \rho(T) + \tau(T) = 1 \quad (5)$$

Emittance, absorptance and Kirchhoff's Law—For real object, the ratio between the emissive energy flux of the object and that of a blackbody with temperature T can define the emittance. The total emittance can be calculated by integration of the spectral emittance in the whole wavelength region weighted by the blackbody distribution:

$$\varepsilon_{\text{tot}}(T) = \frac{\int_0^\infty I_{\text{BB}}(\lambda, T) \varepsilon^h(\lambda) d\lambda}{\sigma_{\text{SB}} T^4} \quad (6)$$

where $\varepsilon_{\text{tot}}(T)$ and $\varepsilon^h(\lambda)$ are the total emittance and hemispherical spectral emittance. σ_{SB} is the Stefan-Boltzmann constant. $I_{\text{BB}}(\lambda, T)$ is the spectral emissive power of a blackbody with temperature T (Planck's Law).

$$I_{\text{BB}}(T, \lambda) = \frac{2hc^2}{\lambda^5} \frac{1}{e^{\frac{hc}{\lambda k_B T}} - 1} \quad (7)$$

where h is Planck's constant, c is the light velocity, k_B is Boltzmann constant.

For thermal radiation, Kirchhoff's Law can be derived from the principle of detailed balance, which illustrates the equality between absorptance and emittance:

$$\alpha(T) = \alpha_{\text{tot}}(T) = \varepsilon_{\text{tot}}(T) \quad (8)$$

where α_{tot} is the total absorptance. Under Lorentz reciprocity conditions, the Kirchhoff's Law can be proven based on the fluctuation-dissipation theorem. Past investigations have indicated that the human skin can perform like a blackbody with a near-unity emittance in the IR wavelength range¹⁵. For convenience, we assume that the all surfaces in human body thermal regulation are diffuse-gray so that Kirchhoff's Law is valid for emittance and absorptance.

Reflectance and transmittance—Under the considerations of local thermal equilibrium and reciprocal materials, the total

reflectance can be defined by the fraction between the reflected and incident energy. Assuming that the spectral intensity of radiation with temperature T is $I(\lambda, T)$, the general form of total reflectance can be described as below:

$$\rho(T) = \rho_{tot}(T) = \frac{\int_0^\infty I(\lambda, T) \rho(\lambda) d\lambda}{\int_0^\infty I(\lambda, T) d\lambda} \quad (9)$$

where $\rho(\lambda)$ is hemispherical reflectance. However, the reflectance of radiation by real surfaces is complicated. For surfaces with random roughness or texture, the specular, off-specular, and diffuse reflection play different roles in the total reflectance. However, when the periodic structures exist in the surface, diffraction and coherent effects can become crucial, and several peaks can appear in the spectral function of reflectance. Usually, people use bidirectional reflectance distribution function to describe the reflectance of a rough surface at a given wavelength or frequency. And it can be defined as the reflected light intensity divided by the incident light flux at the surface²⁴. We only give the general relation between hemispherical reflectance and bidirectional reflectance distribution function below:

$$\rho(\lambda) = \int_0^{2\pi} \int_0^{2\pi} f_r(\lambda, \theta_i, \phi_i, \theta_r, \phi_r) \cos \theta_i \cos \theta_r d\Omega_i d\Omega_r \quad (10)$$

where $f_r(\lambda, \theta_i, \phi_i, \theta_r, \phi_r)$ and $[\theta_{i(r)}, \phi_{i(r)}]$ are bidirectional reflectance distribution function and directions of incident(reflected) light, respectively. $d\Omega_{i(r)}$ is the solid angle for incident(reflected) light.

In general, the bidirectional reflectance distribution function of a real surface can be calculated by solving the Maxwell equations if the surface roughness is well measured. There are several numerical and approximate methods to calculate the actual bidirectional reflectance distribution function. For example, the boundary integral method, the Rayleigh-Rice perturbation theory, the Kirchhoff approximation and the geometric optics approximation. These approximations are valid only for certain conditions of roughness and wavelength. More information for the discussion on the roughness parameters as well as the instruments used for surface characterization can be found in reference²⁵.

Similarly, the total transmittance can be defined by the fraction between the transmitted and incident energy for broadband thermal radiation and the general form can be showed as below:

$$\tau(T) = \tau_{tot}(T) = \frac{\int_0^\infty I(\lambda, T) \tau(\lambda) d\lambda}{\int_0^\infty I(\lambda, T) d\lambda} \quad (11)$$

where $\tau(\lambda)$ is the hemispherical or spectral transmittance. According to the fluctuation-dissipation theorem, the thermal radiation is originated from the random charge fluctuations. If we evaluate the incident thermal energy using Planck's distribution in Eq. (9) and Eq. (11), the Eq. (6)-like formula can be given for total reflectance and transmittance.

In most studies for human body thermal regulation, the IR reflectance ρ and transmittance τ can be measured using a FTIR spectrometer. The direct calculations for emittance ϵ

can be accomplished by considering Kirchhoff's Law, along with absorptance α inside the materials.

2. Thermal conduction and convection

Thermal conduction is a common heat transfer pathway between two contact objects with the temperature gradient through the collision and motion of microscopic particles. Fourier's Law indicates the specific relationship between the temperature gradient and the heat flux per unit area in the process of heat transfer:

$$\dot{Q}_{cond} = -\kappa \nabla T = G \Delta T, \quad G = \kappa/t, \quad (12)$$

where G is defined as thermal conductance that is related to the thermal conductivity (κ) and thickness (t) of textile. ΔT is the temperature difference, related to the temperature gradient $\nabla T = -\Delta T/t$. The thermal conductance performs an essential role in modulating the heat transfer rate between the human body and textiles with a temperature difference, considering both the effects of thermal conductivity and thickness of the textiles.

Thermal convection is the process of heat transfer for the fluid system with the temperature difference, which depends on the motion of the fluid. Thermal convection is divided into the natural and forced convection based on the external sources. In general, two types of convection exist in the heat transfer of clothed skin-environment. Thermal convection is governed by Newton's Law of cooling, which can be expressed as:

$$\dot{Q}_{conv} = \gamma(T_h - T_l), \quad (13)$$

where γ is the convective heat-transfer coefficient, T_h is the temperature of object and T_l is the temperature of fluid, respectively. γ is related to the viscosity, density, specific heat capacity, and thermal conductivity of fluid. Specifically, the activity level of human body and air velocity exert a great influence on the heat transfer between the human body and external environment.

C. Heat transfer pathways in body microclimate

In the previous sections, we have discussed some mechanisms of regulating heat transfer between clothed skin and environment from a qualitative point. Here, the one-dimensional steady-state heat transfer model (Fig. 2) is used to analyze the heat exchange mechanism of the relatively simple situation when the human body works indoors and in a sedentary state²⁶. In this steady-state model, the body's heat source is mainly the body's metabolic heat generation. Thermal radiation, heat conduction, air convection and sweat evaporation are the vital ways that the body dissipate heat to the environment. Since the skin surface is covered with textiles, a part of the radiative heat from the human body is reflected back to the skin surface by the textiles. Part of the heat is absorbed by the textiles, and the remaining heat passes through the textiles to the external environments. Similarly, some of the radiative heat from the atmosphere is reflected by the textiles to the atmosphere, a part of which is absorbed by the textiles.

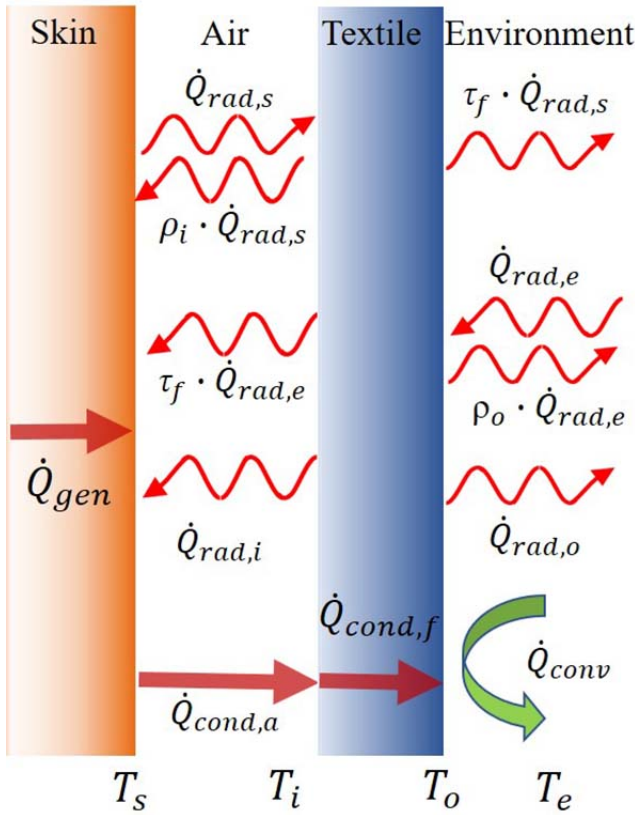


FIG. 2. Schematic depicts concretely the multiple heat transfer ways between clothed skin and the environment using the steady-state heat transfer model, including thermal radiation, conduction, and convection.

And the rest of the heat passes through the textiles to skin. In addition, heat can be exchanged from the clothed skin to the environment by means of heat conduction, convection and sweat evaporation. Convective heat transfer is negligible because the human body is assumed to be stationary between the skin, inner, and outer surface of textile. Meanwhile, the heat dissipation of sweat evaporation is also neglected as it accelerates effectively the heat dissipation of human body in the higher relative humidity of skin.

In the model, human thermal comfort need to meet the condition when the equality of the total heat loss rate with the total heat generation rate. According to the principle of energy balance in the skin and textile system (Fig. 2), we can list the following equilibrium equations for each system of the model: In the skin system:

$$\dot{Q}_{gen} + \rho_i \cdot \dot{Q}_{rad,s} + \tau_f \cdot \dot{Q}_{rad,e} + \dot{Q}_{rad,i} = \dot{Q}_{rad,s} + \dot{Q}_{cond,a} \quad (14)$$

In the textile system:

$$\begin{aligned} \dot{Q}_{rad,s} + \dot{Q}_{rad,e} + \dot{Q}_{cond,a} = & \rho_i \cdot \dot{Q}_{rad,s} + \tau_f \cdot \dot{Q}_{rad,e} + \dot{Q}_{rad,i} \\ & + \tau_f \cdot \dot{Q}_{rad,s} + \rho_o \cdot \dot{Q}_{rad,e} + \dot{Q}_{rad,o} + \dot{Q}_{conv} \end{aligned} \quad (15)$$

where \dot{Q}_{gen} (the metabolic heat generation per unit area) is assumed to be 73 W/m^2 corresponding to the human body in

a sedentary state^{26,27}, $\dot{Q}_{rad,s}$ represents the heat flux radiated from the skin, $\dot{Q}_{rad,e}$ is the heat flux radiated from the atmosphere to the human body, $\dot{Q}_{rad,i}$ is the heat flux radiated from the inner surface of the textile, $\dot{Q}_{rad,o}$ is the heat flux from the outer surface of the textile to the external environment, $\dot{Q}_{cond,a}$ represents the conduction heat flux between the skin and the clothing, \dot{Q}_{conv} is the heat convection between the clothing and the external environment. ρ_i and ρ_o are the IR reflectance of the inner and outer textile, respectively. τ_f is the IR transmittance of the textile.

The heat flux of thermal radiation, conduction and convection can be solved based on Stefan-Boltzmann Law, Fourier's Law, and Newton's Law of cooling, respectively.

$$\dot{Q}_{rad,s} = \epsilon_s \sigma_{SB} T_s^4, \quad \dot{Q}_{rad,e} = \epsilon_e \sigma_{SB} T_e^4 \quad (16)$$

$$\dot{Q}_{rad,i} = \epsilon_i \sigma_{SB} T_i^4, \quad \dot{Q}_{rad,o} = \epsilon_o \sigma_{SB} T_o^4 \quad (17)$$

$$\dot{Q}_{cond,a} = G_a \cdot (T_s - T_i) \quad (18)$$

$$\dot{Q}_{conv} = \gamma(T_o - T_e) \quad (18)$$

where the skin temperature (T_s) is assumed to be 37°C , T_e is the ambient temperature, T_i and T_o represent the temperature of inner surface and outer surface textile, respectively. σ_{SB} is the Stefan-Boltzmann constant. ϵ_s and ϵ_e are the MIR emittance of skin and ambient, respectively. ϵ_i and ϵ_o represent the MIR of emittance of the inner and outer surface of textile, respectively. G_a is the thermal conductance of air. In this model, natural convection is regarded as the most important factor in the progress of heat convection between the clothed skin and environment. Therefore, the convective heat transfer coefficient (γ) can be estimated according to the formula of natural convective heat transfer coefficient ($\gamma = 2.38(T_o - T_e)^{0.25}$)²⁸.

In addition, thermal conduction ($\dot{Q}_{cond,f}$) is the primary heat transfer mechanism of textile. Taking into account the temperature profile of textile, the inner and outer surface temperatures of the textile can be analyzed as follows^{26,27,29}:

$$\begin{aligned} T_o = \frac{1}{2G_f} [\dot{Q}_{rad,i} + \dot{Q}_{rad,o} - \alpha_i(\dot{Q}_{rad,s} + (1 - \epsilon_s) \\ (\rho_i \cdot \dot{Q}_{rad,s} + \tau_f \cdot \dot{Q}_{rad,e} + \dot{Q}_{rad,i})) - \alpha_o \dot{Q}_{rad,e}] \\ - \frac{G_a}{G_f} \cdot (T_s - T_i) + T_i \end{aligned} \quad (19)$$

In the above equations, we need input some fixed parameters that can be measured experimentally, such as, the optical parameters of textile (τ_f , ρ_i , ρ_o , ϵ_i , ϵ_o , ϵ_e , and ϵ_s), and the thermal conductance of textile (G_f). Then, we can obtain the comfortable environmental temperature (T_e) of textiles with different optical and conductive properties from the simultaneous Eq. (14)-Eq. (19). The heat transfer model provides the inspiration for the design of advanced thermoregulatory textiles.

Importantly, different design principles of cooling, warming and dual-mode textiles are basis of modulating the heat transfer ways between human body and external environment, as shown in Fig. 3. Meanwhile, we focus on elaborating physical quantities to tailor the heat transfer pathways with considering thermal emittance/absorptance, reflectance and trans-

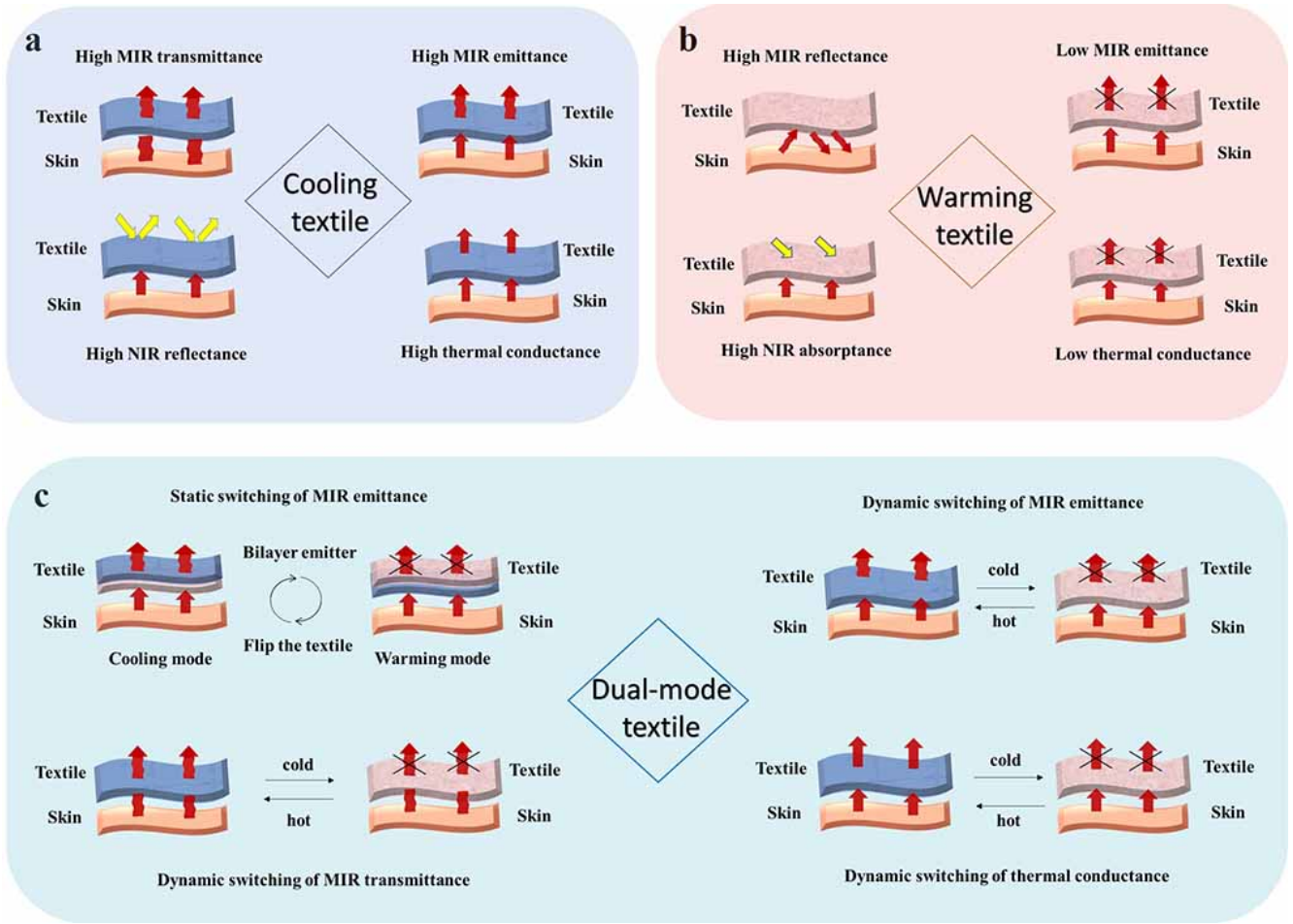


FIG. 3. Different design principles of (a) cooling textiles, (b) warming textiles and (c) dual-mode textiles in the current studies based on modulating the heat transfer ways between human body and external environment. Cooling textiles (a) that accelerate the heat dissipation can be designed by enhancing the MIR transmittance, emittance, NIR reflectance, and thermal conductance of textiles. Correspondingly, warming textiles (b) that inhibit the heat loss can be achieved through improving the MIR reflectance, NIR absorbance and reducing the MIR emittance, thermal conductance of textiles. Currently, dual-mode textiles (c) switching between cooling and warming are divided into statically dual-mode ones and dynamically dual-mode ones. Embedding the bilayer emitter with different emittances into the textiles can switch the cooling and warming modes statically by flipping the textiles. Dynamically dual-mode textiles can switch the heat transfer of the skin based on the variable environment, which are developed via regulating the MIR emittance, transmittance, and thermal conductance of textiles.

mittance in NIR and MIR, and thermal conductance in conduction and convection.

Cooling textiles in Fig. 3a that accelerate the heat dissipation can be designed by enhancing the MIR transmittance, emittance, NIR reflectance, and thermal conductance of textiles, corresponding to Section III A, III B, III C and III D. Warming textiles in Fig. 3b that inhibit the heat loss can be achieved through improving the MIR reflectance, NIR absorbance and reducing the MIR emittance, thermal conductance of textiles, corresponding to Section IV A, IV B, IV C and IV D. Meanwhile, dual-mode textiles in Fig. 3c switching between cooling and warming are divided into statically dual-mode one and dynamically dual-mode one. Embedding the bilayer emitter with different emittance into the textile can switch the cooling and warming mode statically by flipping the textile in Section V A. Dynamically dual-mode textile can switch the heat transfer of the skin based on the changeable en-

vironment, which is developed via regulating the MIR emittance, transmittance, and thermal conductance of textile corresponding to Section V B, V C and V D.

III. COOLING TEXTILES BY REGULATING THERMAL RADIATION AND CONDUCTION

In recent years, the heat stress has brought health threat to the majority of people. To alleviate the thermal discomfort caused by heat waves, the refrigeration equipments are used to provide indoor cooling, which consumes a large amount of energy around the world annually. However, these equipments are low-efficiency temperature-regulating technology due to the waste of numerous resources in some inanimate objects. At present, the cooling textile has been regarded as a promising technology because it emits the excess body heat

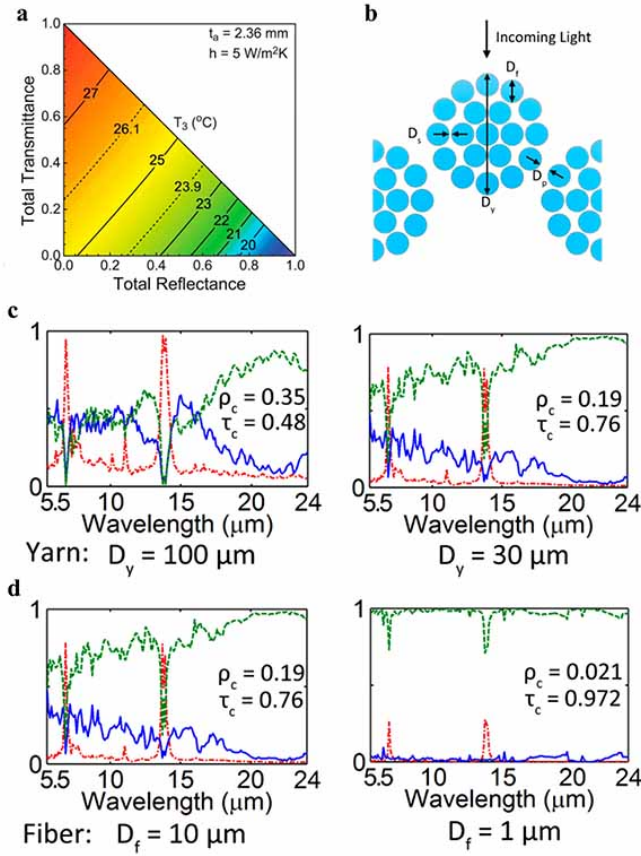


FIG. 4. Cooling textile designed by infrared-transparent visible-opaque fabric (ITVOF). (a) Calculated contour maps of the maximum ambient temperature without sacrificing thermal comfort as a function of the total IR transmittance and reflectance of textile in the conditions of the air convective heat transfer coefficient ($h=3$ W/m²K) and gap thickness ($t_a=2.36$ mm). (b) A numerical finite-element simulation model was used to study the effect of polyethylene fabric structure on the IR optical properties. In these simulations, these yarns were represented as parallel circular arrays. Incident light was set to be at normal incidence. Specific input parameters D_y , D_f , D_s , and D_p represent the yarn diameter, the fiber diameter, the fiber separation distance and the yarn separation distance, respectively. (c) Numerically simulates the effect of reducing the size of the yarn on the MIR optical properties of fabric at a fixed fiber diameter ($D_f=10$ μm). (d) Assess the impact of decreasing the size of the fiber on the IR optical properties of fabric at a fixed yarn diameter ($D_y=30$ μm). The red, blue, and green curves show the simulated absorptance, reflectance, and transmittance for the fabric with specific structure.²⁹

to surroundings based on regulating the innate ability of the body. As a result, many cooling textiles have been proposed to overcome the adversity. In the following, few different methods of developing the cooling textile through enhancing the MIR transmittance, NIR reflectance and thermal conductance of textiles will be summarized (Fig. 3a).

A. Enhancing the MIR transmittance

According to the one-dimensional steady-state-human heat transfer model mentioned in the Section II C, textiles can block the direct radiation heat transfer of the body. Traditional textiles, such as cotton, wool and polyester, are invisible to electromagnetic waves in the MIR band. As the chemical bonds of C-O, C-N, S-O and C-H contained in the chemical structure of traditional textiles exist in some vibration modes, it produces several absorption peaks in the same area as the peak of human thermal radiation causing the strong absorption of human body radiation⁷. It is easy to accumulate heat around the body causing thermal discomfort in a hot environment. To relieve the heat stress of the body in high temperature conditions, researchers devote to designing a novel type of textiles with high thermal radiation transparency²⁹. In fact, the development of MIR transparent textile will be the best choices of the perfect emitter of human body ($\epsilon = 0.98$)¹⁵, which obtains the best heat dissipation effect.

For this purpose, Tong et al introduced the conceptual framework of the infrared-transparent visible-opaque fabric (ITVOF) that utilizes the heat dissipation of thermal radiation emitted via the body into the environment directly to achieve cooling²⁹. In this work, the heat transfer model (Section II C) was used to explore the requirement of IR optical properties of the ITVOF with the better cooling effect. The ITVOF presented a minimum infrared transmittance of 0.644 and a maximum infrared reflectance of 0.2 extending the range of thermal comfort from 23.9 to 26.1 °C. Calculated results also indicate that personal cooling textile can be achieved by maximizing MIR transmittance and minimizing MIR reflectance even under the more insulating textiles with a higher air gap ($t_a=2.36$ mm), as shown in Fig. 4a. Additionally, optimizing the diameters of both the fiber and yarn is also regarded as an effective method for enhancing the infrared transmittance of fabric (Fig. 4b-d).

As above mentioned in the cooling textile, Cui's group has made a considerable progress experimentally. In 2016, they designed a nanoPE film with high infrared transmittance, but it was opaque to visible light (Fig. 5a) to enhance human thermal comfort in hot conditions³⁰. The electromagnetic wave radiated by the body can efficiently radiate heat into the environment through textiles. Moreover, nanoPE film is invisible to the human eye due to the fact that the size of the holes (50-1000 nm) embedded in the nanoPE is exactly the same as the wavelength of visible light (400-700 nm), resulting in Mie scattering (Fig. 5b). Although the size of these holes is comparable to the wavelength of visible light, its size (7000-15000 nm) is much smaller than the MIR wavelength. Therefore, the nanoPE film still has high infrared transmittance and little impact on human body heat dissipation (Fig. 5c). The simulation results using rigorous coupled-wave analysis (RCWA) shows that the transmittance of the material is more than 90% in the wave band larger than 2 μm (Fig. 5d). In visible wavelengths, however, there is a very low specular transmittance (the lower the specular transmittance, the higher the opaque)³¹. In a thermal experiment, nanoPE film, traditional cotton textiles and excellent non-woven fabrics Tyvek increase skin surface tem-

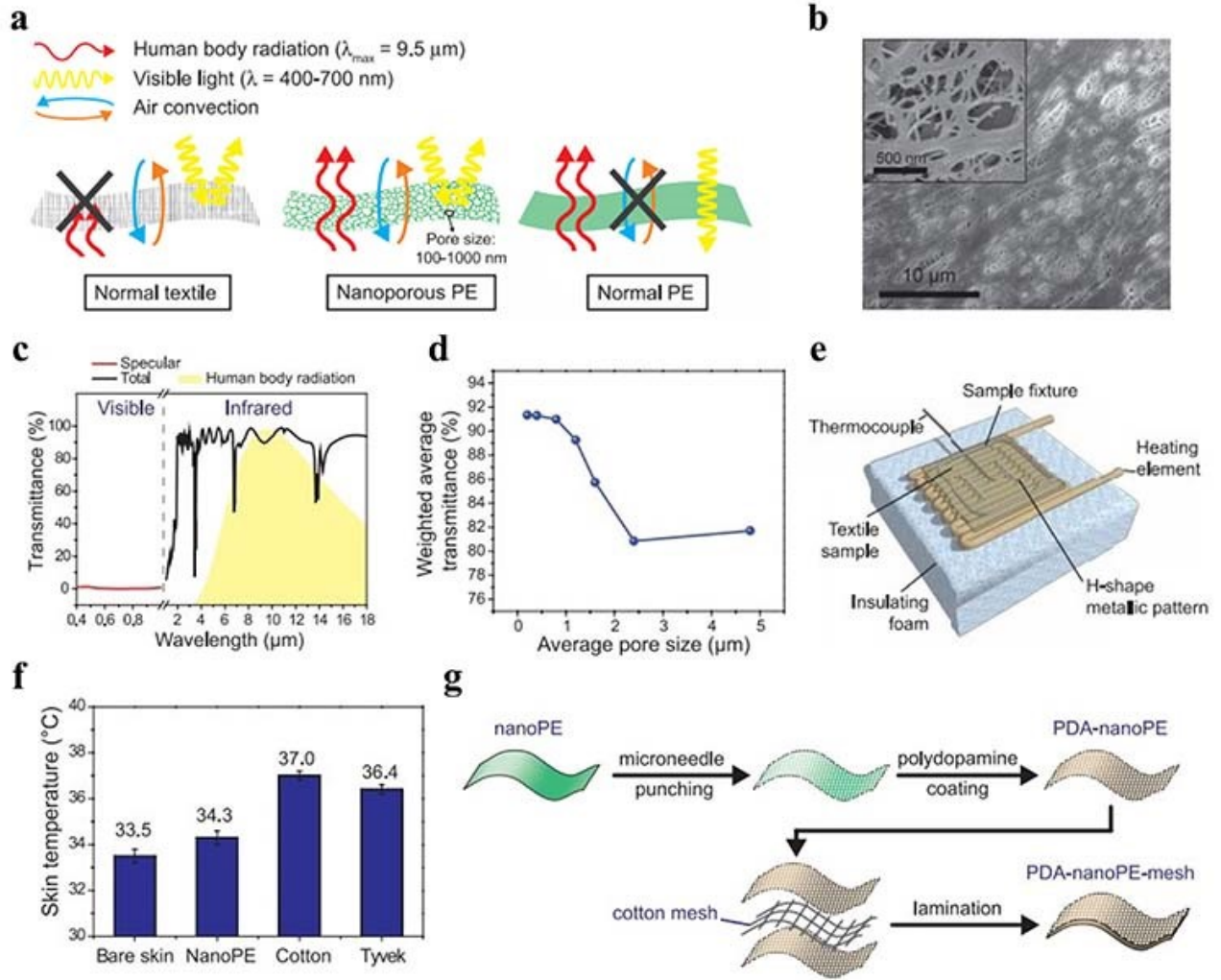


FIG. 5. Cooling textile with nanoporous polyethylene (nanoPE) film. (a) Schematics depict the comparison of the body heat dissipation and air permeability of skin covered with normal textile, nanoPE, and normal PE, respectively. (b) The SEM image of nanoPE film shows its small hole diameter that falls within the range of 50-1000 nm. (c) Simulated transmittance spectra of nanoPE in the visible and infrared wavelengths. (d) Simulated weighted average transmittance of the nanoPE with different pore sizes based on human body radiation. (e) Schematic of the experimental measurement set-up. (f) Measured the simulational skin temperature for bare skin and skin covered with nanoPE, cotton, and Tyvek respectively. (g) Schematic illustration of the fabrication process of PDA-nanoPE-mesh.³⁰

perature by 0.8, 3.5 and 2.9 $^{\circ}C$, respectively, which indicates that nanoPE film does possess excellent heat dissipation performance (Fig. 5e-f).

Although the nanoPE film presents a good heat dissipation performance, there still exists some close-fitting wear properties that are not suitable for human body. For example, nanoPE film is pretty electronegative while our body has a strong electronegativity, which easily causes electric contact under the condition of the skin friction with clothings³². Peng et al. improved this design by adopting a mass-produced fiber extrusion technology that firstly squeezed the nanoPE into fibers obtaining the knitted/woven fabrics³³. The nanoporous polyethylene woven fabric (nanoPE fabric) greatly improves the wearing comfort compared with the nanoPE film, which is attributed to the knitted/woven structure. Fortunately, the

nanoPE fabric still maintains an excellent optical property, further accelerating the commercialization of textiles based on the preparation of nanoPE materials.

Infrared-transparent textiles have held great promise for regulating the heat dissipation of human body, but the colored cooling textiles without compromising the infrared properties remain the major challenge in the commercialization process. This is due to the fact that the chemical bonds of traditional organic dye molecules intensely absorb human body radiation. Fortunately, cai et al. proposed firstly an infrared-transparent textile whose coloration can be adjusted by controlling the diameters of inorganic nanoparticles based on the Mie resonance responses³⁷. The colored textile demonstrated the high MIR transmittance of 0.8 and the excellent cooling effect of 1.6-1.8 $^{\circ}C$, which provides an important step toward the prac-

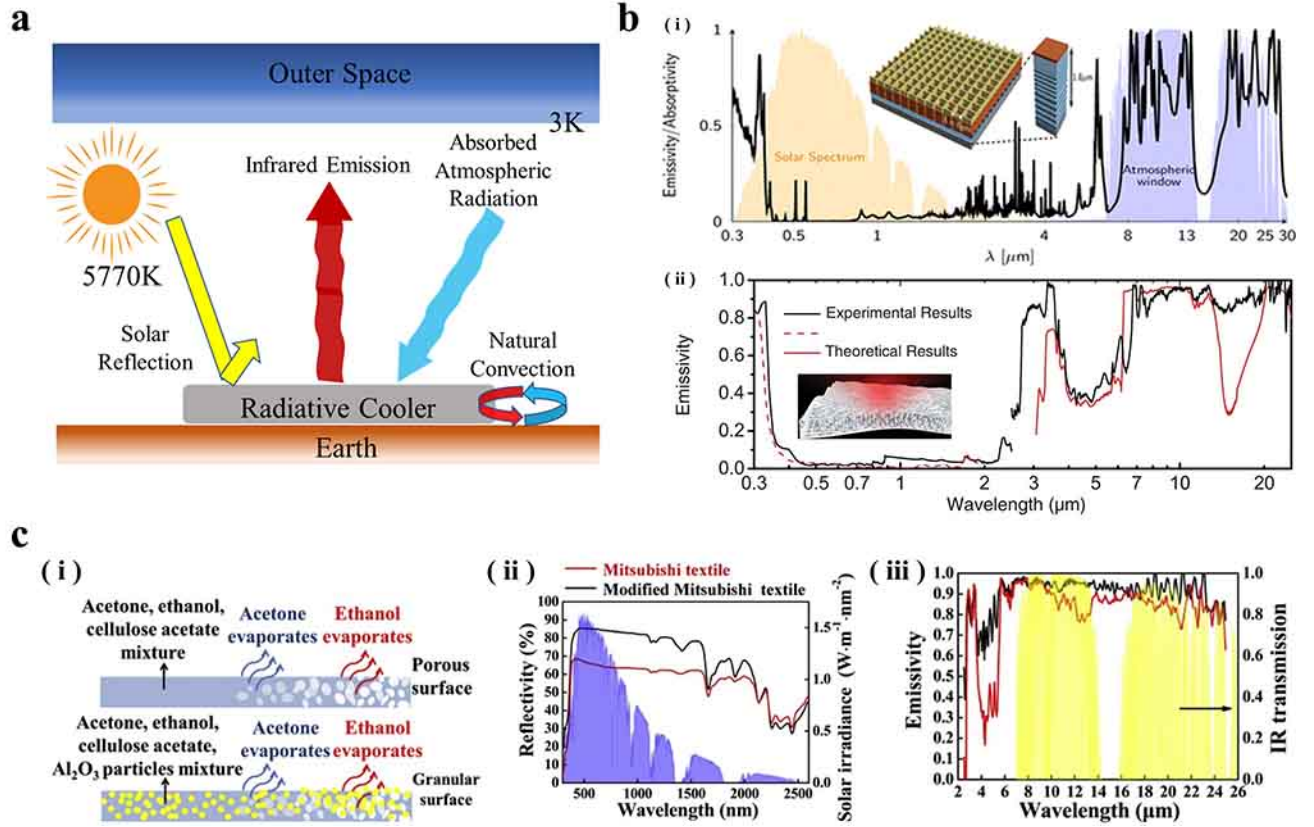


FIG. 6. The novel idea of cooling textiles inspired by the concept of radiative cooling. (a) Principles of radiative cooling. (b) Different design ideas of the daytime radiative cooling device. (i) Radiative cooler with multi-layered periodic hole array micro-structure³⁴. (ii) The radiative cooling film is achieved by embedding SiO_2 microspheres in the polymer film³⁵. (c) The Al_2O_3 -cellulose acetate coated textile for accelerating the heat dissipation of the human body³⁶. (i) Schematic illustration of the phase inversion process of the coating of cooling textile. Measured the NIR reflectance (ii) and MIR emittance (iii) of cooling textile.

tical applications of advanced textiles.

B. Enhancing the MIR emittance

The objects can emit heat via thermal radiation and those with higher temperature have a stronger emissive power. Consequently, the objects at the Earth's surface can transfer heat to the outer space through the transparency window due to the large temperature difference between the object (above 300 K) and outer space (3 K). The surface temperature of objects can be cooled that is the passive radiative cooling effect. In fact, radiative cooling is a general phenomenon in our life. Such as the formation of dew or frost is a typical representation of radiative cooling progress. Notably, the phenomenon can achieve the cooling effect without inputting any external energy. Thus, numerous researchers devoted many efforts into the applied research of radiative cooling. As shown in Fig. 6a, the MIR emittance of cooler need to be improved as much as possible to maximize the cooling effect of cooler, which enables much radiative heat to release into the outer space through the transparency window. Importantly, the obtained energy of cooler from other pathways should be mini-

mized. One of the typical external energy inputs is solar energy, causing the temperature rise of cooler surface. Therefore, the cooler should also enhance the NIR reflectance to reduce the input of solar energy.

Nighttime radiative cooling devices have been widely studied decades ago^{38–52}. These nighttime radiative coolers usually consist primarily of some natural or synthetic materials, like paints^{38–45}, polymer films^{46,47}, SiO films^{48–52} and other composite materials^{52,53}. Although these devices demonstrate a relatively high MIR emittance in the transparency window, they lack the ability of reflected sunlight that can not achieve an obvious cooling effect in daylight. Meanwhile, the real cooling requirement is usually generated during the daytime. To achieve daytime radiative cooling, we need to develop the spectrally selective materials with high MIR emittance and NIR reflectance. However, the unique materials have not been discovered in nature yet. With the development of the thermal radiation theory of nanomaterials and nanostructures into free space, daytime radiative coolers have made an important progress in recent years^{12,54}. In 2013, Fan and coworkers theoretically designed a photonic crystal with the spectrally selective property, which achieved firstly the concept of daytime radiative cooling³⁴. The photonic crystal is composed

of multi-layered micro-structure with periodic hole arrays obtaining the spectrally selective property. In consideration of the complex preparation of surface microstructures, Fan et al. further developed the simplified photonic crystal composed of silver film, alternating HfO_2 and SiO_2 nano-layers in 2014 (Fig. 6b(i))⁵⁵. Above mentioned photonic crystal enables the better spectrally selective ability and also achieves the remarkable cooling effect. But these coolers are hard to realize large-scale applications in real life due to the processing difficulty and cost issues. To solve this issue, Yin et al. proposed a scalable-manufactured cooling film by embedding SiO_2 microspheres in a polymeric matrix in 2017 (Fig. 6b(ii))⁵⁵. Zhu et al. fabricated a hierarchically nanofibre-based film with the selective properties that achieving the high reflectance in the solar spectrum by controlling the diameters of the nanofibres, which also provide a novel method for enabling the large-scale applications of all-day radiative cooler⁵⁶. Moreover, Li et al. demonstrated a cooling wood with a high practical value using the unique spectral features of the cellulose nanofibers in 2019⁵⁷.

Intriguingly, as shown in Fig. 1b, most of the human thermal radiation wavelengths fall within the atmospheric transmission window. Hence, the concept of radiative cooling has the potential of applying to design the cooling textile, according to the heat transfer mechanism of cooling textile (Fig. 3a). Liu et al. made use of the above concept to design the cooling textile by coating Al_2O_3 dispersed-cellulose acetate with cotton (Fig. 6c)³⁶. It is important for cellulose acetate to accelerate the radiative heat transfer with the high MIR emittance. In order to explore more novel cooling textiles through enhancing the MIR emittance based on the radiative cooling principle, we still shoulder heavy responsibilities.

C. Enhancing the NIR reflectance

The aforementioned cooling textiles that improves the body's radiation heat dissipation is beneficial for indoor sedentary workers to relieve thermal comfort caused by the high temperature. However, outdoor activities are also an indispensable part in our daily life. For the heat source of the body, not only is it from its own metabolic heat, but also it absorbs the heat from the sun when human do outdoor activities (Fig. 1a). In summer, people who engage in outdoor activities are more likely to suffer from heat stress^{58,59}. In contrast with indoor sedentary workers, the absorption of solar heat energy has a significant influence on human thermal comfort.

Solar heat energy is mainly generated in the NIR (700-1100 nm)⁶². Most of the solar energy absorbed by human body results in the higher body temperature, causing the decrease of human thermal comfort. Thus, minimizing the absorption of solar energy to the human body plays a significant role in improving human thermal comfort (Fig. 3a). Recently, a promising method applying the NIR reflective materials in textiles has been proposed to achieve outdoor cooling textiles. Specifically, NIR reflective materials can be classified as inorganic materials, organic materials and metallic materials, etc²⁰. Among the large number of NIR reflective materials, in-

organic materials have been extensively studied because they exhibit excellent weatherability, heat stability and chemical inertness⁶³. One of the inorganic materials is rutile titanium dioxide that has a high NIR solar reflectance of about 87.0% due to its high refractive index. As a consequence, researchers proposed a novel cooling textile by coating the TiO_2 nanoparticles with the cotton fabric⁶⁴.

Notably, both the particle size and refractive index are two major factors affecting the NIR reflectance of TiO_2 particles^{62,65}. According to Fresnel's rules, TiO_2 particles are sized at 1/3 to 1/2 of the incident radiation wavelength (350-550 nm) that is to be reflected, which obtains the maximum NIR reflect efficiency^{63,66,67}. Meanwhile, the NIR reflectance of TiO_2 particles is also related to the value of refractive index. TiO_2 is mainly composed of rutile and anatase with the refractive index of 2.73 and 2.55, respectively⁶⁸. Thus, it is possible to increase the reflection efficiency of TiO_2 based on the phase transformation to rutile. Recently, Yau et al. studied the UV-vis-NIR reflectance of TiO_2 particles with different sizes and crystalline phases²⁰. These results stated that the refractive index and particle diameter have a combined effect on the NIR reflectance of the TiO_2 powder. The highest solar reflectance occurred in the TiO_2 sample with an anatase: rutile ratio of 35:65 and a particle diameter of 563 nm.

In addition to the above methods, the multilayers consisting of high and low refractive index materials have been proposed to improve the NIR reflectance^{60,70-72}. Mennig et al. prepared multilayer NIR reflective coatings with the reflectance of almost 72% via coating six quarter wave thick layers using SiO_2 and TiO_2 nanoparticles of 10 and 4 nm diameters, respectively⁷¹. In addition, Liu et al. further tested the reflection spectra of the multilayer $\text{TiO}_2/\text{SiO}_2$ film, indicating that the reflectance of the fabric with multilayer film was higher than that of the monolayer film⁶⁰ (Fig. 7b). Moreover, they also indicated that the size of the component particles and the thickness of the deposited layers have an essential effect on the NIR reflectance. Agrawal et al. explored the TiO_2 - SiO_2 Janus particle combining with the above two methods for enhancing the NIR reflectance (Fig. 7a)²². Compared with TiO_2 particles treated cotton fabric, TiO_2 - SiO_2 Janus particles treated cotton fabric shows remarkable high NIR reflectance (79% at 1000 nm). The Janus particles exhibits significantly higher NIR reflectance because it has two different refractive index materials, which may be similar to multilayered coatings. The unique structure makes the reflection take place from multiple boundaries.

To prevent the human from the outdoor heat stress, we not only reduce the absorption of solar heat energy, but also improve the radiative heat dissipation. This requires textile with a good spectral selectivity in the visible and mid-infrared bands. However, the shortage of materials with strict spectral selectivity presents a challenge for the development of outdoor cooling textiles. Cai et al. demonstrated for the first time a nanocomposite textile that reflects 90% of sunlight and simultaneously transmits a large amount of human thermal radiation⁶¹. They proposed to embed zinc oxide nanoparticles into nanoPE (ZnO-PE) to obtain a novel composite material with selective spectral response by combining the intrinsic

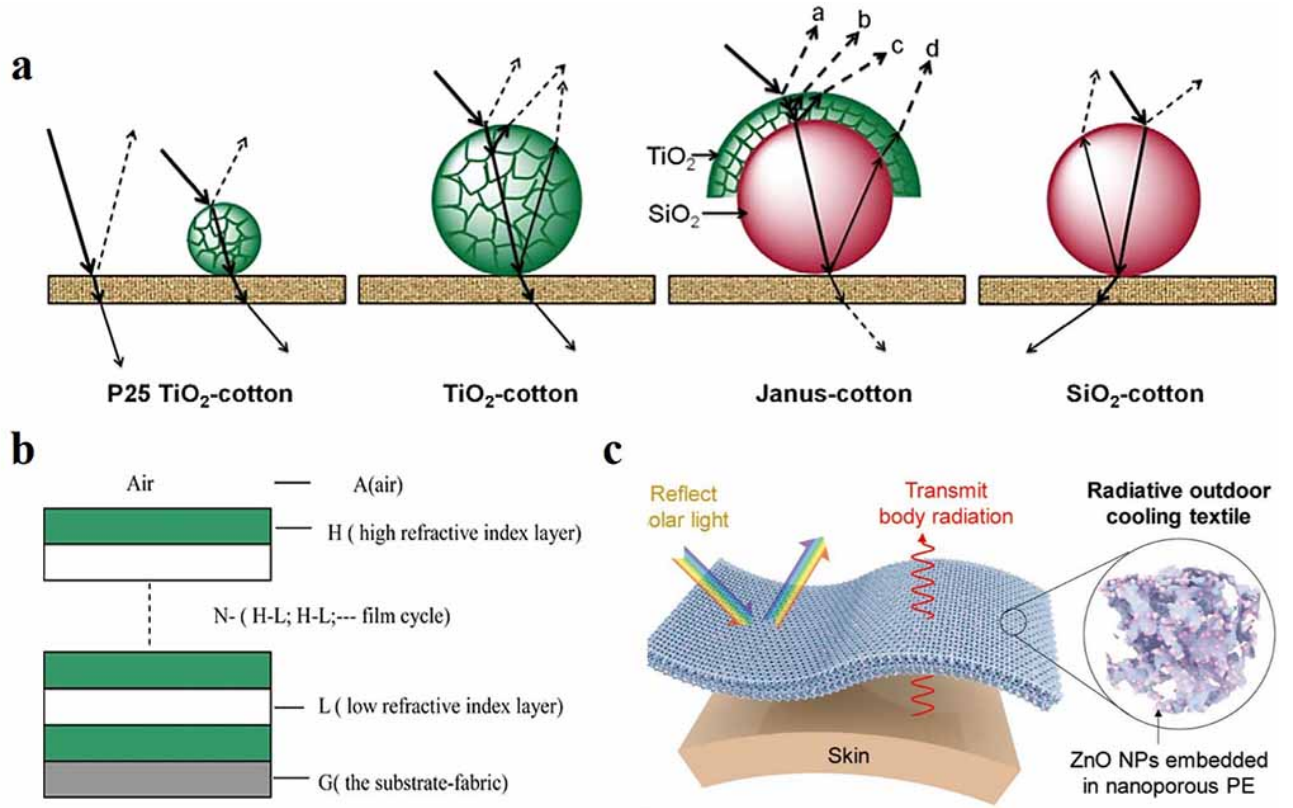


FIG. 7. Outdoor cooling textiles with different NIR reflective materials. (a) The different reflection mechanisms of P25 TiO₂-cotton, TiO₂-cotton, TiO₂-SiO₂-cotton and SiO₂-cotton, respectively²². (b) A structure diagram of the multi-layer film with high NIR reflectance. The system with different reflective index is coated with the cotton alternatively⁶⁰. (c) An outdoor cooling textile is obtained by embedding the inorganic nanoparticles (ZnO) into the nanoPE⁶¹.

sic material properties and photonic engineering techniques. (Fig. 7c). In typical outdoor environments (peak solar irradiance over 900 W/m^2), the composite material could reduce the simulated skin surface temperature by about 10°C compared with traditional cotton fabrics. Although the nanoPE has a high infrared transmittance, its relatively weak ability to reflect sunlight (refractive index is about 1.5), which is insufficient to meet the outdoor human thermal comfort⁷⁶. Typical inorganic solid nano-ZnO particles improved the refractive index of textile ($n=2$)⁷⁷, without sacrificing the radiation heat dissipation due to their poor electromagnetic wave absorption from visible to MIR band ($400 \text{ nm}-16 \mu\text{m}$)^{78,79}. The combination of ZnO nanoparticles and nanoPE is exactly what satisfies the requirements of strict spectral selectivity.

D. Enhancing the thermal conductance

As mentioned above, most researchers are paying attention closely to design textiles that regulate body radiation to enhance human thermal comfort. However, there are few studies on adjusting the thermal conductance of textiles to regulate the human body heat transfer. As we know, for the three main forms of heat transfer, heat exchange with the outside environment through heat conduction is as important as the other two

methods. Especially, heat conduction plays a dominant role in the heat exchange systems between the skin and clothes. On the basis of Eq. (19), the thermal conductance of textile (G_f) exerts an indispensable influence on the inner and outer surface temperature of textile. Thus, the development of textiles with high thermal conductance is also promising for relieving human heat stress in indoor environments. Nevertheless, traditional textiles often have low thermal conductance, which seriously hinders the release of excess heat around the body into the environment. For example, common textiles such as cotton, wool and nylon have lower thermal conductivity (0.07 , 0.05 and 0.25 W/mK , respectively)^{80,81}. Most of our daily textiles are porous, and air will be trapped in the pores of the clothes, which will decrease the overall thermal conductance of the textiles. The easiest way to solve this problem is to block these pores with the dense material, but these will greatly reduce the air permeability of the garment.

Hence, many researches have done on improving the thermal performance of cotton textiles, most of which focus on adjusting the thickness, porosity, air permeability, and perspiration of cotton textiles⁸²⁻⁸⁴. Improving the heat dissipation of cotton fabrics using high thermal conductance materials has been reported in recent years. In 2017, Hu et al. prepared a novel fiber by using a fast and scalable three-dimensional (3D) printing method based on highly aligned boron nitride

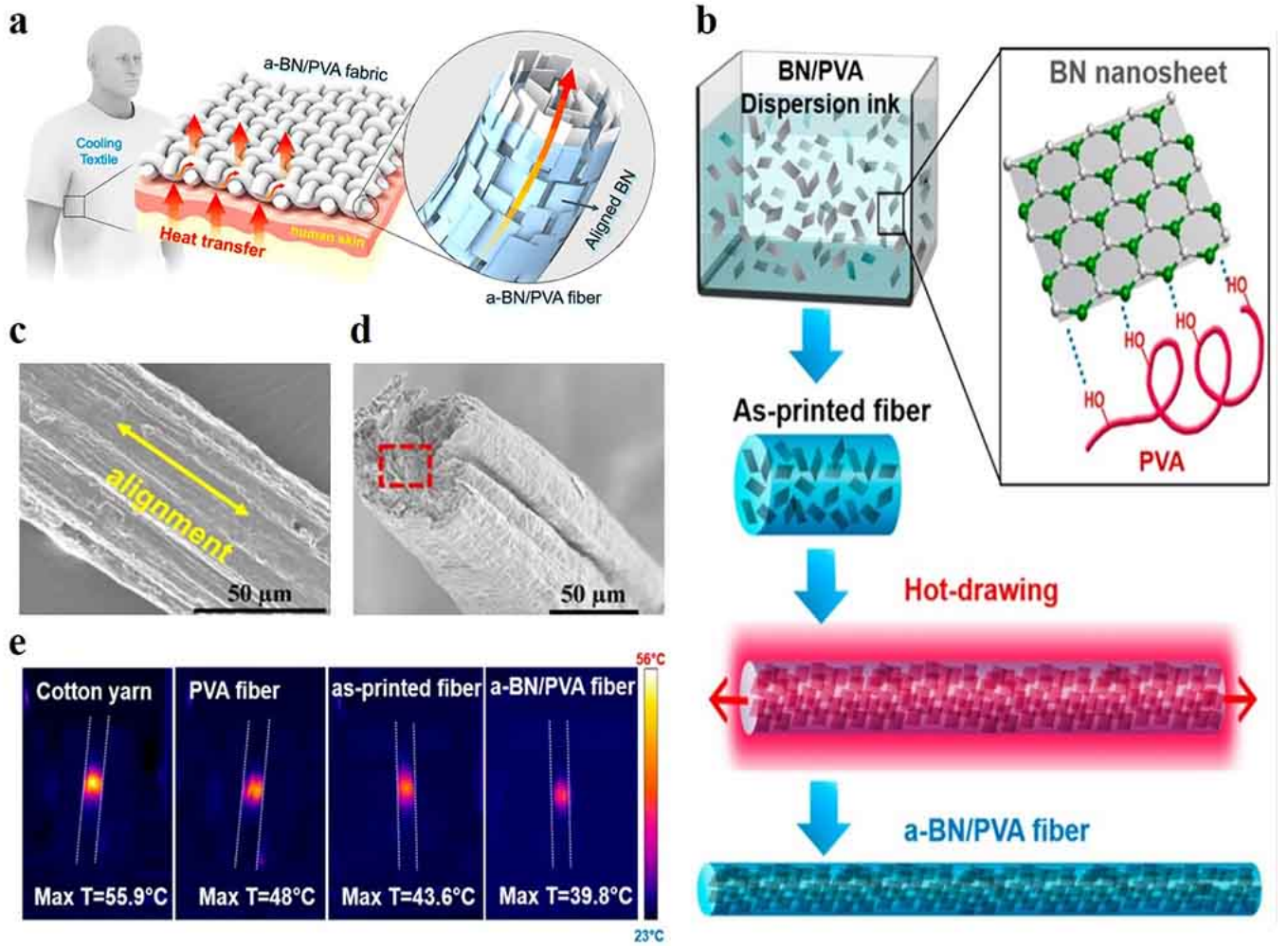


FIG. 8. Cooling textile is composed of aligned highly boron nitride/poly vinyl alcohol (a-BN/PVA) composite fibers fabricated by the simple three-dimensional printing technology. (a) Schematic illustration of the cooling textile consisting of thermally conductive a-BN/PVA fibers. (b) A schematic diagram of the specific fabrication process of a-BN/PVA composite fiber. (c), (d) SEM images of the a-BN/PVA fiber. (e) Exploring the heat conduction characters of cotton, PVA, as-printed BN/PVA without BNNS alignment and a-BN/PVA fibers with the same diameter by a laser-IR camera system.⁶⁹

(BN)/polyvinyl alcohol (PVA) with high thermal conductance (Fig. 8a)⁶⁹. BN has been considered as an effective material in thermal regulation applications due to its excellent thermal conductance yet electrical insulation. The two dimensional BN nanosheets (BNNSs) have a planar thermal conductivity of up to 2000 W/mK, indicating that they have a better thermal management ability of in the system^{85,86}. In this design, the composite fiber with highly oriented BNNSs provided a large number of heat transfer channels for the body heat dissipation (Fig. 8b-d), effectively improving the heat dissipation of the textile. A laser-infrared camera system is used to investigate the heat transfer performance of different fiber samples with the same diameter. Experimental results show that a-BN /PVA composite fiber does have excellent thermal conductance, which can transfer heat quickly and reduce its temperature (Fig. 8e).

Up to now, researchers have made some new progress using

the ideal heat conductance of BN. Such as Fu and coworkers added high content of edge-selective BNNSs to a biodegradable cellulose/alkaline/urea aqueous solution achieving a high axial thermal conductivity of 2.9 W/mK⁸⁷. Strikingly, the BNNS also were enriched in the hydrophobic fluorinated polyurethane to construct the moisture-permeable, superhydrophobic, and cooling fabrics using the simple electrospinning technique (Fig. 9a)⁷³. Although these textiles have achieved excellent thermal conductivities based on BNNS, these materials can not limit high temperatures^{69,88}, which will bear their further applications in an extremely high temperature environment. As a result, Wang et al proposed firstly a high temperature thermally conductive textile based on functional BN nanosheets and PI nanocomposite fibers. They found that the nanocomposite textile revealed a high thermal conductivity of 13.1 W/mK at 300 °C (Fig. 9b)⁷⁴. Besides, carbon nanotubes have been widely used in thermal manage-

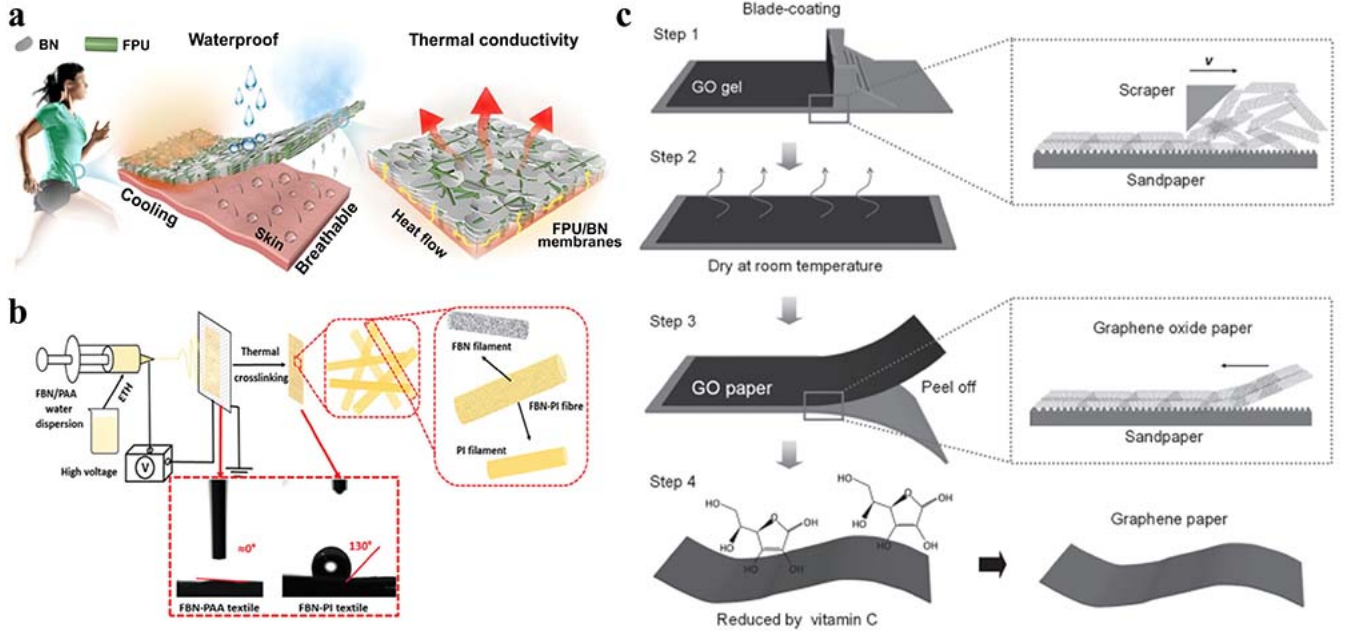


FIG. 9. Cooling textiles with different excellent heat conductance materials. (a) Schematic of the multifunctional textile comprised of fluorinated polyurethane (FPU)-BN nanosheets with thermoconductive, moisture-permeable, and superhydrophobic⁷³. (b) The cooling textile is composed of functional boron nitride (FBN)-polyimide (PI) fiber fabricated by the electrospinning technology⁷⁴. (c) The preparation process of the graphene papers with high thermal conductance⁷⁵.

ment systems due to their unique thermal properties. For example, typical thermal conductivities of single-walled and multi-walled carbon nanotubes are measured as high as 3000-3500 W/mK and 500-2800 W/mK at room temperature⁸⁹. Thus, Abbas et al. coated carbon nanotubes into cotton textiles to improve the thermal conductance of cotton fabrics⁹⁰. The thermal conductance of the coated cotton increases with the increase of the carbon nanotube content in the coating. The thermal conductance of textile coated with 11% multi-walled carbon nanotube coating on cotton fabric can be increased by 78% compared with untreated cotton. Moreover, Guo also designed a textile with personal thermal regulation based on the high out-of-plane thermal conductance of the graphene paper (Fig. 9c)⁷⁵.

At the same time, by strengthening thermal convection and sweat evaporation can also help improve the thermal conductance of textile. Specifically, strengthening thermal convection is equivalent to improving the effective thermal conductance between the skin and the environment to cool down the human body, which is shown in Section II C in details. For example, Zhao et al. designed the ventilated garment consisted of a short sleeve jacket and two ventilation units, and each ventilation unit was a small fan in experiment⁹¹. Meanwhile, some works strengthened the cooling mechanism of sweat evaporation by designing the wicking performance of textiles⁹²⁻⁹⁴. Intriguingly, Cui et al. proposed a novel integrated cooling textiles combining thermal conduction with sweat evaporation⁹⁵. The ingenious design accelerated the heat transfer rate that satisfies the thermal comfort of human in high humidity circumstance by improving the effective ther-

mal conductance of textile.

IV. WARMING TEXTILES BY MODULATING THERMAL RADIATION AND CONDUCTION

Compared with the cooling textiles used in hot weather, warming textiles maintain comfortable body temperature in cold conditions. Indeed, we have to heat indoor space to maintain human thermal comfort using air conditioner and heater in the cold winter, which will inevitably consume much energy. Further, studies have shown that the annual energy consumption for indoor heating accounts for 22.5% of building energy and it has exceeded the energy for indoor cooling (14.8%)⁹⁶. To reduce the energy consumption of indoor heating, scientists paid closely attention to study functional materials with high reflectance and low emittance⁹⁷⁻¹⁰⁰. However, there are still a large portion of resources wasted to maintain the temperature of empty space and inanimate objects. According to the Fig. 3b, warming textiles effectively overcome these limitations as they can regulate the personal microclimate of the human body.

A. Increasing the MIR reflectance

At present, there are several warming textiles using metals with high MIR reflectance in the field of textiles. Namely, we can improve the MIR reflectance (ρ_i) of inner surface of textile, as shown in Eq. (14) and (15). However, these warm-

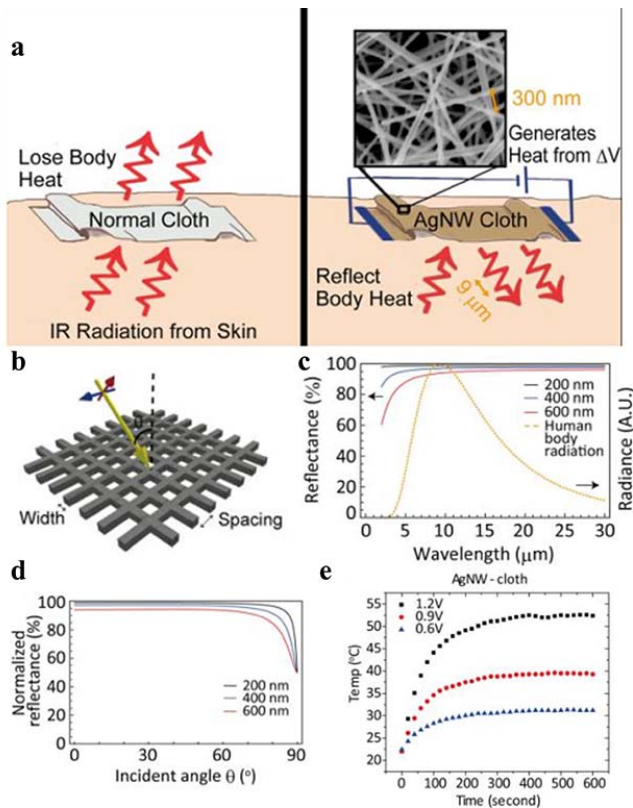


FIG. 10. Warming textile with metallic silver nanowires (AgNW). (a) Schematics illustrate the comparison of the heat transfer mechanism between normal cloth and AgNW-cloth. The AgNW-cloth provides extra heat for body through applying with voltage. (b) A diagram of the simulational model used to describe the IR reflectance of a metallic AgNW network. (c) The comparison of calculated IR reflectance spectral of AgNW network with the space of 200, 400, and 600 nm at an abnormal incidence, respectively. Yellow dotted line represents the human body IR radiation spectrum. (d) Calculated IR normalized reflectance spectra of AgNW network with the space of 200, 400 and 600 nm based on the body thermal radiation from normal incidence to horizontal incidence. (e) The temperature change of AgNW-cloth versus time after inputting different voltage.¹⁰³

ing textiles have some shortcomings. For instance, the space blanket consists of a plastic sheet (e.g., polyethylene terephthalate) overlaid with a thin continuous layer of metal (e.g., aluminum) that lacks breathability, making it uncomfortable for daily wear¹⁰¹. The Omni-Heat technology, a commercial technology in recent years, which prints the metallic dots onto the inside of garments to reflect human thermal radiation, has low reflectance actually¹⁰². Therefore, researchers devote themselves to developing some warming textiles with high warming performance and wearability.

Hsu et al. demonstrated a novel warming textile to achieve this goal by coating with metallic silver nanowires on the cotton¹⁰³. Fig. 10a illustrates the effective mechanism of personal thermal management with the metallic silver nanowires textile. The normal cloth provides little radiative insulation due to its relatively high emittance. However, novel textile after coating the metallic silver nanowires forms a metallic con-

ducting network reflecting effectively the majority of human body radiation. The spacing between nanowires networks is almost between 200 and 300 nm that is far less than the human body thermal radiation wavelength. Thus, the textile with metallic nanowires seems to be a continuous metal film with high reflectance. Moreover, the spacing of the nanowires network is much larger than the water molecule, which can enhance the water vapor permeability. Specifically, researchers also proposed a simplified model to simulate the metallic silver nanowires network and studied its MIR optical properties (Fig. 10b). As shown in Fig. 10c, the reflectances of the metallic silver nanowires networks with different spacings are all high reflectance in the human body radiation spectrum, assuming normal incidence. Besides, the metallic nanowires conducting network also achieved the active warming body by using Joule heating (Fig. 10d-e). Notably, the metallic silver nanowires textile was heating up to 38 $^\circ\text{C}$ through only inputting 0.9 V voltage.

Although the silver nanowire-embedded textile successfully provides thermal insulating capability without sacrificing the breathability, the commercialized applications of silver nanowires are difficult due to its extremely high cost. On the contrary, copper is relatively cheaper and still has only 6% lower conductance than silver. Hence, Hazarika et al. fabricated a Woven Kevlar fiber (WKF) by directly growing vertical copper-nickel (Cu-Ni) nanowires (NWs) on the WKF surface (Fig. 11a)¹⁰⁴. In this design, Cu-Ni NWs with a tunable Ni layer on Cu core NWs greatly enhance the oxidation resistance of the Cu NWs. In short, the usage of metal nanowires is a promising method for fabricating the textiles with personal thermal regulation. Meanwhile, the preparative process of metal nanowires is pretty complicated, which adversely affects mass production.

As a consequence, researchers demonstrated some warming textiles using simple technical operations. Yue et al. designed the Ag nanoparticles infrared radiation reflection coating with high infrared reflectance by anchoring the sphere-like Ag nanoparticles on the surface of waste paper cellulose fibers. The reflection coating also provides an excellent antibacterial activity due to the existence of Ag-NPs (Fig. 11b)¹⁰⁵. Similarly, Zhou et al. showed a multifunctional copper coated melamine sponge (Cu-MES) with high infrared reflectance, excellent conductance, as well as high self-cleaning performance by depositing the copper nanoparticles on the melamine sponge surfaces for personal thermal management applications (Fig. 11c)¹⁰⁶. Besides, Liu et al. fabricated a multifunctional cloth based on a normal cotton textile, which is designed by depositing a metallic film on the nanoporous structure on one side and adding a hydrophobic coating (Fig. 11d). The multifunctional cloth guarantees the high MIR reflectance without sacrificing breathability and flexibility. More significantly, it also has other desired properties including waterproofness, antibacterial activity, and the ability to generate Joule heat¹⁰⁷.

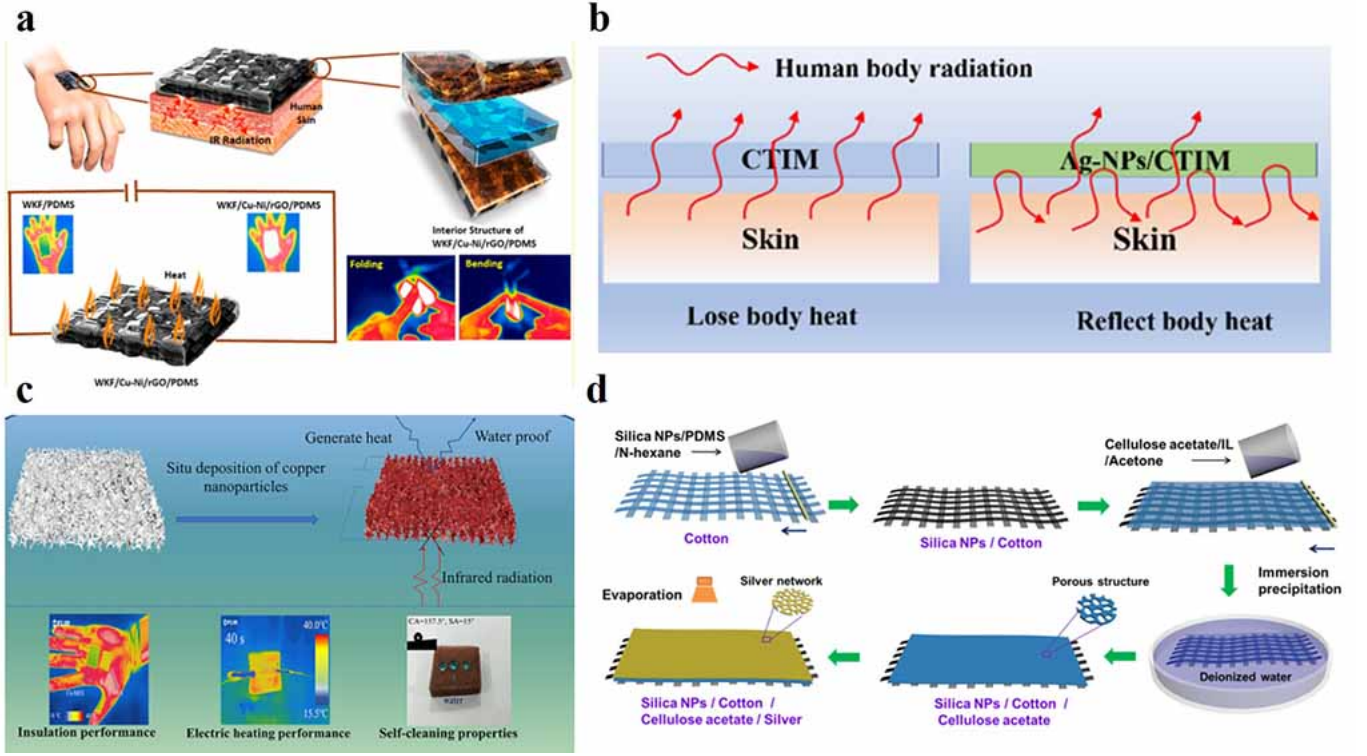


FIG. 11. Warming textiles with different high-reflectance materials. (a) WKf/Cu-Ni/rGO/PDMS warming textile¹⁰⁴. (b) Ag-NPs/CTIM warming textile¹⁰⁵. (c) Cu-MES warming textile¹⁰⁶. (d) Silica NPs/Cotton/Cellulose acetate/Silver warming textile¹⁰⁷.

B. Decreasing the MIR emittance

Warming textiles achieved by increasing the MIR reflectance of materials do not obtain a satisfactory insulating effect. Hence, in order to design textiles with thermal insulation properties, Cai et al. found that textiles with low infrared emittance on the outer surface, which are more resistant to heat radiation from the human body than those with high internal surface infrared reflectance based on the one-dimensional steady-state heat transfer model²⁶. In this model, they studied respectively the influence of the inner (ϵ_i) and outer surfaces infrared emittance of the textile (ϵ_o) on the set-point of environmental temperature with maintaining the human thermal comfort, which are corresponding to Eq. (16) and (19). Meanwhile, Fig. 12a shows that the set-point decreases monotonically with reducing ϵ_o at fixed ϵ_i , while it almost remains constant when ϵ_i is changed at fixed ϵ_o . The result is contradictory to the concept that can improve the effect of warming performance by reflecting back the infrared radiation from the human body. In fact, the little impact of the inner surface infrared reflectance on warming is mainly attributed to the dominance of heat conduction over radiation in the heat transfer between the skin and the textile inner surface. Hence, the effect is not significant by adjusting the infrared reflectance of the inner surface of textiles to improve the insulation capacity of textiles. Nevertheless, reducing the infrared emittance of the textile outer surface can effectively suppress the human heat radiation to the environment because

heat radiation performs a dominant role in the heat transfer between the textile outer surface and the environment.

In this regard, they applied a metal layer to the dopamine-treated nanoPE by electroless plating to form a composite film¹¹⁴. Then, the composite film was laminated on cotton textiles, obtaining a novel textile with thermal insulation effect (Fig. 12d)²⁶. Coating the metal layer on a nanoPE substrate will naturally form a metal reflective layer containing nanopores (Fig. 12e). The size of the small holes in the metal layer is smaller than the infrared wavelength but larger than the water molecules. Not only it has the effect of high reflection of infrared radiation, but it overcomes the shortcoming of poor breathability of the space blanket (Fig. 12b-c). What's more, another key point of the new textile is that the nanoPE is coated with a metal layer, which exerts a simple protective effect on the metal layer. Meanwhile, the nanoPE can also strongly scatter visible light due to the presence of nanopores in the material, improving the opaque of the textile. Most importantly, the nanoPE is placed on the outer layer that takes advantage of its low infrared radiation rate to reduce heat dissipation. Indeed, experimental results indicated that the novel textile has a better thermal insulation effect (Fig. 12f-g).

C. Increasing the NIR absorptance

Although the warming textiles mentioned above have provided an effective approach to maintain body temperature,

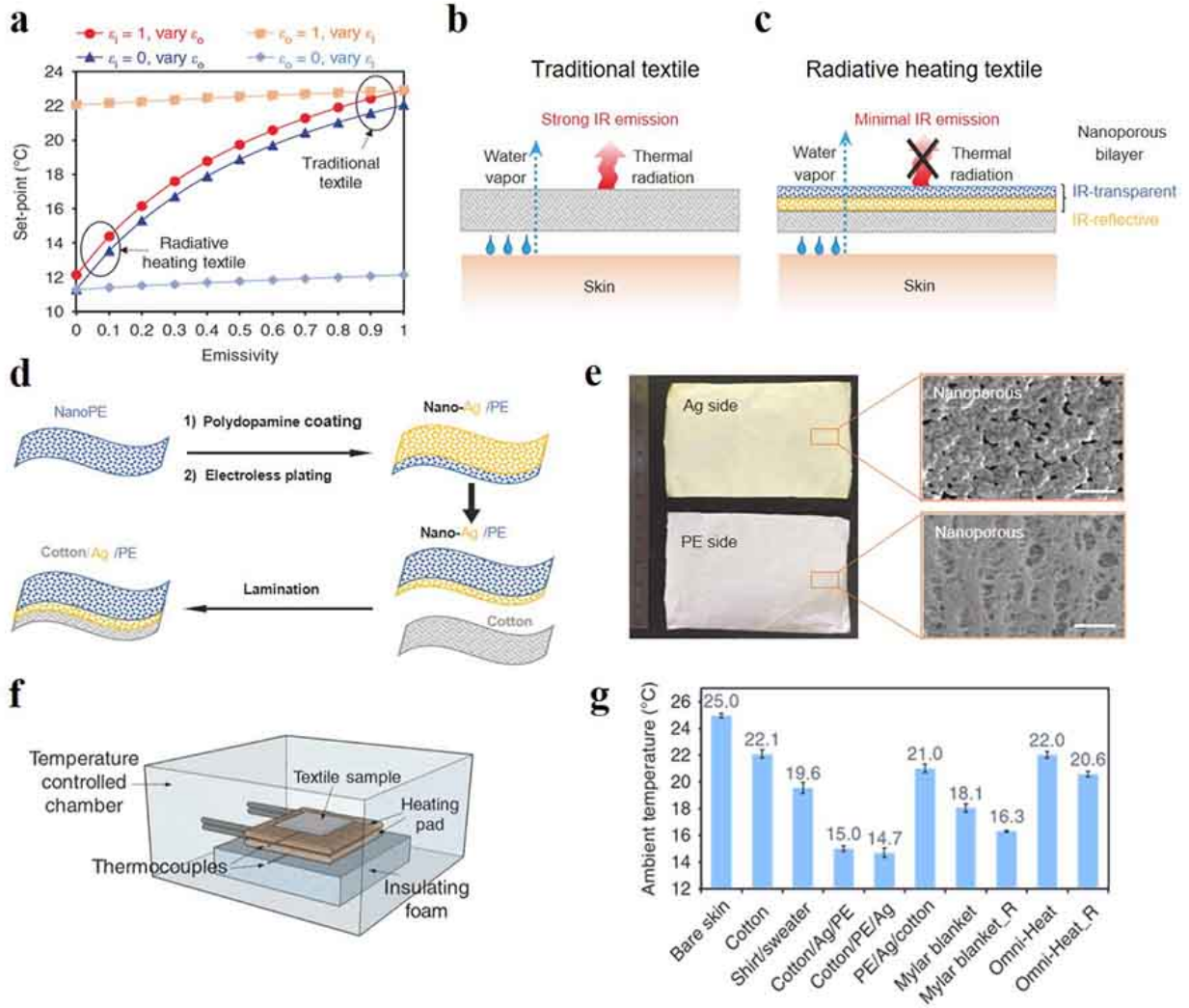


FIG. 12. Warming textile with nanoporous metalized polyethylene textile (nano-Ag/PE). (a) Calculated set-points of environmental temperature for satisfying body thermal comfort versus the inner surface (ϵ_i) and outer surface (ϵ_o) IR emittance of textile by using the heat transfer model. Schematics of the heat transfer of the human body covered with (b) traditional textile and (c) nano-Ag/PE textile. (d) A diagram of the fabrication process of nano-Ag/PE textile. (e) Optical and SEM images of the Ag side and PE side of the nano-Ag/PE textile show that it has better breathability. Scale bar, 1 μm . (f) Schematic the experimental equipment. (g) The comparison of measured set-points of environmental temperature for bare skin and skin covered with different textile samples. Notably, the left side of three systems with cotton/Ag/PE, cotton/PE/Ag, and PE/Ag/cotton is in contact with the skin and the right side is facing the environment. Mylar blanket-R and Omni-R are the reversed Mylar blanket and Omni blanket.²⁶

they seem more appropriate for sedentary people in an indoor environment. As the same time, outdoor activities are also of the utmost importance in humans even in cold winter days. The human body is more susceptible to catching colds as the outdoor heat loss of the body is more severe compared with the indoor environment. It also poses great challenges for the development of outdoor warming textiles. Fortunately, outdoor solar irradiation has been extensively applied in our lives, such as solar water heater, solar cell, and solar thermophotovoltaics, etc. These applications need to have a solar selective absorber with high NIR absorptance. To make effectively use of solar energy, various methods have been proposed to enhance the NIR absorptance of materials in

cent years (Fig. 13a). For instance, the studies concentrated on enhancing the optical absorption in Graphene and some novel 2D materials¹¹⁵. Multiple designs have been proposed for improving the NIR absorption of 2D materials, including metallic reflectors^{108,109}, plasmonic nanostructures^{110,116} and photonic crystal nanocavities^{111,117-120}. Additionally, Zhou et al. designed a double-sided radiative cooler that integrated the cooling and heating in a device using the graded nanocomposite metamaterials to absorb solar energy (Fig. 13b)¹¹². Meanwhile, Chen et al. realized the stack of colored absorbers composed of TiN_xO_y absorbing layer and $\text{TiO}_2/\text{Si}_3\text{N}_4/\text{SiO}_2$ dielectric that can be applied in flexible substrates¹²¹.

Currently, Luo et al. reported a colored warming textile

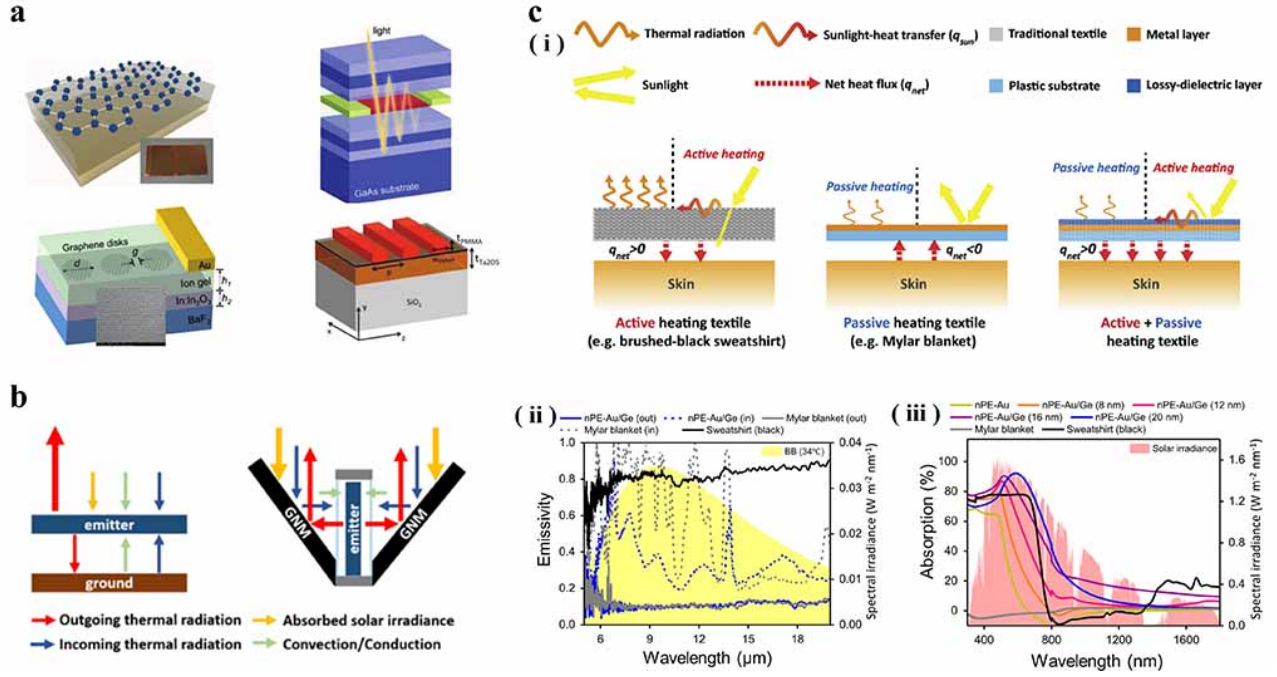


FIG. 13. The high NIR absorbance materials incorporated textiles. (a) Various designs to enhance the NIR absorption of materials^{108–111}. (b) A double-sides radiative cooler with high NIR absorbance materials (graded nanocomposite metamaterials)¹¹². (c) A colored outdoor warming textile is fabricated based on the concept of using the high NIR absorbance materials. (i) The comparison of the warming mechanism of different textiles. Measured the MIR emittance (ii) and NIR absorbance (iii) of the different textiles.¹¹³

by coating a lossy dielectric layer and a metal layer with nanoporous textile for indoor and outdoor environments simultaneously (Fig. 13c)¹¹³. The warming textile enabled a remarkable warming effect of 6.3 °C compared with the traditional textile by improving the NIR absorption and reducing the MIR radiative loss of the human body simultaneously. As shown in Fig. 13c, the metal layer of the structure greatly reduced the outer surface emittance and the lossy dielectric layer, which leads to a large amount of the solar absorption. More importantly, its color can be adjusted through changing the deposition time of the Ge coating layer due to the spectrally-selective broadband solar absorption of the dielectric coating. As a result, the method that utilizes solar energy to enhance the warming effect of textiles has the potential to promote the development of outdoor warming textiles (Fig. 3b). Nevertheless, the relevant studies are still relatively few based on the concept of improving the NIR absorbance of textiles. There is more space for us to explore high performance outdoor warming textiles.

D. Decreasing the thermal conductance

In addition, researchers also designed the warming textiles with low thermal conductance. In other words, we can decrease the thermal conductance (G_f) of textile to achieve warming textiles, according to Eq. (19). In fact, air is the most common material with low heat conductance. As we all know, polar bears keep warm and survive using their specif-

ically hollow hairs in an extremely cold environment (Fig. 14a). Consequently, fibers containing a porous structure could be a promising method to enhance the insulating properties of textiles. Aerogel is regarded as a promising candidate for fabricating the fibers of warming textiles due to its ultra-low density, high porosity, and large surface. In 2014, Si et al. developed a method for creating nanofibrous aerogels by combining the electrospun nanofibres technology and fibrous freeze-shaping technology¹²⁴. In 2018, Du et al. fabricated the multifunctional nanotube aerogels that can be used to provide light management and thermal insulation (Fig. 14e)¹²³. The successful preparation of nanofibrous aerogels accelerated the development of warming textiles.

Up to now, many warming textiles based on the aerogel fibers have been proposed. Cui and coworkers presented a “freeze-spinning” technique by mimicking polar bear hairs, achieving continuous and large-scale fabrication of silk fibroin fibers with aligned porous structure (Fig. 14b-c)¹²². The aerogel fibers show excellent thermal insulation property. Theoretically, the Ref (23) regard as the thermal conductance of the aerogel fiber is the sum of thermal convection, solid, and air thermal conduction, and thermal radiation. (Fig. 14d)¹²⁵. Specifically, air convection can be neglected because the air is blocked in those micropores. The thermal conductance of the aerogel fiber with a porous structure will be reduced significantly due to the low heat conductance of air in comparison with solid. In addition, the aerogel porous fiber with aligned porous structure can improve the reflectance of infrared light with its numerous solid-air interfaces, which

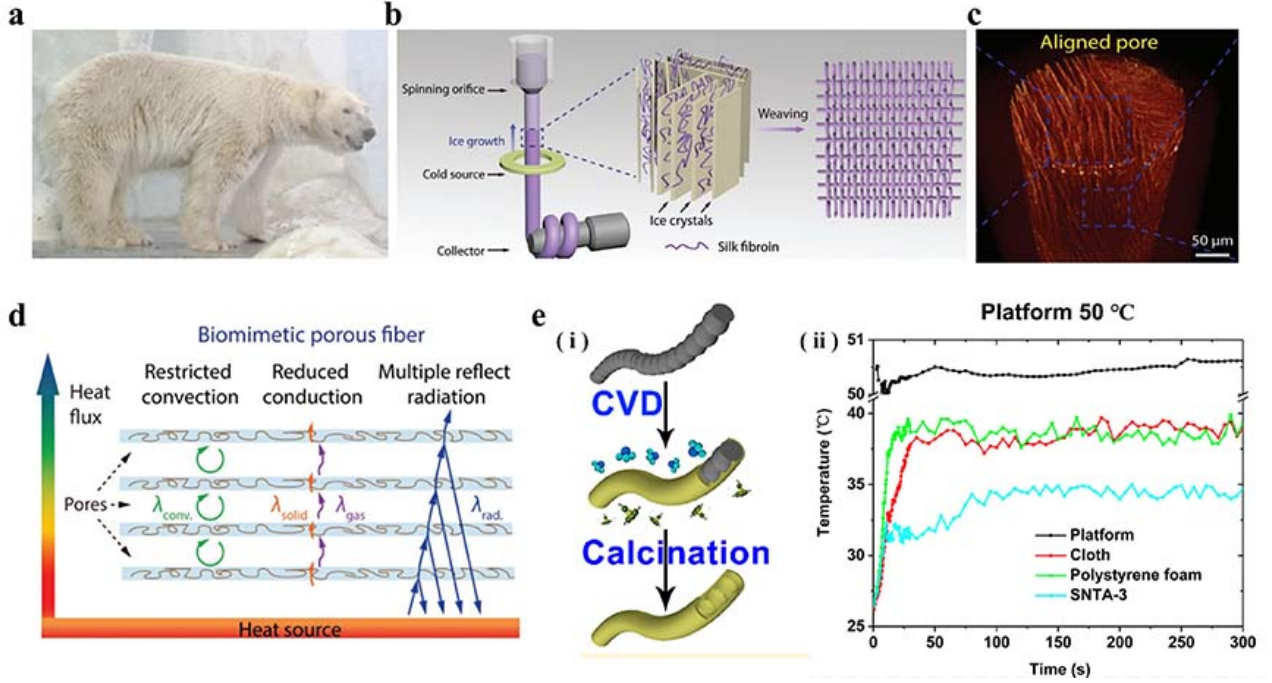


FIG. 14. Warming garments with low heat conductance materials. (a) Photo of the polar bear in the freezing conditions. (b) Schematic depicts the fabrication process of the “freeze-spinning” technique of biomimetic fibers. (c) An X-ray computed microtomography image of biomimetic fibers shows the aligned porous structure along its axial direction. (d) Schematic illustrates the heat transfer mechanism of the biomimetic fibers with aligned porous structure¹²². (e) Multifunctional nanotube aerogels is a potential candidate material of warming textiles. (i) Schematic illustration of the fabrication process of multifunctional nanotube aerogels. (ii) Measured the thermal equilibrium temperature of different materials¹²³.

also inhibits the heat loss in the manner of thermal radiation. Furthermore, it is reported that the aerogels with low thermal conductance are similar to that of air at ambient conditions, making the aerogels favorable for effective thermal insulation¹²⁴.

Nowadays, more researchers have devoted themselves to developing aerogel fibers, such as graphene¹²⁷, silica¹²⁸, and cellulose aerogel fibers¹²⁹. However, these aerogel fibers either lack of appropriate mechanical properties or have a complex preparation process. The method of wrapping a protective layer with aerogel fibers has been used to enhance the mechanical properties of aerogel fibers. In 2019, the work reported the cellulose acetate/polyacrylic acid (CA/PAA)-wrapped silk fibroin (SF) aerogel fibers and cellulose nanofibrous (CNF)-wrapped cellulose-rich aerogel fibers fabricated by the above method that present excellent mechanical and thermal insulating properties with a working temperature from -20 to 100 °C^{130,131}. Although aforesaid aerogel fibers have basically satisfied our daily needs, the materials fail to maintain the excellent thermal insulating properties at a temperature higher 200 °C. To further expand applications of aerogel fibers, Liu et al fabricated a nanofibrous Kevlar aerogel threads that were woven into textiles illustrating the excellent thermal insulation and remarkable mechanical properties under extreme temperature (-196 or +300 °C) and at room temperature¹³². Fan et al. designed SiO₂/polyimide(PI) composite aerogel fibers that also present a low thermal conduc-

tivity of 35 mW/mK at 300 °C, which can be applied in many militaries and civil fields¹³³.

V. DUAL-MODE TEXTILES BY ADJUSTING THERMAL RADIATION AND CONDUCTION

Cooling and warming textiles can be achieved through modulating the transmittance, emittance, reflectance, and thermal conductance of textiles. In addition, the human body need the textile with cooling and warming characteristics to combat the changeable climate. Obviously, the design mechanism behind the textiles is corresponding opposite, which brings a huge challenge. Hence, some researchers have done some explorations to achieve the dual-mode advanced textiles, as shown in Fig. 3c.

A. Statically switching the MIR emittance

Importantly, Hsu et al. have achieved a dramatic breakthrough in 2017¹²⁶. They embed a bilayer emitter inside a nanoPE designing a statically dual-mode textile (Fig. 15d) This dual-mode textile can easily switch modes between warming and cooling by flipping inside and outside. This work emphasized that the regulation of human thermal radiation of textiles is not only related to the optical properties of

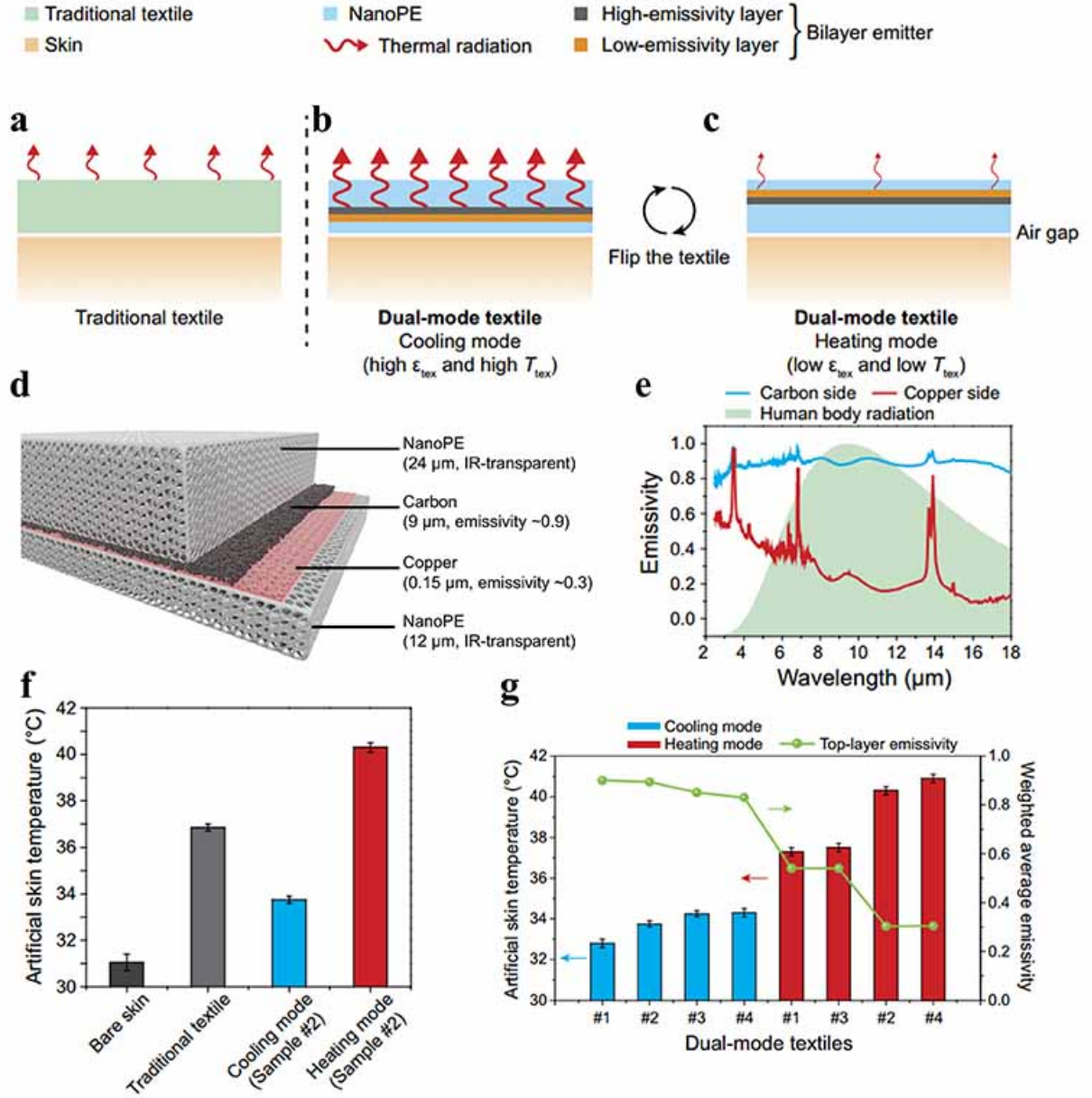


FIG. 15. The dual-function textile embeds a bilayer emitter in the nanoporous polyethylene (nanoPE) layer for human body warming and cooling. Schematics depict the comparison of the heat transfer mechanism between (a) traditional textile, (b) dual-mode textile in cooling mode, (c) and dual-mode textile in warming mode. (d) A diagram of the dual-mode textile structure. Notably, the nanoPE thickness of upper and lower layers of the bilayer emitter is asymmetric which better controls the temperature of the emitter. (e) Measured the emissivities of carbon and copper coating. (f) The comparison of the artificial skin temperature covered with various samples: bare skin, traditional textile, cooling mode textile, and warming mode textile. (g) Measured the artificial skin temperature covered with different four dual-mode textiles. Four dual-mode textiles are composed of the materials with four different emittance combinations. The green line depicts the artificial skin temperature versus the top-layer emittance of dual-mode textile, which presents an opposite trend.¹²⁶

the textile to the mid-infrared electromagnetic waves but also connected to the temperature of the outer surface of the textile based on Stefan-Boltzman Law (Eq. (16)).

In this dual-mode textile, Hsu et al. embedded double-layer emitter and nanoPE with different thickness can switch the outer surface emittance and temperature of the textile, respectively. In the cooling mode, the porous carbon layer with an emittance of up to 0.9 (Fig. 15e) faces the environment to

increase the surface emittance of the textile (Fig. 15b). Moreover, the small thickness of nanoPE (12 μm) between the skin and the emitter ensures a higher temperature on the textile surface. As a result, the combination of high emittance (high ϵ_o) facing outside and short emitter-to-skin distance (high T_o) will result in the high heat flow of the body through the textile. On the contrary, the combination of metallic copper with a lower emittance of 0.3 facing outside (Fig. 15e) and the

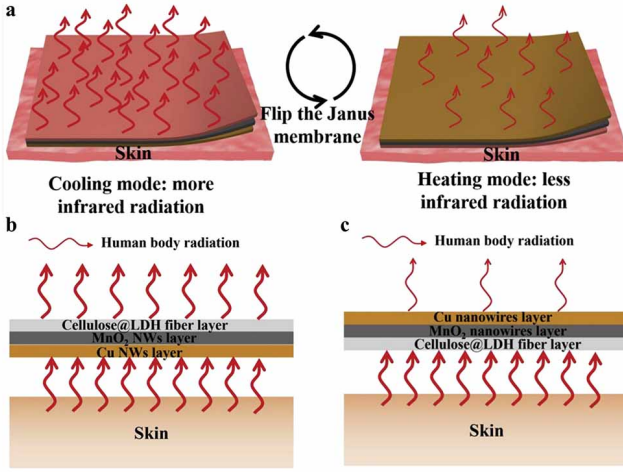


FIG. 16. The textile with warming and cooling abilities is comprised of a trilayer Janus membrane with a sandwich structure through the technology of the vacuum filtration. (a) The Janus membrane provides the body with dual-mode by flipping the membrane. The specific schematics of the (b) cooling mode and (c) warming mode of the trilayer Janus membrane.¹³⁴

thicker nanoPE (24 μm) achieves a functional thermal insulation performance (Fig. 15c). Experimental results demonstrate that the double-mode textile indeed has a cooling effect of 3.1 $^{\circ}\text{C}$ lower than that of the traditional textile. Meanwhile, it can also obtain a warming effect of 3.4 $^{\circ}\text{C}$ higher than that of the traditional textile (Fig. 15f-g).

According to the similar mechanism, Yue et al. developed a multifunctional Janus Cu/MnO₂ cellulose@Layered Double hydroxide fiber (CMCFL) membrane with sandwich structure for on-demand personal thermal regulation (Fig. 16a)¹³⁴. In this structure, MnO₂ is placed into the middle layer to achieve the strong bonding and high interfacial compatibility of Janus membrane. The main function of the Cu nanowires is an infrared reflector for warming. Additionally, the Cu nanowires layer also provides the additional Joule heat and the antibacterial performance (Fig. 16c). The cellulose@Layered Double hydroxide fiber plays an essential role as a high infrared emittance layer (Fig. 16b). Hence, the Janus membrane presents two different infrared radiation properties, which further achieves the dual-mode function for the body. Besides, the sandwich structure can also supply additional Joule heat using only a low voltage that combines passive warming with active warming skillfully. Similarly, Gu et al. also demonstrated the sandwich-structured cellulose composite membranes for achieving the switching of infrared radiation properties¹³⁵. Notably, the unique design can be spread easily to building insulation, energy saving windows and military equipment.

B. Dynamically switching the MIR emittance

Although the dual-mode textiles above mentioned have enhanced human body thermal comfort in specific conditions,

these textiles are nonresponsive to environmental changes. In recent years, researchers found that many species in nature have evolved to regulate their own radiation with the environment to satisfy individual thermal comfort. For instance, Saharan Silver ants have triangular-shaped hairs on the top of the head that rotate in accordance with the position of the sun, and it can reflect as much sunlight as possible to reduce the energy of absorbing sunlight¹³⁷. Inspired by these animals, some progresses have been developed in the dynamic dual-mode textiles via adjusting the optical properties of materials.

Considering that the body transfers heat to the environment through the form of thermal radiation is essentially related to electromagnetic waves. Therefore, the dynamic control of human thermal radiation through textiles can be completely from the physical knowledge related to electromagnetic waves. The electromagnetic spectrum and wave propagation of thermal radiation can be varied by controlling the distance-dependent electromagnetic interactions between the conductive elements^{140–142}. Zhang et al. designed a dramatic textile that dynamically regulates infrared radiation based on tunable electromagnetic wave interactions¹³⁶. Namely, it also modulates the MIR emittance of textiles dynamically, as mentioned above in Eq. (16). In this design, they fabricated a unique artificial fiber combining a certain amount of conductive material with humidity responsive material (Fig. 17a).

These yarns made of artificial fibers will become loose reducing the distance of fibers in a relatively hot or humid environment, causing the electromagnetic resonance coupling. The electromagnetic resonance coupling can shift the emittance of the textile to the mid-infrared electromagnetic wave to make it more closely matched with the human body thermal radiation, which effectively improves the heat exchange between the human body and environment (Fig. 17b-c). Conversely, the yarn will present a state that is completely opposite to the previous one in a relatively cold or relatively dry environment. It will decrease the heat loss of the human body achieving a good thermal insulation effect. Besides, experimental results indicate that the thermal radiation of the carbon-coated nanocolumns is strongly nonlinear dependent on its distance, which proved the feasibility of the novel design. In the range of 5%-90% relative humidity of the human skin, the textiles exhibited an effective infrared response that varied with changes in humidity (Fig. 17d-e). Obviously, the unique textile can change the radiative heat of the body based on sensing the relative humidity of the human skin, further satisfying the human thermal comfort in different environments as much as possible.

C. Dynamically switching the MIR transmittance

Relatively, Fu et al. developed a bilayer fabric to adjust dynamically the infrared transmittance based on the relative humidity change of skin¹³⁸. It is also bound up with the MIR transmittance (τ_r) of textile in Eq. (16) and (19). The bilayer fabric is composed of polyethylene terephthalate (PET) yarns inside and moisture-responsive yarns outside (Fig. 18a).

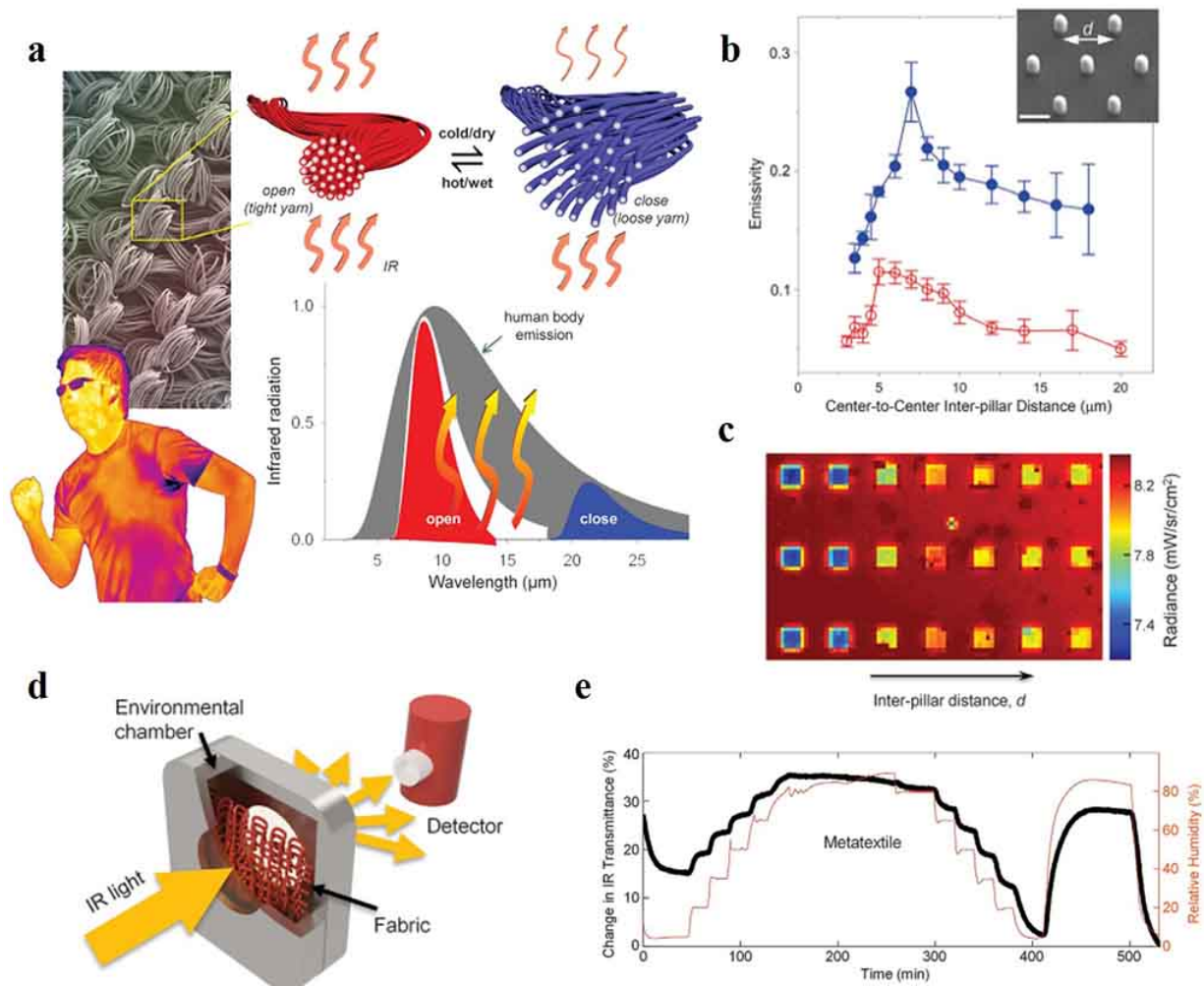


FIG. 17. Dynamic infrared radiation gating textile. (a) The physical principle of the IR gating textile. (b) Evaluated the connection between IR emittance and the electromagnetic coupling distance of nanostructure pillar arrays through the measurement of the environment. The insets is the SEM image of nanostructure pillar arrays in a small area. (c) IR images of the nanostructure pillar arrays with different spacing on the substrate of 150 °C. (d) A diagram of the experimental setup for measuring the IR response of the metafabric versus relative humidity. (e) The comparison of IR transmittance and relative humidity of metatextile vary with time, which illustrates a favourable dynamic response character between them.¹³⁶

The moisture-responsive yarns can promptly absorb the sweat from the inside PET yarns that maintains the skin in the comfortably dry state. Meanwhile, it will change its structure from loose to dense, which allows more infrared radiation to the environment achieving an excellent cooling effect. The dense structure also enlarges the loop size of fabric that improves the heat transfer in the form of air convection. In contrast, the structure of fabric will be unconsolidated at a lower relative humidity of skin, decreasing infrared radiation through the fabric achieving a warming effect. At the same time, the loose structure shrinks the loop size of the fabric reducing the air convection. As shown in Fig. 18b, experimental results indicate that the infrared transmittance of traditional fabric decreases from dry to wet while the resulting fabric increases from dry to wet, which ensures the human thermal-wet comfort. The design philosophy of dynamically thermoregulatory textile based on the relative humidity of the skin makes the

advanced textile easier to enter the market.

In addition, the fascinating dynamic color-changing skin of squid, cuttlefish, and octopus have inspired humans to develop dynamically thermoregulatory textiles based on regulating the infrared transmittance of materials^{146–148}. In the case of squid, its skin contains red, yellow, and brown pigment organs, which are composed of inner chromatophore organs surrounded by innervated muscle cells (Fig. 18c)^{149–151}. These highly evolved biological structures can dynamically switch chromatophore organs between contracted point-like and expanded plate-like states through muscle cells, which in turn can dynamically change the local coloration and modulate the transmission of light on the skin surface^{149–151}.

Recently, researchers have combined this unique structure with a high-reflectance space blanket to design a dynamic dual-mode material¹³⁹. The novel composite material consists of a soft, stretchable infrared transparent polymer ma-

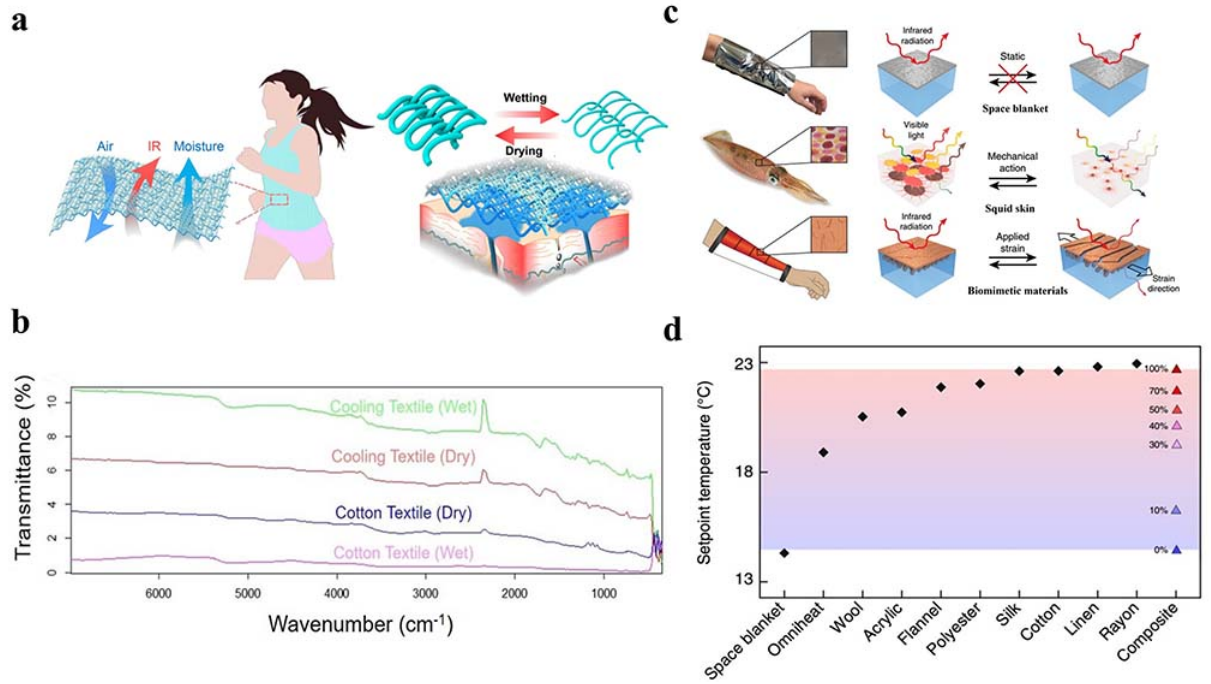


FIG. 18. Dynamically dual-mode textiles based on adjusting the IR transmittance of materials. (a) A dynamically thermoregulatory textile that adjusts the infrared transmittance, moisture transport, and air convection of fabric based on the relative humidity of the skin uses the unique bilayer structure. (b) The infrared transmittance spectrum of the thermoregulatory textile and cotton textile in the wet and dry state.¹³⁸ (c) The tunable human body radiation composite material inspired by squid skin. The biomimetic materials combining the concept of space blanket with the squid skin achieved the dynamically thermal regulation of body radiation through the method of mechanical actuation. A space blanket is composed of a solid plastic sheet covered with a dense metal film, which cannot dynamically adjust the body radiation. The unique squid skin consists of well-organized chromatophore organs embedded a transparent matrix, which can dynamically regulate body radiation driven by muscle. The thermoregulatory material is composed of an infrared transparent and soft polymer matrix and well-organized metal domains through the columnar nanostructures embedded in the matrix. (d) Measured environmental setpoint temperature with satisfying body thermal comfort covered with various traditional textile samples and the composite textiles at different strains. The different triangles represent various strains.¹³⁹

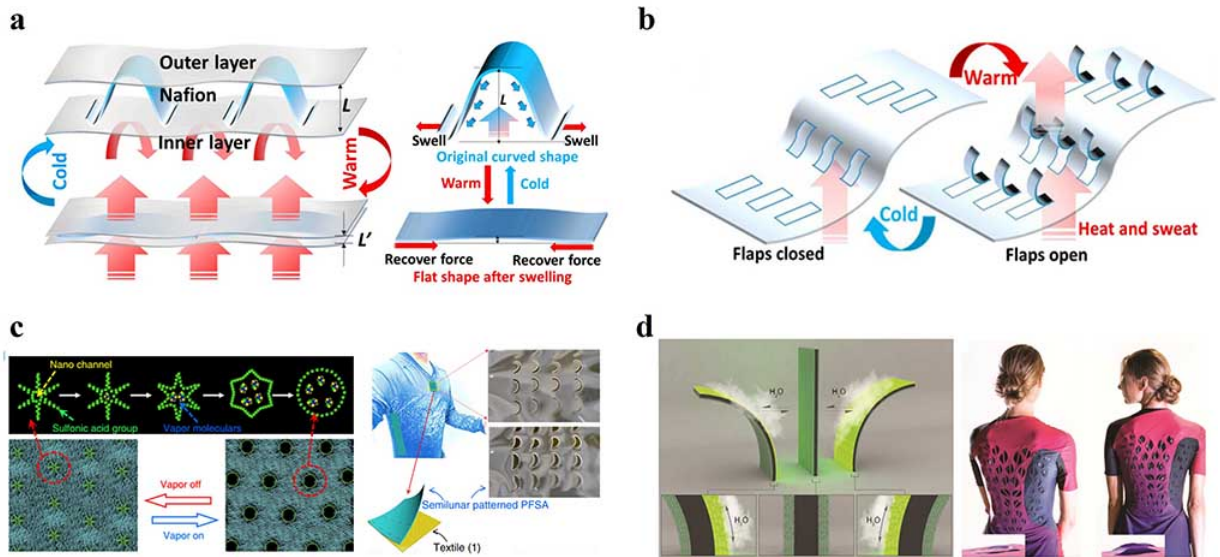


FIG. 19. Dual-mode thermoregulatory textiles designed by switching the thermal conductance of materials. Smart dual-mode textile (a) with thickness reversible structure achieved by inserting a Nafion sheet¹⁴³ and (b) with the flap array structure inspired by the sweating pore of skin¹⁴³, respectively. (c) The PFSA film with nanoscale molecular channels is integrated into a traditional textile for personal thermal management¹⁴⁴. (d) A biohybrid wearable dual-mode textile utilizing the hygroscopic property of living cells¹⁴⁵.

trix and the infrared-reflecting metal domains stack that is stably anchored with the matrix by columnar nanostructures. When the material is not subject to any mechanical actuation, the infrared-reflecting metal domains with the nanostructure-anchored are densely arranged on the surface of the polymer, which will strongly reflect the infrared radiation from all directions. However, when mechanical actuation is applied to the material, the metal domains covering the polymer matrix will be torn apart and the polymer matrix cannot be completely shielded, which will allow the transmission of the infrared radiation. In essence, the human thermal radiation can be dynamically regulated by reversible mechanical actuation of the composite material. Specifically, the composite material can be mechanically driven by external forces to maintain the thermal comfort of the wearer in the ambient temperature range of about 8.2 °C (Fig. 18d).

D. Dynamically switching the thermal conductance

The dual-mode textiles above mentioned are achieved through designing the optical properties of textiles from the perspective of regulating the radiative heat dissipation of the human body. The principle of dynamically switching the heat conduction characters also is applied in textiles to enhance human thermal comfort. Phase change materials (PCMs) taking advantage of latent heat have been widely embedded into textiles to regulate dynamically the conductive heat of human body in recent years^{152–159}, and many reviews have already covered the thermoregulatory textiles with PCMs^{13,14,160–166}. Hence, we no longer give unnecessary details. Here, we will concentrate on introducing the dual-mode thermoregulatory textiles that adjust the conductive heat transfer of the human body utilizing the humidity responsive materials.

Interestingly, Zhong et al. demonstrated two kinds of smart thermoregulatory textiles utilizing the thermo-moisture property of Nafion polymer from DuPont¹⁴³. The Nafion film can bend towards the lower humidity side due to the asymmetric swelling of water-absorbed polymeric chains in Nafion when the opposing faces exist in a humidity difference¹⁶⁷. The first design tactfully used the Nafion interlayer to actuate the thickness of air layer in textile achieving the dynamic switching of thermal conductance. As aforementioned in Eq. (19), the thickness of air layer is significant association with the effective thermal conductance. As presented in Fig. 19a, the Nafion film is inserted into two fabrics to adjust the air-layer thickness between the upper and lower layers. As the humidity of the lower layers, Nafion film becomes swell increasing the air-layer thickness, which accelerates the heat dissipation of skin via enhancing the thermal conductance of the whole textile. Whereas, Nafion film becomes flat preventing the heat loss of skin by decreasing the thermal conductance of textiles. The second one composing of the Nafion sheet with the flap array structure mimics the pores of the skin, whose flaps can open or close to regulate the heat transfer of the human body based on the relative humidity fluctuations (Fig. 19b).

Similarly, Mu et al. took advantage of the inherent nanoscale molecular channels of perfluorosulfonic

acid ionomer (PFSA) film fabricating a kirigami-inspired humidity-driven thermoregulatory textile (Fig. 19c)¹⁴⁴. The unique nanoscale molecular channels in PFSA film improve the mass transfer of vapor that greatly shortens response time compared with the microporous structure. Besides, the hygroscopic property of living cells also provides us a new insight into the development of smart thermoregulatory textiles. Inspired by the concept, Wang et al. fabricated the biohybrid films that can change its shape reversibly to adjust the heat dissipation of skin based on the environmental humidity gradients (Fig. 19d)¹⁴⁵. The bending effect of biohybrid film is obtained by the net contractile force generated via all of the cells. These ingenious design methods to the dual-mode thermoregulatory textiles bring the broad prospect.

VI. SUMMARY, CHALLENGES, AND OUTLOOKS

As a summary, we have reviewed the current studies of advanced thermoregulatory textiles with elaborated rich heat transfer pathways, the remarkable development of which are categorized as cooling, warming, and dual-mode as shown in Fig. 20. On the one hand, we have introduced the heat exchange pathways between the human body and the external environment. On the other hand, we have categorized advanced thermoregulatory textiles based on multiple heat exchange pathways of thermal radiation and non-radiative conduction between the human body and environment. It indicates that the novel textiles with thermal regulation function are promising to achieve commercial products, improving the human body's ability to withstand the harsher living environment. The rapid development of the advanced thermoregulatory textiles is not only a historic change in the textile industry, but also a great progress forward in the sustainable development of energy. In addition, the energy crisis and rapid climate warming have hindered the sustainable development of society. Advanced textiles focus on adjusting the personal micro-environment to improve the human thermal comfort in different environments. Both theoretical analysis and experimental works show that the novel designs have potential to regulate human body heat transfer, which have a broad prospect in superseding air conditioners, electric heaters, and warming equipment.

Although the novel thermoregulatory textiles have made rapid progress, there are still many challenges in the commercial road. Firstly, the nanostructures is commonly used for the materials in thermoregulatory textiles mentioned above. The harm of nanomaterials between body and environment has still not been precisely investigated. Compared with ordinary pollutants, nanomaterials may be harmful to human beings. The reason is that nanomaterials have a smaller size than micron particles, making nanoparticles enter easily the human body. In addition, the thermoregulating textiles composed of the conductive materials have external safety issues in the commercialization of these advanced textiles. Secondly, the fabrication of the thermoregulatory textiles are complex, difficult, and expensive. Meanwhile, the wearing comfort of the advanced textiles can be further improved in the future.

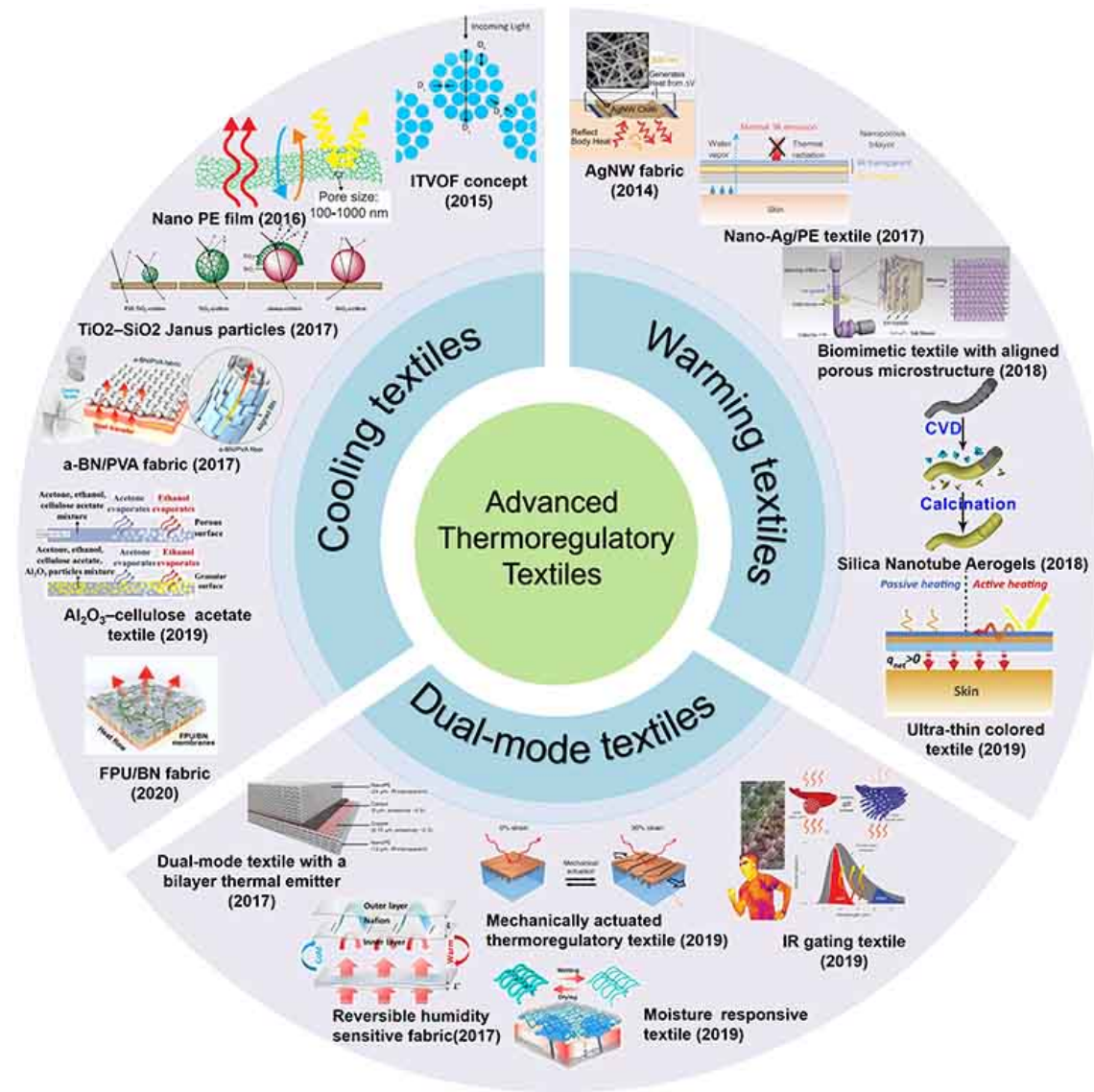


FIG. 20. Remarkable development of advanced thermoregulatory textiles containing cooling, warming, and dual-mode ones.

Lastly, the impact of the most basic dyeing technology on the thermal regulation of advanced textiles also requires further exploration. In a word, the development of these thermoregulatory textiles still faces enormous challenges. Hence, understanding the designed principles of textiles with thermal regulation functions and rich microstructure-function correspondences can inspire more researchers to find feasible ways to overcome difficulties, thus accelerating the commercialization of new textiles.

Meanwhile, there are still plenty of gaps to achieve advanced thermoregulatory textiles, for which we would like to put forward some outlooks to the further development in the future:

(1) Missing blocks for adjusting heat pathways. As presented in Fig. 3, we summarized the potential design principles of currently advanced thermoregulatory textiles based on the adjustment of heat transfer pathways. There are yet

many research gaps that are not well discussed in literature. For example, the dual-mode thermoregulatory textiles can be achieved via switching the two-face MIR transmittance (Fig. 21a) and thermal conductance of textiles (Fig. 21d) based on the thermal diode effect¹⁷⁰⁻¹⁷³, and controlling the NIR reflectance/absorptance both statically (Fig. 21b) and dynamically (Fig. 21c) inspired by the design ideas of the single-mode ones, which can further broaden one's horizon in the development of the dual-mode advanced thermoregulatory textiles.

(2) Impact of evaporation and convection. In addition to the radiation and conduction that the present review focused on, sweat evaporation (Fig. 21e) and air convection (Fig. 21f) are also regarded as important roles in the human body heat transfer pathways. However, most of the advanced thermoregulatory textiles above mentioned ignored the impact of these heat transfer pathways. Although few works have

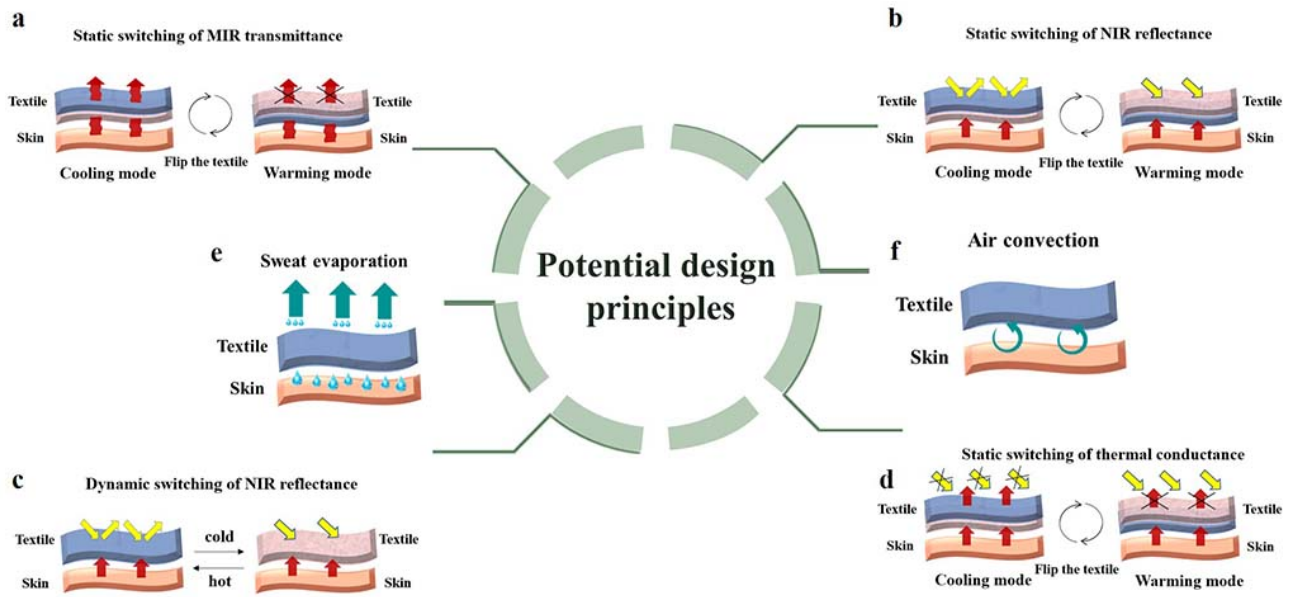


FIG. 21. The promising perspectives of advanced thermoregulatory textiles designed by adjusting personal heat transfer pathways. In comparison with the designing principles of single-mode ones, we provide some perspectives during the development of the dual-mode textiles, including the methods of controlling the two-face MIR transmittance (a), switching the NIR reflectance/absorptance both statically (b) and dynamically (c) and adjusting the thermal conductance of textiles based on the thermal diode effect (d). Notably, the impact of sweat evaporation (e) and thermal convection (f) in the heat transfer pathways of clothed skin should also be explored carefully in the heat transfer model of human body.

tried to develop thermoregulatory textiles based on regulating the sweat evaporation^{95,174}, it remains challenge to tackle and solve the heat management problems caused by air convection and sweat evaporation both in theory and practice.

(3) Biologically inspired design of microstructures. The biological world provides many species with an astonishing thermal regulating ability for addressing severe weather conditions. For instance, an increasing number of warming textiles are demonstrated in recent years inspired by the porous structure of polar bear hair^{122,123}. Moreover, some natural creatures living in the tropical regions, silvery Saharan ants, *Goliathus goliatus* and *Neocerambyx gigas*, etc have been discovered to have fascinating thermal control behaviors with high NIR reflectance and MIR emittance due to their unique shaped hairs (Fig. 22a,b)^{168,169}. Intriguingly, the dual-mode switching between cooling and warming also have been proposed based on the fascinating dynamically color-changing ability of squid skin^{139,175}. As a result, the unique thermal regulating ability of these natural creatures should be investigated carefully to provide new insights into the development of bio-inspired advanced thermoregulatory textiles.

(4) Artificial intelligence inverse design of textiles. Beside the bio-inspired design of textiles for enhancing human thermal comfort, artificial intelligence assisted inverse design can alternatively guide the design of novel advanced textile microstructures that could over-perform beyond natural structures. The methods of various machine learnings can be exploited to obtain some desired composite structures according to the target properties, like radiation spectra^{176,177}. This scheme can further provide new visions to explore more ef-

fective ways to enhance the abilities of personal thermal regulation of the advanced textiles (Fig. 22c).

ACKNOWLEDGMENTS

This work is supported by the National Natural Science Foundation of China (No. 11935010, No. 11775159, No. 51925302, and No. 51673037), the Natural Science Foundation of Shanghai (No. 18ZR1442800 and No. 18JC1410900) and the Opening Project of Shanghai Key Laboratory of Special Artificial Microstructure Materials and Technology.

REFERENCES

- ¹D. Crane, *Fashion and Its Social Agendas: Class, Gender, and Identity in Clothing* (2000).
- ²A. R. Horrocks and S. C. Anand, *Handbook of technical textiles* (2000).
- ³P. Dolez and O. Vermeersch, "Introduction to advanced characterization and testing of textiles," in *Advanced Characterization and Testing of Textiles* (Elsevier, 2018).
- ⁴D. Zhao, X. Lu, T. Fan, Y. S. Wu, L. Lou, Q. Wang, J. Fan, and R. Yang, "Personal thermal management using portable thermoelectrics for potential building energy saving," *Appl. Energy* **218**, 282–291 (2018).
- ⁵L. Peng, B. Su, A. Yu, and X. Jiang, "Review of clothing for thermal management with advanced materials," *Cellulose* **26**, 1–34 (2019).
- ⁶R. Hu, Y. Liu, S. Shin, S. Huang, X. Ren, W. Shu, J. Cheng, G. Tao, W. Xu, R. Chen, *et al.*, "Emerging materials and strategies for personal thermal management," *Adv. Energy Mater.* **10**, 1903921 (2020).

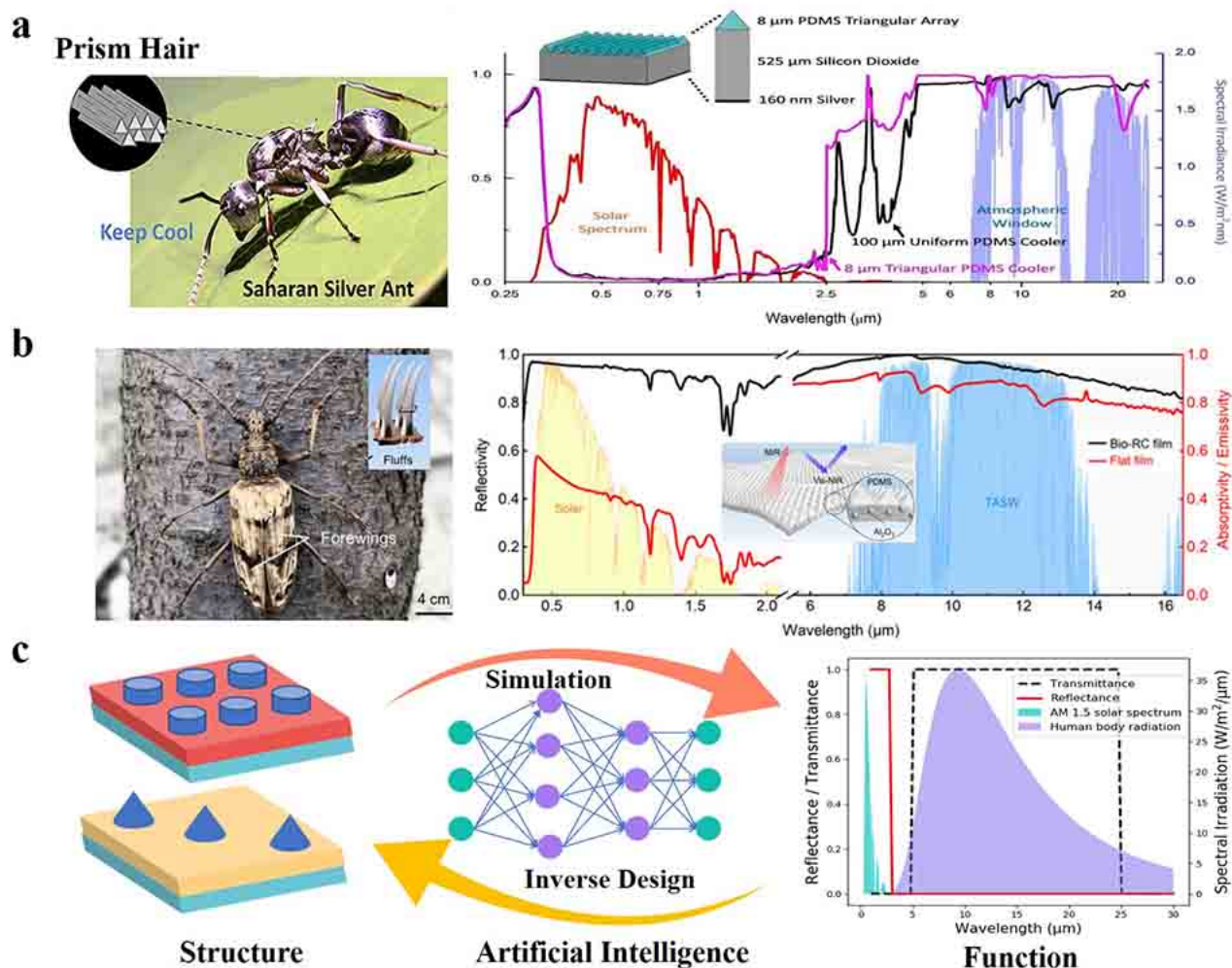


FIG. 22. The potential designing alternatives of advanced thermoregulatory textiles. (a) A radiative cooling device with the spectrally selective property achieved by mimicking the unique triangular prism structure of the Sahara silver ants' hair¹⁶⁸. (b) A flexible radiative cooling film taking inspiration from the longicorn beetles' dual-scale fluffs¹⁶⁹. These attractive structures of natural creatures indeed provide a new horizon of expectation for developing the fiber structure with the excellent thermal regulating properties. (c) Inverse engineering the target thermo-textiles by artificial intelligence has the potential to create some novel structures beyond our imagination.

⁷E. Pakdel, M. Naebe, L. Sun, and X. Wang, "Advanced functional fibrous materials for enhanced thermoregulating performance," *ACS Appl. Mater. Interfaces* **11**, 13039–13057 (2019).

⁸T. Sabir, "Fibers used for high-performance apparel," in *High-Performance Apparel* (Elsevier, 2018).

⁹L. Wang, *Performance Testing of Textiles: Methods, Technology and Applications* (Woodhead Publishing, 2016).

¹⁰Y. Peng and Y. Cui, "Advanced textiles for personal thermal management and energy," *Joule* **4**, 724–742 (2020).

¹¹J. Kaczmarczyk, A. Melikov, and P. O. Fanger, "Human response to personalized ventilation and mixing ventilation," *Indoor Air* **14**, 17–29 (2004).

¹²D. Zhao, A. Aili, Y. Zhai, S. Xu, G. Tan, X. Yin, and R. Yang, "Radiative sky cooling: Fundamental principles, materials, and applications," *Appl. Phys. Rev.* **6**, 021306 (2019).

¹³S. Mondal, "Phase change materials for smart textiles—An overview," *Appl. Therm. Eng.* **28**, 1536–1550 (2008).

¹⁴M. Mokhtari Yazdi and M. Sheikhzadeh, "Personal cooling garments: a review," *J. Text. Inst.* **105**, 1231–1250 (2014).

¹⁵J. Steketee, "Spectral emissivity of skin and pericardium," *Phys. Med.*

Biol. **18**, 686 (1973).

¹⁶T. Kemp, "The origin of mammalian endothermy: a paradigm for the evolution of complex biological structure," *Zool. J. Linn. Soc.* **147**, 473–488 (2006).

¹⁷J. D. Hardy and E. F. DuBois, "Regulation of heat loss from the human body," *Proc. Natl. Acad. Sci. U. S. A.* **23**, 624 (1937).

¹⁸W. Li and S. Fan, "Nanophotonic control of thermal radiation for energy applications," *Opt. Express* **26**, 15995–16021 (2018).

¹⁹M. M. Hossain and M. Gu, "Radiative cooling: Principles, progress, and potentials," *Adv. Sci.* **3**, 1500360 (2016).

²⁰A. Wong, W. A. Daoud, H.-h. Liang, and Y. S. Szeto, "Application of rutile and anatase onto cotton fabric and their effect on the NIR reflection/surface temperature of the fabric," *Sol. Energy Mater. Sol. Cells* **134**, 425–437 (2015).

²¹B. Tawiah, C. Narh, M. Li, L. Zhang, and S. Fu, "Polymer-encapsulated colorful al pigments with high nir and uv reflectance and their application in textiles," *Ind. Eng. Chem. Res.* **54**, 11858–11865 (2015).

²²K. Panwar, M. Jassal, and A. K. Agrawal, "TiO₂–SiO₂ janus particles treated cotton fabric for thermal regulation," *Surf. Coat. Technol.* **309**, 897–903 (2017).

- ²³I. Campbell, "Body temperature and its regulation," *Anaesthesia Intensive Care Medicine* **12**, 240–244 (2008).
- ²⁴Y. J. Shen, Q. Z. Zhu, and Z. M. Zhang, "A scatterometer for measuring the bidirectional reflectance and transmittance of semiconductor wafers with rough surfaces," *Rev. Sci. Instrum.* **74**, 4885 (2003).
- ²⁵Z. M. Zhang and H. Ye, "Measurements of radiative properties of engineered micro-nanostructures," *Annu. Rev. Heat Transfer* **16**, 351–411 (2013).
- ²⁶L. Cai, A. Y. Song, P. Wu, P.-C. Hsu, Y. Peng, J. Chen, C. Liu, P. B. Catrysse, Y. Liu, A. Yang, *et al.*, "Warming up human body by nanoporous metallized polyethylene textile," *Nat. Commun.* **8**, 496 (2017).
- ²⁷S. Assaf, M. Boutghatin, Y. Pennece, V. Thomy, and B. Djafari-Rouhani, "Polymer photonic crystal membrane for thermo-regulating textile," *Sci. Rep.* **10**, 9855 (2020).
- ²⁸R. J. De Dear, E. Arens, Z. Hui, and M. Oguro, "Convective and radiative heat transfer coefficients for individual human body segments," *Int. J. Biometeorol.* **40**, 141–156 (1997).
- ²⁹J. K. Tong, X. Huang, S. V. Boriskina, J. Loomis, Y. Xu, and G. Chen, "Infrared-transparent visible-opaque fabrics for wearable personal thermal management," *ACS Photonics* **2**, 769–778 (2015).
- ³⁰P.-C. Hsu, A. Y. Song, P. B. Catrysse, C. Liu, Y. Peng, J. Xie, S. Fan, and Y. Cui, "Radiative human body cooling by nanoporous polyethylene textile," *Science* **353**, 1019–1023 (2016).
- ³¹V. Liu and S. Fan, "S4: A free electromagnetic solver for layered periodic structures," *Comput. Phys. Commun.* **183**, 2233–2244 (2012).
- ³²J. Chen and Z. L. Wang, "Reviving vibration energy harvesting and self-powered sensing by a triboelectric nanogenerator," *Joule* **1**, 480–521 (2017).
- ³³Y. Peng, J. Chen, A. Y. Song, P. B. Catrysse, P.-C. Hsu, L. Cai, B. Liu, Y. Zhu, G. Zhou, D. S. Wu, *et al.*, "Nanoporous polyethylene microfibrils for large-scale radiative cooling fabric," *Nat. Sustainable* **1**, 105 (2018).
- ³⁴E. Rephaeli, A. Raman, and S. Fan, "Ultrabroadband photonic structures to achieve high-performance daytime radiative cooling," *Nano Lett.* **13**, 1457–1461 (2013).
- ³⁵Y. Zhai, Y. Ma, S. N. David, D. Zhao, R. Lou, G. Tan, R. Yang, and X. Yin, "Scalable-manufactured randomized glass-polymer hybrid metamaterial for daytime radiative cooling," *Science* **355**, 1062–1066 (2017).
- ³⁶W. Wei, Y. Zhu, Q. Li, Z. Cheng, Y. Yao, Q. Zhao, P. Zhang, X. Liu, Z. Chen, F. Xu, *et al.*, "An Al₂O₃-cellulose acetate-coated textile for human body cooling," *Sol. Energy Mater. Sol. Cells* **211**, 110525 (2020).
- ³⁷L. Cai, Y. Peng, J. Xu, C. Zhou, C. Zhou, P. Wu, D. Lin, S. Fan, and Y. Cui, "Temperature regulation in colored infrared-transparent polyethylene textiles," *Joule* **3**, 1478–1486 (2019).
- ³⁸A. Harrison and M. Walton, "Radiative cooling of TiO₂ white paint," *Sol. Energy* **20**, 185–188 (1978).
- ³⁹A. Addeo, L. Nicolais, G. Romeo, B. Bartoli, B. Coluzzi, and V. Silvestrini, "Light selective structures for large scale natural air conditioning," *Sol. Energy* **24**, 93–98 (1980).
- ⁴⁰C. Granqvist and A. Hjortsberg, "Surfaces for radiative cooling: Silicon monoxide films on aluminum," *Appl. Phys. Lett.* **36**, 139–141 (1980).
- ⁴¹C. Granqvist and A. Hjortsberg, "Radiative cooling to low temperatures: General considerations and application to selectively emitting SiO films," *J. Appl. Phys.* **52**, 4205–4220 (1981).
- ⁴²C. Granqvist, A. Hjortsberg, and T. Eriksson, "Radiative cooling to low temperatures with selectivity IR-emitting surfaces," *Thin Solid Films* **90**, 187–190 (1982).
- ⁴³P. Berdahl, "Radiative cooling with MgO and/or LiF layers," *Appl. Opt.* **23**, 370–372 (1984).
- ⁴⁴P. Berdahl, M. Martin, and F. Sakkal, "Thermal performance of radiative cooling panels," *Int. J. Heat Mass* **26**, 871–880 (1983).
- ⁴⁵B. Orel, M. K. Gunde, and A. Krainer, "Radiative cooling efficiency of white pigmented paints," *Sol. Energy* **50**, 477–482 (1993).
- ⁴⁶S. Catalanotti, V. Cuomo, G. Piro, D. Ruggi, V. Silvestrini, and G. Troise, "The radiative cooling of selective surfaces," *Sol. Energy* **17**, 83–89 (1975).
- ⁴⁷B. Bartoli, S. Catalanotti, B. Coluzzi, V. Cuomo, V. Silvestrini, and G. Troise, "Nocturnal and diurnal performances of selective radiators," *Appl. Energy* **3**, 267–286 (1977).
- ⁴⁸M. Laroche, F. Marquier, R. Carminati, and J.-J. Greffet, "Tailoring silicon radiative properties," *Opt. Commun.* **250**, 316–320 (2005).
- ⁴⁹V. Fernández-Hurtado, A. I. Fernández-Domínguez, J. Feist, F. J. García-Vidal, and J. C. Cuevas, "Super-planckian far-field radiative heat transfer," *Phys. Rev. B* **97**, 045408 (2018).
- ⁵⁰D. Thompson, L. Zhu, R. Mittapally, S. Sadat, Z. Xing, P. McArdle, M. M. Qazilbash, P. Reddy, and E. Meyhofer, "Hundred-fold enhancement in far-field radiative heat transfer over the blackbody limit," *Nature* **561**, 216–221 (2018).
- ⁵¹M. Zeyghami, D. Y. Goswami, and E. Stefanakos, "A review of clear sky radiative cooling developments and applications in renewable power systems and passive building cooling," *Sol. Energy Mater. Sol. Cells* **178**, 115–128 (2018).
- ⁵²C. N. Suryawanshi and C.-T. Lin, "Radiative cooling: lattice quantization and surface emissivity in thin coatings," *ACS Appl. Mater. Interfaces* **1**, 1334–1338 (2009).
- ⁵³A. R. Gentle and G. B. Smith, "Radiative heat pumping from the earth using surface phonon resonant nanoparticles," *Nano Lett.* **10**, 373–379 (2010).
- ⁵⁴Z. Li, Q. Chen, Y. Song, B. Zhu, and J. Zhu, "Fundamentals, materials, and applications for daytime radiative cooling," *Adv. Mater. Technol.* **5**, 1901007 (2020).
- ⁵⁵A. P. Raman, M. A. Anoma, L. Zhu, E. Rephaeli, and S. Fan, "Passive radiative cooling below ambient air temperature under direct sunlight," *Nature* **515**, 540–544 (2014).
- ⁵⁶D. Li, X. Liu, W. Li, Z. Lin, B. Zhu, Z. Li, J. Li, B. Li, S. Fan, J. Xie, and J. Zhu, "Scalable and hierarchically designed polymer film as a selective thermal emitter for high-performance all-day radiative cooling," *Nat. Nanotechnol.* (2020).
- ⁵⁷T. Li, Y. Zhai, S. He, W. Gan, Z. Wei, M. Heidarinejad, D. Dalgo, R. Mi, X. Zhao, J. Song, *et al.*, "A radiative cooling structural material," *Science* **364**, 760–763 (2019).
- ⁵⁸R. S. Kovats and S. Hajat, "Heat stress and public health: a critical review," *Annu. Rev. Public Health* **29**, 41–55 (2008).
- ⁵⁹J. T. Spector, D. K. Bonauto, L. Sheppard, T. Busch-Isaksen, M. Calkins, D. Adams, M. Lieblisch, and R. A. Fenske, "A case-crossover study of heat exposure and injury risk in outdoor agricultural workers," *PLOS One* **11**, e0164498 (2016).
- ⁶⁰X. Liu, F. Huang, and W. Yu, "Preparation and property of TiO₂/SiO₂ multilayer film on the fabric by sol-gel process," *Fiber. Polym.* **14**, 1101–1106 (2013).
- ⁶¹L. Cai, A. Y. Song, W. Li, P.-C. Hsu, D. Lin, P. B. Catrysse, Y. Liu, Y. Peng, J. Chen, H. Wang, *et al.*, "Spectrally selective nanocomposite textile for outdoor personal cooling," *Adv. Mater.* **30**, 1802152 (2018).
- ⁶²V. C. Malshe and A. K. Bendiganavale, "Infrared reflective inorganic pigments," *Recent Pat. Chem. Eng.* **1**, 67–79 (2008).
- ⁶³V. Fang, J. V. Kennedy, J. Futter, and J. Manning, *A review of near infrared reflectance properties of metal oxide nanostructures* (GNS Science, 2013).
- ⁶⁴M. Radetić, "Functionalization of textile materials with TiO₂ nanoparticles," *J. Photochem. Photobiol. C-Photochem. Rev.* **16**, 62–76 (2013).
- ⁶⁵M. Dlebold, R. Kwoka, and D. Mukoda, "TiO₂ sub (2) scattering optimization and not-in-kind opacity alternatives," *CoatingsTech* **10**, 30–35 (2013).
- ⁶⁶G. Murphy, "Sunblocks: mechanisms of action," *Photodermatol. Photoimmunol. Photomed.* **15**, 34–36 (1999).
- ⁶⁷H. Yang, S. Zhu, and N. Pan, "Studying the mechanisms of titanium dioxide as ultraviolet-blocking additive for films and fabrics by an improved scheme," *J. Appl. Polym. Sci.* **92**, 3201–3210 (2004).
- ⁶⁸Z. Wicks, Z. Jones, S. Pappas, and D. Wicks, "Binders based on polyisocyanates: polyurethanes," in *Organic coatings: science and technology* (John Wiley & Sons, Inc, 2007).
- ⁶⁹T. Gao, Z. Yang, C. Chen, Y. Li, K. Fu, J. Dai, E. M. Hitz, H. Xie, B. Liu, J. Song, *et al.*, "Three-dimensional printed thermal regulation textiles," *ACS Nano* **11**, 11513–11520 (2017).
- ⁷⁰J. Choi, K. Han, and J. H. Kim, "Enhanced near infrared reflectance of TiO₂/SiO₂ multilayer structure using a base-catalyzed SiO₂ film," *Thin Solid Films* **569**, 100–103 (2014).
- ⁷¹M. Mennig, P. W. d. Oliveira, A. Frantzen, and H. Schmidt, "Multilayer NIR reflective coatings on transparent plastic substrates from photopolymerizable nanoparticulate sols," *Thin Solid Films* **351**, 225–229 (1999).
- ⁷²K. Han and J. H. Kim, "Reflectance modulation of transparent multilayer thin films for energy efficient window applications," *Mater. Lett.* **65**, 2466–2469 (2011).

- ⁷³X. Yu, Y. Li, X. Wang, Y. Si, J. Yu, and B. Ding, "Thermoconductive, moisture-permeable, and superhydrophobic nanofibrous membranes with interpenetrated boron nitride network for personal cooling fabrics," *ACS Appl. Mater. Interfaces* **12**, 32078–32089 (2020).
- ⁷⁴J. Wang, Q. Li, D. Liu, C. Chen, Z. Chen, J. Hao, Y. Li, J. Zhang, M. Naebe, and W. Lei, "High temperature thermally conductive nanocomposite textile by "green" electrospinning," *Nanoscale* **10**, 16868–16872 (2018).
- ⁷⁵Y. Guo, C. Dun, J. Xu, J. Mu, P. Li, L. Gu, C. Hou, C. A. Hewitt, Q. Zhang, Y. Li, *et al.*, "Ultrathin, washable, and large-area graphene papers for personal thermal management," *Small* **13**, 1702645 (2017).
- ⁷⁶A. Hamza, T. Sokkar, M. Mabrouk, and M. El-Morsy, "Refractive index profile of polyethylene fiber using interactive multiple-beam fizeau fringe analysis," *J. Appl. Polym. Sci.* **77**, 3099–3106 (2000).
- ⁷⁷W. Bond, "Measurement of the refractive indices of several crystals," *J. Appl. Phys.* **36**, 1674–1677 (1965).
- ⁷⁸A. Smith, *The coblenz society desk book of infrared spectra* (The Coblenz Society, 1982).
- ⁷⁹V. Srikant and D. R. Clarke, "On the optical band gap of zinc oxide," *J. Appl. Phys.* **83**, 5447–5451 (1998).
- ⁸⁰E. Onder and N. Sarier, "Thermal regulation finishes for textiles," in *Functional Finishes for Textiles: Improving Comfort, Performance and Protection* (Elsevier, 2014).
- ⁸¹M. Lewin, *Handbook of fiber chemistry* (Crc press, 2006).
- ⁸²D. Bhattacharjee and V. K. Kothari, "A neural network system for prediction of thermal resistance of textile fabrics," *Text. Res. J.* **77**, 4–12 (2007).
- ⁸³Y. Chen, J. Fan, and W. Zhang, "Clothing thermal insulation during sweating," *Text. Res. J.* **73**, 152–157 (2003).
- ⁸⁴C. Vigneswaran, K. Chandrasekaran, and P. Senthilkumar, "Effect of thermal conductivity behavior of jute/cotton blended knitted fabrics," *J. Ind. Text.* **38**, 289–307 (2009).
- ⁸⁵X.-F. Jiang, Q. Weng, X.-B. Wang, X. Li, J. Zhang, D. Golberg, and Y. Bando, "Recent progress on fabrications and applications of boron nitride nanomaterials: a review," *J. Mater. Sci. Technol.* **31**, 589–598 (2015).
- ⁸⁶Q. Weng, X. Wang, X. Wang, Y. Bando, and D. Golberg, "Functionalized hexagonal boron nitride nanomaterials: emerging properties and applications," *Chem. Soc. Rev.* **45**, 3989–4012 (2016).
- ⁸⁷K. Wu, L. Yu, C. Lei, J. Huang, D. Liu, Y. Liu, Y. Xie, F. Chen, and Q. Fu, "Green production of regenerated Cellulose/Boron Nitride nanosheets textile for static and dynamic personal cooling," *ACS Appl. Mater. Interfaces* **11**, 40685–40693 (2019).
- ⁸⁸C. Lu, S. W. Chiang, H. Du, J. Li, L. Gan, X. Zhang, X. Chu, Y. Yao, B. Li, and F. Kang, "Thermal conductivity of electrospinning chain-aligned polyethylene oxide (PEO)," *Polymer* **115**, 52–59 (2017).
- ⁸⁹A. A. Balandin, "Thermal properties of graphene and nanostructured carbon materials," *Nat. Mater.* **10**, 569–581 (2011).
- ⁹⁰A. Abbas, Y. Zhao, X. Wang, and T. Lin, "Cooling effect of MWCNT-containing composite coatings on cotton fabrics," *J. Text. Inst.* **104**, 798–807 (2013).
- ⁹¹M. Zhao, C. Gao, F. Wang, K. Kuklane, I. Holmér, and J. Li, "A study on local cooling of garments with ventilation fans and openings placed at different torso sites," *Int. J. Ind. Ergon.* **43**, 232–237 (2013).
- ⁹²X. Yu, Y. Li, X. Wang, Y. Si, and B. Ding, "Thermoconductive, moisture-permeable, and superhydrophobic nanofibrous membranes with interpenetrated boron nitride network for personal cooling fabrics," *ACS Appl. Mater. Interfaces* **12**, 32078–32089 (2020).
- ⁹³Brojeswari, Das, A., Das, V., K., Kothari, R., Fanguiero, and M., "Effect of fibre diameter and cross-sectional shape on moisture transmission through fabrics," *Fiber. Polym.* **9**, 225–231 (2008).
- ⁹⁴L. Zhu, M. Naebe, I. Blanchonette, and X. Wang, "Moisture transfer properties of bifacial fabrics," *Text. Res. J.* **87** (2016).
- ⁹⁵Y. Peng, W. Li, B. Liu, J. Schaadt, J. Tang, G. Zhou, W. Jin, Y. Zhu, G. Wang, W. Huang, *et al.*, "Integrated cooling (i-cool) textile of heat conduction and sweat transportation for personal perspiration management," *arXiv preprint arXiv:2009.05918* (2020).
- ⁹⁶U. DoE, "Buildings energy databook," *Energy Efficiency and Renewable Energy Department* **40**, 394–398 (2011).
- ⁹⁷B. P. Jelle, A. Hynd, A. Gustavsen, D. Arasteh, H. Goudey, and R. Hart, "Fenestration of today and tomorrow: A state-of-the-art review and future research opportunities," *Sol. Energy Mater. Sol. Cells* **96**, 1–28 (2012).
- ⁹⁸N. Kaushika and K. Sumathy, "Solar transparent insulation materials: a review," *Renew. Sust. Energ. Rev.* **7**, 317–351 (2003).
- ⁹⁹A. Gustavsen, S. Grynning, D. Arasteh, B. P. Jelle, and H. Goudey, "Key elements of and material performance targets for highly insulating window frames," *Energy Build.* **43**, 2583–2594 (2011).
- ¹⁰⁰S. B. Sadineni, S. Madala, and R. F. Boehm, "Passive building energy savings: A review of building envelope components," *Renew. Sust. Energ. Rev.* **15**, 3617–3631 (2011).
- ¹⁰¹J. D. McCann, *Build the Perfect Survival Kit* (F+ W Media, Inc., 2013).
- ¹⁰²S. G. Hayes and P. Venkatraman, *Materials and technology for sportswear and performance apparel* (CRC Press Boca Raton, 2016).
- ¹⁰³P.-C. Hsu, X. Liu, C. Liu, X. Xie, H. R. Lee, A. J. Welch, T. Zhao, and Y. Cui, "Personal thermal management by metallic nanowire-coated textile," *Nano Lett.* **15**, 365–371 (2014).
- ¹⁰⁴A. Hazarika, B. K. Deka, D. Kim, H. E. Jeong, Y.-B. Park, and H. W. Park, "Woven kevlar fiber/polydimethylsiloxane/reduced graphene oxide composite-based personal thermal management with freestanding Cu–Ni Core-shell nanowires," *Nano Lett.* **18**, 6731–6739 (2018).
- ¹⁰⁵X. Yue, T. Zhang, D. Yang, F. Qiu, Z. Li, G. Wei, and Y. Qiao, "Ag nanoparticles coated cellulose membrane with high infrared reflection, breathability and antibacterial property for human thermal insulation," *J. Colloid Interface Sci.* **535**, 363–370 (2019).
- ¹⁰⁶H. Zhou, T. Zhang, X. Yue, Y. Peng, F. Qiu, and D. Yang, "Fabrication of flexible and superhydrophobic melamine sponge with aligned copper nanoparticle coating for self-cleaning and dual thermal management properties," *Ind. Eng. Chem. Res.* **58**, 4844–4852 (2019).
- ¹⁰⁷Q. Liu, J. Huang, J. Zhang, Y. Hong, Y. Wan, Q. Wang, M. Gong, Z. Wu, and C. F. Guo, "Thermal, waterproof, breathable, and antibacterial cloth with a nanoporous structure," *ACS Appl. Mater. Interfaces* **10**, 2026–2032 (2018).
- ¹⁰⁸L. Zhu, F. Liu, H. Lin, J. Hu, Z. Yu, X. Wang, and S. Fan, "Angle-selective perfect absorption with two-dimensional materials," *Light: Sci. Appl.* **5**, e16052–e16052 (2016).
- ¹⁰⁹M. Furchi, A. Urich, A. Pospischil, G. Lilley, K. Unterrainer, H. Detz, P. Klang, A. M. Andrews, W. Schrenk, G. Strasser, *et al.*, "Microcavity-integrated graphene photodetector," *Nano Lett.* **12**, 2773–2777 (2012).
- ¹¹⁰Z. Fang, S. Thongrattanasiri, A. Schlather, Z. Liu, L. Ma, Y. Wang, P. M. Ajayan, P. Nordlander, N. J. Halas, and F. J. García de Abajo, "Gated tunability and hybridization of localized plasmons in nanostructured graphene," *ACS Nano* **7**, 2388–2395 (2013).
- ¹¹¹M. Grande, M. Vincenti, T. Stomeo, G. Bianco, D. De Ceglia, N. Aközbek, V. Petruzzelli, G. Bruno, M. De Vittorio, M. Scalora, *et al.*, "Graphene-based absorber exploiting guided mode resonances in one-dimensional gratings," *Opt. Express* **22**, 31511–31519 (2014).
- ¹¹²L. Zhou, H. Song, N. Zhang, J. Rada, M. Singer, H. Zhang, B. S. Ooi, Z. Yu, and Q. Gan, "Graded nanocomposite metamaterials for a double-sided radiative cooling architecture with a record breaking cooling power density," *arXiv preprint arXiv:2003.10495* (2020).
- ¹¹³H. Luo, Q. Li, K. Du, Z. Xu, H. Zhu, D. Liu, L. Cai, P. Ghosh, and M. Qiu, "An ultra-thin colored textile with simultaneous solar and passive heating abilities," *Nano Energy* **65**, 103998 (2019).
- ¹¹⁴P.-C. Hsu, D. Kong, S. Wang, H. Wang, A. J. Welch, H. Wu, and Y. Cui, "Electrolessly deposited electrospun metal nanowire transparent electrodes," *J. Am. Chem. Soc.* **136**, 10593–10596 (2014).
- ¹¹⁵Q. Li, J. Lu, P. Gupta, and M. Qiu, "Engineering optical absorption in graphene and other 2D materials: Advances and applications," *Adv. Opt. Mater.* **7**, 1900595 (2019).
- ¹¹⁶S. Thongrattanasiri, F. H. Koppens, and F. J. G. De Abajo, "Complete optical absorption in periodically patterned graphene," *Phys. Rev. Lett.* **108**, 047401 (2012).
- ¹¹⁷Y. Liu, A. Chadha, D. Zhao, J. R. Piper, Y. Jia, Y. Shuai, L. Menon, H. Yang, Z. Ma, S. Fan, *et al.*, "Approaching total absorption at near infrared in a large area monolayer graphene by critical coupling," *Appl. Phys. Lett.* **105**, 181105 (2014).
- ¹¹⁸M. Grande, M. Vincenti, T. Stomeo, G. Bianco, D. De Ceglia, N. Aközbek, V. Petruzzelli, G. Bruno, M. De Vittorio, M. Scalora, *et al.*, "Graphene-based perfect optical absorbers harnessing guided mode resonances," *Opt. Express* **23**, 21032–21042 (2015).
- ¹¹⁹L. Huang, G. Li, A. Gurarslan, Y. Yu, R. Kirste, W. Guo, J. Zhao, R. Collazo, Z. Sitar, G. N. Parsons, *et al.*, "Atomically thin MOS₂ narrowband

- and broadband light superabsorbers," *ACS Nano* **10**, 7493–7499 (2016).
- ¹²⁰J. R. Piper and S. Fan, "Total absorption in a graphene monolayer in the optical regime by critical coupling with a photonic crystal guided resonance," *ACS Photonics* **1**, 347–353 (2014).
 - ¹²¹F. Chen, S.-W. Wang, X. Liu, R. Ji, L. Yu, X. Chen, and W. Lu, "High performance colored selective absorbers for architecturally integrated solar applications," *J. Mater. Chem. A* **3**, 7353–7360 (2015).
 - ¹²²Y. Cui, H. Gong, Y. Wang, D. Li, and H. Bai, "A thermally insulating textile inspired by polar bear hair," *Adv. Mater.* **30**, 1706807 (2018).
 - ¹²³A. Du, H. Wang, B. Zhou, C. Zhang, X. Wu, Y. Ge, T. Niu, X. Ji, T. Zhang, Z. Zhang, *et al.*, "Multifunctional silica nanotube aerogels inspired by polar bear hair for light management and thermal insulation," *Chem. Mat.* **30**, 6849–6857 (2018).
 - ¹²⁴Y. Si, J. Yu, X. Tang, J. Ge, and B. Ding, "Ultralight nanofibre-assembled cellular aerogels with superelasticity and multifunctionality," *Nat. Commun.* **5**, 5802 (2014).
 - ¹²⁵G. Ni, G. Li, S. V. Boriskina, H. Li, W. Yang, T. Zhang, and G. Chen, "Steam generation under one sun enabled by a floating structure with thermal concentration," *Nat. Energy* **1**, 16126 (2016).
 - ¹²⁶P.-C. Hsu, C. Liu, A. Y. Song, Z. Zhang, Y. Peng, J. Xie, K. Liu, C.-L. Wu, P. B. Catrysse, L. Cai, *et al.*, "A dual-mode textile for human body radiative heating and cooling," *Sci. Adv.* **3**, e1700895 (2017).
 - ¹²⁷G. Li, G. Hong, D. Dong, W. Song, and X. Zhang, "Multiresponsive graphene-aerogel-directed phase-change smart fibers," *Adv. Mater.* **30**, 1801754 (2018).
 - ¹²⁸S. Meng, J. Zhang, W. Chen, X. Wang, and M. Zhu, "Construction of continuous hollow silica aerogel fibers with hierarchical pores and excellent adsorption performance," *Microporous Mesoporous Mat.* **273**, 294–296 (2019).
 - ¹²⁹W. Chen, Q. Li, Y. Wang, X. Yi, J. Zeng, H. Yu, Y. Liu, and J. Li, "Comparative study of aerogels obtained from differently prepared nanocellulose fibers," *ChemosusChem* **7**, 154–161 (2014).
 - ¹³⁰H. Yang, Z. Wang, Z. Liu, H. Cheng, and C. Li, "Continuous, strong, porous silk fibroin-based aerogel fibers toward textile thermal insulation," *Polymers* **11**, 1899 (2019).
 - ¹³¹J. Zhou and Y.-L. Hsieh, "Nanocellulose aerogel-based porous coaxial fibers for thermal insulation," *Nano Energy*, 104305 (2019).
 - ¹³²Z. Liu, J. Lyu, D. Fang, and X. Zhang, "Nanofibrous kevlar aerogel threads for thermal insulation in harsh environments," *ACS Nano* (2019).
 - ¹³³W. Fan, X. Zhang, Y. Zhang, Y. Zhang, and T. Liu, "Lightweight, strong, and super-thermal insulating polyimide composite aerogels under high temperature," *Compos. Sci. Technol.* **173**, 47–52 (2019).
 - ¹³⁴X. Yue, T. Zhang, D. Yang, F. Qiu, G. Wei, and H. Zhou, "Multifunctional janus fibrous hybrid membranes with sandwich structure for on-demand personal thermal management," *Nano Energy* **63**, 103808 (2019).
 - ¹³⁵B. Gu, K. Liang, T. Zhang, X. Yue, F. Qiu, D. Yang, and M. Chen, "Fabrication of sandwich-structured cellulose composite membranes for switchable infrared radiation," *Cellulose* **26**, 8745–8757 (2019).
 - ¹³⁶X. A. Zhang, S. Yu, B. Xu, M. Li, Z. Peng, Y. Wang, S. Deng, X. Wu, Z. Wu, M. Ouyang, *et al.*, "Dynamic gating of infrared radiation in a textile," *Science* **363**, 619–623 (2019).
 - ¹³⁷N. N. Shi, C.-C. Tsai, F. Camino, G. D. Bernard, N. Yu, and R. Wehner, "Keeping cool: Enhanced optical reflection and radiative heat dissipation in saharan silver ants," *Science* **349**, 298–301 (2015).
 - ¹³⁸K. Fu, Z. Yang, Y. Pei, Y. Wang, B. Xu, Y. Wang, B. Yang, and L. Hu, "Designing textile architectures for high energy-efficiency human body sweat and cooling-management," *Adv. Fiber Mater.* **1**, 61–70 (2019).
 - ¹³⁹E. M. Leung, M. C. Escobar, G. T. Stiubianu, S. R. Jim, A. L. Vyatskikh, Z. Feng, N. Garner, P. Patel, K. L. Naughton, M. Follador, *et al.*, "A dynamic thermoregulatory material inspired by squid skin," *Nat. Commun.* **10**, 1947 (2019).
 - ¹⁴⁰C. M. Soukoulis and M. Wegener, "Past achievements and future challenges in the development of three-dimensional photonic metamaterials," *Nat. Photonics* **5**, 523 (2011).
 - ¹⁴¹N. I. Zheludev and Y. S. Kivshar, "From metamaterials to metadevices," *Nat. Mater.* **11**, 917 (2012).
 - ¹⁴²X. Liu and W. J. Padilla, "Reconfigurable room temperature metamaterial infrared emitter," *Optical* **4**, 430–433 (2017).
 - ¹⁴³Y. Zhong, F. Zhang, M. Wang, C. J. Gardner, G. Kim, Y. Liu, J. Leng, S. Jin, and R. Chen, "Reversible humidity sensitive clothing for personal thermoregulation," *Sci. Rep.* **7**, 44208 (2017).
 - ¹⁴⁴J. Mu, G. Wang, H. Yan, H. Li, X. Wang, E. Gao, C. Hou, A. T. C. Pham, L. Wu, Q. Zhang, *et al.*, "Molecular-channel driven actuator with considerations for multiple configurations and color switching," *Nat. Commun.* **9**, 1–10 (2018).
 - ¹⁴⁵W. Wang, L. Yao, C.-Y. Cheng, T. Zhang, H. Atsumi, L. Wang, G. Wang, O. Anilonyte, H. Steiner, J. Ou, K. Zhou, C. Wawrousek, K. Petrecca, A. Belcher, R. Karnik, X. Zhao, D. Wang, and H. Ishii, "Harnessing the hygroscopic and biofluorescent behaviors of genetically tractable microbial cells to design biohybrid wearables," *Sci. Adv.* **3**, e1601984 (2017).
 - ¹⁴⁶L. M. Mäthger, E. J. Denton, N. J. Marshall, and R. T. Hanlon, "Mechanisms and behavioural functions of structural coloration in cephalopods," *J. R. Soc. Interface* **6**, S149–S163 (2008).
 - ¹⁴⁷E. Kreit, L. M. Mäthger, R. T. Hanlon, P. B. Dennis, R. R. Naik, E. Forsythe, and J. Heikenfeld, "Biological versus electronic adaptive coloration: how can one inform the other?" *J. R. Soc. Interface* **10**, 20120601 (2013).
 - ¹⁴⁸L. Phan, R. Kautz, E. M. Leung, K. L. Naughton, Y. Van Dyke, and A. A. Gorodetsky, "Dynamic materials inspired by cephalopods," *Chem. Mat.* **28**, 6804–6816 (2016).
 - ¹⁴⁹J. B. Messenger, "Cephalopod chromatophores: neurobiology and natural history," *Biol. Rev.* **76**, 473–528 (2001).
 - ¹⁵⁰M. Suzuki, T. Kimura, H. Ogawa, K. Hotta, and K. Oka, "Chromatophore activity during natural pattern expression by the squid *sepioteuthis lessoniana*: contributions of miniature oscillation," *PLoS One* **6**, e18244 (2011).
 - ¹⁵¹G. R. Bell, A. M. Kuzirian, S. L. Senft, L. M. Mäthger, T. J. Wardill, and R. T. Hanlon, "Chromatophore radial muscle fibers anchor in flexible squid skin," *Invertebr. Biol.* **132**, 120–132 (2013).
 - ¹⁵²K. Nagano, T. Mochida, S. Takeda, R. Domański, and M. Rebow, "Thermal characteristics of manganese (ii) nitrate hexahydrate as a phase change material for cooling systems," *Appl. Therm. Eng.* **23**, 229–241 (2003).
 - ¹⁵³Y. Shin, D.-I. Yoo, and K. Son, "Development of thermoregulating textile materials with microencapsulated phase change materials (PCM). ii. Preparation and application of PCM microcapsules," *J. Appl. Polym. Sci.* **96**, 2005–2010 (2005).
 - ¹⁵⁴X. Yu, Y. Li, X. Yin, X. Wang, Y. Han, Y. Si, J. Yu, and B. Ding, "Corn-coblike, superhydrophobic, and phase-changeable nanofibers for intelligent thermoregulating and water-repellent fabrics," *ACS Appl. Mater. Interfaces* **11**, 39324–39333 (2019).
 - ¹⁵⁵D. Feldman, M. Shapiro, D. Banu, and C. Fuks, "Fatty acids and their mixtures as phase-change materials for thermal energy storage," *Sol. Energy Mater.* **18**, 201–216 (1989).
 - ¹⁵⁶Y. Lu, X. Xiao, Z. Cao, Y. Zhan, H. Cheng, and G. Xu, "Transparent optically vanadium dioxide thermochromic smart film fabricated via electrospinning technique," *Appl. Surf. Sci.* **425**, 233–240 (2017).
 - ¹⁵⁷S. Li, Y. Li, M. Jiang, S. Ji, H. Luo, Y. Gao, and P. Jin, "Preparation and characterization of self-supporting thermochromic films composed of VO₂ (m)@ SiO₂ nanofibers," *ACS Appl. Mater. Interfaces* **5**, 6453–6457 (2013).
 - ¹⁵⁸X. Lu, Y. Sun, Z. Chen, and Y. Gao, "A multi-functional textile that combines self-cleaning, water-proofing and VO₂-based temperature-responsive thermoregulating," *Sol. Energy Mater. Sol. Cells* **159**, 102–111 (2017).
 - ¹⁵⁹G. Erkan, "Enhancing the thermal properties of textiles with phase change materials," *Res. J. Tex. App.* **8**, 57–64 (2004).
 - ¹⁶⁰C. Gao, K. Kuklane, F. Wang, and I. Holmér, "Personal cooling with phase change materials to improve thermal comfort from a heat wave perspective," *Indoor Air* **22**, 523–530 (2012).
 - ¹⁶¹F. Wang, C. Gao, K. Kuklane, and I. Holmér, "A review of technology of personal heating garments," *Int. J. Occup. Saf. Ergon.* **16**, 387–404 (2010).
 - ¹⁶²L. F. Cabeza, A. Castell, C. d. Barreneche, A. De Gracia, and A. Fernández, "Materials used as PCM in thermal energy storage in buildings: a review," *Renew. Sust. Energ. Rev.* **15**, 1675–1695 (2011).
 - ¹⁶³J. Giro-Paloma, M. Martínez, L. F. Cabeza, and A. I. Fernández, "Types, methods, techniques, and applications for microencapsulated phase change materials (MPCM): A review," *Renew. Sust. Energ. Rev.* **53**, 1059–1075 (2016).
 - ¹⁶⁴M. K. Rathod and J. Banerjee, "Thermal stability of phase change materials used in latent heat energy storage systems: A review," *Renew. Sust. Energ. Rev.* **18**, 246–258 (2013).

- ¹⁶⁵K. Pielichowska and K. Pielichowski, "Phase change materials for thermal energy storage," *Prog. Mater. Sci.* **65**, 67–123 (2014).
- ¹⁶⁶S. A. Mohamed, F. A. Al-Sulaiman, N. I. Ibrahim, M. H. Zahir, A. Al-Ahmed, R. Saidur, B. Yilbaş, and A. Sahin, "A review on current status and challenges of inorganic phase change materials for thermal energy storage systems," *Renew. Sust. Energ. Rev.* **70**, 1072–1089 (2017).
- ¹⁶⁷T. Xie, J. Li, and Q. Zhao, "Hidden thermoreversible actuation behavior of nafion and its morphological origin," *Macromolecules* **47**, 1085–1089 (2014).
- ¹⁶⁸S. Y. Jeong, C. Y. Tso, Y. M. Wong, C. Y. H. Chao, and B. Huang, "Day-time passive radiative cooling by ultra emissive bio-inspired polymeric surface," *Sol. Energy Mater. Sol. Cells* **206**, 110296 (2020).
- ¹⁶⁹H. Zhang, K. C. Ly, X. Liu, Z. Chen, M. Yan, Z. Wu, X. Wang, Y. Zheng, H. Zhou, and T. Fan, "Biologically inspired flexible photonic films for efficient passive radiative cooling," *Proc. Natl. Acad. Sci. U. S. A.* **117**, 14657–14666 (2020).
- ¹⁷⁰B. Li, L. Wang, and G. Casati, "Thermal diode: Rectification of heat flux," *Phys. Rev. Lett.* **93**, 184301 (2004).
- ¹⁷¹N. Li, J. Ren, L. Wang, G. Zhang, P. Hänggi, and B. Li, "Colloquium: Phononics: Manipulating heat flow with electronic analogs and beyond," *Rev. Mod. Phys.* **84**, 1045 (2012).
- ¹⁷²M. Maldovan, "Sound and heat revolutions in phononics," *Nature* **503**, 209–217 (2013).
- ¹⁷³T. Sadi, I. Radevici, and J. Oksanen, "Thermophotonic cooling with light-emitting diodes," *Nat. Photonics* **14**, 205–214 (2020).
- ¹⁷⁴X. Wang, Z. Huang, D. Miao, J. Zhao, J. Yu, and B. Ding, "Biomimetic fibrous murray membranes with ultrafast water transport and evaporation for smart moisture-wicking fabrics," *ACS Nano* **13**, 1060 (2018).
- ¹⁷⁵J. Wu, R. Hu, S. Zeng, W. Xi, S. Huang, J. Deng, and G. Tao, "Flexible and robust biomaterial microstructured colored textiles for personal thermoregulation," *ACS Appl. Mater. Interfaces* **12**, 19015–19022 (2020).
- ¹⁷⁶A. Zunger, "Inverse design in search of materials with target functionalities," *Nat. Rev. Mater.* **2**, 1–16 (2018).
- ¹⁷⁷D. P. Tabor, L. M. Roch, S. K. Saikin, C. Kreisbeck, D. Sheberla, J. H. Montoya, S. Dwaraknath, M. Aykol, C. Ortiz, H. Tribukait, *et al.*, "Accelerating the discovery of materials for clean energy in the era of smart automation," *Nat. Rev. Mater.* **3**, 5–20 (2018).