

Toward Semi-Automatic Misconception Discovery Using Code Embeddings

Yang Shi

yshi26@ncsu.edu

North Carolina State University
Raleigh, North Carolina, USA

Krupal Shah

khshah2@ncsu.edu

North Carolina State University
Raleigh, North Carolina, USA

Wengran Wang

wwang33@ncsu.edu

North Carolina State University
Raleigh, North Carolina, USA

Samiha Marwan

samarwan@ncsu.edu

North Carolina State University
Raleigh, North Carolina, USA

Poorvaja Penmetsa

ppenmet@ncsu.edu

North Carolina State University
Raleigh, North Carolina, USA

Thomas W. Price

twprice@ncsu.edu

North Carolina State University
Raleigh, North Carolina, USA

ABSTRACT

Understanding students' misconceptions is important for effective teaching and assessment. However, discovering such misconceptions manually can be time-consuming and laborious. Automated misconception discovery can address these challenges by highlighting patterns in student data, which domain experts can then inspect to identify misconceptions. In this work, we present a novel method for the semi-automated discovery of problem-specific misconceptions from students' program code in computing courses, using a state-of-the-art code classification model. We trained the model on a block-based programming dataset and used the learned embedding to cluster incorrect student submissions. We found these clusters correspond to specific misconceptions about the problem and would not have been easily discovered with existing approaches. We also discuss potential applications of our approach and how these misconceptions inform domain-specific insights into students' learning processes.

CCS CONCEPTS

• **Computing methodologies** → **Learning latent representations**; • **Applied computing** → **Education**.

KEYWORDS

Neural Network, Code Analysis, Automatic Assessment, Learning Representation

ACM Reference Format:

Yang Shi, Krupal Shah, Wengran Wang, Samiha Marwan, Poorvaja Penmetsa, and Thomas W. Price. 2021. Toward Semi-Automatic Misconception Discovery Using Code Embeddings. In *LAK21: 11th International Learning Analytics and Knowledge Conference (LAK21)*, April 12–16, 2021, Irvine, CA, USA. ACM, New York, NY, USA, 7 pages. <https://doi.org/10.1145/3448139.3448205>

Permission to make digital or hard copies of all or part of this work for personal or classroom use is granted without fee provided that copies are not made or distributed for profit or commercial advantage and that copies bear this notice and the full citation on the first page. Copyrights for components of this work owned by others than the author(s) must be honored. Abstracting with credit is permitted. To copy otherwise, or republish, to post on servers or to redistribute to lists, requires prior specific permission and/or a fee. Request permissions from permissions@acm.org.
LAK21, April 12–16, 2021, Irvine, CA, USA

© 2021 Copyright held by the owner/author(s). Publication rights licensed to ACM.
ACM ISBN 978-1-4503-8935-8/21/04...\$15.00
<https://doi.org/10.1145/3448139.3448205>

1 INTRODUCTION

An accurate understanding of students' misconceptions on a given problem is important for effective teaching and assessment of student knowledge. Researchers can improve the performance of student models by explicitly representing misconceptions [23]. Students can benefit from feedback on specific misconceptions, especially if those misconceptions are detected automatically (e.g. in [26]). Moreover, instructors can improve their lectures by explicitly addressing misconceptions, and better assess student knowledge by incorporating them into assignment rubrics. However, all of these applications first require researchers to *discover* what misconceptions exist in a given domain, or on a specific problem. For example, while instructors may already have rubrics to assess performance, these rubrics' items may focus on qualities of the products created by students, rather than detecting specific misconceptions in student knowledge. Discovering such misconceptions is time-consuming and laborious, requiring experts to analyze traces of student work [20, 32] or interviews [5]. Such high cost of analysis makes it difficult to discover these *problem-specific* misconceptions.

Semi-automated misconception discovery can address these challenges by highlighting patterns in student data, which domain experts then inspect to identify misconceptions. However, existing discovery methods have focused on simple association rules [11, 16], rather than state-of-the-art deep learning methods. Deep learning methods have already been used to accurately assess student performance on complex tasks (e.g. essay writing [21]). In doing so, they also learn to represent students' submissions as vectors, which makes it easier to visualize and cluster submissions and find meaningful patterns that correspond to students' performance. This suggests that deep learning methods *may* be able to go beyond assessment and support the discovery of misconceptions.

In this work, we present a novel method for the semi-automated discovery of problem-specific misconceptions from students' program code in computing courses, using a state-of-the-art, deep learning code classification model called *code2vec* [2]. Our approach trains *code2vec* to predict students' success on a given problem, and then domain experts can use the visualizations produced using *code2vec*, along with students' scores on a grading rubric, to quickly identify clusters of students who made similar mistakes on the problem. We applied this technique to one block-based programming problem from an introductory CS course for non-majors. We

find these clusters: 1) Correspond to specific misconceptions about the problem, which could be addressed with targeted feedback, and 2) Identify groups of students’ misconceptions that would not have been discovered from the rubric alone, or with standard code clustering approaches. Additionally, while `code2vec` has proven highly accurate at classifying code on *large datasets*, in this paper we investigate its effectiveness at the novel task of *assessing student code* on a much *smaller* dataset. We discuss potential applications of our approach (e.g. refining rubrics, informing instruction and feedback), and how these misconceptions inform domain-specific insights into students’ learning processes in a computing course. The primary contributions of this work are: (1) a novel semi-automated method for identifying problem-specific misconceptions (2) an evaluation of this method on one assignment in a introductory computer science (CS0) course, revealing insights into students’ specific learning processes and challenges, and (3) an evaluation of `code2vec` for automated code assessment, showing that it outperforms baseline models.

2 RELATED WORK

Misconceptions and Misconception Discovery: Misconceptions in computing education refer to an incorrect understanding of a concept or a set of concepts, which lead to making mistakes in writing or reading programs [34]. They are commonplace among novice learners but are many times invisible to experts and instructors [33] – a phenomenon explained in part by the “expert blind spot” [28]. Understanding misconceptions helps instructors to be more informed, and provides raw material for student modeling [22]. Prior work has explored ways to automatically detect students’ misconceptions [26], however, these detectors required experts to label a training set with the presence of misconceptions to train the model, which only works if we already know what misconceptions to look for. In CS education, misconceptions have been elicited through laborious manual analysis of students’ program code [29] or interviews [18]. In addition, manual construction of “bug libraries” can be a difficult and time consuming task for experts [4]. Nevertheless, such manual analysis, especially on a sequence of program snapshots, has been shown to provide more insightful information on students’ misconceptions. For example, Davies et al. manually analysed students’ programming trace data to discover misconceptions, and found that trace data revealed more knowledge gaps than what has been shown in their final submissions [6]. Other work focused on data-driven discovery of misconceptions. For example, Guzman et al. [16] used association rule mining to semi-automatically elicit misconceptions from multiple-choice questions in a CS practice test, and then allowed instructors to filter and verify meaningful misconceptions. However, such semi-automated detection of misconceptions also requires domain experts to analyze their rules to label them as constraints, and is only focused on closed-ended multiple choice questions (MCQs), rather than open-ended programming problems.

Automated Programming Code Assessment: Our approach builds on automated assessment technologies to detect misconceptions. Automated assessments help reduce instructor burden and enhance students’ learning. Much of the work on automated assessment using learning algorithms has been implemented in complex

domains, such as open-ended learning environments [31] and essay grading [21]. However, most of the work in CS education domain has been limited to using test-cases for assessment (e.g. in [9]), rather than adapting these more advanced learning approaches. These test-driven assessment frameworks run a student’s code with hand-authored inputs, which requires additional instructor authoring effort and is difficult to apply to some problems (e.g. those with complex input, or graphical output). Some recent work has used machine learning algorithms to predict students’ learning outcomes by extracting more information for generalized and more complex problems [3, 25]. Building on this work, we leverage the `code2vec` model [2] to extract structural information for automated program assessment, which in turn forms the basis for our misconception discovery approach.

Assessment isn’t just about accuracy, it’s also about giving the student actionable feedback. Rubrics help us do this. Automated approaches have also been used to automatically extract rubrics. Clear rubrics provide interpretable justification of why students succeeded or failed an assessment [7]. Prior work has explored automatic discovery of rubrics. For example, Zhi et al. [35] and Diana et al. [7] automatically generated rubrics from students’ submissions by identifying common features of correct solutions. Dimopoulos et al. [8] created a Learning Management Systems plugin that enhanced rubrics with additional info about students’ interaction data (e.g. forum activity). However, none of these methods address how to improve rubrics by highlighting specific student misconceptions.

Code Analysis and Representation: Recent advances in deep learning models for code classification [2] suggest their potential for applications in education. One problem that these models solve is that neither code nor text representations can be directly translated into vector representations to be processed by machine learning algorithms. One way that natural language research solves this challenge is by using a trainable embedding matrix to represent different text contents [27]. Recent approaches represent the unstructured program code in a structured format that models can use as input. Among them, the most straightforward approach is to represent code as a sequence of one-hot encoders, which does not capture any of the structural information in code [1]. In CS education, Piech et al. [30] used a neural network to learn student code embeddings – an abstract vector representation of code – to identify which students would benefit from specific instructor feedback. However, this model considers only the output of code and ignores important structural information. They build their model based on the input and outputs of the code to extract the code embeddings, which does not leverage the important structural information for code itself. In this paper we focus on a particular approach, `code2vec` [2], which proposed expressive representations extracted from abstract syntax trees (ASTs), which greatly outperform prior work on code classification tasks. Recent work suggests that the embeddings produced by this approach may be particularly useful for finding patterns in *student code* [3]. In our work, we discover student misconceptions on a similar embedding matrix to represent code contents.

3 METHOD

The `code2vec` model learns a code embedding during training (highlighted in Figure 1), which extracts relevant structural information

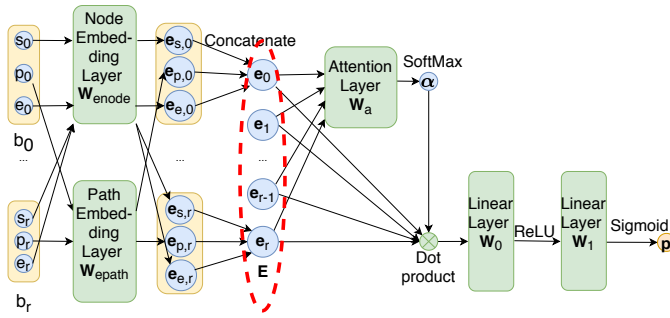


Figure 1: Code2vec model. The input is represented as a set of paths (b_0, \dots, b_r) , and the model outputs the grade distribution p . We extract the circled E as the embeddings for misconception discovery. The embeddings are passed through the attention layer and used for generating the prediction of students’ scores on the rubric.

from students’ code with respect to their success on the problem. Using this embedding, we can transform any student’s code submission into a vector, which can be compared to other students’ vectors. We hypothesize that this vector representation may be useful for identifying groups of students with similar misconceptions, more so than overall syntactic similarity. Embeddings are similarly used in NLP tasks [27] such as sentiment classification or translation tasks. However, this vector space is sparse and large, and student submissions are embedded non-linearly in the space. We therefore leverage t-SNE [24] to perform non-linear dimensionality reduction, which allows us to perform clustering and visualization more effectively.

We perform misconception discovery only on students who unsuccessfully completed a given assignment. If a multi-item rubric is available, we can use this to make misconception discovery more effective, by discovering misconceptions among students who were unsuccessful at each individual rubric item. Since a misconception may lead students to make a specific error on an assignment, we hypothesize that students who performed poorly on a given rubric are more likely to *share* a misconception. To discover these misconception groups, we use the DBSCAN algorithm [12] to cluster unsuccessful students into groups, which we hypothesize correspond to misconceptions. Not all students will have a misconception who fail a rubric item, so we use DBSCAN which can detect and remove noise point. The result is a set of clusters, which an expert can view and interpret to identify a common misconception among the submissions in each cluster.

4 EXPERIMENT

We set out to answer the following research questions: **RQ1:** How accurately can a state-of-the-art code classification method assess students’ performance on a programming exercise? **RQ2:** How well does the code embedding from such a model capture meaningful similarities among students submissions, and do these reflect shared misconceptions?

4.1 Dataset and Rubric

Our data come from an entry-level (CS0) computer science class for non-majors at a research university, spanning four consecutive semesters (Spring 2016 through Fall 2017). Students programmed in Snap, a block-based programming environment, designed for novices [14]. For this experiment, we chose to analyze one assignment from the course that required the use of loops, variables and procedures to draw a spiral shape, which proved particularly difficult for students (as it has a lowest average score among all assignments). We collected 207 submissions, which had each been graded using a rubric with 6 pass/fail items:

- **Procedure with 1 Parameter:** Create a procedure to draw the shape with one parameter that controls its size.
- **Pen Down:** Use the “pen down” block in the procedure to start drawing.
- **Variable Init:** Initialize a variable and use it to control the length of each side of the shape.
- **Repeat Rotations:** Use a “repeat” block (i.e. a loop) to draw a spiral shape with the given size.
- **Forward + Turn:** Draw a square-like shape using the “forward” and “turn” blocks inside a loop.
- **Variable Increment:** Increment the side length variable after each iteration.

4.2 Creating and Validating Code2Vec Embeddings

Our goal is to use code2vec to create a meaningful embedding, which can be used to detect misconceptions. For consistency, we trained the code2vec model to predict whether a student got *all* rubric items correct (which 38% of students did). For a given training set, this yielded a single embedding, which we hypothesized would reflect learned code patterns indicating success on each rubric item. However, this embedding would only be meaningful if the model itself can accurately predict student success.

To evaluate the model’s performance, we compared code2vec to three baseline models: 1) a naive majority class baseline, 2) a support vector machine (SVM) (with a linear kernel, which outperformed Gaussian and Polynomial kernels), and 3) a fully connected neural network (NN). To convert student’s code into a vector of numeric features to use in the baseline models, we applied term frequency–inverse document frequency (TF-IDF) to each student’s code. This is similar to the Bag of Words approach used in prior learning analytics work [3] for code feature extraction. When evaluating all models’ performance, we split the Snap dataset into an 80% training dataset, and a 20% testing dataset. To ensure the robustness of our results in lieu of cross-validation, we re-sampled and re-trained the model 50 times and report the average performance.

Hyperparameters: In training both neural network models, we set the maximum training epochs as 10,000, with the *patience* of early stopping set to 400. We used a manual grid-search to select the learning rate (0.1 to 10^{-6}), number of linear layer dimensions (100, 200, 300) and batch size (32, 64, 128, full set), and found little difference across a hyper-parameters range. We thus selected the following parameters for both neural network models. The learning rate was set to 0.0002, linear layer dimensions were set to 100, and the batch size was set to the full set. The weights

Table 1: Grading accuracy, precision, recall, area under ROC curve (AUC), F-1 Score for code2vec.

Metric	Majority	SVM	NN	code2vec
Accuracy	63.95%	69.67%	71.71%	75.66%
Precision	0	61.68%	62.74%	67.06%
Recall	0	42.21%	58.30%	72.66%
AUC	0.5	0.650	0.689	0.814
F1	0	0.460	0.593	0.6895

were learned during training using the Adam optimizer [19] for all these three models. On code2vec, we used 100-dimensional vectors for both nodes and paths. We applied the default values from the code2vec model, since changing these numbers within a range did not meaningfully change the results. We padded the number of paths to be the same length (100) over the student code dataset.

4.3 Clustering Incorrect Submissions to Feed Misconception Detection

We randomly selected a single code2vec model from the 50 runs and extracted its embeddings from the input of the attention layer, as shown in Fig. 1. When detecting misconceptions, we applied t-SNE to visualize the *entire* dataset of incorrect submissions (training and validation), since our intended use case is post hoc analytics, not predicting the misconceptions of *future* students. We used DBSCAN to cluster incorrect submissions for each rubric item individually (leading to 6 sets of clusters). For DBSCAN, we set the minimum number cluster points (minpts) at 3, assuming that this is the smallest number of submissions an instructor or researcher might be interested in examining. We used the DMDBSCAN method [10] to determine an optimal ϵ , and set $\epsilon = 11$. For each cluster, we calculated the average distance between each item in each cluster, and normalized this number by the average distance of *all* points to the overall centroid. We selected up to 4 of the densest clusters for each rubric item to inspect (those with the smallest mean intra-cluster distance), which are presented in Section 5.2.

5 RESULTS

5.1 Model Validation: Predicting Student Performance

Table 1 shows the mean performance of all models for predicting students’ performance on the task (all correct or not). The code2vec model outperforms all baselines on all metrics. Specifically, code2vec model achieves 0.125 higher AUC, and 0.096 higher F1 score than the best among other baseline models, which is a substantial improvement. These results address RQ1, suggesting that code2vec can achieve improved assessment accuracy by extracting more meaningful features from students’ code. With an accuracy of 75.7%, this semi-automated assessment certainly cannot replace manual grading, but could reasonably *assist* instructors by providing a list of likely correct submissions to be verified, or by providing formative feedback to students, warning them before submitting a potentially erroneous solution. More importantly, these results show that the structural information, encoded in code2vec embedding, is a useful predictor of student performance, more than the

count information given by TF-IDF features used in the baselines. This suggests that our use of the embedding to detect meaningful patterns among student submissions is a reasonable approach.

5.2 Embedding Interpretation

We introduce the interpretations of embeddings to address RQ2 in this subsection, and include a case study in the next subsection. Table 2 shows the 4 densest clusters discovered for each rubric item (or as many as were discovered). Recall that the primary goal of our proposed method is to discover meaningful *clusters* (groups of students) who are demonstrating a similar misconception and would benefit from similar feedback. To verify this, one author, who is an instructor for the course, inspected each cluster and evaluated whether a shared misconception was present in the cluster, in which all (or nearly all) students failed the rubric item due to the same misconception. This process led to the discovery of 7 distinct misconceptions (shown in Table 2), which involved viewing 63 distinct submissions (about half of the incorrect submission). The author then created a short definition for each misconception.

Of the 17 clusters identified, only 4 had no consistent pattern or misconception (no label). This suggests that our approach frequently identified meaningful groups of students. To validate the original misconception labels, 2 other authors familiar with the class inspected the clusters and marked each submission as matching or not matching the misconception, resolving any disagreements. We report then number of “outliers” in each cluster which did not have the misconception. Many clusters had 0 outliers, and none had more than 1, further suggesting that clusters have internal consistency. One misconception (Move/Turn) showed up across almost every rubric item, often represented by similar or identical clusters of students. In the future, this redundancy could be avoided by excluding clusters that have high overlap with previously discovered clusters. To illustrate the types of misconceptions discovered by our approach, we describe 3 of the misconceptions discovered for one rubric item in detail below.

5.3 Case Study: “Procedure with One Parameter” Rubric Item

The first rubric item (referred to as *R0*) requires students to create a procedure with one parameter that holds the number of rotations of the spiral-square shape. This rubric was originally designed to test students’ ability to create procedures with parameters, which demonstrates an understanding of abstraction. While the rubric item was designed to assess a single student skill, we found that students failed the item for a wide variety of reasons, as illustrated by 3 distinct misconceptions:

The **green** cluster in Figure 2 contains 11 students who shared a misconception that iteration should be accomplished by duplicating code multiple times, (e.g. 5 pairs of “move” and “turn” blocks), rather than correctly repeating iterations with a loop. This misconception has little to do with *R0* or with procedures (some students used a procedure; others did not), but it caused students to fail *R0*, since they could not correctly use the parameter without a loop. Unlike the other *R0* clusters, these students needed basic feedback on a prerequisite programming concept (iteration), and would likely not benefit from feedback on procedures or parameters. These students

Table 2: Top-4 clusters Embedding Distance (ED) and Tree Edit Distance (TED), and the Interpretations of the clusters

Rubric	Name and Description	Size (# of students)	Outliers	TED	ED
R0 - Procedure with 1 Param.	Fixed Shape	7	0	0.2912	0.1884
	Large Move/Turn	11	1	1.9551	0.1657
	Not testing a custom block	3	0	0.2868	0.0813
	Rotations not from Input	3	0	0.4666	0.0788
R1 - Initialize Variable	Large Move/Turn	10	0	1.9599	0.1680
	Medium Move/Turn	4	0	0.5730	0.1254
	Fail to initialize	3	1	0.6041	0.0890
R2 - Move and Turn	Large Move/Turn	6	1	2.0339	0.1377
	Medium Move/Turn	4	1	0.4207	0.1515
R3 - Repeat	Repeat sides not rotations	6	0	0.4566	0.1357
	Mixed incorrect repeat	11	0	0.4719	0.2494
	Mixed incorrect repeat	4	0	0.9894	0.1342
	Fixed shape	4	1	0.0891	0.0428
R4 - Pen down	Mixed incorrect custom block	5	0	0.5115	0.1436
	Mixed incorrect custom block	4	0	0.5449	0.1265
R5 - Increment	Large Move/turn	9	0	1.9781	0.1680
	Medium Move/turn	5	1	0.5947	0.1481

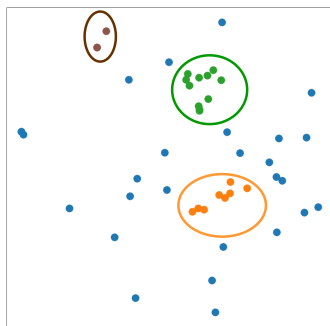


Figure 2: Code Embedding visualized clusters from the Procedure with 1 Input rubric item. We colored three clusters Rotations not from input (Brown), Fixed Shape (Orange) and Move/Turn (Green) for discussion in Subsection 5.3.

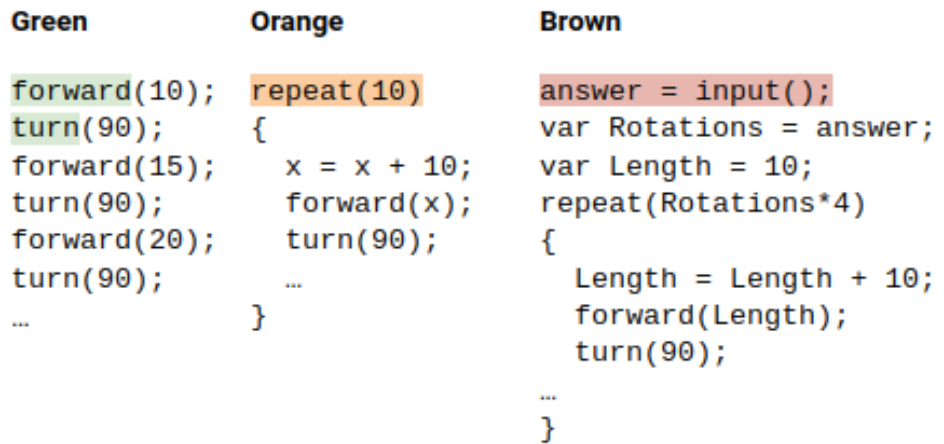


Figure 3: Pseudocode examples from student code dataset for the three clustered circled in Fig.2. Code related with misconceptions are highlighted with specific colors.

all failed other rubric items as well, and this misconception shows up consistently across rubric items.

The **orange** cluster in Figure 2 consists of 8 students who created a loop that repeats a *fixed* number of times, rather than using the procedure’s parameter to determines the number of rotations. This suggests a misconception about using loops with parameters. Unlike the previous cluster, students in this cluster knew how to create a loop, but they likely had a misconception that loops always iterated a *fixed* number of times, which was reflected in their inability to use a parameter or even a variable in the “repeat” block. Despite this similarity, there was also variety within the cluster: two of these students used a procedure without a parameter, while six did not create a procedure, and some used variables while others did

not. Despite these syntactic differences, these submissions were positioned very close together in the embedding.

The **brown** cluster in Figure 2 consists of three students, where all of them used a *local variable* to determine the number of *rotations*, instead of the *procedure’s parameter*. In particular, two students created a procedure without parameters, then used an ask block to ask the user for an input and finally store it in a different created variable: “Rotations”. The third student did not create a procedure, and created a variable: “Rotations” and initialized it with a static value. Unlike the previous clusters, all students demonstrated an understanding that the size of the shape should be dynamic, using a variable in the repeat block. However, they shared a misconception about how a *procedure parameter* can be used to vary this value.

This could also be explained by a misunderstanding about the assignment requiring such a parameter, but in either case, students would benefit from targeted feedback on this misconception.

5.4 Are Clusters Distinct and Non-obvious?

Our proposed method is only useful if it detects clusters of student code that could not easily be otherwise identified. For example, if the clusters simply correspond to getting specific items in the rubric incorrect, there would be no need for a new approach to discover them. However, we found that the individual rubric scores varied widely within each cluster, without consistent patterns of which rubric items were gotten correct or incorrect (beyond the initial rubric item used to discover the cluster, which all students got incorrect).

Another possibility is that the clusters simply have similar ASTs, allowing existing code clustering methods to detect them. However, investigation of the code snapshots within each cluster revealed wide variety in the size and syntactic structure. To verify this, we calculated the average tree edit distance between each item in each cluster, and normalized this number by the average distance to the overall centroid. We compared this normalized cluster tree edit distance (TED) with the normalized embedding distance (ED), as shown in Table 2. We found the embedding distance is always much smaller than the tree edit distance, showing that the clustered submissions were relatively much closer together in the embedded space (compared to non-clustered submission), than in TED space, suggesting they would not be easily detected by traditional clustering methods. This shows the the embedding captures some aspects of code similarity which not apparent by simply comparing ASTs.

6 DISCUSSION

Implications for Research and Teaching: We envision a number of potential applications of our approach to help researchers and instructors to address students’ misconceptions. *Feedback propagation:* We found that students in the clusters we discovered would have benefited from targeted feedback that addressed their misconception. One application of our approach is in feedback propagation [17], where an instructor can write a single piece of feedback and send it to all students who might benefit. Moreover, our clusters would not have been discovered through traditional code clustering methods used in prior work (e.g. canonicalization [15]). *Semi-automated feedback:* Many of the misconceptions we discovered would be best addressed with *formative* feedback, as the student works. Since the patterns we discovered were relatively straightforward, one could imagine building a system to detect them automatically and offer appropriate immediate feedback early in a students’ work. In our investigation, we found that our clusters were not exhaustive, and did not include all students who shared the common misconception, just a representative subset. However, prior work suggests that, once a misconception is identified, models can be trained to accurately identify it automatically [26]. *Rubric refinement:* We found that a single rubric item can easily correspond to numerous, distinct challenges faced by students, as described in Section 5.3. Instructors and researchers may want to assess student knowledge in a more granular way, and our approach could help develop rubrics that capture the full range of students’ ability and

knowledge. For example, it might be best to split the rubric item *R0* into multiple items, or convert it from a binary pass/fail item to having scale values representing the various degrees of success.

Domain-Specific Implications for Computing Education:

Another application of misconception discovery is to inform our understanding of a learning domain, and here we reflect on the implications of our findings for computing education. In this paper, we focused on *R0*, which assessed students’ ability to use a procedure parameter to vary the size of the shape they were drawing (determined by the number of iterations in a loop). While this rubric item was designed to assess a single concept (use of a parameter), our method discovered three clusters representing *distinct barriers* that students faced, requiring different remediation. The first cluster included students who had not figured out how to use a loop to draw the shape, suggesting the need for basic help on programming concepts needed in the assignment. The second cluster included students who *were able* to use a loop to draw the shape, but they did not understand that the *size* of the shape should *vary*; they used a static value instead. These students may need help understanding the assignment requirements, or which property of the shape should be parameterized. The third cluster of students *did* understand that the size of the shape should vary, but used a variable instead of the procedure parameter for this, suggesting their need to understand the use of *parameters*.

These results suggest implications for how to teach the lesson preceding this assignment, and how to teach procedure parameters in general. For our classroom, the instructor may want to do a more thorough review of loops and variables before the assignment (e.g. to help students in the first/green cluster). In general, our results suggest that students may struggle to use abstraction in the absence of a clear set of steps for creating a procedure with parameters. The instructor may want to teach students steps that address each of the barriers we identified, e.g.: 1) create a non-parameterized version of the procedure, which is the same every time, and make sure it works; 2) identify what aspect(s) of the procedure should be able to vary and create corresponding parameter(s); 3) replace the corresponding literal values in your code with the appropriate parameters. This aligns with a similar series of steps presented by the popular textbook on “*How to Design Programs*” to teach abstraction [13].

Limitations: This study is exploratory and has important limitations. First, we focused on one assignment from one course. This allowed us to discuss the misconceptions we discovered in depth, but as a result, it is not clear how well our results will generalize to other assignments. Second, our approach – and our evaluation – relied on the interpretations of experts to describe and label misconceptions, making the process semi-automatic. However, we argue this interpretation is a necessary part of making use of any misconceptions to verify their meaningfulness, and in our evaluation we used multiple raters to verify cluster meaning. Third, our approach yield some clusters that have no clear interpretation, and some duplicates, suggesting the need for future work to refine the process. Lastly, the discovered clusters are not exhaustive, meaning not all students who make a given misconception show up in the cluster. However, as discussed in Section 6, the clusters can still be useful to researchers and instructors, prompting changes to course structure that can benefit students *not* captured by the clusters.

7 CONCLUSION

In this paper, we presented a method for discovering student misconceptions semi-automatically using code assessment. We found that the code2vec model achieves a better semi-automated assessment performance than baseline models, showing that useful code structural information is learned in the model for the embeddings. We then examined if the embeddings could be used to discover misconceptions, and found that the embeddings generated clusters corresponding to meaningful and distinct misconceptions. From a case study on three clusters, we found that they are novel, consistent, and cannot be discovered by traditional code clustering methods, e.g. using tree edit distance. These results suggest that deep learning approaches have exciting potential to not only assess code, but help in the identification of learners' misconceptions.

ACKNOWLEDGMENTS

This research was supported in part by the Amazon Web Services (AWS) Cloud Credits for Research program.

REFERENCES

- [1] Miltiadis Allamanis, Hao Peng, and Charles Sutton. 2016. A convolutional attention network for extreme summarization of source code. In *ICML'16*.
- [2] Uri Alon, Meital Zilberstein, Omer Levy, and Eran Yahav. 2019. code2vec: Learning distributed representations of code. *POPL'19* (2019).
- [3] David Azcona, Piyush Arora, I-Han Hsiao, and Alan Smeaton. 2019. user2code2vec: Embeddings for profiling students based on distributional representations of source code. In *LAK'19*.
- [4] Paul T Baffles. 1994. *Learning to Model Students: Using Theory Refinement to Detect Misconceptions*. Technical Report. 1–34 pages.
- [5] Ricardo Caceffo, Steve Wolfman, Kellogg S Booth, and Rodolfo Azevedo. 2016. Developing a computer science concept inventory for introductory programming. In *SIGCSE'16*.
- [6] Randall Davies, Rob Nyland, John Chapman, and Gove Allen. 2015. Using Transaction-Level Data to Diagnose Knowledge Gaps and Misconceptions. In *LAK'15* (Poughkeepsie, New York). <https://doi.org/10.1145/2723576.2723620>
- [7] Nicholas Diana, Michael Eagle, John Stamper, Shuchi Grover, Marie Bienkowski, and Satabdi Basu. 2018. Data-driven generation of rubric criteria from an educational programming environment. In *LAK'18*. 16–20.
- [8] Ioannis Dimopoulos, Ourania Petropoulou, and Symeon Retalis. 2013. Assessing students' performance using the learning analytics enriched rubrics. In *LAK'13*. 195–199.
- [9] Stephen H Edwards and Krishnan Panamalai Murali. 2017. CodeWorkout: short programming exercises with built-in data collection. In *Proceedings of the 2017 ACM Conference on Innovation and Technology in Computer Science Education*. 188–193.
- [10] Mohammed TH Elbatta and Wesam M Ashour. 2013. A dynamic method for discovering density varied clusters. *International Journal of Signal Processing, Image Processing and Pattern Recognition* 6, 1 (2013).
- [11] Myse Elmadani, Moffat Mathews, and Antonija Mitrovic. 2012. Data-driven misconception discovery in constraint-based intelligent tutoring systems. In *Proceedings of the 20th International Conference on Computers in Education*. <http://ir.canterbury.ac.nz/handle/10092/7399>
- [12] Martin Ester, Hans-Peter Kriegel, Jörg Sander, and Xiaowei Xu. 1996. A density-based algorithm for discovering clusters in large spatial databases with noise. *AAAI Press*, 226–231.
- [13] Matthias Felleisen, Robert Bruce Findler, Matthew Flatt, and Shriram Krishnamurthi. 2018. *How to design programs: an introduction to programming and computing*. MIT Press.
- [14] Dan Garcia, Brian Harvey, and Tiffany Barnes. 2015. The Beauty and Joy of Computing. *ACM Inroads* 6, 4 (2015), 71–79.
- [15] Elena L Glassman, Jeremy Scott, Rishabh Singh, Philip J Guo, and Robert C Miller. 2015. OverCode: Visualizing variation in student solutions to programming problems at scale. *ACM Transactions on Computer-Human Interaction (TOCHI)* 22, 2 (2015), 1–35.
- [16] Eduardo Guzmán, Ricardo Conejo, and Jaime Gálvez. 2010. A data-driven technique for misconception elicitation. *UMAP'10 6075 LNCS* (2010), 243–254.
- [17] Andrew Head, Elena Glassman, Gustavo Soares, Ryo Suzuki, Lucas Figueredo, Loris D'Antoni, and Björn Hartmann. 2017. Writing Reusable Code Feedback at Scale with Mixed-Initiative Program Synthesis. In *Proceedings of the ACM Conference on Learning @ Scale*. 89–98. <https://doi.org/10.1145/3051457.3051467>
- [18] Lisa C Kaczmarczyk, Elizabeth R Petrick, J Philip East, and Geoffrey L Herman. 2010. Identifying student misconceptions of programming. In *SIGCSE'10*.
- [19] Diederik P Kingma and Jimmy Ba. 2014. Adam: A method for stochastic optimization. *arXiv preprint arXiv:1412.6980* (2014).
- [20] Einari Kurvinen, Niko Hellgren, Erkki Kaila, Mikko-Jussi Laakso, and Tapio Salakoski. 2016. Programming Misconceptions in an Introductory Level Programming Course Exam. In *ITICSE'16*. 308–313. <https://doi.org/10.1145/2899415.2899447>
- [21] Saar Kuzi, William Cope, Duncan Ferguson, Chase Geigle, and ChengXiang Zhai. 2019. Automatic Assessment of Complex Assignments using Topic Models. In *Proceedings of the Sixth (2019) ACM Conference on Learning@ Scale*. 1–10.
- [22] M. Hui. Liu. 2016. Blending a class video blog to optimize student learning outcomes in higher education. *The Internet and Higher Education* 30 (2016), 44 – 53. <https://doi.org/10.1016/j.iheduc.2016.03.001>
- [23] Ran Liu, Rony Patel, and Kenneth R. Koedinger. 2016. Modeling common misconceptions in learning process data. *LAK'16* (2016). <https://doi.org/10.1145/2883851.2883967>
- [24] Laurens van der Maaten and Geoffrey Hinton. 2008. Visualizing data using t-SNE. *Journal of machine learning research* 9, Nov (2008), 2579–2605.
- [25] Ye Mao, Rui Zhi, Farzaneh Khoshnevisan, Thomas W Price, Tiffany Barnes, and Min Chi. 2019. One Minute Is Enough: Early Prediction of Student Success and Event-Level Difficulty During a Novice Programming Task. *International Educational Data Mining Society* (2019).
- [26] Joshua J. Michalenko, Andrew S. Lan, Andrew E. Waters, Phillip J. Grimaldi, and Richard G. Baraniuk. 2017. Data-mining textual responses to uncover misconception patterns. *Proceedings of the 10th International Conference on Educational Data Mining, EDM 2017* (2017), 208–213. [arXiv:1703.08544](https://doi.org/10.3102/00028312040004905)
- [27] Tomas Mikolov, Ilya Sutskever, Kai Chen, Greg S Corrado, and Jeff Dean. 2013. Distributed representations of words and phrases and their compositionality. In *Advances in neural information processing systems*. 3111–3119.
- [28] Mitchell J. Nathan and Anthony Petrosino. 2003. Expert Blind Spot Among Preservice Teachers. *American Educational Research Journal* 40, 4 (2003), 905–928. <https://doi.org/10.3102/00028312040004905> [arXiv:https://doi.org/10.3102/00028312040004905](https://doi.org/10.3102/00028312040004905)
- [29] Wolfgang Paul and Jan Vahrenhold. 2013. Hunting high and low: Instruments to detect misconceptions related to algorithms and data structures. *SIGCSE'13* (2013).
- [30] Chris Piech, Jonathan Huang, Andy Nguyen, Mike Phulsuksombati, Mehran Sahami, and Leonidas Guibas. 2015. Learning Program Embeddings to Propagate Feedback on Student Code. In *International Conference on Machine Learning*. 1093–1102.
- [31] James René Segedy, John S Kinnebrew, and Gautam Biswas. 2011. Modeling learner's cognitive and metacognitive strategies in an open-ended learning environment. In *2011 AAAI Fall Symposium Series*.
- [32] Teemu Sirkkiä and Juha Sorva. 2012. Exploring programming misconceptions: an analysis of student mistakes in visual program simulation exercises. In *Proceedings of the 12th Koli Calling International Conference on Computing Education Research*. 19–28.
- [33] Juha Sorva. 2013. Notional Machines and Introductory Programming Education. *ACM Transactions on Computing Education* 13 (06 2013), 8:1–8:31. <https://doi.org/10.1145/2483710.2483713>
- [34] Alaaeddin Swidan, Feliene Hermans, and Marileen Smit. 2018. Programming misconceptions for school students. In *ICER'18*. 151–159.
- [35] Rui Zhi, Thomas W Price, Nicholas Lytle, Yihuan Dong, and Tiffany Barnes. 2018. Reducing the state space of programming problems through data-driven feature detection. In *Educational Data Mining in Computer Science Education (CSEDM) Workshop@EDM*.