
NON-INVERTIBLE ANONYMOUS COMMUNICATION FOR THE QUANTUM ERA

A PREPRINT

Luis A. Lizama*

Dirección de Investigación, Innovación y Posgrado
Universidad Politécnica de Pachuca
Hgo., México
luislizama@upp.edu.mx

March 2, 2021

Abstract

We introduce a new approach for circuit anonymous communication based on Lizama's non-invertible Key Exchange Protocol (ni-KEP) which has been conceived to work in the quantum era. Lizama's protocol has the smallest key size when compared to main post-quantum schemes thus it becomes a promising alternative for the quantum era. Circuit-based communication can be scaled to support the Hidden Service Protocol (HSP) as well as cross-domain digital certificates that promise greater computing security, speed and efficiency.

Keywords Anonymity · TOR · circuit · non-invertible

sectionIntroduction

The Onion Routing (TOR) protocol provides non-traceability to the users of data networks. Non-traceability also called anonymity, complements other well established data security services as confidentiality, integrity and authentication. On the one hand, non-traceability is imperative for activists and informants, but on the other it does not allow to identify the origin where cybernetic crimes could be committed.

Unfortunately, the security of TOR's underlying algorithms is based on computational problems whose security has been threatened by the imminent development of quantum computers since Peter Shor conceived a useful quantum algorithm to solve in polynomial time the integer factoring problem running on a hypothetical quantum computer [1]. Worse still, the vast majority of the public key cryptography most used today, among which we can mention RSA, Diffie-Hellman (DH) and elliptic curve cryptography (ECC), will become useless in the near future because quantum computers will be able to break it [2]. Because of this, the National Institute of Standards and Technology (NIST) began in 2015 a process of evaluation of post-quantum algorithms to select the most suitable methods for cryptography in the quantum era. Currently, this process is in the third round of evaluation [3, 4].

Cryptography in the quantum era can be separated into two main approaches: quantum and post-quantum cryptography. A detailed review of these fields is beyond the purpose of this article. However, let us simply describe that quantum cryptography is based on the principles of quantum physics which are used to establish a secret key between two previously authenticated remote parties [5]. In this scheme, the Heisenberg uncertainty principle guarantees that an attacker is unable to control quantum communication because it generates detectable noise. Recently, research results have been published demonstrating the ability to resist quantum attacks [6–9].

Post-quantum cryptography encompasses those methods designed to be immune to the computational power of quantum computers [4, 10]. Several algorithms based on computational problems have been invented, the difficulty of which goes beyond the theoretical capacity of quantum computers. Among the most

*<https://www.upp.edu.mx/posgrado>—

prominent techniques, we can include code-based cryptography [11, 12], lattice based key exchange [13, 14], supersingular elliptic curve isogeny [15], hash based cryptography [16–19], zero knowledge [20, 21] and multivariate cryptography [22, 23].

As a final remark, we emphasize that the security of current technologies widely used on the internet as bitcoin and blockchain would be seriously threatened by quantum computers. TOR would be in the same disadvantage, whose basic anonymizer mechanism is supported on RSA, Diffie-Hellman and Elliptic Curve Cryptography. In this work, we extend a novel cryptographic approach introduced by Lizama in [24, 25] to achieve anonymous communication. In Appendix A can be found a detailed description of this protocol. The rest of the paper is organized as follows: in Section 2 we describe the fundamentals of TOR and circuit operation, we briefly discuss the hidden service protocol. In Section 3 we explain some security issues of Lizama’s ni-KEP and how it can be used to achieve non-traceability circuit communication. Finally, in Section 4 we emphasize the main advantages of our approach in terms of the key size, scalability and interoperability.

1 Non-traceable circuit-based communication

Today, the Onion Routing Protocol (TOR) has become the most widespread technology for achieving non-traceability and anonymous web browsing [26]. Non-traceability can be achieved thanks to a fundamental approach known as circuit-based communication between network nodes. In the following paragraphs we will discuss circuit-based communication and the hidden service protocol.

1.1 Circuit Initialization

Circuit-based communication between a user Alice that we will denote here as A and a web server that we represent as S, is built along at least three nodes of the network that we write as B, C, D: the input node is denoted here as B, the intermediate node is C and the exit node is represented as D. The purpose of the circuit is to establish a secret key between Alice and each of the three nodes of the network hiding Alice’s identity, at least from the intermediate node and the exit node. Alice establishes the secret key k_{ab} with B, who in turn allows Alice to set k_{ac} with C but as a result of this process input node B cannot know this key. Nodes B and C will allow Alice to derive k_{ad} with D, but again they cannot know the secret key. Using these keys, Alice prepares an onion data packet (see Figure 3) so that input node B knows the request coming from Alice but ignores the final destination of the packet. Intermediate node C knows the identity of the input node and the next node in the packet path, but neither of them correspond to Alice or the final web server’s identity. Finally, exit node D knows where is the web server but is unaware that Alice sent the request.

When using Diffie-Hellman (DH) as the key exchange algorithm and RSA as the authentication protocol, we see the circuit initialization in Figs. 1 and 2 where $g^{x_i} \bmod p$ represents the DH constructor sent by user i and $(g^{x_i} \bmod p)^{e_j} \bmod n_j$ means that the constructor is encrypted with the public key (e_j, n_j) that belongs to the target user j .

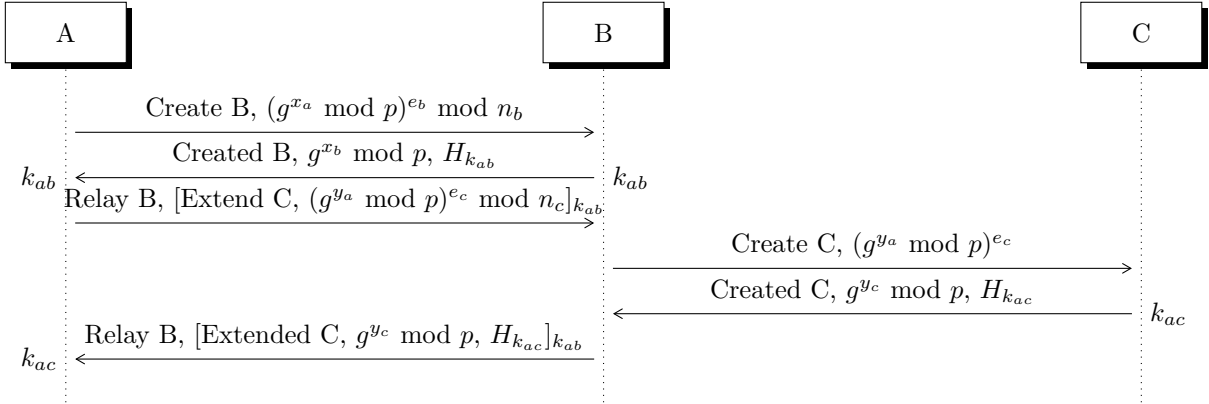


Figure 1: Alice sends B a packet with a Create B tag which means she must execute the key exchange protocol with A. Then, B sends a Created B confirmation response to Alice. Now, Alice sends B a packet labeled Relay B containing the Extend C command encrypted with k_{ab} . B decrypts it and forwards it to C. When B receives the Created C packet from C, she sends it back to Alice as a Relay B packet encrypted with k_{ab} . The hash value of the key H_k is appended to the packets for Alice to authenticate the source of the keys.

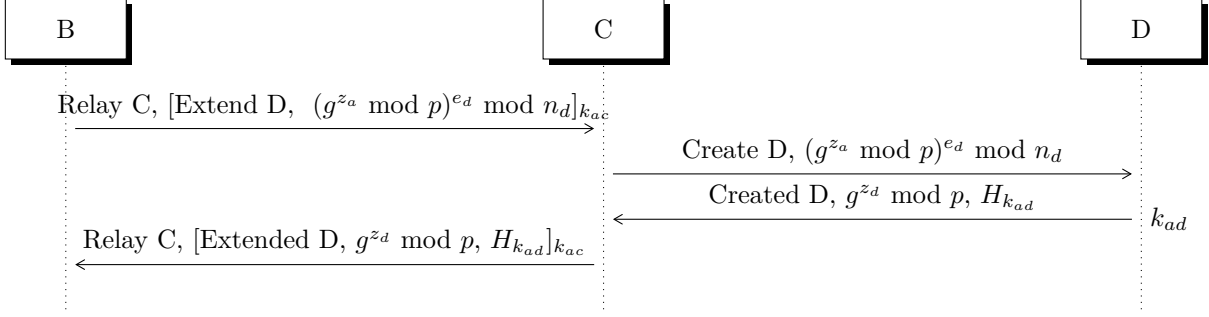


Figure 2: When B receives a packet labeled Relay B from Alice, it forwards it to C as a Relay C command. Then, C decrypts the message with k_{ac} and forwards it to D as a Create D command. In the opposite direction, when C receives a packet from D labeled Created D, forwards it to B encrypted with k_{ac} and labeled Relay C. Then B delivers it to Alice as a Relay B packet. Alice decrypts it with k_{ac} and she gets k_{ad} , the secret key between Alice and output node D.

In Figure 3 the onion routing protocol on the created circuits is shown. The notation $[m]_k$ denotes that the message m is encrypted with k . Therefore, in the final phase of the protocol, the output node D gets m and delivers the request to the server. Then node D returns the server’s response to C encrypted with k_{ad} by running the onion routing protocol in reverse.

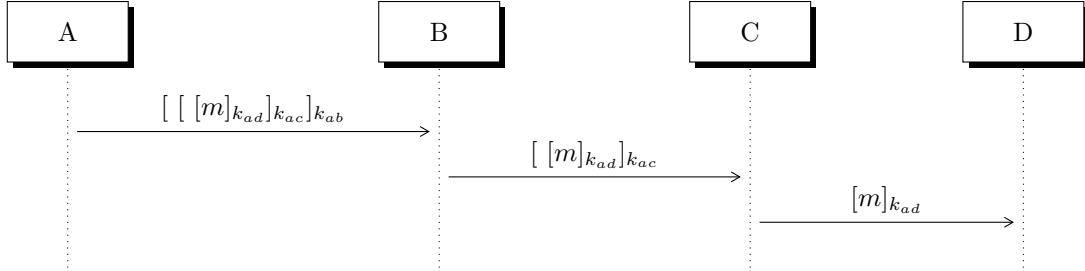


Figure 3: Basic functionality of the circuit-based protocol. Node D retrieves m and delivers it to the web server.

1.2 The Hidden Service Protocol

In the above discussion, circuit-based communication gives Alice (A) anonymity, however, it is still possible to identify the location of the Web Server (S) on the network. To avoid being traced, the server must run the Hidden Service Protocol (HSP) which is based on basic circuit function and the Onion Routing Protocol. HSP is represented in Figure 4 where the use of the circuits is observed. Instead of revealing its location on the network (that is, the IP address) by means of a directory service (DS), the web server publishes three nodes called Introduction Points (IP) that act as representatives of S and are connected to S through the three usual nodes of circuit-based communication. Alice randomly chooses an IP to inform S the chosen meeting point (RP) where the service will be achieved as shown in Figure 4. The Hidden Service Protocol demonstrates that the operation of the basic circuit makes it possible to keep the location of users and services on the network anonymous.

2 Non-traceability with Lizama’s non-invertible Key Exchange Protocol

A detailed description of Lizama’s non-invertible Key Exchange Protocol (ni-KEP) can be found in [24,25]. An overview of the protocol has been written in Appendix A. In this section we detail a method to construct a circuit using Lizama’s algorithm. A previous attempt was presented in [27], however the protocol is vulnerable to a MITM attack. First of all, let us introduce the mathematical notation we will use to describe the protocol and some important security issues.

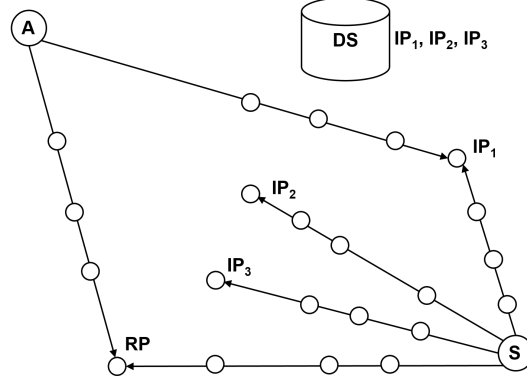


Figure 4: Simplified representation of the Hidden Service Protocol (HSP).

2.1 Mathematical notation

We use the symbol (P_i, Q_i) to represent the public key of the user i . Here, $P_i = p^{2x_i} k_i$ and $Q_i = q^{y_i} k_i$ where (x_i, k_i) constitute the private key of the user i provided that $x_i + y_i = \phi(n) + 1$. User j raises the public key of i to the power given by his private key numbers. Then j returns to i the number $[k_{i,j}] k_i$ where $[k_{i,j}] = p^{2x_i x_j} q^{y_i y_j}$ and k_i is a component of the private key of the user i , then he applies the inverse of k_i in order to derive the shared secret key $k_{i,j}$. The same procedure is applied in the opposite direction, so the user i sends to j the number $[k_{i,j}] k_j$ to get the same secret number $k_{i,j}$ (see Table 1).

Table 1: Mathematical representation of the public keys. All operations are performed module n where $n = pqr$.

Short notation	Math operation
(P_i, Q_i)	$P_i = p^{2x_i} k_i, Q_i = q^{y_i} k_i$
$P_i^{x_j} \cdot Q_i^{y_j}$	$(p^{2x_i} k_i)^{x_j} \cdot (q^{y_i} k_i)^{y_j}$
$[k_{i,j}] k_i$	$p^{2x_i x_j} q^{y_i y_j} k_i$

2.2 Prefix attack

Lizama's ni-KEP works as a cryptosystem as described in Appendix A. Let's just highlight some of the most important security properties:

1. Encryption in Lizama's algorithm is performed multiplying by the encryption key, so we denote that a message m is encrypted with the key k as $[w]_k$.
2. The Lizama cryptosystem is homomorphic under the multiplication operation. Therefore, if we consider the encryption $[w]_{k_a k_b}$ and assuming that we have the appropriate decryption key we can write:

$$\begin{aligned} [w]_{k_a k_b k_a^{-1}} &= [w]_{k_a} \\ [w]_{k_a k_b k_a^{-1}} &= [w]_{k_b} \end{aligned}$$

where k_i^{-1} represents the multiplicative inverse of k_i in \mathbb{Z}_n and $n = pqr$. Special attention must be paid to the messages exchanged through the public channel due to the rules of modular multiplication. When an eavesdropper captures let's say $[w]_{k_m}$ which is a prefix of another that we can write as $[w]_{k_m k_n}$, then she derives k_n because Eve first calculates the inverse of the prefix, it is say $[w]_{k_m}^{-1}$ and then she factors it from the second number. However, in Lizama's algorithm, k_n and $[w]_{k_m}$ are non-invertible integers in \mathbb{Z}_n . Despite this, the attacker could multiply them by 2^{-2} which changes the modulus from $4r$ to r , e.g. $p = q = 2$ and $n = 4r$. Suppose that Eve has captured from the public channel the integers $[4x]_{k_m}$ and

$[4x]_{k_m k_n}$ both in the module $4r$, and then she divides each of them by 2^{-2} , then Eve gets k_n because $([x]_{k_m})^{-1} \cdot ([x]_{k_m k_n}) = k_n \pmod{r}$. To avoid a prefix attack, k_n should be chosen to be greater than the prime integer r .

2.3 Non-traceability with Lizama's ni-KEP

Lizama's non-traceable protocol is depicted in Figures 5 and 6. The general idea is that node i can establish a secret key with node j but preserving anonymity of node i because i uses the public constructor (P_j, Q_j) to send $[k_{jw}]_{k_j}$ to j along with the temporary public constructor (P_w, Q_w) . Let us describe the steps of the protocol:

1. Using B's public key (P_b, Q_b) , Alice computes $[k_{bx}]_{k_b}$ and sends it to B along the constructor (P_x, Q_x) labeled as a Create command.
2. B derives k_{bx} and he takes (P_x, Q_x) to compute $[k_{bx}]_{k_x}$, then he sends it back to Alice inside a Created command who derives k_{bx} , the secret key between A and B.
3. Using C's public key (P_c, Q_c) , Alice computes and sends $[k_{cy}]_{k_c}$ to B along the constructor (P_y, Q_y) inside a Relay command and encrypted with k_{bx} .
4. B decrypts the message with k_{bx} so he gets $[k_{cy}]_{k_c}$, now he knows the identity of the next node and the public constructor (P_y, Q_y) , then B forwards them to C inside a Create C command.
5. C derives k_{cy} and he responds with $[k_{cy}]_{k_y}$ to B inside a Created C command, then C encrypts the packet with k_{bx} and forwards it to A as a Relay B command. Alice decrypts the command and she derives k_{cy} , the secret key between A and C.
6. Using D's public key (P_d, Q_d) , Alice computes $[k_{dz}]_{k_d}$ and sends them to B along the constructor (P_z, Q_z) encrypted with k_{cy} inside a Relay B command. B forwards the packet to C as a Relay C command, then C decrypts the message using k_{cy} .
7. C gets $[k_{dz}]_{k_d}$, the name of D and the public constructor (P_z, Q_z) , then he forwards them to D inside a Create D command.
8. D derives k_{dz} and responds with $[k_{dz}]_{k_z}$ to C as a Created D command. Then C encrypts it with k_{cy} and forwards it to B as a Relay C command, then C forwards it to A as a Relay B command.
9. Alice decrypts the packet and derives k_{dz} , the secret key between A and D.

In the protocol has not been appended the hash value of the shared key into the packet response. We incorporates this functionality in the reverse packets depicted in Fig. 7.

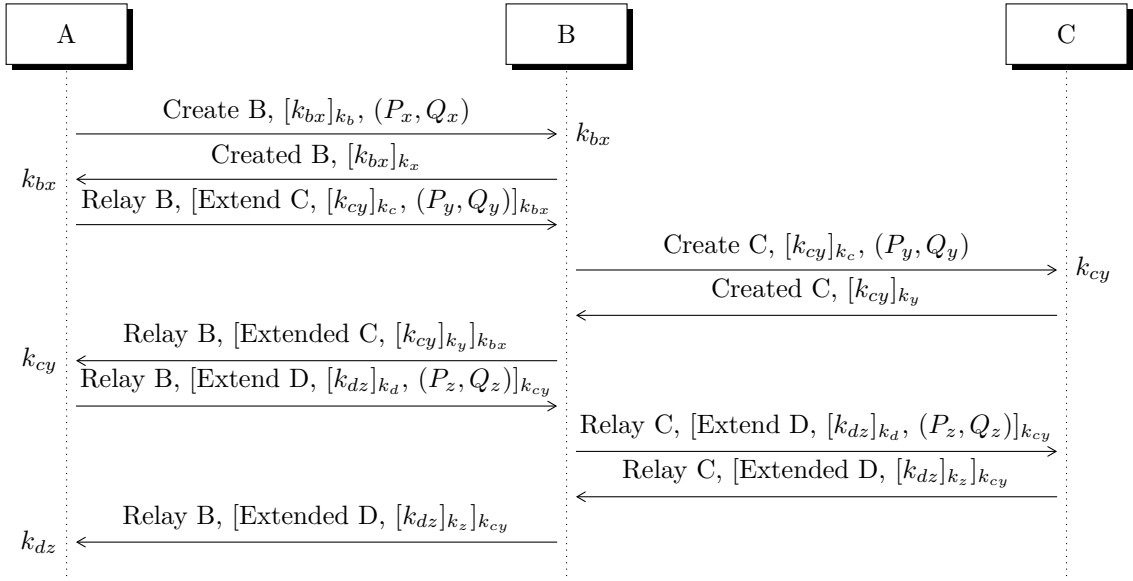


Figure 5: Circuit initialization protocol using ni-KEP.

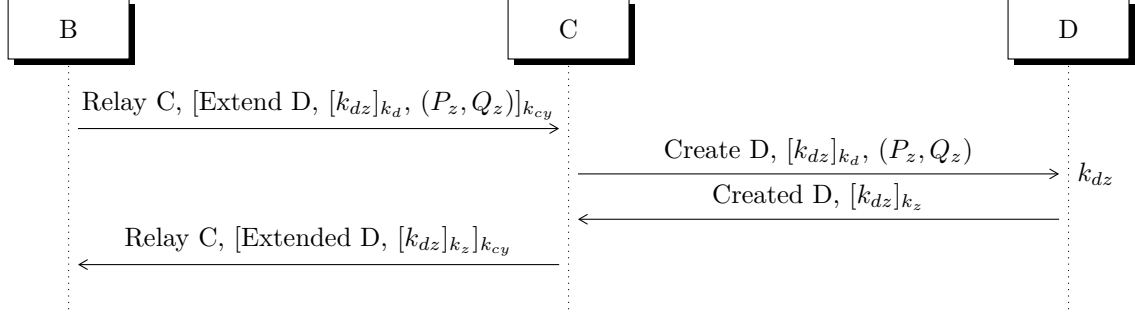


Figure 6: Circuit initialization (cont).

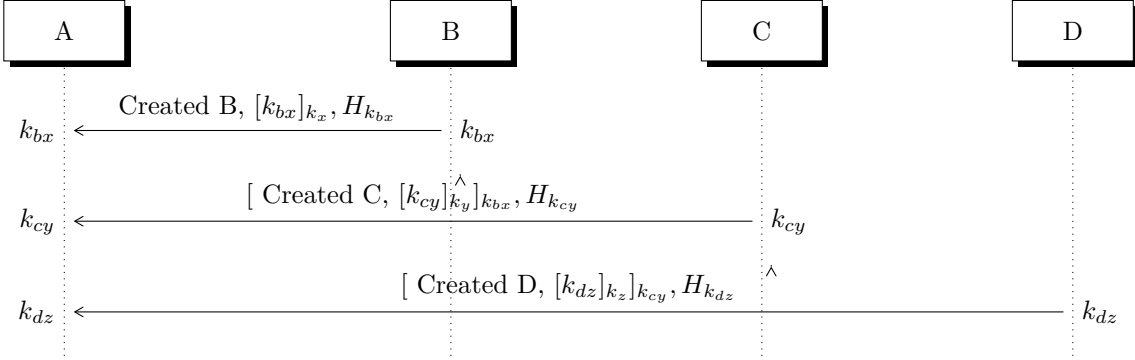


Figure 7: Hash integrity check. The packets in the opposite direction contain the Hash value of the shared key.

3 Discussion

After the third round of evaluation has been completed, NIST has chosen seven algorithms and eight alternative methods. Four of them are public key encryption and key-establishment systems. Three algorithms correspond to digital signature. In the first category are CRYSTALS-KYBER, NTRU-HPS, SABER which are lattice-based, while Classic McEliece is a public key encryption system based on code theory. In relation to digital signature schemes, CRYSTALS-DILITHIUM and FALCON are lattice-based and Rainbow is a multivariate-based method. Since our approach falls into the first category, we found that public keys size in Lizama’s protocol has the smallest size: 0.256 kilobytes when n reaches 1024 bits (see Table 2).

Even more in [25] has been demonstrated that Lizama’s protocol can be scaled to support digital certificates and interoperability across different certification domains. For the reasons discussed above, we consider our approach to be very promising to achieve user anonymity in data networks in the pre-quantum and quantum era, since the size of the keys is highly competitive leading to greater computing speed and efficiency.

4 Conclusions

In this research we have discussed a new approach to circuit-based communication to achieve user anonymity through Lizama’s non-invertible key exchange protocol. Since the circuit communication is the foundation of the onion routing protocol, it can be properly enhanced to anonymize web services as well.

The non-invertible key exchange algorithm has been conceived on the basis of perfect secrecy, thus the approach presented here can be properly used in the pre-quantum and quantum era since Lizama’s protocol has the smallest key size when compared to main post-quantum schemes. Furthermore Lizama’s protocol can be scaled to support digital certificates and interoperability across different certification domains.

Table 2: A comparison of Lizama’s protocol in relation to the National Institute of Standards and Technology (NIST) Round 3 finalist algorithms is shown in the categories of public key encryption and key-establishment methods [28].

Scheme	System	Public Key (KB)	Private Key (KB)	Signature (KB)
Public Key/ KEM	LIZAMA’S KEP	0.256 – 0.512	0.192 – 0.384	–
	Classic McEliece	261,120 – 1,357,824	6,492 – 14,120	–
	CRYSTALS-KYBER	1.632 – 3.168	0.8 – 1.568	–
	NTRU-HPS	0.931 – 1.230	1.235 – 1.592	–
	SABER	0.672 – 1.312	1.568 – 3.040	–
Signature Algorithms	CRYSTALS-DILITHIUM	1.312 – 2.592	–	2.420 – 4.595
	FALCON	0.897 – 1.793	–	0.666 – 0.280
	Rainbow	157.8 – 1,885.4	101.2 – 1,375.7	0.066 – 0.212

A Lizama’s Key Exchange Protocol

Lizama’s key exchange protocol was introduced in [24, 25] and is illustrated in Fig. 8. The public key of user i (a for Alice, b for Bob) has two components (P_i, Q_i) where $P_i = p^{2x_i} k_i \bmod n$ and $Q_i = q^{y_i} k_i \bmod n$. The value x_i is chosen randomly while y_i is computed according to the relation $y_i = \phi(n) - x_i + 1$. The module n is the product of three public integer primes, so that $n = p \cdot q \cdot r$ where p and q are small prime numbers and r is a big integer prime. To achieve indistinguishability p and q are suggested to be 2, since 2 is a primitive root module r [24]. The exponent is chosen to be $2x_i$ instead of x_i to avoid a multiplication attack. The x_i value constitutes along k_i the private key of user i where k_i is an invertible integer in the ring \mathbb{Z}_n . Users exchange their public keys (P_i, Q_i) as well as the integer module n . The steps of the protocols are summarized as follows:

1. Once public keys have been exchanged, the users perform two operations over the numbers received: exponentiation and multiplication as indicated in Tab. 3.

Table 3: Exponentiation and multiplication are performed by users after their public keys have been exchanged.

User	Operation	Result
Alice	$(p^{2x_b} \cdot k_b \bmod n)^{x_a} \cdot (q^{y_b} \cdot k_b \bmod n)^{y_a} =$	$p^{2x_b x_a} q^{y_b y_a} \cdot k_b \bmod n$
Bob	$(p^{2x_a} \cdot k_a \bmod n)^{x_b} \cdot (q^{y_a} \cdot k_a \bmod n)^{y_b} =$	$p^{2x_a x_b} q^{y_a y_b} \cdot k_a \bmod n$

2. To derive the results in the right column of Table 3, Euler’s theorem is applied in \mathbb{Z}_n . The theorem is written in Eq.1 where $n = pqr$ and $\phi(n) = (p-1)(q-1)(r-1)$. Here, k and n are relative prime each other, so k is an invertible integer in \mathbb{Z}_n . Thus, according to Eq.1 we have $k^{\phi(n)+1} = k^{\phi(n)} \cdot k^1 = k$.

$$k^{\phi(n)} \equiv 1 \pmod{n} \quad (1)$$

3. Users exchange the resulting value $p^{2x_a x_b} q^{y_a y_b} k_i \bmod n$, which is multiplied by the corresponding inverse k_i^{-1} at each side to derive the secret shared key $p^{2x_a x_b} q^{y_a y_b} \bmod n$ as depicted in Fig. 8.

A.1 Encryption-system

In Fig. 3, the secret shared key k_s is a non-invertible number in \mathbb{Z}_n , thus a convenient method to achieve a cipher-system and secret communication is to divide $k_s = p^{2x_a x_b} q^{y_a y_b} \bmod n$ by pq . Now, Alice and Bob can compute its multiplicative inverse k_r^{-1} . The enciphered message is obtained as $c = m \cdot k_r \bmod r$ and the original plaintext is recovered as $m = c \cdot k_r^{-1} \bmod r$ because $m = m \cdot k_r k_r^{-1} \bmod r$. To send a message encoded as an integer in \mathbb{Z}_r , the number m must be less than r .

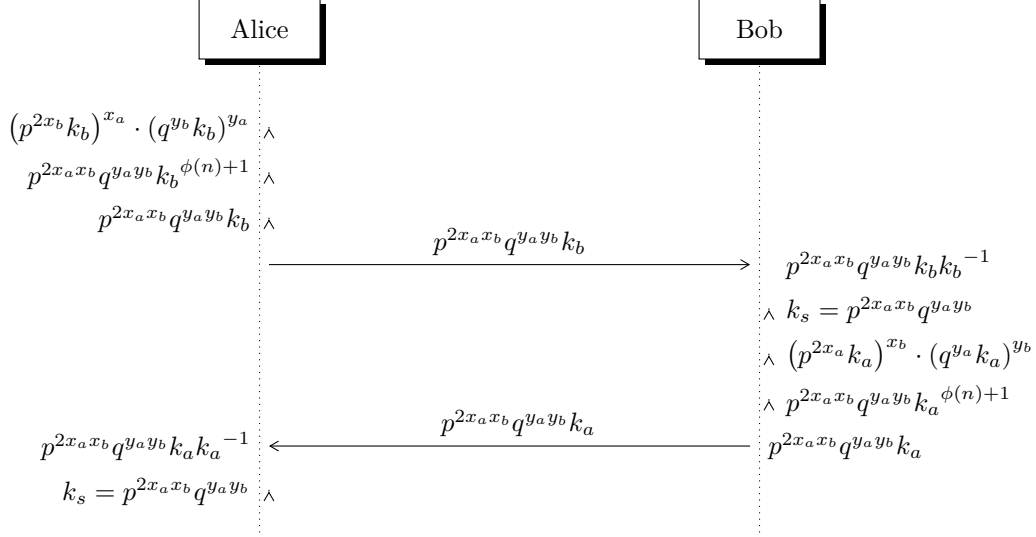


Figure 8: Lizama’s non-invertible KEP [24]. All operations are modulo n where $n = pqr$. According to Euler’s theorem $k^{\phi(n)+1} \bmod n = k$ because k is an invertible integer in \mathbb{Z}_n .

Table 4: Encryption/decryption mathematical relations.

Message	Mathematical relation
Encryption	$c = m \cdot k_r \bmod r$
Decryption	$m = c \cdot k_r^{-1} \bmod r$

References

- [1] Peter W Shor. Algorithms for quantum computation: Discrete logarithms and factoring. In *Foundations of Computer Science, 1994 Proceedings., 35th Annual Symposium on*, pages 124–134. IEEE, 1994.
- [2] Marco A Barreno. The future of cryptography under quantum computers. 2002.
- [3] Information Technology Laboratory. PQC Standardization Process: Third Round Candidate Announcement. <https://csrc.nist.gov/news/2020/pqc-third-round-candidate-announcement>, 2020. [Online; accessed 08-October-2020].
- [4] Lily Chen, Lily Chen, Stephen Jordan, Yi-Kai Liu, Dustin Moody, Rene Peralta, Ray Perlner, and Daniel Smith-Tone. *Report on post-quantum cryptography*, volume 12. US Department of Commerce, National Institute of Standards and Technology, 2016.
- [5] H Bennett Ch and G Brassard. Quantum cryptography: public key distribution and coin tossing int. In *Conf. on Computers, Systems and Signal Processing (Bangalore, India, Dec. 1984)*, pages 175–9, 1984.
- [6] Luis A Lizama-Pérez, J Mauricio López, Eduardo De Carlos-López, and Salvador E Venegas-Andraca. Quantum flows for secret key distribution in the presence of the photon number splitting attack. *Entropy*, 16(6):3121–3135, 2014.
- [7] Luis Adrian Lizama-Pérez, José Mauricio López, and Eduardo De Carlos López. Quantum key distribution in the presence of the intercept-resend with faked states attack. *Entropy*, 19(1):4, 2016.
- [8] López JM Lizama-Perez LA. Quantum key distillation using binary frames. *Symmetry*, 12(6):1053, 2020.
- [9] Luis Adrián Lizama-Pérez, Emmanuel H Samperio, et al. Beyond the limits of shannon’s information in quantum key distribution. *Entropy*, 23(2):229, 2021.
- [10] Daniel J Bernstein and Tanja Lange. Post-quantum cryptography. *Nature*, 549(7671):188–194, 2017.
- [11] Robert J McEliece. A public-key cryptosystem based on algebraic. *Coding Thv*, 4244:114–116, 1978.

- [12] David Ott, Christopher Peikert, et al. Identifying research challenges in post quantum cryptography migration and cryptographic agility. *arXiv preprint arXiv:1909.07353*, 2019.
- [13] ShanBiao Wang, Yan Zhu, Di Ma, and RongQuan Feng. Lattice-based key exchange on small integer solution problem. *Science China Information Sciences*, 57(11):1–12, 2014.
- [14] Criptoanálisis del protocolo de intercambio de claves basado en celosía de wang et al. *Perspectives in Science*.
- [15] David Jao and Luca De Feo. Towards quantum-resistant cryptosystems from supersingular elliptic curve isogenies. In *International Workshop on Post-Quantum Cryptography*, pages 19–34. Springer, 2011.
- [16] Leslie Lamport. Constructing digital signatures from a one-way function. Technical report, Technical Report CSL-98, SRI International Palo Alto, 1979.
- [17] Ralph C Merkle. Method of providing digital signatures, January 5 1982. US Patent 4,309,569.
- [18] Luis A Lizama-Perez. Digital signatures over hash-entangled chains. *SN Applied Sciences*, 1(12):1568, 2019.
- [19] Luis Adrián Lizama-Pérez, Leonardo Javier Montiel-Arrieta, Flor Seleyda Hernández-Mendoza, Luis Adrián Lizama-Servín, and Simancas-Acevedo Eric. Public hash signature for mobile network devices. *Ingeniería, Investigación y Tecnología*, XX(2):1–10, 2019.
- [20] Shafi Goldwasser, Silvio Micali, and Charles Rackoff. The knowledge complexity of interactive proof systems. *SIAM Journal on computing*, 18(1):186–208, 1989.
- [21] Eli Ben-Sasson, Iddo Bentov, Yinon Horesh, and Michael Riabzev. Scalable, transparent, and post-quantum secure computational integrity. *IACR Cryptology ePrint Archive*, 2018:46, 2018.
- [22] Tsutomu Matsumoto and Hideki Imai. Public quadratic polynomial-tuples for efficient signature-verification and message-encryption. In *Workshop on the Theory and Application of Cryptographic Techniques*, pages 419–453. Springer, 1988.
- [23] Jintai Ding and Dieter Schmidt. Rainbow, a new multivariable polynomial signature scheme. In *International Conference on Applied Cryptography and Network Security*, pages 164–175. Springer, 2005.
- [24] Luis Adrian Lizama-Perez. Non-invertible key exchange protocol. *SN Applied Sciences*, 2:1083, 2020.
- [25] Luis Adrián Lizama-Perez, J Mauricio López R, et al. Non-invertible public key certificates. *Entropy*, 23(2):226, 2021.
- [26] Paul Syverson, D Goldschlag, and M Reed. Onion routing for anonymous and private internet connections. *Communications of the ACM*, 42(2):5, 1999.
- [27] I.N. Lucio-Morales and L.A. Lizama-Pérez. Sistema de autenticación anónima por medio de criptografía no invertible. In *Símpoio Iberoamericano Multidisciplinario de Ciencias e Ingenierías*, volume 8, pages 25–34. Universidad Politécnica de Pachuca, 2020.
- [28] Edoardo Persichetti. NIST Round 3 finalists. <https://pqc-wiki.fau.edu/w/Special:DatabaseHome>, 2020. [Online; accessed March 2, 2021].