



Massively Parallel Correlation Clustering in Bounded Arboricity Graphs

Mélanie Cambus ✉ 

Aalto University, Finland

Davin Choo ✉ 

National University of Singapore, Singapore

Havu Miikonen ✉ 

Aalto University, Finland

Jara Uitto ✉ 

Aalto University, Finland

Abstract

Identifying clusters of similar elements in a set is a common task in data analysis. With the immense growth of data and physical limitations on single processor speed, it is necessary to find efficient parallel algorithms for clustering tasks. In this paper, we study the problem of correlation clustering in bounded arboricity graphs with respect to the Massively Parallel Computation (MPC) model. More specifically, we are given a complete graph where the edges are either positive or negative, indicating whether pairs of vertices are similar or dissimilar. The task is to partition the vertices into clusters with as few disagreements as possible. That is, we want to minimize the number of positive inter-cluster edges and negative intra-cluster edges.

Consider an input graph G on n vertices such that the positive edges induce a λ -arboric graph. Our main result is a 3-approximation (*in expectation*) algorithm to correlation clustering that runs in $\mathcal{O}(\log \lambda \cdot \text{poly}(\log \log n))$ MPC rounds in the *strongly sublinear memory regime*. This is obtained by combining structural properties of correlation clustering on bounded arboricity graphs with the insights of Fischer and Noever (SODA '18) on randomized greedy MIS and the PIVOT algorithm of Ailon, Charikar, and Newman (STOC '05). Combined with known graph matching algorithms, our structural property also implies an exact algorithm and algorithms with *worst case* $(1 + \varepsilon)$ -approximation guarantees in the special case of forests, where $\lambda = 1$.

2012 ACM Subject Classification Theory of computation \rightarrow MapReduce algorithms; Theory of computation \rightarrow Unsupervised learning and clustering

Keywords and phrases MPC Algorithm, Correlation Clustering, Bounded Arboricity

Funding *Mélanie Cambus*: This work was supported in part by the Academy of Finland, Grant 334238.

Davin Choo: This research/project is supported by the National Research Foundation, Singapore under its AI Singapore Programme (AISG Award No: AISG-PhD/2021-08-013).

Jara Uitto: This work was supported in part by the Academy of Finland, Grant 334238.

1 Introduction

Graphs are a versatile abstraction of datasets and clustering on graphs is a common unsupervised machine learning task for data-analytical purposes such as community detection and link prediction [14, 11].

Here, we study the correlation clustering problem which aims at grouping elements of a dataset according to their similarities. Consider the setting where we are given a complete signed graph $G = (V, E = E^+ \cup E^-)$ where edges are given positive (E^+) or negative (E^-) labels, signifying whether two points are similar or not. The task is to find a partitioning of the vertex set V into clusters C_1, C_2, \dots, C_r , where r is not fixed by the problem statement

45 but can be chosen freely by the algorithm.¹ If endpoints of a positive edge belong to the same
 46 cluster, we say that the edge is a *positive agreement*; and a *positive disagreement* otherwise.
 47 Meanwhile, if endpoints of a negative edge belong to the same cluster, we say that the edge
 48 is a *negative disagreement*; and a *negative agreement* otherwise. The goal of correlation
 49 clustering is to obtain a clustering that maximizes agreements or minimizes disagreements.

50 As pointed out by Chierichetti, Dalvi and Kumar [15], the positive degrees of vertices are
 51 typically bounded in many applications. This motivates the study of parallel algorithms for
 52 correlation clustering as a function of the maximum degree of the input graph. However,
 53 many real life networks, such as those modelled by scale-free network models (such as
 54 Barabási-Albert), admit structures with a few high degree nodes and a small average degree.
 55 To capture such graphs, we generalize the study of bounded degree graphs to the study
 56 of low arboricity graphs in this work. In particular, we focus on the case of minimizing
 57 disagreements when the positive edges of the input graph induces a λ -arboric graph.

58 In the complete signed graph setting, one can perform cost-charging arguments via “bad
 59 triangles” to prove approximation guarantees. A set of 3 vertices $\{u, v, w\}$ is a *bad triangle*
 60 if $\{u, v\}, \{v, w\} \in E^+$ and $\{u, w\} \in E^-$. As edges of any bad triangle induce at least one
 61 disagreement in any clustering, one can lower bound the cost of any optimum clustering
 62 by the number of *edge-disjoint* bad triangles in the input graph. PIVOT [2] is a well-known
 63 algorithm that provides a 3-approximation (in expectation) to the problem of minimizing
 64 disagreements in the sequential setting by using a cost-charging argument on bad triangles. It
 65 works as follows: as long as the graph is non-empty, pick a vertex v uniformly at random and
 66 form a new cluster using v and its “positive neighbors” (i.e. joined by a positive edge). One
 67 can view PIVOT as simulating greedy MIS with respect to a uniform-at-random permutation
 68 of vertices.²

69 Many of the known distributed algorithms for the correlation clustering problem adapt
 70 the PIVOT algorithm. The basic building block is to fix a random permutation and to
 71 create the clusters by finding, in parallel, local minimums according to the permutation. The
 72 `ParallelPIVOT`, `C4` and `ClusterWild!` algorithms [15, 33] all obtain constant approximations
 73 in $\mathcal{O}(\log n \cdot \log \Delta)$ synchronous rounds, where Δ stands for the maximum positive degree.³
 74 Meanwhile, with a tighter analysis of randomized greedy MIS algorithm [21], one can obtain
 75 a 3-approximation in $\mathcal{O}(\log n)$ rounds by directly simulating PIVOT. All above approximation
 76 guarantees are in expectation.

77 1.1 Computational model

78 We consider the *Massive Parallel Computation (MPC) model* [30, 8] which serves as a
 79 theoretical abstraction of several popular massively parallel computation frameworks such as
 80 Dryad [29], Hadoop [36], MapReduce [18], and Spark [37].

81 In the MPC model, we have M machines, each with memory size S , and we wish to solve
 82 a problem given an input of size N . In the context of correlation clustering, we may think of

¹ This is in contrast to, for example, the classic k -means clustering where k is an input problem parameter.

² A subset $M \subseteq V$ is a maximal independent set (MIS) if (1) for any two vertices $u, v \in M$, u and v are not neighbors, and (2) for any vertex $v \in V$, either $v \in M$ or v has a neighbor in M . Given a vertex ordering $\pi : [n] \rightarrow V$, greedy MIS refers to the process of iterating through $\pi(1), \dots, \pi(n)$ and adding each vertex to M if it has no neighbor of smaller ordering.

³ Technically speaking, `ParallelPIVOT` does not compute a greedy MIS. Instead, it computes random independent sets in each phase and only uses the initial random ordering to perform tie-breaking. i.e. if a vertex u has more than one positive neighbor in the independent set, then vertex u joins the cluster defined by the neighbor with the smallest assigned order.

83 $N = |E^+|$, since the negative edges can be inferred from missing positive edges. Typically,
 84 the *local* memory bound S is assumed to be significantly smaller than N . We focus on the
 85 *strongly sublinear memory* regime, where $S = \tilde{O}(n^\delta)$ for some constant $\delta < 1$. Ideally, the
 86 total memory $S \cdot M$ is not much larger than N .

87 The computation in the MPC model proceeds in *synchronous rounds*. In each round,
 88 each machine can perform arbitrary computation on the data that resides on it.⁴ Then, each
 89 machine communicates in an all-to-all fashion with all other machines conditioned on sending
 90 and receiving messages of size at most $\mathcal{O}(S)$. This concludes the description of an MPC
 91 round. Since communication costs are typically the bottleneck, the metric for evaluating the
 92 efficiency of an MPC algorithm is the *number of rounds* required.

93 1.2 Our contributions

94 Our goal is to obtain efficient algorithms for correlation clustering in the sublinear memory
 95 regime of MPC (see Model 1) when given a complete signed graph G , with maximum
 96 positive degree Δ , where the set of positive edges E^+ induces a λ -arboric graph. Our main
 97 contributions are the following:

98 1. By combining known techniques, we show that one can compute a randomized greedy MIS,
 99 with respect to a uniform-at-random permutation of vertices, in $\mathcal{O}(\log \Delta \cdot \log^3 \log n)$
 100 MPC rounds. If we allow extra global memory (see Model 2), this can be sped up to
 101 $\mathcal{O}(\log \Delta \cdot \log \log n)$ MPC rounds. See Theorem 6 for details.

102 We believe that this result is of independent interest beyond applications to correlation
 103 clustering. To the best of our knowledge, our algorithm for greedy MIS improves upon
 104 the state-of-the-art for any $\Delta \in o(n^{1/\log^3 \log n})$.

105 2. Our main result (Theorem 12) is that one can effectively ignore vertices of degrees
 106 larger than $\mathcal{O}(\lambda)$ when computing a correlation clustering. Then, the overall runtime
 107 and approximation guarantees are inherited from the choice of algorithm used to solve
 108 correlation clustering on the remaining bounded degree subgraph.⁵

109 3. Using our main result, we show how to obtain efficient correlation clustering algorithms
 110 for bounded arboricity graphs. By simulating PIVOT on a graph with maximum degree
 111 $\mathcal{O}(\lambda)$ via Theorem 6, we get

- 112 (i) A 3-approximation (in expectation) algorithm in $\mathcal{O}(\log \lambda \cdot \log^3 \log n)$ MPC rounds.
- 113 (ii) A 3-approximation (in expectation) algorithm in $\mathcal{O}(\log \lambda \cdot \log \log n)$ MPC rounds,
 114 possibly using extra global memory.

115 In the special case of forests (where $\lambda = 1$), we show that the optimum correlation
 116 clustering is equivalent to computing a *maximum matching*. Let $0 < \varepsilon \leq 1$ be a constant.
 117 By invoking three different known algorithms (one for *maximum matching* and two for
 118 *maximal matching*), and hiding $1/\varepsilon$ factors in $\mathcal{O}_\varepsilon(\cdot)$, we obtain

- 119 (iii) An exact randomized algorithm that runs in $\tilde{\mathcal{O}}(\log n)$ MPC rounds.
- 120 (iv) A $(1 + \varepsilon)$ -approx. (worst case) det. algo. that runs in $\mathcal{O}_\varepsilon(\log \log^* n)$ MPC rounds.
- 121 (v) A $(1 + \varepsilon)$ -approx. (worst case) randomized algo. that runs in $\mathcal{O}_\varepsilon(1)$ MPC rounds.

122 Finally, for low-arboricity graphs, the following result may be of interest:

- 123 (vi) An $\mathcal{O}(\lambda^2)$ -approx. (worst case) deterministic algo. that runs in $\mathcal{O}(1)$ MPC rounds.

124 For more details and an in-depth discussion about our techniques, see Section 2.

⁴ Although there is no hard computation constraint in the MPC model, all known MPC algorithms spend polynomial time on each machine in any given round.

⁵ In some works, “bounded degree” is synonymous with “maximum degree $\mathcal{O}(1)$ ”. Here, we mean that the maximum degree is $\mathcal{O}(\lambda)$.

1.3 Outline and notation

1.3.1 Outline

Before diving into formal details, we highlight the key ideas behind our results in Section 2. Section 3 shows how to efficiently compute a randomized greedy MIS. Our structural result about correlation clustering in bounded arboricity graphs is presented in Section 4. We combine this structural insight with known algorithms in Section 5 to yield efficient correlation clustering algorithms. Finally, we conclude with some open questions in Section 6.

Due to space constraints, we will defer some proof details to Appendix A.

1.3.2 Notation

In this work, we only deal with complete signed graphs $G = (V, E = E^+ \cup E^-)$ where $|V| = n$, $|E| = \binom{n}{2}$, and E^+ and E^- denote the sets of positively and negatively labeled edges respectively. For a vertex v , the sets $N^+(v) \subseteq V$ and $N^-(v) \subseteq V$ denote vertices that are connected to v via positive and negative edges, respectively. We write $\Delta = \max_{v \in V} |N^+(v)|$ as the maximum *positive* degree in the graph. The k -hop neighborhood of a vertex v is the set of vertices that have a path from v involving at most k *positive* edges.

A clustering \mathcal{C} is a partition of the vertex set V . That is, \mathcal{C} is a set of sets of vertices such that (i) $A \cap B = \emptyset$ for any two sets $A, B \in \mathcal{C}$ and (ii) $\cup_{A \in \mathcal{C}} A = V$. For a cluster $C \subseteq V$, $N_C^+(v) = N^+(v) \cap C$ is the set of positive neighbors of v that lie within cluster C . We write $d_C^+(v) = |N^+(v) \cap C|$ to denote the positive degree of v within C . If endpoints of a positive edge *do not* belong to the same cluster, we say that the edge is a *positive disagreement*. Meanwhile, if endpoints of a negative edge belong to the same cluster, we say that the edge is a *negative disagreement*. Given a clustering \mathcal{C} , the cost of a clustering $\text{cost}(\mathcal{C})$ is defined as the total number of disagreements.

The arboricity λ_G of a graph $G = (V, E)$ is defined as $\lambda_G = \max_{S \subseteq V} \left\lceil \frac{|E(S)|}{|S|-1} \right\rceil$, where $E(S)$ is the set of edges induced by $S \subseteq V$. We drop the subscript G when it is clear from context. A graph with arboricity λ is said to be λ -arboric. We denote the set $\{1, 2, \dots, n\}$ by $[n]$. We hide absolute constant multiplicative factors and multiplicative factors logarithmic in n using standard notations: $\mathcal{O}(\cdot)$, $\Omega(\cdot)$, and $\tilde{\mathcal{O}}(\cdot)$. The notation $\log^* n$ refers to the smallest integer t such that the t -iterated logarithm of n is at most 1.⁶ An event \mathcal{E} on a n -vertex graph holds with high probability if it happens with probability at least $1 - n^{-c}$ for an arbitrary constant $c > 1$, where c may affect other constants (e.g. those hidden in the asymptotics).

We now fix the parameters in our model of computation. Model 1 is the standard definition of strongly sublinear MPC regime while Model 2 is a relaxed variant which guarantees that there are at least $M \geq n$ machines. While the latter model may utilize more global memory than the standard strongly sublinear regime, it facilitates conceptually simpler algorithms.

► **Model 1** (Strongly sublinear MPC regime). *Consider the MPC model. The input graph with n vertices is of size $N \in \Omega(n)$. We have $M \in \Omega(N/S)$ machines, each having memory size $S \in \tilde{\mathcal{O}}(n^\delta)$, for some constant $0 < \delta < 1$. The total global memory usage is $M \cdot S \geq N$.*

► **Model 2** (Strongly sublinear MPC regime with at least n machines). *Consider the MPC model. The input graph with n vertices is of size $N \in \Omega(n)$. We have $M \geq n$ machines and each vertex is given access to a machine with memory size $S \in \tilde{\mathcal{O}}(n^\delta)$, for some constant $0 < \delta < 1$. The total global memory usage is $\max\{\tilde{\mathcal{O}}(n^{1+\delta}), M \cdot S\} \geq N$.*

⁶ That is, $\log^{(t)} n \leq 1$. For all practical values of n , one may treat $\log^* n \leq 5$.

167 To avoid unnecessary technical complications for Model 2, we assume throughout the
 168 paper that $\Delta \in \mathcal{O}(S)$. This assumption can be lifted using the virtual communication tree
 169 technique described by Ghaffari and Uitto [26].

170 ► Remark 3 (Role and motivation for Model 2). From an algorithmic design perspective, the
 171 slightly relaxed Model 2 allows one to focus on keeping the amount of “local memory required
 172 by each vertex” to the sublinear memory regime. Oftentimes⁷, algorithms are first described
 173 in relaxed models (such as Model 2, or by simply allowing more total global memory used)
 174 with a simple-to-understand analysis before using further complicated argument/analysis to
 175 show that it in fact also works in Model 1.⁸

176 1.4 Further related work

177 Correlation clustering on complete signed graphs was introduced by Bansal, Blum and
 178 Chawla [4].⁹ They showed that computing the optimal solution to correlation clustering is
 179 NP-complete, and explored two different optimization problems: maximizing agreements, or
 180 minimizing disagreements. While the optimum clusterings to both problems are the same (i.e.
 181 a clustering minimizes disagreements if and only if it maximizes agreements), the complexity
 182 landscapes of their approximate versions are wildly different.

183 Maximizing agreements is known to admit a polynomial time approximation scheme
 184 in complete graphs [4]. Furthermore, Swamy [35] gave a 0.7666-approximation on general
 185 weighted graphs via semidefinite programming.

186 On the other hand, for minimizing disagreements, the best known approximation ratio for
 187 complete graphs is 2.06, due to CMSY [13], via probabilistic rounding of a linear program (LP)
 188 solution. This 2.06-approximation uses the same LP as the one proposed by Ailon, Charikar
 189 and Newman [2] but performs probabilistic rounding more carefully, nearly matching the
 190 integrality gap of 2 shown by Charikar, Guruswami and Wirth [12]. In general weighted
 191 graphs, the current state of the art, due to DEFI [19], gives an $\mathcal{O}(\log n)$ -approximation
 192 through an LP rounding scheme.

193 In a distributed setting, PPORRJ [33] presented two random algorithms (**C4** and
 194 **ClusterWild!**) to address the correlation clustering problem in the case of complete
 195 graphs, aiming at better time complexities than **KwikCluster**. The **C4** algorithm gives a 3-
 196 approximation in expectation, with a polylogarithmic number of rounds where the greedy MIS
 197 problem is solved on each round. The **ClusterWild!** algorithm gives up on the independence
 198 property in order to speed up the process, resulting in a $(3 + \varepsilon)$ -approximation. Both those
 199 algorithms are proven to terminate after $\mathcal{O}(\frac{1}{\varepsilon} \cdot \log n \cdot \log \Delta)$ rounds with high probability. A
 200 third distributed algorithm for solving correlation clustering is given by Chierichetti, Dalvi
 201 and Kumar [15] for the MapReduce model. Their algorithm, **ParallelPivot**, also gives

⁷ As a warm-up description of their algorithm, Ghaffari and Uitto [26, Assumption (2) on page 6] uses more machines than just $M = N/S$. Meanwhile, using slightly more global memory, the algorithm of ASSWZ [3] is straightforward to understand (e.g. see Ghaffari [22, Section 3.3]) and can achieve conjecturally optimal running time, with respect to the $\Omega(\log D)$ conditional lower bound for solving graph connectivity in MPC via the 2-cycle problem.

⁸ In our case, we first designed Algorithm 3 in Model 2 but were unable to show that it also works in Model 1. Thus, we designed Algorithm 2 that works in Model 1. However, we decided to keep the description and analysis of the simpler Algorithm 3 in the paper – it is algorithmically very clean and we hope that it is easier to understand the technicalities of the more involved Algorithm 3 after seeing the structure and analysis of the simpler Algorithm 2.

⁹ For relevant prior work, we try our best to list all authors when there are three or less, and use their initials when there are more (e.g. CMSY, PPORRJ, BBDFHKU). While this avoids the use of et al. in citations in favor of an equal mention of all authors’ surnames, we apologize for the slight unreadability.

202 a constant approximation in polylogarithmic time, without solving a greedy MIS in each
 203 round. Using a tighter analysis, Fischer and Noever [21] showed that randomized greedy
 204 MIS terminates in $\mathcal{O}(\log n)$ round with high probability, which directly implies an $\mathcal{O}(\log n)$
 205 round simulation of PIVOT in various distributed computation models.

206 For our approach, the *randomized greedy MIS* plays a crucial role in terms of the approxim-
 207 ation ratio. Blelloch, Fineman and Shun [10] showed that randomized greedy MIS terminates
 208 in $\mathcal{O}(\log^2 n)$ parallel rounds with high probability. This was later improved to $\mathcal{O}(\log n)$
 209 rounds by Fischer and Noever [21]. Faster algorithms are known for finding an MIS that may
 210 not satisfy the greedy property. For example, Ghaffari and Uitto [26] showed that there is an
 211 MIS algorithm running in $\mathcal{O}\left(\sqrt{\log \Delta} \cdot \log \log \Delta + \sqrt{\log \log n}\right)$ MPC rounds. This algorithm
 212 was later adapted to bounded arboricity with runtime of $\mathcal{O}\left(\sqrt{\log \lambda} \cdot \log \log \lambda + \log^2 \log n\right)$ by
 213 BBDFHKU [9] and improved to $\mathcal{O}\left(\sqrt{\log \lambda} \cdot \log \log \lambda + \log \log n\right)$ by Ghaffari, Grunau and
 214 Jin [24]. There is also a deterministic MIS algorithm that runs in $\mathcal{O}(\log \Delta + \log \log n)$ MPC
 215 rounds due to Czumaj, Davies and Parter [16].

206 **2 Techniques**

217 In this section, we highlight the key ideas needed to obtain our results described in Section 1.2.
 218 We begin by explaining some computational features of the MPC model so as to set up the
 219 context needed to appreciate our algorithmic results. By exploiting these computational
 220 features together with a structural result of randomized greedy MIS by Fischer and Noever [21],
 221 we explain how to compute a randomized greedy MIS in $\mathcal{O}(\log \Delta \cdot \log \log n)$ MPC rounds.
 222 We conclude this section by explaining how to obtain our correlation clustering results by
 223 using our structural lemma that reduces the maximum degree of the input graph to $\mathcal{O}(\lambda)$.

224 **2.1 Computational features of MPC**

225 **2.1.1 Detour: The classical models of LOCAL and CONGEST**

226 To better appreciate of the computational features of MPC, we first describe the classical
 227 distributed computational models of LOCAL and CONGEST [32, 34].

228 In the LOCAL model, all vertices are treated as individual computation nodes and are
 229 given a unique identifier – some binary string of length $\mathcal{O}(\log n)$. Computation occurs in
 230 synchronous rounds where each vertex does the following: perform arbitrary local compu-
 231 tations, then send messages (of unbounded size) to neighbors. As the LOCAL model does
 232 not impose any restrictions on computation or communication costs (beyond a topological
 233 restriction), the performance of LOCAL algorithms is measured in the number of rounds
 234 used. Furthermore, since nodes can send unbounded messages, every vertex can learn about
 235 its k -hop neighborhood in k LOCAL rounds.

236 The CONGEST model is identical to the LOCAL model with an additional restriction:
 237 the size of messages that can be sent or received per round can only be $\mathcal{O}(\log n)$ bits across
 238 each edge. This means that CONGEST algorithms may no longer assume that they can
 239 learn about the k -hop topology for every vertex in k CONGEST rounds.

240 Since the MPC model does not restrict computation within a machine, one can directly
 241 simulate any k -round LOCAL or CONGEST algorithm in $\mathcal{O}(k)$ MPC rounds, as long as each
 242 machine sends and receives messages of size at most $\mathcal{O}(S)$. This often allows us to directly
 243 invoke existing LOCAL and CONGEST algorithms in a black-box fashion.

2.1.2 Round compression

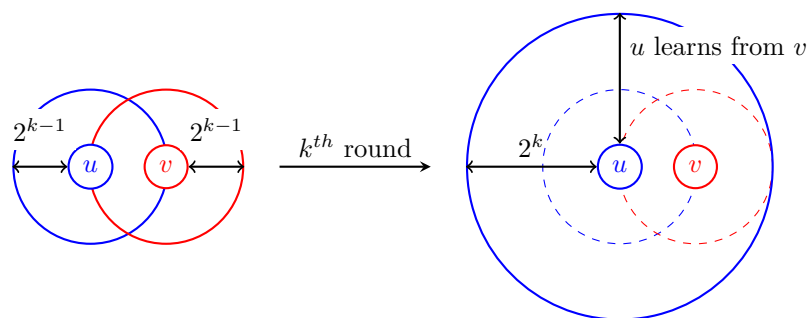
244

245 First introduced by CLMMOSP [17], the goal of round compression is to simulate multiple
 246 rounds of an iterative algorithm within a single MPC round. To do so, one gathers “sufficient
 247 amount of information” into a single machine. For example, if an iterative algorithm \mathcal{A} only
 248 needs to know the k -hop neighborhood to perform r steps of an algorithm, then these r steps
 249 can be compressed into a single MPC round once the k -hop neighborhood has been gathered.

2.1.3 Graph exponentiation

250

251 One way to speed up computation in an all-to-all communication setting (such as MPC) is
 252 the well-known graph exponentiation technique of Lenzen and Wattenhofer [31]. The idea
 253 is as follows: Suppose each vertex is currently aware of its 2^{k-1} -hop neighborhood, then
 254 by sending this 2^{k-1} topology to all their current neighbors, each vertex learns about their
 255 respective 2^k -hop neighborhoods in one additional MPC round. In other words, every vertex
 256 can learn about its k -hop neighborhood in $\mathcal{O}(\log k)$ MPC rounds, as long as the machine
 257 memory is large enough. See Figure 1 for an illustration. This technique is motivated by
 258 the fact that once a vertex has gathered its k -hop neighborhood, it can execute any LOCAL
 259 algorithm that runs in k rounds in just a single MPC round.



■ **Figure 1** After round k , vertex u knows the graph topology within its 2^k -hop neighborhood.

2.1.4 Combining graph exponentiation with round compression

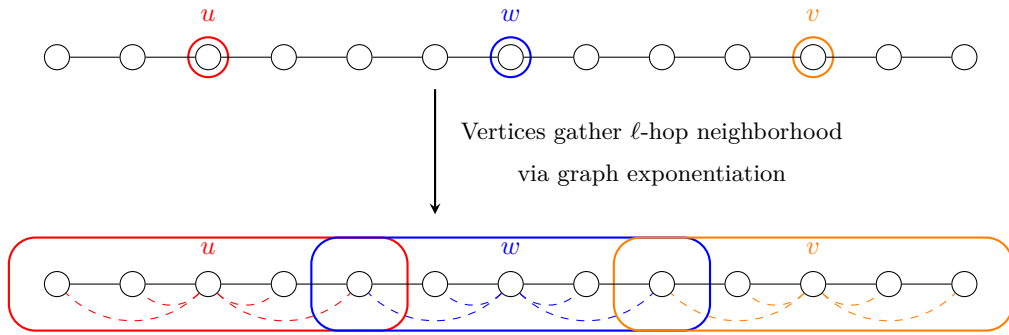
260

261 Suppose we wish to execute a k -round LOCAL algorithm but the machine memory of a
 262 single machine is too small to contain entire k -hop neighborhoods. To get around this, one
 263 can combine graph exponentiation with round compression:

- 264 1. All vertices collect the largest possible neighborhood using graph exponentiation.
- 265 2. Suppose ℓ -hop neighborhoods were collected, for some $\ell < k$. All vertices simulate ℓ steps
 266 of the LOCAL algorithm in a single MPC round using round compression.
- 267 3. All vertices update their neighbors about the status of their computation.
- 268 4. Repeat steps 2-3 for $\mathcal{O}(k/\ell)$ phases.

269 This essentially creates a *virtual communication graph* where vertices are connected to their
 270 ℓ -hop neighborhoods. This allows a vertex to derive, in one round of MPC, all the messages
 271 that reaches it in the next ℓ rounds of message passing. Using one more MPC round and the
 272 fact that local computation is unbounded, a vertex can inform all its neighbors in the virtual
 273 graph about its current state in the simulated message passing algorithm. See Figure 2.

274 ► **Remark 4.** In Section 2.1.4, we make the implicit assumption that the states of the vertices
 275 are small and hence can be communicated with small messages. In many algorithms (e.g.



■ **Figure 2** Suppose $\ell = 2$. After each vertex collects their ℓ -hop neighborhood, computation within each collected neighborhood can be performed in a single compressed MPC round. While the vertices u and v were originally 8 hops apart, they can communicate in 2 MPC rounds through vertex w 's collected neighborhood in the *virtual communication graph*. Observe that this virtual communication graph has a smaller effective diameter compared to the original input graph.

276 for solving MIS, matching, coloring), including ours, the vertices maintain very small states.
 277 Hence, we omit discussion of individual message sizes in the scope of this paper.

2.1.5 Broadcast / Convergecast trees

279 Broadcast trees are a useful MPC data structure introduced by Goodrich, Sitichinava and
 280 Zhang [27] that allow us to perform certain aggregation tasks in $\mathcal{O}(1/\delta)$ MPC rounds, which
 281 is essentially $\mathcal{O}(1)$ for constant δ . Suppose we have $\mathcal{O}(N)$ global memory and $S = \mathcal{O}(n^\delta)$
 282 local memory.¹⁰ We build an S -ary virtual communication tree over the machines. That is,
 283 within one MPC round, the parent machine can send $\mathcal{O}(1)$ numbers to each of its S children
 284 machines, or collect one number from each of its S children machines. In $\mathcal{O}(\log_S N) \subseteq \mathcal{O}(1/\delta)$
 285 rounds, for all vertices v in parallel, one can:

- 286 ■ broadcast a message from v to all neighboring vertices in $N(v)$;
- 287 ■ compute $f(N(v))$, the value of a distributive aggregate function f on set of vertices $N(v)$.

288 An example of such a function f is computing the sum/min/max of numbers that were
 289 originally distributed across all machines. We use broadcast trees in the MPC implementation
 290 of the algorithm described in Corollary 32.

2.2 Randomized greedy MIS on bounded degree graphs

292 The following result of Fischer and Noever [21] states that each vertex only needs the ordering
 293 of the vertices within its $\mathcal{O}(\log n)$ -hop neighborhood in order to compute its own output
 294 status within a randomized greedy MIS run.¹¹

295 ► **Theorem 5** (Fischer and Noever [21]). *Given a uniform-at-random ordering of vertices,*
 296 *with high probability, the MIS status of any vertex is determined by the vertex orderings*
 297 *within its $\mathcal{O}(\log n)$ -hop neighborhood.*

¹⁰We borrow some notation from Ghaffari and Nowicki [25, Lemma 3.5]. For n -vertex graphs, $N \in \mathcal{O}(n^2)$.

¹¹More specifically, they analyzed the “longest length of a dependency path” and showed that it is $\mathcal{O}(\log n)$ with high probability, which implies Theorem 5.

298 Let $\pi : [n] \rightarrow V$ be a uniform-at-random ordering of vertices and G be a graph with
 299 maximum degree Δ . In Section 3, we show that one can compute greedy MIS (with respect
 300 to π) in $\mathcal{O}(\log \Delta \cdot \log \log n)$ MPC rounds.

301 ► **Theorem 6** (Randomized greedy MIS (Informal)). *Let G be a graph with maximum degree*
 302 *Δ . Then, randomized greedy MIS can be computed in $\mathcal{O}(\log \Delta \cdot \log^3 \log n)$ MPC rounds in*
 303 *Model 1, or in $\mathcal{O}(\log \Delta \cdot \log \log n)$ MPC rounds in Model 2.*

304 Algorithm 1 works in phases. In each phase, we process a prefix graph G_{prefix} defined
 305 by vertices indexed by a prefix of π , where the maximum degree is $\mathcal{O}(\log n)$ by Chernoff
 306 bounds. Algorithm 2 and Algorithm 3 are two subroutines to process prefix graph G_{prefix} .
 307 The latter subroutine is faster by a $\log^2 \log n$ factor but assumes access to more machines.
 308 For a sufficiently large prefix of π , the maximum degree of the input graph after processing
 309 G_{prefix} drops to $\Delta/2$ with high probability. This concludes a phase. Since the maximum
 310 degree in the original graph is halved, we can process more vertices in subsequent phases
 311 and thus process all n vertices after $\mathcal{O}(\log \Delta)$ phases. See Figure 3 for an illustration.

312 ► **Remark 7** (Discussion about maximum degree). We implicitly assume that $\Delta > 1$, which
 313 can be checked in $\mathcal{O}(1)$ rounds. Otherwise, when $\Delta = 1$, the graph only contain pairs of
 314 vertices and isolated vertices and greedy MIS can be trivially simulated in one round.

■ **Algorithm 1** Greedy MIS in sublinear memory regime of the MPC model

-
- 1: **Input:** Graph $G = (V, E)$ with maximum degree Δ
 - 2: Let $\pi : [n] \rightarrow V$ be an ordering of vertices chosen uniformly at random.
 - 3: **for** $i = 0, 1, 2, \dots, \mathcal{O}(\log \Delta)$ **do** ▷ $\mathcal{O}(\log \Delta)$ phases, or until G is empty
 - 4: Let prefix size $t_i = \mathcal{O}\left(\frac{n \log n}{\Delta^{2^i}}\right)$ and prefix offset $o_i = \sum_{z=0}^{i-1} t_z$.
 - 5: $G_i \leftarrow$ Prefix graph induced by vertices $\pi(o_i + 1), \dots, \pi(o_i + t_i)$ with max. degree Δ' .
 - 6: Process G_i using Algorithm 2 or Algorithm 3. ▷ By Chernoff bounds, $\Delta' \in \mathcal{O}(\log n)$
 - 7: **end for**
 - 8: Process any remaining vertices in G using additional $\mathcal{O}(\log \log n)$ MPC rounds.
-

■ **Algorithm 2** Greedy MIS on n -vertex graph in $\mathcal{O}(\log^2 \Delta \cdot \log \log n)$ MPC rounds in Model 1

-
- 1: **Input:** Vertex ordering π , graph G on n vertices with maximum degree Δ
 - 2: **for** $i = 0, 1, 2, \dots, \lceil \log_2 \Delta \rceil$ **do** ▷ $\mathcal{O}(\log \Delta)$ phases, or until G is empty
 - 3: Let chunk size $c_i = \frac{2^i}{100\Delta} \cdot n$. ▷ Chunk size doubles per phase
 - 4: **for** $j = 1, 2, \dots, 2000 \log \Delta$ **do** ▷ $\mathcal{O}(\log \Delta)$ iterations, or until G is empty
 - 5: Let offset $o_{i,j} = c_i \cdot (j - 1) + \sum_{z=0}^{i-1} c_z \cdot 2000 \log \Delta$.
 - 6: Let chunk graph $G_{i,j}$ be the graph induced by vertices $\pi(o_{i,j}), \dots, \pi(o_{i,j} + c_i)$.
 - 7: Process chunk graph $G_{i,j}$.
 - 8: **end for**
 - 9: **end for**
-

315 ► **Remark 8** (Discussion about Algorithm 2). Our algorithm is inspired by the idea of graph
 316 shattering introduced by BEPS [6]. We break up the simulation of greedy MIS on G_{prefix}
 317 into $\mathcal{O}(\log \Delta)$ phases that process chunks of increasing size within the prefix graph. By
 318 performing $\mathcal{O}(\log \Delta)$ iterations within a phase, we can argue that any vertex in the remaining
 319 prefix graph has “low degree” with high probability in Δ . This allows us to prove that
 320 the connected components while processing every chunk of vertices is at most $\mathcal{O}(\log n)$ and

321 each vertex can learn (within the global memory limits) about the topology of its connected
 322 component in $\mathcal{O}(\log \log n)$ rounds via graph exponentiation. The constants 100 and 2000 are
 323 chosen for a cleaner analysis. While the algorithm indexes more than n vertices, we simply
 324 terminate after processing the last vertex in the permutation.¹²

■ **Algorithm 3** Greedy MIS on n -vertex graph in $\mathcal{O}(\log \log n + \log \Delta)$ MPC rounds in Model 2

-
- 1: **Input:** Vertex ordering π , graph G on n vertices with maximum degree Δ
 - 2: Assign a machine to each vertex. ▷ In Model 2, we have $\geq n$ machines.
 - 3: Graph exponentiate and gather R -hop neighborhood, where $R \in \mathcal{O}\left(\frac{\log n}{\log \Delta}\right)$.
 - 4: Simulate greedy MIS (with respect to π) in $\mathcal{O}(\log \Delta)$ MPC rounds.
-

325 ▶ **Remark 9** (Discussion about Algorithm 3). We know from Theorem 5 that it suffices for
 326 each vertex know its $\mathcal{O}(\log n)$ -hop neighborhood in order to determine whether it is in the
 327 greedy MIS. However, the $\mathcal{O}(\log n)$ -hop neighborhoods may not fit in a single machine. So,
 328 we use Section 2.1.4 to obtain a running time of $\mathcal{O}\left(\log R + \frac{\log n}{R}\right) \subseteq \mathcal{O}(\log \log n + \log \Delta)$.

329 ▶ **Remark 10** (Comparison with the work of Blelloch, Fineman and Shun (BFS) [10]). The
 330 algorithm of BFS [10] also considered prefixes of increasing size and they have a similar
 331 lemma as our Lemma 22. However, their work does not immediately imply ours. The focus
 332 of BFS [10] was in the PRAM model in which the goal is to obtain an algorithm that is
 333 small work-depth — they gave implementation of their algorithms that does a linear amount
 334 of work with polylogarithmic depth. In this work, we are interested in studying the MPC
 335 model, in particular the sublinear memory regime. Directly simulating their algorithm in
 336 MPC yields an algorithm that runs in $\mathcal{O}(\log \Delta \cdot \log n)$ rounds. Here, we crucially exploit
 337 graph exponentiation and round compression to speed up the greedy MIS simulation prefix
 338 graphs, enabling us to obtain algorithms that have an exponentially better dependency on n ,
 339 i.e. that run in $\mathcal{O}(\log \Delta \cdot \text{poly}(\log \log n))$ rounds.

340 2.3 Correlation clustering on bounded arboricity graphs

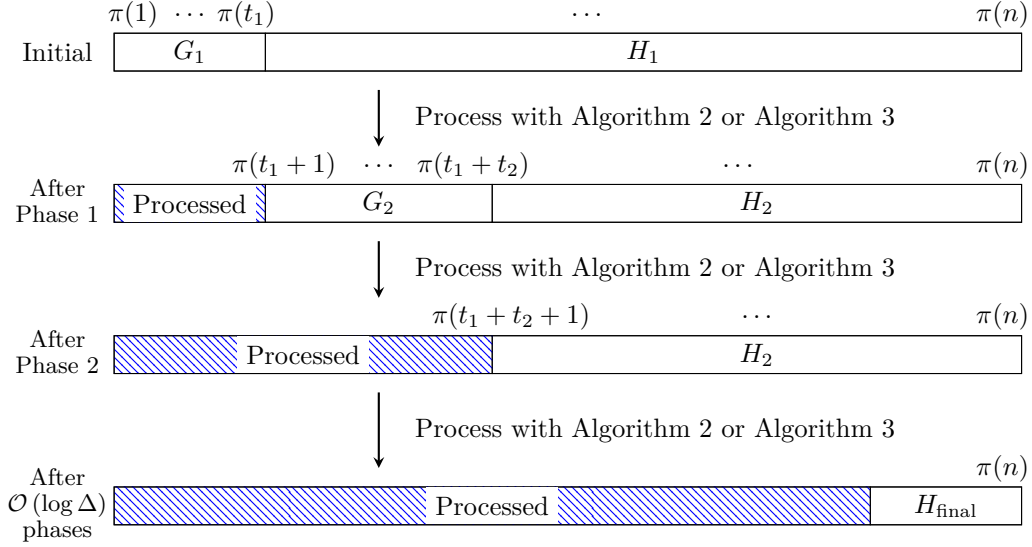
341 Our algorithmic results for correlation clustering derive from the following key structural
 342 lemma that is proven by arguing that a local improvement to the clustering cost is possible
 343 if there exists large clusters.

344 ▶ **Lemma 11** (Structural lemma for correlation clustering (Informal)). *There exists an optimum*
 345 *correlation clustering where all clusters have size at most $4\lambda - 2$.*

346 This structural lemma allows us to perform cost-charging arguments against *some* op-
 347 timum clustering with bounded cluster sizes. In particular, if a vertex has degree much larger
 348 than λ , then many of its incident edges incur disagreements. This insight yields the following
 349 algorithmic implication: we can effectively ignore high-degree vertices.

350 ▶ **Theorem 12** (Algorithmic implication (Informal)). *Let G be a graph where E^+ induces*
 351 *a λ -arboric graph. Form singleton clusters with vertices with degrees $\mathcal{O}(\lambda/\varepsilon)$. Run an*
 352 *α -approximate algorithm \mathcal{A} on the remaining subgraph. Then, the union of clusters is a*
 353 *$\max\{1 + \varepsilon, \alpha\}$ -approximation. The runtime and approximation guarantees of the overall*
 354 *algorithm follows from the guarantees of \mathcal{A} (e.g. in expectation / worst case, det. / rand.).*

¹² After all phases, we would have processed $\sum_{j=0}^{\lceil \log_2 \Delta \rceil} c_j \cdot 2000 \log \Delta \geq \frac{2^{\lceil \log_2 \Delta \rceil}}{\Delta} \cdot n \cdot 2000 \log \Delta \geq n$ vertices.



■ **Figure 3** Illustration of Algorithm 1 given an initial graph G on n vertices with maximum degree Δ . Let $i \in \{1, \dots, \mathcal{O}(\log \Delta)\}$ and define $t_i = \mathcal{O}\left(\frac{n \log n}{\Delta/2^i}\right)$. For each i , with high probability, the induced subgraph G_i has maximum degree $\text{poly}(\log n)$. To process G_i , apply Algorithm 2 in $\mathcal{O}(\log^3 \log n)$ MPC rounds, or Algorithm 3 in $\mathcal{O}(\log \log n)$ MPC rounds while using extra global memory. By our choice of t_i , Lemma 22 tells us that remaining subgraph H_i has maximum degree $\Delta/2^i$. We repeat this argument until the final subgraph H_{final} involving $\text{poly}(\log n)$ vertices, which can be processed in another call to Algorithm 2 or Algorithm 3.

355 Observe that PIVOT essentially simulates a randomized greedy MIS with respect to a
 356 uniform-at-random ordering of vertices. By setting $\varepsilon = 2$ in Theorem 12 and $\Delta = \mathcal{O}(\lambda)$
 357 in Theorem 6, we immediately obtain a 3-approximation (in expectation) algorithm for
 358 correlation clustering in $\mathcal{O}(\log \lambda \cdot \text{poly}(\log \log n))$ MPC rounds. Note that we always have
 359 $\lambda \leq \Delta \leq n$, and that λ can be significantly smaller than Δ and n in general. Many sparse
 360 graphs have $\lambda \in \mathcal{O}(1)$ while having unbounded maximum degrees, including planar graphs
 361 and bounded treewidth graphs. As such, for several classes of graphs, our result improves
 362 over directly simulating PIVOT in $\mathcal{O}(\log n)$ rounds.

363 ► **Corollary 13** (General algorithm (Informal)). *Let G be a complete signed graph such that*
 364 *E^+ induces a λ -arboric graph. There exists an algorithm that, with high probability, produces*
 365 *a 3-approximation (in expectation) for correlation clustering of G in $\mathcal{O}(\log \lambda \cdot \log^3 \log n)$*
 366 *MPC rounds in Model 1, or $\mathcal{O}(\log \lambda \cdot \log \log n)$ MPC rounds in Model 2.*

367 ► **Remark 14** (On converting “in expectation” to “with high probability”). Note that one can
 368 run $\mathcal{O}(\log n)$ copies of Corollary 13 in parallel and output the best clustering. Applying this
 369 standard trick converts the “in expectation” guarantee to a “with high probability” guarantee
 370 with only a logarithmic factor increase in memory consumption.

371 For forests with $\lambda = 1$, Lemma 11 states that the optimum correlation clustering cost
 372 corresponds to the number of edges minus the size of the maximum matching. Instead of
 373 computing a maximum matching, Lemma 15 tells us that using an approximate matching
 374 suffices to obtain an α -approximation (not necessarily maximal) to the correlation clustering
 375 problem. Note that maximal matchings are 2-approximations and they always apply.

376 ► **Lemma 15** (Approximation via approximate matchings (Informal)). *Let G be a complete*
 377 *signed graph such that E^+ induces a forest. Suppose that the maximum matching size on*
 378 *E^+ is $|M^*|$. If M is a matching on E^+ such that $\alpha \cdot |M| \geq |M^*|$, for some $1 \leq \alpha \leq 2$, then*
 379 *clustering using M yields an α -approximation to the optimum correlation clustering of G .*

380 Thus, it suffices to apply known maximum/approximate matching algorithms in sublinear
 381 memory regime of MPC to obtain correlation clustering algorithms in the special case of
 382 $\lambda = 1$. More specifically, we consider the following results.

- 383 ■ Using dynamic programming, BBDHM [7] compute a maximum matching (on trees) in
 384 $\mathcal{O}(\log n)$ MPC rounds.
- 385 ■ In the LOCAL model, EMR [20] deterministically solve $(1 + \varepsilon)$ -approx. matching in
 386 $\mathcal{O}\left(\Delta^{\mathcal{O}(\frac{1}{\varepsilon})} + \frac{1}{\varepsilon^2} \cdot \log^* n\right)$ rounds.
- 387 ■ In the CONGEST model, BCGS [5] give an $\mathcal{O}\left(2^{\mathcal{O}(1/\varepsilon)} \cdot \frac{\log \Delta}{\log \log \Delta}\right)$ round randomized
 388 algorithm for $(1 + \varepsilon)$ -approx. matching.

389 These approximation results are heavily based on the Hopcroft-Karp framework [28], where
 390 independent sets of augmenting paths are iteratively flipped. Since $\lambda = 1$ and ε is a constant,
 391 we have a subgraph of constant maximum degree by ignoring vertices with degrees $\mathcal{O}(\lambda/\varepsilon)$.
 392 On this constant degree graph, each vertex only needs polylogarithmic memory when we
 393 perform graph exponentiation, satisfying the memory constraints of Model 1. Applying these
 394 matching algorithms together with Theorem 12 and Lemma 15 yields the following result.

395 ► **Corollary 16** (Forest algorithm (Informal)). *Let G be a complete signed graph such that E^+*
 396 *induces a forest and $0 < \varepsilon \leq 1$ be a constant. Hiding factors in $1/\varepsilon$ using $\mathcal{O}_\varepsilon(\cdot)$, there exists:*

- 397 1. An optimum randomized algorithm that runs in $\mathcal{O}(\log n)$ MPC rounds.
- 398 2. A $(1 + \varepsilon)$ -approximation (worst case) det. algo. that runs in $\mathcal{O}_\varepsilon(\log \log^* n)$ MPC rounds.
- 399 3. A $(1 + \varepsilon)$ -approximation (worst case) randomized algo. that runs in $\mathcal{O}_\varepsilon(1)$ MPC rounds.

400 Finally, we give a simple $\mathcal{O}(\lambda^2)$ -approximate (worst-case) algorithm in $\mathcal{O}(1)$ MPC rounds.

401 ► **Corollary 17** (Simple algorithm (Informal)). *Let G be a complete signed graph such that*
 402 *E^+ induces a λ -arboric graph. Then, there exists an $\mathcal{O}(\lambda^2)$ -approximation (worst case)*
 403 *deterministic algorithm that runs in $\mathcal{O}(1)$ MPC rounds.*

404 The simple algorithm is as follows: connected components which are cliques form clusters,
 405 and all other vertices form individual singleton clusters. This can be implemented in $\mathcal{O}(1)$
 406 MPC rounds using broadcast trees. We now give an informal argument when the input
 407 graph is a single connected component but not a clique. By Lemma 11, there will be $\geq n/\lambda$
 408 clusters and so the optimal number of disagreements is $\geq n/\lambda$. Meanwhile, the singleton
 409 clusters incurs errors on all positive edges, i.e. $\leq \lambda \cdot n$ since E^+ induces a λ -arboric graph.
 410 Thus, the worst possible approximation ratio is $\approx \lambda^2$.

411 **3 Randomized greedy MIS on bounded degree graphs**

412 In this section, we explain how to efficiently compute a randomized greedy MIS in the
 413 sublinear memory regime of the MPC model. We will first individually analyze Algorithm 2
 414 and Algorithm 3 and then show how to use them as black-box subroutines in Algorithm 1.
 415 Both Algorithm 2 and Algorithm 3 rely on the result of Fischer and Noever [21] that it
 416 suffices for each vertex to know the π ordering of its $\mathcal{O}(\log n)$ -hop neighborhood. We defer
 417 the proofs of Lemma 18, Lemma 19, Lemma 21 and Lemma 22 to Appendix A.1.

418 Algorithm 2 is inspired by the graph shattering idea introduced by BEPS [6]. Our analysis
 419 follows a similar outline as the analysis of the maximal independent set of BEPS [6] but
 420 is significantly simpler as our “vertex sampling process” in each step simply follows the
 421 uniform-at-random vertex permutation π : we do not explicitly handle high-degree vertices at
 422 the end, but we argue that connected components are still small even if π chooses some of
 423 them. The key crux of our analysis is to argue that, for appropriately defined step sizes, the
 424 connected components considered are of size $\mathcal{O}(\log n)$.

425 ► **Lemma 18.** *Consider Algorithm 2. With high probability in n , the connected components*
 426 *in any chunk graph $G_{i,j}$ have size $\mathcal{O}(\log n)$.*

427 This allows us to argue that all vertices involved can learn the full topology of their
 428 connected components via graph exponentiation in $\mathcal{O}(\log \log n)$ MPC rounds in Model 1.

429 ► **Lemma 19.** *Consider Algorithm 2 in Model 1. Fix an arbitrary chunk graph $G_{i,j}$. If*
 430 *connected components in $G_{i,j}$ have size at most $\text{poly}(\log n)$, then every vertex can learn the*
 431 *full topology of its connected component in $\mathcal{O}(\log \log n)$ MPC rounds.*

432 ► **Lemma 20.** *Consider Algorithm 2 in Model 1. Suppose $G = (V, E)$ has n vertices with*
 433 *maximum degree Δ . Let π be a uniform-at-random ordering of V . Then, with high probability,*
 434 *one can simulate greedy MIS on G (with respect to π) in $\mathcal{O}(\log^2 \Delta \cdot \log \log n)$ MPC rounds.*

435 **Proof.** There are $\mathcal{O}(\log \Delta)$ phases, each having $\mathcal{O}(\log \Delta)$ iterations, in Algorithm 2. By
 436 Lemma 18 and Lemma 19, each iteration can be computed in $\mathcal{O}(\log \log n)$ MPC rounds. ◀

437 By using at least n machines, Algorithm 3 presents a simpler and faster algorithm for
 438 computing greedy MIS compared to Algorithm 2. It exploits computational features of the
 439 MPC model such as graph exponentiation and round compression to speed up computation.

440 ► **Lemma 21.** *Consider Algorithm 3 in Model 2. Suppose $G = (V, E)$ has n vertices with*
 441 *maximum degree Δ . Let π be a uniform-at-random ordering of V . Then, with high probability,*
 442 *one can simulate greedy MIS on G (with respect to π) in $\mathcal{O}(\log \log n + \log \Delta)$ MPC rounds.*

443 Recall that Algorithm 1 uses Algorithm 2 or Algorithm 3 as subroutines to compute
 444 the greedy MIS on a subgraph induced by some prefix of π 's ordering in each phase. We
 445 first prove Lemma 22 which bounds the maximum degree of the remaining subgraph after
 446 processing $t \leq n$ vertices. By our choice of prefix sizes, we see that the maximum degree is
 447 halved with high probability in each phase and thus $\mathcal{O}(\log \Delta)$ phases suffice.

448 ► **Lemma 22.** *Let G be a graph on n vertices and $\pi : [n] \rightarrow V$ be a uniform-at-random*
 449 *ordering of vertices. For $t \in [n]$, consider the subgraph H_t obtained after processing vertices*
 450 *$\{\pi(1), \dots, \pi(t)\}$ via greedy MIS (with respect to π). Then, with high probability, the maximum*
 451 *degree in H_t is at most $\mathcal{O}\left(\frac{n \log n}{t}\right)$.*

452 ► **Remark 23.** Similar statements to Lemma 21 and Lemma 22 were previously known.¹³

453 ► **Theorem 24.** *Let G be a graph with n vertices of maximum degree Δ and $\pi : [n] \rightarrow V$*
 454 *be a uniform-at-random ordering of vertices. Then, with high probability, one can com-*
 455 *pute greedy MIS (with respect to π) in $\mathcal{O}(\log \Delta \cdot \log^3 \log n)$ MPC rounds in Model 1, or*
 456 *$\mathcal{O}(\log \Delta \cdot \log \log n)$ MPC rounds in Model 2.*

¹³E.g. see GGKMR [23, Section 3], ACGMW [1, Lemma 27], and BFS [10, Lemma 3.1].

457 **Proof.** There are $\mathcal{O}(\log \Delta)$ phases in Algorithm 1. For $i \in \{1, \dots, \mathcal{O}(\log \Delta)\}$ and appropriate
 458 constant factors, we set $t_i = \mathcal{O}\left(\frac{n \log n}{\Delta/2^i}\right)$ and consider the induced prefix graph G_i .

459 There are two possible subroutines to process G_i : Algorithm 2 and Algorithm 3. By
 460 Chernoff bounds, the maximum degree in G_i is $\mathcal{O}(\log n)$ with high probability in n . So,
 461 Lemma 20 and Lemma 21 tell us that Algorithm 2 and Algorithm 3 only need $\mathcal{O}(\log^3 \log n)$
 462 and $\mathcal{O}(\log \log n)$ MPC rounds for a single invocation respectively.

463 By Lemma 22, the maximum degree of the graph after processing G_i is halved with high
 464 probability in n . So, after $\mathcal{O}(\log \Delta)$ phases, there are at most $\text{poly}(\log n)$ vertices left in the
 465 graph. Thus, the maximum degree is at most $\text{poly}(\log n)$ and we apply the subroutine one
 466 last time. Finally, since $\Delta \leq n$, we can apply union bound over these $\mathcal{O}(\log \Delta)$ phases to
 467 upper bound the failure probability. ◀

468 **4 Structural properties for correlation clustering**

469 In this section, we prove our main result (Theorem 26) about correlation clustering by ignoring
 470 high-degree vertices. To do so, we first show a structural result of optimum correlation
 471 clusterings (Lemma 25): there *exists* an optimum clustering with bounded cluster sizes. This
 472 structural lemma also implies that in the special case of forests (i.e. $\lambda = 1$), a maximum
 473 matching on E^+ yields an optimum correlation clustering of G (Corollary 27).

474 ▶ **Lemma 25** (Structural lemma for correlation clustering). *Let G be a complete signed graph
 475 such that positive edges E^+ induce a λ -arboric graph. Then, there exists an optimum
 476 correlation clustering where all clusters have size at most $4\lambda - 2$.*

477 **Proof sketch.** The proof involves performing local updates by repeatedly removing vertices
 478 from large clusters while arguing that the number of disagreements does not increase (it may
 479 not strictly decrease but may stay the same). See Appendix A.2 for details. ◀

480 ▶ **Theorem 26** (Algorithmic implication of Lemma 25). *Let G be a complete signed graph such
 481 that positive edges E^+ induce a λ -arboric graph. For $\varepsilon > 0$, let*

$$482 \quad H = \left\{ v \in V : d(v) > \frac{8(1+\varepsilon)}{\varepsilon} \cdot \lambda \right\} \subseteq V$$

483 *be the set of high-degree vertices, and $G' \subseteq G$ be the subgraph obtained by removing high-
 484 degree vertices in H . Suppose \mathcal{A} is an α -approximate correlation clustering algorithm and
 485 $\text{cost}(\text{OPT}(G))$ is the optimum correlation clustering cost. Then,*

$$486 \quad \text{cost}(\{\{v\} : v \in H\} \cup \mathcal{A}(G')) \leq \max\{1 + \varepsilon, \alpha\} \cdot \text{cost}(\text{OPT}(G))$$

487 *where $\{\{v\} : v \in H\} \cup \mathcal{A}(G')$ is the clustering obtained by combining the singleton clusters of
 488 high-degree vertices with \mathcal{A} 's clustering of G' . See Algorithm 4 for a pseudocode. Furthermore,
 489 if \mathcal{A} is α -approximation only in expectation, then the above inequality holds only in expectation.*

490 **Proof sketch.** Fix an optimum clustering $\text{OPT}(G)$ of G where each cluster has size at most
 491 $4\lambda - 2$. Such a clustering exists by Lemma 25. One can then show that $\text{cost}(\text{OPT}(G)) \geq$
 492 $\frac{1}{1+\varepsilon} \cdot |M^+| + (\text{disagreements in } U)$, where $|M^+|$ is the number of positive edges adjacent to
 493 high-degree vertices and U is the set of edges *not* adjacent to any high-degree vertex. The
 494 result follows by combining singleton clusters of high-degree vertices H and the α -approximate
 495 clustering on low-degree vertices U using \mathcal{A} . See Appendix A.2 for details. ◀

■ **Algorithm 4** Correlation clustering for G such that E^+ induces a λ -arboric graph

-
- 1: **Input:** Graph G , $\varepsilon > 0$, α -approximate algorithm \mathcal{A}
 - 2: Let $H = \left\{v \in V : d(v) > \frac{8(1+\varepsilon)}{\varepsilon} \cdot \lambda\right\} \subseteq V$ be the set of high-degree vertices.
 - 3: Let $G' \subseteq G$ be a bounded degree subgraph obtained by removing high-degree vertices H .
 - 4: Let $\mathcal{A}(G')$ be the clustering obtained by running \mathcal{A} on the subgraph G' .
 - 5: **Return** Clustering $\{\{v\} : v \in H\} \cup \mathcal{A}(G')$.
-

496 ▶ **Corollary 27** (Maximum matchings yield optimum correlation clustering in forests). *Let G*
 497 *be a complete signed graph such that positive edges E^+ induce a forest (i.e. $\lambda = 1$). Then,*
 498 *clustering using a maximum matching on E^+ yields an optimum cost correlation clustering.*

499 **Proof.** See Appendix A.2. ◀

500 5 Minimizing disagreements in bounded arboricity graphs and forests

501 We now describe how to use our main result (Theorem 26) to obtain efficient correlation
 502 clustering algorithms in the sublinear memory regime of the MPC model. Theorem 26 implies
 503 that we can focus on solving correlation clustering on graphs with maximum degree $\mathcal{O}(\lambda)$.

504 For general λ -arboric graphs, we simulate PIVOT by invoking Theorem 24 to obtain
 505 Corollary 28. For forests, Corollary 27 states that a maximum matching on E^+ yields an
 506 optimal correlation clustering. Then, Lemma 29 tells us that if one computes an approximate
 507 matching (not necessarily maximal) instead of a maximum matching, we still get a reasonable
 508 cost approximation to the optimum correlation clustering. By invoking existing matching
 509 algorithms, we show how to obtain three different correlation clustering algorithms (with
 510 different guarantees) in Corollary 31. Finally, Corollary 32 gives a deterministic constant
 511 round algorithm that yields an $\mathcal{O}(\lambda^2)$ approximation.

512 ▶ **Corollary 28.** *Let G be a complete signed graph such that positive edges E^+ induce a λ -*
 513 *arboric graph. With high probability, there exists an algorithm that produces a 3-approximation*
 514 *(in expectation) for correlation clustering of G in $\mathcal{O}(\log \lambda \cdot \log^3 \log n)$ MPC rounds in Model 1,*
 515 *or $\mathcal{O}(\log \lambda \cdot \log \log n)$ MPC rounds in Model 2.*

516 **Proof.** Run Algorithm 4 with $\varepsilon = 2$ and PIVOT as \mathcal{A} . The approximation guarantee is due
 517 to the fact that PIVOT gives a 3-approximation in expectation. Since $\varepsilon = 2$, the maximum
 518 degree in G' is 12λ . Set $\Delta = 12\lambda$ in Theorem 24. ◀

519 ▶ **Lemma 29.** *Let G be a complete signed graph such that positive edges E^+ induce a forest.*
 520 *Suppose $|M^*|$ is the size of a maximum matching on E^+ and M is an approximate matching*
 521 *on E^+ where $\alpha \cdot |M| \geq |M^*|$ for some $1 \leq \alpha \leq 2$. Then, clustering using M yields an*
 522 *α -approximation to the optimum correlation clustering of G .*

523 **Proof.** Clustering based on any matching (i.e. forming clusters of size two for each matched
 524 pair of vertices and singleton clusters for unmatched vertices) incurs $n - 1 - |M|$ disagreements.
 525 By Corollary 27, clustering with respect to a maximum matching yields a correlation clustering
 526 of optimum cost. If $|M^*| = |M|$, then the approximation ratio is trivially 1. Henceforth, let

527 $|M| \leq |M^*| - 1$. Observe that $\frac{n-1-\frac{1}{\alpha}|M^*|}{n-1-|M^*|} \leq \alpha \iff |M^*| \cdot (1 + \frac{1}{\alpha}) \leq n - 1$. Indeed,

$$\begin{aligned}
528 \quad |M^*| \cdot \left(1 + \frac{1}{\alpha}\right) &\leq |M^*| + |M| && \text{since } \alpha \cdot |M| \geq |M^*| \\
529 \quad &\leq 2 \cdot |M^*| - 1 && \text{since } |M| \leq |M^*| - 1 \\
530 \quad &\leq n - 1 && \text{since } |M^*| \leq \frac{n}{2} \text{ for any maximum matching} \\
531
\end{aligned}$$

532 Thus, the approximation factor for using M is $\frac{n-1-|M|}{n-1-|M^*|} \leq \frac{n-1-\frac{1}{\alpha}|M^*|}{n-1-|M^*|} \leq \alpha$. \blacktriangleleft

533 \blacktriangleright **Remark 30.** The approximation ratio of Lemma 29 tends to 1 as $|M|$ tends to $|M^*|$. The
534 worst ratio possible is 2 and this approximation ratio is tight: consider a path of 4 vertices
535 and 3 edges with $|M^*| = 2$ and maximal matching $|M| = 1$.

536 \blacktriangleright **Corollary 31.** Consider Model 1. Let G be a complete signed graph such that positive edges
537 E^+ induce a forest. Let $0 < \varepsilon \leq 1$ be a constant. Then, there exists the following algorithms
538 for correlation clustering:

- 539 1. An optimum randomized algorithm that runs in $\tilde{\mathcal{O}}(\log n)$ MPC rounds.
- 540 2. A $(1 + \varepsilon)$ -approx. (worst case) deterministic algo. that runs in $\mathcal{O}\left(\frac{1}{\varepsilon} \cdot (\log \frac{1}{\varepsilon} + \log \log^* n)\right)$
541 MPC rounds.
- 542 3. A $(1 + \varepsilon)$ -approx. (worst case) randomized algo. that runs in $\mathcal{O}\left(\log \log \frac{1}{\varepsilon}\right)$ MPC rounds.

543 **Proof sketch.** For (i), use the algorithm of BBDHM [7]. For (ii) and (iii), apply Theorem 26
544 with $\lambda = 1$, $\alpha = 1/(1 + \varepsilon)$, then use the deterministic algorithm of Even, Medina and Ron
545 [20] and randomized algorithm of BCGS [5] respectively. See Appendix A.3 for details. \blacktriangleleft

546 \blacktriangleright **Corollary 32.** Consider Model 1. Let G be a complete signed graph such that positive edges
547 E^+ induce a λ -arboric graph. Then, there exists a deterministic algorithm that produces an
548 $\mathcal{O}(\lambda^2)$ -approximation (worst case) for correlation clustering of G in $\mathcal{O}(1)$ MPC rounds.

549 **Proof sketch.** Consider the following deterministic algorithm: Each connected component
550 (with respect to E^+) that is a clique forms a single cluster, then all remaining vertices form
551 singleton clusters. This can be implemented in $\mathcal{O}(1)$ MPC rounds using broadcast trees. For
552 the approximation ratio, fix an optimum clustering $OPT(G)$ of G such that each cluster has
553 size at most $4\lambda - 2$. Such a clustering exists by Lemma 25. One can then show that our
554 algorithm incurs a ratio of at most $\mathcal{O}(\lambda^2)$ for any arbitrary connected component H , with
555 respect to $OPT(G)$. See Appendix A.3 for details. \blacktriangleleft

556 \blacktriangleright **Remark 33.** The approximation analysis in Corollary 32 is tight (up to constant factors):
557 consider the barbell graph where two cliques K_λ (cliques on λ vertices) are joined by a
558 single edge. The optimum clustering forms a cluster on each K_λ and incurs one external
559 disagreement. Meanwhile, forming singleton clusters incurs $\approx \lambda^2$ positive disagreements.

560 **6 Conclusions and open questions**

561 In this work, we present a structural result on correlation clustering of complete signed
562 graphs such that the positive edges induce a bounded arboricity graph. Combining this with
563 known algorithms, we obtain efficient algorithms in the sublinear memory regime of the MPC
564 model. We also showed how to compute a *randomized greedy MIS* in $\mathcal{O}(\log \Delta \cdot \log \log n)$
565 MPC rounds. As intriguing directions for future work, we pose the following questions:

566 ► **Question 1.** For graphs with maximum degree $\Delta \in \text{poly}(\log n)$, can one compute greedy
 567 MIS in $\mathcal{O}(\log \log n)$ MPC rounds in the sublinear memory regime of the MPC model?

568 For graphs with maximum degree $\Delta \in \text{poly}(\log n)$, Algorithm 2 runs in $\mathcal{O}(\log^3 \log n)$ MPC
 569 rounds and Algorithm 3 runs in $\mathcal{O}(\log \log n)$ MPC rounds assuming access to at least
 570 n machines. Is it possible to achieve running time of $\mathcal{O}(\log \log n)$ MPC rounds without
 571 additional global memory assumptions?

572 ► **Question 2.** Can a randomized greedy MIS be computed in $\mathcal{O}(\log \Delta + \log \log n)$ or
 573 $\mathcal{O}(\sqrt{\log \Delta} + \log \log n)$ MPC rounds?

574 This would imply that a 3-approximate (in expectation) correlation clustering algorithm in
 575 the same number of MPC rounds. We posit that a better running time than $\mathcal{O}(\log \Delta \cdot \log \log n)$
 576 should be possible. The informal intuition is as follows: Fischer and Noever’s result [21]
 577 tells us that most vertices do not have long dependency chains in every phase, so “pipelining
 578 arguments” might work.

579 ► **Question 3.** Is there an efficient distributed algorithm to minimize disagreements with an
 580 approximation guarantee strictly better than 3 (in expectation), or worst-case guarantees for
 581 general graphs?

582 For minimizing disagreements in complete signed graphs, known algorithms (see Sec-
 583 tion 1.4) with approximation guarantees strictly less than 3 (in expectation) are based on
 584 probabilistic rounding of LPs. Can one implement such LPs efficiently in a distributed
 585 setting, or design an algorithm that is amenable to a distributed implementation with provable
 586 guarantees strictly better than 3? In this work, we gave algorithms with worst-case approx-
 587 imation guarantees when the graph induced by positive edges is a forest. Can one design
 588 algorithms that give worst-case guarantees for general graphs?

589 ——— References ———

- 590 1 Kook Jin Ahn, Graham Cormode, Sudipto Guha, Andrew McGregor, and Anthony Wirth. Correlation Clustering in Data Streams. In *Proceedings of the 32nd International Conference on International Conference on Machine Learning (ICML)*, pages 2237–2246, 2015.
- 591 2 Nir Ailon, Moses Charikar, and Alantha Newman. Aggregating Inconsistent Information: Ranking and Clustering. *Journal of the ACM (JACM)*, 55(5):1–27, 2008.
- 592 3 Alexandr Andoni, Zhao Song, Clifford Stein, Zhengyu Wang, and Peilin Zhong. Parallel graph connectivity in log diameter rounds. In *2018 IEEE 59th Annual Symposium on Foundations of Computer Science (FOCS)*, pages 674–685. IEEE, 2018.
- 593 4 Nikhil Bansal, Avrim Blum, and Shuchi Chawla. Correlation Clustering. *Machine learning*, 56(1-3):89–113, 2004.
- 594 5 Reuven Bar-Yehuda, Keren Censor-Hillel, Mohsen Ghaffari, and Gregory Schwartzman. Distributed Approximation of Maximum Independent Set and Maximum Matching. In *Proceedings of the ACM Symposium on Principles of Distributed Computing (PODC)*, pages 165–174, 2017.
- 595 6 Leonid Barenboim, Michael Elkin, Seth Pettie, and Johannes Schneider. The Locality of Distributed Symmetry Breaking. *Journal of the ACM (JACM)*, 63(3):1–45, 2016.
- 596 7 MohammadHossein Bateni, Soheil Behnezhad, Mahsa Derakhshan, MohammadTaghi Hajiaghayi, and Vahab Mirrokni. Brief Announcement: MapReduce Algorithms for Massive Trees. In *45th International Colloquium on Automata, Languages, and Programming (ICALP)*, pages 162:1–162:4, 2018.
- 597 8 Paul Beame, Paraschos Koutris, and Dan Suci. Communication Steps for Parallel Query Processing. *Journal of the ACM (JACM)*, 64(6):1–58, 2017.

- 611 9 Soheil Behnezhad, Sebastian Brandt, Mahsa Derakhshan, Manuela Fischer, MohammadTaghi
612 Hajiaghayi, Richard M. Karp, and Jara Uitto. Massively Parallel Computation of Matching
613 and MIS in Sparse Graphs. In *Proceedings of the 2019 ACM Symposium on Principles of*
614 *Distributed Computing (PODC)*, pages 481–490, 2019.
- 615 10 Guy Blelloch, Jeremy Fineman, and Julian Shun. Greedy Sequential Maximal Independent
616 Set and Matching Are Parallel on Average. In *Proceedings of the Twenty-Fourth Annual ACM*
617 *Symposium on Parallelism in Algorithms and Architectures (SPAA)*, pages 308—317, 2012.
- 618 11 Nicolò Cesa-Bianchi, Claudio Gentile, Fabio Vitale, and Giovanni Zappella. A Correlation
619 Clustering Approach to Link Classification in Signed Networks. *Journal of Machine Learning*
620 *Research (JMLR)*, 23:34.1–34.20, 2013.
- 621 12 Moses Charikar, Venkatesan Guruswami, and Anthony Wirth. Clustering with Qualitative
622 Information. *Journal of Computer and System Sciences*, 71(3):360–383, 2005.
- 623 13 Shuchi Chawla, Konstantin Makarychev, Tselil Schramm, and Grigory Yaroslavtsev. Near
624 Optimal LP Rounding Algorithm for Correlation Clustering on Complete and Complete
625 k -partite graphs. In *Proceedings of the forty-seventh annual ACM symposium on Theory of*
626 *Computing (STOC)*, pages 219–228, 2015.
- 627 14 Yudong Chen, Sujay Sanghavi, and Huan Xu. Clustering Sparse Graphs. In *Advances in*
628 *Neural Information Processing Systems (NeurIPS)*, pages 2204–2212, 2012.
- 629 15 Flavio Chierichetti, Nilesh Dalvi, and Ravi Kumar. Correlation Clustering in MapReduce. In
630 *Proceedings of the 20th ACM SIGKDD international conference on Knowledge Discovery and*
631 *Data mining (KDD)*, pages 641–650, 2014.
- 632 16 Artur Czumaj, Peter Davies, and Merav Parter. Graph sparsification for derandomizing
633 massively parallel computation with low space. In *Proceedings of the 32nd ACM Symposium*
634 *on Parallelism in Algorithms and Architectures (SPAA)*, pages 175–185, 2020.
- 635 17 Artur Czumaj, Jakub Łacki, Aleksander Madry, Slobodan Mitrovic, Krzysztof Onak, and
636 Piotr Sankowski. Round Compression for Parallel Matching Algorithms. *SIAM Journal on*
637 *Computing*, 49(5):STOC18–1, 2019.
- 638 18 Jeffrey Dean and Sanjay Ghemawat. MapReduce: Simplified Data Processing on Large
639 Clusters. *Communications of the ACM*, 51(1):107–113, 2008.
- 640 19 Erik D Demaine, Dotan Emanuel, Amos Fiat, and Nicole Immorlica. Correlation Clustering
641 in General Weighted Graphs. *Theoretical Computer Science*, 361(2-3):172–187, 2006.
- 642 20 Guy Even, Moti Medina, and Dana Ron. Distributed Maximum Matching in Bounded Degree
643 Graphs. In *Proceedings of International Conference on Distributed Computing and Networking*
644 *(ICDCN)*, 2015.
- 645 21 Manuela Fischer and Andreas Noever. Tight Analysis of Parallel Randomized Greedy MIS.
646 In *Proceedings of the 29th Annual ACM-SIAM Symposium on Discrete Algorithms (SODA)*,
647 pages 2152–2160, 2018.
- 648 22 Mohsen Ghaffari. Massively Parallel Algorithms, 2019. Available at: <https://people.inf.ethz.ch/gmohsen/MPA19/Notes/MPA.pdf>.
- 649 23 Mohsen Ghaffari, Themis Gouleakis, Christian Konrad, Slobodan Mitrović, and Ronitt Rubinfeld.
650 Improved Massively Parallel Computation Algorithms for MIS, Matching, and Vertex
651 Cover. In *Proceedings of the ACM Symposium on Principles of Distributed Computing (PODC)*,
652 pages 129–138, 2018.
- 653 24 Mohsen Ghaffari, Christoph Grunau, and Ce Jin. Improved MPC Algorithms for MIS,
654 Matching, and Coloring on Trees and Beyond. In *34th International Symposium on Distributed*
655 *Computing (DISC)*, pages 34:1–34:18, 2020.
- 656 25 Mohsen Ghaffari and Krzysztof Nowicki. Massively Parallel Algorithms for Minimum Cut. In
657 *Proceedings of the 39th Symposium on Principles of Distributed Computing (PODC)*, pages
658 119–128, 2020.
- 659 26 Mohsen Ghaffari and Jara Uitto. Sparsifying Distributed Algorithms with Ramifications in
660 Massively Parallel Computation and Centralized Local Computation. In *Proceedings of the*
661 *30th Annual ACM-SIAM Symposium on Discrete Algorithms (SODA)*, pages 1636–1653, 2019.
- 662

- 663 27 Michael T Goodrich, Nodari Sitchinava, and Qin Zhang. Sorting, Searching, and Simulation
664 in the MapReduce Framework. In *International Symposium on Algorithms and Computation*
665 (*ISAAC*), pages 374–383, 2011.
- 666 28 John E. Hopcroft and Richard M. Karp. An $n^{5/2}$ Algorithm for Maximum Matchings in
667 Bipartite Graphs. *SIAM Journal on Computing*, 2(4):225–231, 1973.
- 668 29 Michael Isard, Mihai Budiu, Yuan Yu, Andrew Birrell, and Dennis Fetterly. Dryad: Distributed
669 Data-parallel Programs from Sequential Building Blocks. In *Proceedings of the 2nd ACM*
670 *SIGOPS/EuroSys European Conference on Computer Systems 2007*, pages 59–72, 2007.
- 671 30 Howard Karloff, Siddharth Suri, and Sergei Vassilvitskii. A Model of Computation for
672 MapReduce. In *Proceedings of the 21st annual ACM-SIAM symposium on Discrete Algorithms*
673 (*SODA*), pages 938–948, 2010.
- 674 31 Christoph Lenzen and Roger Wattenhofer. Brief announcement: Exponential Speed-up of
675 Local Algorithms Using Non-local Communication. In *Proceedings of the 29th ACM SIGACT-*
676 *SIGOPS symposium on Principles of Distributed Computing (PODC)*, pages 295–296, 2010.
- 677 32 Nathan Linial. Locality in distributed graph algorithms. *SIAM Journal on computing*,
678 21(1):193–201, 1992.
- 679 33 Xinghao Pan, Dimitris Papailiopoulos, Samet Oymak, Benjamin Recht, Kannan Ramchandran,
680 and Michael I Jordan. Parallel Correlation Clustering on Big Graphs. In *Advances in Neural*
681 *Information Processing Systems (NeurIPS)*, pages 82–90, 2015.
- 682 34 David Peleg. *Distributed Computing: A Locality-Sensitive Approach*. Society for Industrial
683 and Applied Mathematics, 2000.
- 684 35 Chaitanya Swamy. Correlation Clustering: Maximizing Agreements via Semidefinite Program-
685 ming. In *Proceedings of the Annual ACM-SIAM Symposium on Discrete Algorithms (SODA)*,
686 volume 4, pages 526–527, 2004.
- 687 36 Tom White. *Hadoop: The Definitive Guide*. "O'Reilly Media, Inc.", 2012.
- 688 37 Matei Zaharia, Mosharaf Chowdhury, Michael J Franklin, Scott Shenker, Ion Stoica, et al.
689 Spark: Cluster Computing with Working Sets. *HotCloud*, 10(10-10):95, 2010.

690 **A** Deferred proofs

691 In this section, we provide the deferred proofs in the main text. For convenience, we will
692 restate them before giving the proofs. We also prove any necessary intermediate results here.

693 **A.1** Proofs for Section 3

694 Lemma 34 and Lemma 35 are intermediate results needed for Lemma 18. A special case of
695 Lemma 34 (with $s = 0$) was first considered in BEPS [6]. Here, we provide more details
696 while proving a slightly tighter bound.

697 ► **Lemma 34** (Counting connected neighborhoods). *Consider a graph $G = (V, E)$ on $|V| = n$*
698 *vertices with maximum degree $\Delta \geq 1$. Let $L \subseteq V$ be a subset of low-degree vertices with*
699 *maximum degree $1 \leq \delta \leq \Delta$. Then, the number of connected components involving s vertices*
700 *from L and t vertices from $V \setminus L$ is at most $n \cdot 4^{s+t-2} \cdot \delta^s \cdot \Delta^t$.*

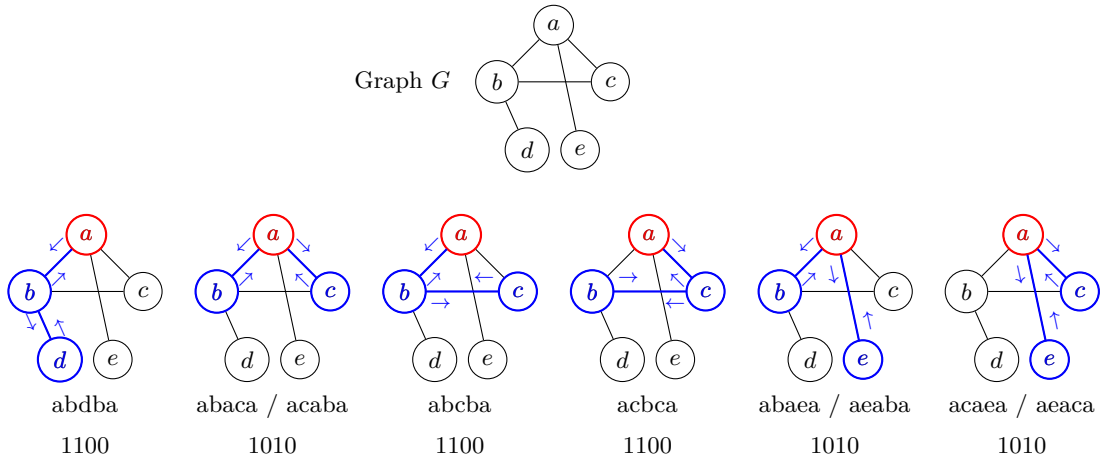
701 **Proof.** Since any connected component of size $(s + t)$ must contain a tree on $(s + t)$ nodes,
702 counting the number of unlabelled $(s + t)$ -node trees rooted at every vertex gives an *upper*
703 *bound* on the total number of $(s + t)$ -node connected components in the graph.¹⁴

¹⁴A connected component may contain multiple trees and this upper bound is generally an over-estimation.

704 One can count unlabelled trees using Euler tours. Given a root in an $(s + t)$ -node tree,
 705 there is a 1-to-1 correspondence between an Euler tour and a binary string S of $2(s + t - 2)$
 706 bits. See Figure 4 for an illustration.

707 Given a rooted unlabelled tree T , we now upper bound the number of ways to assign
 708 labels to the unlabelled $(s + t - 1)$ vertices by upper bounding the number of possible ways
 709 to embed T into the graph G . Consider labelling T with an arbitrary ordering of s vertices
 710 from L and t vertices from $V \setminus L$. There are at most δ choices when branching off a vertex
 711 from L , while there are at most Δ choices when branching off a vertex from $V \setminus L$. Thus,
 712 there are at most $\delta^s \cdot \Delta^t$ ways¹⁵ to embed an arbitrary tree T in G .

713 Putting everything together, we see that there are n ways to root a tree, at most
 714 $2^{2(s+t-2)} = 4^{s+t-2}$ possible Euler tours, and at most $\delta^s \cdot \Delta^t$ ways to embed each tour in G .
 715 That is, the number of connected components involving s vertices from L and t vertices from
 716 $V \setminus L$ is at most $n \cdot 4^{s+t-2} \cdot \delta^s \cdot \Delta^t$. ◀



■ **Figure 4** Consider graph G . Starting from root vertex a , we annotate all possible Euler tours involving $k = 3$ vertices with a corresponding $2(k - 2)$ -bit string. Each of the $k - 1$ edges corresponds to 2 bits: a “1” for “moving down the tree” and a “0” for “moving up the tree”. As each Euler tour must return to the root, the first bit is always a “1”, the last bit is always a “0”, and there are an equal number of 1’s and 0’s. Furthermore, there are at least as many 1’s as 0’s in *any* prefix of the binary string. Finally, observe that while $2(k - 2)$ bits uniquely identifies a rooted Euler tour tree involving k vertices, it could have multiple embeddings in G .

717 ▶ **Lemma 35.** Let vertex v be an arbitrary vertex in phase $i \in \{0, 1, \dots, \lceil \log_2 \Delta \rceil\}$. That is,
 718 $v \in \bigcup_{j=1}^{2000 \log \Delta} V(G_{i,j})$. Then,

$$719 \quad \Pr \left[v \text{ has } > \frac{\Delta}{2^{i-1}} \text{ neighbors in phases } i, i+1, \dots, \lceil \log_2 \Delta \rceil \right] \leq \Delta^{-10}$$

720 **Proof.** When $i = 0$, the statement trivially holds because all vertices have $\leq \Delta$ neighbors.
 721 In phase $i > 1$, we have processed at least $\frac{2^i}{100\Delta} \cdot n \cdot 2000 \log \Delta$ vertices. If v has $> \frac{\Delta}{2^{i-1}}$

¹⁵ Again, this is an overestimation.

722 neighbors in phases $i, i + 1, \dots, \lceil \log_2 \Delta \rceil$, then none of these neighbors belonged to the earlier
 723 phases. Since π is a uniform-at-random permutation, we see that

$$\begin{aligned}
 724 & \Pr \left[v \text{ has } > \frac{\Delta}{2^{i-1}} \text{ neighbors in phases } i, i + 1, \dots, \lceil \log_2 \Delta \rceil \right] \\
 725 & \leq \left(1 - \frac{2^i}{100\Delta} \cdot 2000 \log \Delta \right)^{\frac{\Delta}{2^{i-1}}} \leq \Delta^{-10} \\
 726 & \\
 727 & \\
 728 & \blacktriangleleft
 \end{aligned}$$

729 **► Lemma 18.** *Consider Algorithm 2. With high probability in n , the connected components*
 730 *in any chunk graph $G_{i,j}$ have size $\mathcal{O}(\log n)$.*

731 **Proof of Lemma 18.** Partition the vertices in G into L and $V \setminus L$, where L is the set of
 732 vertices in $G_{i,j}$ with degree $\leq \frac{\Delta}{2^{i-1}}$ and $V(G_{i,j}) \setminus L$ be the set of vertices in $G_{i,j}$ with degree
 733 $> \frac{\Delta}{2^{i-1}}$. For arbitrary choices of s and t , let us denote $C_{s,t}$ as a connected component
 734 involving s vertices from L and t vertices from $V \setminus L$. We will argue that the probability of a
 735 connected component $C_{s,t}$ existing in $G_{i,j}$ is very small when $s + t = 100 \log n \in \mathcal{O}(\log n)$.
 736 This implies our desired statement since any connected component of size at least $100 \log n$
 737 must contain some $C_{s,t}$ with $s + t = 100 \log n$.

738 Fix an arbitrary connected component $C_{s,t}$. Since π is a uniform-at-random permutation,
 739 vertices are assigned to $G_{i,j}$ independently with probability $\frac{c_i}{n}$. By Lemma 35, the probability
 740 of a vertex in $G_{i,j}$ belonging in T is at most Δ^{-10} . Thus, the probability of $C_{s,t}$ appearing
 741 in $G_{i,j}$ is at most $\left(\frac{c_i}{n}\right)^{s+t} \cdot \Delta^{-10t}$.

742 By Lemma 34, the number of connected components $C_{s,t}$ is at most $n \cdot 4^{s+t-2} \cdot \left(\frac{\Delta}{2^{i-1}}\right)^s \cdot \Delta^t$.
 743 Recall that $i \leq \lceil \log_2 \Delta \rceil$. So, by a union bound over all possible connected components $C_{s,t}$
 744 with $s + t = 100 \log n$, we see that

$$\begin{aligned}
 745 & \Pr [\text{There exists } C_{s,t} \text{ with } s + t = 100 \log n \text{ in } G_{i,j}] \\
 746 & \leq n \cdot 4^{s+t-2} \cdot \left(\frac{\Delta}{2^{i-1}}\right)^s \cdot \Delta^t \cdot \left(\frac{c_i}{n}\right)^{s+t} \cdot \Delta^{-10t} \\
 747 & = n \cdot 4^{s+t-2} \cdot \left(\frac{\Delta}{2^{i-1}}\right)^s \cdot \left(\frac{2^i}{100\Delta}\right)^{s+t} \cdot \Delta^{-9t} \\
 748 & \leq n \cdot \left(\frac{4}{50}\right)^s \cdot \Delta^{-9t} \\
 749 & \leq n^{-5} \\
 750 &
 \end{aligned}$$

751 That is, with high probability in n , the connected components in $G_{i,j}$ have size $\mathcal{O}(\log n)$. \blacktriangleleft

752 In the above proof of Lemma 18, we ignored the fact that some of the vertices in $G_{i,j}$ may
 753 have already been removed from the graph due to some neighbor in earlier phases entering
 754 the independent set. However, this can only reduce the size of the connected components
 755 that we considered and is beneficial for the purposes of our analysis.

756 **► Lemma 19.** *Consider Algorithm 2 in Model 1. Fix an arbitrary chunk graph $G_{i,j}$. If*
 757 *connected components in $G_{i,j}$ have size at most $\text{poly}(\log n)$, then every vertex can learn the*
 758 *full topology of its connected component in $\mathcal{O}(\log \log n)$ MPC rounds.*

759 **Proof of Lemma 19.** Let $h : [n] \rightarrow [M]$ be a hash function chosen uniformly at random
 760 from a family H of pairwise independent hash functions, where $M = n \cdot S$ is the number

761 of machines and $S \in \tilde{\mathcal{O}}(n^\delta)$. Let us assign each vertex v to machine indexed by $h(v)$.
 762 By Chernoff bounds, the number of vertices assigned to each machine is $\mathcal{O}(S)$ with high
 763 probability. By Lemma 18, the connected components have size $\mathcal{O}(\log n)$. To learn about
 764 the full topology of their connected component, we perform in $\mathcal{O}(\log \log n)$ rounds of graph
 765 exponentiation. Since each connected component only has size $\text{poly}(\log n)$, each vertex
 766 requires at most $\text{poly}(\log n)$ space whilst performing graph exponentiation and thus the total
 767 amount of memory used by *any* collection of vertices on the same machine fits into the
 768 machine memory. ◀

769 ▶ **Lemma 21.** *Consider Algorithm 3 in Model 2. Suppose $G = (V, E)$ has n vertices with
 770 maximum degree Δ . Let π be a uniform-at-random ordering of V . Then, with high probability,
 771 one can simulate greedy MIS on G (with respect to π) in $\mathcal{O}(\log \log n + \log \Delta)$ MPC rounds.*

772 **Proof of Lemma 21.** By Theorem 5, it suffices for any vertex to learn the ordering of
 773 vertices within its $\mathcal{O}(\log n)$ -hop neighborhood in G_{prefix} to determine whether itself is in the
 774 MIS. However, due to machine memory constraints, vertices may not be able to directly
 775 store their full $\mathcal{O}(\log n)$ -hop neighborhoods in a single machine. Instead, vertices will
 776 gather their $\mathcal{O}\left(\frac{\log n}{\log \Delta}\right)$ -hop neighborhood via graph exponentiation, then simulate the greedy
 777 MIS algorithm in $\mathcal{O}(\log \Delta)$ compressed rounds. The total runtime of this procedure is
 778 $\mathcal{O}(\log \log n + \log \Delta)$.

779 It remains to show that the $\mathcal{O}\left(\frac{\log n}{\log \Delta}\right)$ -hop neighborhood of any vertex fits in a single
 780 machine. Let us be more precise about the constant factors involved. Suppose that the
 781 longest dependency chain in greedy MIS has length $L \cdot \log n$ for some constant $L > 0$. For
 782 some constant $C > 0$, let $R = C \cdot L \cdot \left(\frac{\log n}{\log \Delta}\right)$ denote the R -hop neighborhood that we want
 783 to collect into a single machine with memory $\tilde{\mathcal{O}}(n^\delta)$. Note that the parameters L and δ
 784 are given to us, and we only have control over the parameter C . If we pick C such that
 785 $C \cdot L < \delta < 1$, then

$$786 \quad R \cdot \log \Delta = C \cdot L \cdot \left(\frac{\log n}{\log \Delta}\right) \cdot \log \Delta = C \cdot L \log n \in \mathcal{O}(\delta \cdot \log n) \iff \Delta^R \in \mathcal{O}(n^\delta)$$

787 Thus, with appropriate constant factors, the $\mathcal{O}\left(\frac{\log n}{\log \Delta}\right)$ -hop neighborhood of any vertex fits
 788 in a single machine. ◀

789 ▶ **Lemma 22.** *Let G be a graph on n vertices and $\pi : [n] \rightarrow V$ be a uniform-at-random
 790 ordering of vertices. For $t \in [n]$, consider the subgraph H_t obtained after processing vertices
 791 $\{\pi(1), \dots, \pi(t)\}$ via greedy MIS (with respect to π). Then, with high probability, the maximum
 792 degree in H_t is at most $\mathcal{O}\left(\frac{n \log n}{t}\right)$.*

793 **Proof of Lemma 22.** For the sake of clarity, we now prove the statement by setting the
 794 maximum degree bound in H_t to $\frac{10n \log n}{t}$. The constant 10 is arbitrary and can be adjusted
 795 based on how this lemma is invoked.

796 Let $t' \in [t]$ be an arbitrary round and v an arbitrary vertex. Suppose v has degree
 797 $d_{t'-1}(v)$ after processing the first $(t' - 1)$ vertices defined by $\pi(1), \dots, \pi(t' - 1)$. If $t' = 1$,
 798 then nothing has been processed yet and $d_{t'-1}(v) = d_0(v) = d(v)$, where $d(v)$ is the degree of
 799 v in the input graph G . If $d_{t'-1}(v) \leq \frac{10n \log n}{t}$, then the vertex v already satisfies the lemma
 800 since vertex degrees never increase while processing π . Otherwise, $d_{t'-1}(v) > \frac{10n \log n}{t}$. We
 801 now proceed to upper bound the probability of vertex v remaining in the subgraph after
 802 processing $\pi(t')$.

803 For vertex v to remain, neither v nor any of its neighbors must be chosen to be $\pi(t' -$
804 1). Since π is a uniform-at-random ordering of vertices, this happens with probability
805 $1 - \frac{1+d_{t'-1}(v)}{n-t'+1} \leq 1 - \frac{d_{t'-1}(v)}{n} < 1 - \frac{10n \log n}{tn} = 1 - \frac{10 \log n}{t}$. Thus, the probability that
806 vertex v remains in H_t , while having $d_t(v) > \frac{10n \log n}{t}$ after processing $\pi(t)$, is at most
807 $\left(1 - \frac{10 \log n}{t}\right)^t \leq \exp(-10 \log n) = n^{-10}$. The lemma follows by taking a union bound over
808 all vertices. \blacktriangleleft

809 A.2 Proofs for Section 4

810 \blacktriangleright **Lemma 25** (Structural lemma for correlation clustering). *Let G be a complete signed graph*
811 *such that positive edges E^+ induce a λ -arboric graph. Then, there exists an optimum*
812 *correlation clustering where all clusters have size at most $4\lambda - 2$.*

813 **Proof of Lemma 25.** The proof involves performing local updates by repeatedly removing
814 vertices from large clusters while arguing that the number of disagreements does not increase
815 (it may not strictly decrease but may stay the same).

816 Consider an arbitrary clustering that has a cluster C of size at least $|C| \geq 4\lambda - 1$. We will
817 show that there exists some vertex $v^* \in C$ such that $d_C^+(v^*) \leq 2\lambda - 1$. Observe that removing
818 v^* to form its own singleton cluster creates $d_C^+(v^*)$ positive disagreements and removes
819 $(|C| - 1) - d_C^+(v^*)$ negative disagreements. Since $d_C^+(v^*) \leq 2\lambda - 1 \leq \frac{|C|+1}{2} - 1 = \frac{|C|-1}{2}$, we
820 see that this local update will not increase the number of disagreements. It remains to argue
821 that v^* exists.

822 Suppose, for a contradiction, that such a vertex v^* does not exist in a cluster of size
823 $|C| \geq 4\lambda - 1$. Then, $d_C^+(v) \geq 2\lambda$ for *all* vertices $v \in C$. Summing over all vertices in C , we
824 see that

$$825 \quad |E^+(C)| = \frac{1}{2} \sum_{v \in C} d_C^+(v) \geq \frac{1}{2} \cdot |C| \cdot 2\lambda = |C| \cdot \lambda \geq |C| \cdot \frac{|E^+(C)|}{|C|-1} > |E^+(C)|$$

826 where the second last inequality follows from the definition of arboricity. This is a contradic-
827 tion, thus such a vertex v^* exists. Repeating this argument (i.e. removing all vertices like
828 v^* to form their own singleton clusters), we can transform any optimum clustering into one
829 with clusters of size at most $4\lambda - 2$. \blacktriangleleft

830 \blacktriangleright **Theorem 26** (Algorithmic implication of Lemma 25). *Let G be a complete signed graph such*
831 *that positive edges E^+ induce a λ -arboric graph. For $\varepsilon > 0$, let*

$$832 \quad H = \left\{ v \in V : d(v) > \frac{8(1+\varepsilon)}{\varepsilon} \cdot \lambda \right\} \subseteq V$$

833 *be the set of high-degree vertices, and $G' \subseteq G$ be the subgraph obtained by removing high-*
834 *degree vertices in H . Suppose \mathcal{A} is an α -approximate correlation clustering algorithm and*
835 *$\text{cost}(\text{OPT}(G))$ is the optimum correlation clustering cost. Then,*

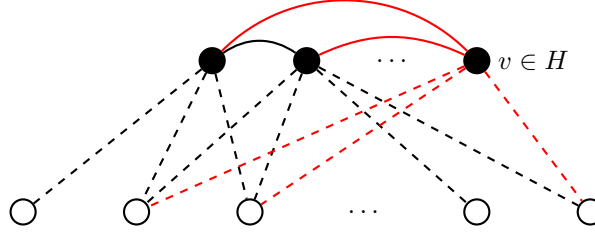
$$836 \quad \text{cost}(\{\{v\} : v \in H\} \cup \mathcal{A}(G')) \leq \max\{1 + \varepsilon, \alpha\} \cdot \text{cost}(\text{OPT}(G))$$

837 *where $\{\{v\} : v \in H\} \cup \mathcal{A}(G')$ is the clustering obtained by combining the singleton clusters of*
838 *high-degree vertices with \mathcal{A} 's clustering of G' . See Algorithm 4 for a pseudocode. Furthermore,*
839 *if \mathcal{A} is α -approximation only in expectation, then the above inequality holds only in expectation.*

840 **Proof of Theorem 26.** Denote edges incident to high-degree vertices as *marked* (M), and
 841 *unmarked* (U) otherwise. We further split marked edges into positive (M^+) and negative
 842 marked edges (M^-). In other words, we partition the edge set E into $M^+ \cup M^- \cup U$. Instead
 843 of the usual handshaking lemma¹⁶, we have

$$844 \quad |M^+| \leq \sum_{v \in H} d^+(v) \leq 2 \cdot |M^+| \quad (1)$$

845 because high-degree vertices may have low-degree neighbors and marked edges may be
 846 counted twice in the sum. See Figure 5 for an illustration.



847 **Figure 5** High-degree vertices H are filled and only edges in M^+ are shown. Edges contributing
 848 to $d^+(v)$ are highlighted in red. In the summation of Equation (1), dashed edges are counted only
 849 once and solid edges are counted twice, hence $|M^+| \leq \sum_{v \in H} d^+(v) \leq 2|M^+|$.

847 Fix an optimum clustering $OPT(G)$ of G where each cluster has size at most $4\lambda - 2$.
 848 Such a clustering exists by Lemma 25. Observe that

$$849 \quad \begin{aligned} & cost(OPT(G)) \\ 850 &= (\text{disagreements in } M^+) + (\text{disagreements in } M^-) + (\text{disagreements in } U) \\ 851 &\geq (\text{disagreements in } M^+) + 0 + (\text{disagreements in } U) \end{aligned}$$

853 We defer the proof for the following inequality and first use it to derive our result:

$$854 \quad cost(OPT(G)) \geq \frac{1}{1+\varepsilon} \cdot |M^+| + (\text{disagreements in } U) \quad (2)$$

855 Since ignoring high-degree vertices in the clustering from $OPT(G)$ yields a valid clustering
 856 for G' , we see that $cost(OPT(G')) \leq (\text{disagreements in } U)$. Thus,

$$857 \quad \begin{aligned} & cost(\{\{v\} : v \in H\} \cup \mathcal{A}(G')) \\ 858 &= |M^+| + cost(\mathcal{A}(G')) \\ 859 &\leq |M^+| + \alpha \cdot cost(OPT(G')) && \text{since } \mathcal{A} \text{ is } \alpha\text{-approximate} \\ 860 &\leq |M^+| + \alpha \cdot (\text{disagreements in } U) && \text{since } cost(OPT(G')) \leq (\text{disagreements in } U) \\ 861 &\leq \max\{1 + \varepsilon, \alpha\} \cdot cost(OPT(G)) && \text{by Equation (2)} \end{aligned}$$

863 If \mathcal{A} is only α -approximate in expectation, the same argument yields the same conclusion,
 864 but only in expectation.

865 To prove Equation (2), it suffices to show that $(\text{disagreements in } M^+) \geq \frac{1}{1+\varepsilon} \cdot |M^+|$.
 866 Consider an arbitrary high-degree vertex $v \in H$. By choice of $OPT(G)$ and definition of H ,

¹⁶Handshaking lemma: $\sum_{v \in V} d(v) = 2|E|$

867 at most

$$868 \quad 4\lambda - 2 \leq 4\lambda \leq \frac{\varepsilon}{2(1+\varepsilon)} \cdot d(v) \quad (3)$$

869 of marked edges incident to v belong in the same cluster and will not cause any external
 870 positive disagreements. Let us call these edges *good edges* since they do not incur any cost in
 871 $\text{cost}(\text{OPT}(G))$. In total, across all high-degree vertices, there are at most $\sum_{v \in H} \frac{\varepsilon}{2(1+\varepsilon)} \cdot d(v) \leq$
 872 $\frac{\varepsilon}{2(1+\varepsilon)} \cdot 2 \cdot |M^+| = \frac{\varepsilon}{1+\varepsilon} \cdot |M^+|$ good edges due to Equation (3) and Equation (1). In other
 873 words, (disagreements in M^+) $\geq \left(1 - \frac{\varepsilon}{1+\varepsilon}\right) \cdot |M^+| = \frac{1}{1+\varepsilon} \cdot |M^+|$. ◀

874 ▶ **Corollary 27** (Maximum matchings yield optimum correlation clustering in forests). *Let G*
 875 *be a complete signed graph such that positive edges E^+ induce a forest (i.e. $\lambda = 1$). Then,*
 876 *clustering using a maximum matching on E^+ yields an optimum cost correlation clustering.*

877 **Proof of Corollary 27.** By Lemma 25, with $\lambda = 1$, we know that there exists an optimum
 878 correlation clustering where clusters are of size 1 or 2. A size-2 cluster reduces one disagree-
 879 ment if the vertices are joined by a positive edge. Hence, the total number of disagreements is
 880 minimized by maximizing the number of such size-2 clusters, which is the same as computing
 881 the *maximum* matching on the set of positive edges E^+ . ◀

882 A.3 Proofs for Section 5

883 ▶ **Corollary 31.** *Consider Model 1. Let G be a complete signed graph such that positive edges*
 884 *E^+ induce a forest. Let $0 < \varepsilon \leq 1$ be a constant. Then, there exists the following algorithms*
 885 *for correlation clustering:*

- 886 1. *An optimum randomized algorithm that runs in $\tilde{\mathcal{O}}(\log n)$ MPC rounds.*
- 887 2. *A $(1 + \varepsilon)$ -approx. (worst case) deterministic algo. that runs in $\mathcal{O}\left(\frac{1}{\varepsilon} \cdot (\log \frac{1}{\varepsilon} + \log \log^* n)\right)$*
 888 *MPC rounds.*
- 889 3. *A $(1 + \varepsilon)$ -approx. (worst case) randomized algo. that runs in $\mathcal{O}\left(\log \log \frac{1}{\varepsilon}\right)$ MPC rounds.*

890 **Proof of Corollary 31.** For the first algorithm, we use the algorithm of BBDHM [7] to
 891 compute a maximum matching in $\tilde{\mathcal{O}}(\log n)$ MPC rounds, and cluster matched vertices
 892 together according to Corollary 27.

893 For the second algorithm, we apply Theorem 26 with $\lambda = 1$, $\alpha = 1/(1 + \varepsilon)$, and \mathcal{A} as the
 894 deterministic approximate matching algorithm of Even, Medina and Ron [20] on the subgraph
 895 with maximum degree $\Delta \in \mathcal{O}(1/\varepsilon)$. Their algorithm runs in $R \in \mathcal{O}\left(\Delta^{\mathcal{O}(1/\varepsilon)} + \frac{1}{\varepsilon^2} \cdot \log^* n\right)$
 896 LOCAL rounds. This can be sped up to $\mathcal{O}\left(\frac{1}{\varepsilon} \cdot (\log \frac{1}{\varepsilon} + \log \log^* n)\right)$ MPC rounds via graph
 897 exponentiation since $\Delta \in \mathcal{O}(1/\varepsilon)$ and each R -hop neighborhood is of logarithmic size.

898 For the third algorithm, we apply Theorem 26 with $\lambda = 1$, $\alpha = 1 + \varepsilon$, and \mathcal{A} as the
 899 randomized approximate matching algorithm of BCGS [5] on the subgraph with maximum
 900 degree $\Delta \in \mathcal{O}(1/\varepsilon)$. Their algorithm runs in $R \in \mathcal{O}\left(\frac{\log \frac{1}{\varepsilon}}{\log \log \frac{1}{\varepsilon}}\right) \subseteq \mathcal{O}\left(\log \frac{1}{\varepsilon}\right)$ CONGEST
 901 rounds. This can be sped up to $\mathcal{O}\left(\log \log \frac{1}{\varepsilon}\right)$ MPC rounds via graph exponentiation since
 902 $\Delta \in \mathcal{O}(1/\varepsilon)$ and each R -hop neighborhood is of logarithmic size. ◀

903 ▶ **Remark 36.** Let M^* be some maximum matching and M be some approximate matching.
 904 The approximation ratio in [20] is stated as $|M| = (1 - \varepsilon') \cdot |M^*|$ while we write $(1 + \varepsilon) \cdot |M| =$
 905 $|M^*|$. This is only a constant factor difference: $\varepsilon' \in \Theta(\varepsilon)$.

906 ▶ **Corollary 32.** *Consider Model 1. Let G be a complete signed graph such that positive edges*
 907 *E^+ induce a λ -arboric graph. Then, there exists a deterministic algorithm that produces an*
 908 *$\mathcal{O}(\lambda^2)$ -approximation (worst case) for correlation clustering of G in $\mathcal{O}(1)$ MPC rounds.*

909 **Proof.** Consider the following deterministic algorithm: Each connected component (with
 910 respect to E^+) that is a clique forms a single cluster, then all remaining vertices form
 911 singleton clusters.

912 **MPC implementation.** Any clique in a λ -arboric graph involves at most 2λ vertices.
 913 Ignoring vertices with degrees larger than $(2\lambda - 1)$, the algorithm can be implemented in
 914 $\mathcal{O}(1)$ MPC rounds using broadcast trees.

915 **Approximation analysis.** Fix an optimum clustering $OPT(G)$ of G such that each cluster
 916 has size at most $4\lambda - 2$. Such a clustering exists by Lemma 25. Note that clusters in *any*
 917 optimum clustering are connected components (with respect to E^+), otherwise one can
 918 strictly improve the cost by splitting up such clusters. By bounding the approximation
 919 ratio for an arbitrary connected component in the input graph G , we obtain a worst case
 920 approximation ratio.

921 Consider an arbitrary connected component H on n vertices and m positive edges. Since
 922 H is λ -arboric, $m \leq \lambda \cdot n$. If H is a clique, then our algorithm incurs zero disagreements.
 923 Otherwise, our algorithm forms singleton clusters and incurs $m \leq \lambda \cdot n$ disagreements. Since
 924 each cluster in $OPT(G)$ has size at most $4\lambda - 2$, there must be at least $\frac{n}{4\lambda - 2}$ clusters of
 925 $OPT(G)$ involving vertices in H . Since H is a connected component, this means that
 926 $OPT(G)$ incurs at least $\frac{n}{4\lambda - 2} - 1$ positive external disagreements with respect to H . Thus,
 927 the worst possible approximation ratio is $\frac{\lambda \cdot n}{\frac{n}{4\lambda - 2} - 1} \in \mathcal{O}(\lambda^2)$. ◀