

# Search for Lorentz Invariance Violation from stacked Gamma-Ray Burst spectral lag data

Rajdeep Agrawal,<sup>a</sup> Haveesh Singirikonda,<sup>a</sup> and Shantanu Desai<sup>a,1</sup>

<sup>a</sup>Department of Physics, Indian Institute of Technology, Hyderabad, Telangana-502285, India

E-mail: [ep18btech11012@iith.ac.in](mailto:ep18btech11012@iith.ac.in), [ep17btech11010@iith.ac.in](mailto:ep17btech11010@iith.ac.in) ,  
[shantanud@phy.iith.ac.in](mailto:shantanud@phy.iith.ac.in)

**Abstract.** A number of works have found evidence for a turn-over in the spectral lag data for individual Gamma-Ray Bursts (GRBs), caused by an energy-dependent speed of light, which could be a possible manifestation of Lorentz invariance violation (LIV). Here, we stack spectral lag data from a total of 37 GRBs (with a total of 91 measurements), to verify if the combined data is consistent with a unified model consisting of intrinsic astrophysical emission, along with another contribution due to LIV. We then carry out Bayesian model comparison to ascertain if this combined spectral lag data shows a preference for an energy-dependent speed of light, as compared to an intrinsic astrophysical emission mechanism. We do not find a decisive evidence for such an energy-dependent speed of light for two different models of LIV. Furthermore, none of the models considered provide a good fit to the stacked spectral lag data.

---

<sup>1</sup>Corresponding author.

---

## Contents

<b>1</b>	<b>Introduction</b>	<b>1</b>
<b>2</b>	<b>Bayesian Model Comparison</b>	<b>3</b>
<b>3</b>	<b>Datasets used for the analysis</b>	<b>4</b>
<b>4</b>	<b>Model used for time lags</b>	<b>5</b>
<b>5</b>	<b>Reconstruction of Expansion History</b>	<b>6</b>
5.1	Cosmic Chronometers	6
5.2	Estimation of $h(z)$ using Gaussian Process Regression	6
<b>6</b>	<b>Analysis and Results</b>	<b>7</b>
<b>7</b>	<b>Conclusions</b>	<b>9</b>

---

## 1 Introduction

In special relativity, the speed of light,  $c$ , is a Lorentz invariant quantity. However, this *ansatz* is not valid in many theories beyond the Standard Model of Particle Physics and also various quantum gravity and string theory models (See [1–3] for reviews of such models). In these models, Lorentz invariance is expected to be broken at very high energies close to the Planck scale ( $E_{pl} \sim 10^{19}$  GeV), and the speed of light is a function of the energy of the associated photon [4]. Alternately, one can think of the vacuum refractive index as been different from unity in such models [5]. The energy-dependent speed of light can be written as [6]:

$$v(E) = c \left[ 1 - s_{\pm} \frac{n+1}{2} \left( \frac{E}{E_{QG}} \right)^n \right], \quad (1.1)$$

where  $s_{\pm} = \pm 1$  denotes the sign of the LIV, corresponding to sub-luminal ( $s_{\pm} = +1$ ) or super-luminal ( $s_{\pm} = -1$ );  $E_{QG}$  denotes the quantum gravity scale where LIV effects kick in, and  $n$  is a model-dependent term and is usually equal to one or two, corresponding to linear or quadratic LIV. The values of  $n$  for different LIV models can be found in [7].

A plethora of searches for Lorentz invariance violation (LIV) have been carried out using photons, neutrinos, and gravitational waves, by looking for the energy dependent speed of light as given by Eq. 1.1, with  $s_{\pm} = +1$ . The astrophysical sources used for searches of LIV with photons include pulsars [8, 9], AGNs [10–13], and Gamma-Ray Bursts (GRBs, hereafter) [5–7, 14–29]. Reviews of all these astrophysical searches for LIV with these sources can be found in [11, 30, 31]. The corresponding results on LIV with neutrinos can be found in [32–37]. A constraint on LIV using the first gravitational wave event GW150914 has also been obtained [38].

The observable used in almost all the studies of LIV with GRBs consists of spectral lags, which can be defined as the difference in arrival times between high energy and low energy photons, and is positive if the high energy photons arrive earlier than the low energy ones. The first such systematic study with a large GRB sample was carried out by [5], who

considered a sample of 35 GRBs in the redshift range  $z = 0.168 - 4.3$  from HETE, BATSE, and SWIFT. The spectral lags were modeled as sum of a constant intrinsic lag together with another contribution due to an energy-dependent speed of light. They also found a  $4\sigma$  evidence for the higher energy photons to arrive earlier than the lower energy ones, which at face value points to evidence for LIV [5]. However, when an additional systematic offset was added to make the  $\chi^2/\text{DOF}$  equal to one, the statistical significance for LIV reduced to about  $1\sigma$ . Subsequently, they set a lower limit of  $E_{QG} \geq (0.9 - 2.1) \times 10^{16}$  GeV at 95% c.l.

The first convincing case for a spectral lag turnover from positive to negative lags, using multiple spectral lag data from a single GRB (GRB 160625B) was made in [39]. This work modeled the time-lag data as a sum of intrinsic astrophysical time-lag and lag due to the energy-dependent speed of light from LIV. The intrinsic time delay proposed in this work was a phenomenological model, parameterized as function of the energy. All previous works prior to [39] had assumed a constant intrinsic lag in the source frame. They found that the spectral lag for this GRB shows a turnover at around 8 MeV, indicating a transition from positive to negative lags. They argued that this transition could be a signature of LIV, which kicks in at high energies. Their best-fit value for  $E_{QG}$  was  $\log(E_{QG}/\text{GeV})$  are  $15.66^{+0.55}_{-0.01}$  and  $7.17^{+0.17}_{-0.02}$  for linear and quadratic LIV models, respectively [39]. The statistical significance for this spectral lag transition corresponds to a  $Z$ -score of between  $3.05 - 3.74\sigma$  (using frequentist techniques), and  $\Delta\text{AIC}/\text{BIC} > 10$  for the quadratic LIV model [40]. The information theory techniques therefore point to decisive evidence for the quadratic LIV model.

Subsequently, [7] stacked the spectral lag data for GRB 160625B along with the data for 35 GRBs from [5] and argued that this provides a more robust estimate of the intrinsic time lag. Their best-fit estimates for  $\log(E_{QG}/\text{GeV})$  are  $14.523^{+0.022}_{-0.025}$  and  $8.79 \pm 0.0097$  for linear and quadratic LIV models, respectively. Most recently, a similar spectral lag transition from positive to negative lags (similar to GRB 1606025B) was detected in GRB 190114C at  $\sim 0.7$  MeV [27]. However, the model for the intrinsic time lag assumed was opposite in sign compared to [7, 39]. The statistical significance of the spectral lag transition was also estimated using Bayesian model comparison and found to be  $> 100$ , pointing to decisive evidence using Jeffreys scale. Similar to [7, 39], they obtained best-fit values for linear and quadratic models and their  $2\sigma$  bounds are given by  $\log(E_{QG}/\text{GeV}) = 14.49^{+0.12}_{-0.13}$  and  $6.00 \pm 0.06$ , respectively. Furthermore, they also constrained the parameters of LIV Standard Model Extension models [41]. They also computed the  $\chi^2/\text{DOF}$  for the null hypothesis (consisting of only intrinsic emission) as well as all the LIV models considered. They showed that all the LIV models have  $\chi^2/\text{DOF}$  are less than or close to one, indicating a good fit to the LIV hypothesis [27]. The MAGIC collaboration however failed to find a similar evidence for an energy-dependent speed of light in the TeV gamma ray data for the same GRB. Using conservative assumptions on spectral and temporal evolution, the MAGIC collaboration set a lower limit of  $\mathcal{O}(10^{19})$  and  $\mathcal{O}(10^{10})$  GeV for linear and quadratic models, respectively [28].

We note that even though some of the above aforementioned analyses using spectral lag data, obtained bound  $1\sigma$  confidence intervals for  $E_{QG}$ , which is less than the Planck energy scale, the conclusions of these works only reported one-sided lower limits on  $E_{QG}$ , which is same as the central estimate [7, 27, 39]. This does not adhere to the formal way of calculating one-sided lower (or upper) limits recommended by the PDG [42].

Furthermore, as pointed out in [40], the estimated LIV energy scale estimated in [39] would contradict previous limits by approximately 3-4 orders of magnitude [15, 17]. This point would also apply to the recent results in [7, 27]. Still, given the tantalizing hints for LIV in each of the aforementioned works [5, 7, 27, 39], if the spectral lag data for all the GRBs

can be described by a unified model, one would expect the net statistical significance of the LIV to get enhanced, if we stack the spectral lag data from all the GRBs, and analyze them uniformly with the same model. In this work, we therefore stack the data from all the three works which found these hints for LIV signatures in the spectral lag data [5, 7, 27]. We then do a Bayesian model comparison of the hypothesis that the combined spectral lag data is a combination of both an intrinsic and a LIV-induced lag, as compared to only an intrinsic lag due to astrophysical emission. The model assumed for the intrinsic astrophysical emission is same as that proposed in [39], which has also been used in [7]. The outline of this paper is as follows. We briefly discuss the model comparison technique in Sec. 2. The datasets used for this analysis are described in Sec. 3. The analysis procedure used to analyze the GRB spectral lag data is discussed in Sec. 4. The reconstruction of the cosmic expansion history using chronometers is described in Sec. 5. Our results are presented in Sec. 6 and we conclude in Sec. 7.

## 2 Bayesian Model Comparison

Since a central theme of this work is model selection, we give a brief primer on these techniques. There are three main methods used for model comparison: frequentist, information theory, and Bayesian. A comparison and contrast of these methods can be found in [43–50]. In our previous works, we have applied all these techniques to a large number of model selection problems in Astrophysics and Cosmology [40, 51–59]. In this work, we shall only use the Bayesian method for model comparison, as this is the most robust among the various techniques and does not involve any assumptions [46]. We provide a brief prelude to the Bayesian model comparison technique. For more details, the reader can refer to [46–48, 50] (and references therein).

Bayesian Model comparison is based on the Bayes Theorem in probability, which states:

$$P(M|D) = \frac{P(D|M)P(M)}{P(D)} \quad (2.1)$$

for a model  $M$  with respect to data  $D$ . Here,  $P(M|D)$  represents the posterior probability and  $P(D|M)$  is the marginal likelihood, also known as the Bayesian Evidence. This can be defined as:

$$P(D|M) = E(M) = \int P(D|M, \theta)P(\theta|M) d\theta \quad (2.2)$$

where  $\theta$  is the vector of parameters associated with the model  $M$ ,  $P(\theta|M)$  is the prior on the the parameter vector ( $\theta$ ) for that model. To perform model comparison between two models  $M_1$  and  $M_2$ , we calculate the Posterior odds ratio, which is the ratio of their posterior probabilities. So, the odds ratio for model  $M_2$  over  $M_1$  is given by:

$$O_{21} = \frac{P(M_2|D)}{P(M_1|D)} \quad (2.3)$$

Using Eq. 2.1 and 2.2, this can be further written as:

$$O_{21} = \frac{E(M_2)P(M_2)}{E(M_1)P(M_1)} = B_{21} \frac{P(M_2)}{P(M_1)} \quad (2.4)$$

where the term  $B_{21}$  is the Bayes Factor, given by the ratio of Bayesian Evidences of the two models. If we were to assume equal apriori probabilities for both models, the Odds Ratio is

the same as Bayes Factor. Therefore, we obtain:

$$O_{21} = B_{21} = \frac{\int P(D|M_2, \theta_2)P(\theta_2|M_2) d\theta_2}{\int P(D|M_1, \theta_1)P(\theta_1|M_1) d\theta_1} \quad (2.5)$$

The Bayes factor is then used for Bayesian model comparison. Note that unlike other model selection techniques, Bayesian model comparison does not involve the computation of best-fit parameters for a given model.

The model with the larger value of Bayesian evidence will be considered as the favored model. We then use the Jeffrey’s scale to qualitatively assess the significance of the favored model [48]. According to this scale, a Bayes Factor  $< 1$  indicates negative support for the model in the numerator ( $M_2$ ), thereby favouring the model  $M_1$ . A value exceeding 10 implies strong evidence for  $M_2$ , while a value greater than 100 indicates decisive evidence. Therefore, a smoking gun evidence for model  $M_2$  over  $M_1$  requires a Bayes factor greater than 100.

### 3 Datasets used for the analysis

We briefly describe each of the datasets analyzed in [5, 27, 39] that are used for our stacked analysis. More details can be found in the original papers and references therein.

Ellis et al [5] considered a sample of 35 different GRBs (with one spectral lag per GRB) in the redshift range  $0.25 < z < 6.29$ , detected by three different telescopes, viz. BATSE, HETE, and Neil Gehrels SWIFT. For BATSE data, the spectral lags were measured in the 115-320 keV band relative to the 25-55 keV band. The Neil Gehrels SWIFT and HETE data were also normalized to the same energy bands. The spectral time-lag data along with the errors for all the 35 GRBs can be found in Table 1 of [5]. The lower and higher energy intervals corresponding to these time lags were assumed to be the centers of the energy bins, viz. 40 keV and 217.5 keV, respectively. The error in energy difference was the quadrature sum of the half-widths for the two energy bins.

The second dataset used in this work is the spectral lag data for GRB 160625B analyzed in [39]. This GRB is located at a redshift of  $z = 1.41$ . This GRB was detected by both Fermi-GBM and Fermi-LAT. The light curve for this GRB contained three isolated sub-bursts, lasting about 770 seconds. This long duration facilitated the measurement of 37 spectral lags in the 15-350 keV intervals, with respect to a fixed energy of 11.34 keV. The spectral lag data along with their error bars can be found in Table 1 of [39]. The error in the energy difference was equal to the half-width of each energy bin.

The final dataset we used consists of 19 spectral lag measurements of GRB190114C, located at a redshift of  $z = 0.4245$  [27]. This GRB was detected by the Neil Gehrels SWIFT telescope with  $T_{90}$  ranging equal to 362 and 116 seconds in 15-350 keV and 50-300 keV, respectively. This GRB was also detected by Fermi-LAT at MeV energies and by the MAGIC telescope up to TeV energies [60]. Using the Fermi-GBM light curves, [27] constructed the spectral lag data from 15 keV to 5000 keV, compared to the lowest energy value of 12.5 keV. These spectral lags along with their errors can be found in Table 1 of [27]. Similar to GRB 160625B, we used the half-widths of each energy bin to characterize the error for energy value.

Finally, we combine all the aforementioned spectral lag measurements. We therefore get a total of 91 spectral lag measurements from 37 GRBs, located at different redshifts, covering a range from 0.25 to 6.29. Since all the GRB redshifts were spectroscopic, we do not consider the error in their redshifts for our analysis, as they are expected to be negligible.

## 4 Model used for time lags

The observed spectral time lag ( $\Delta t_{obs}$ ) for a given GRB for an energy interval  $\Delta E$  can be modeled as a sum of two delays:

$$\Delta t_{obs} = \Delta t_{int}^{obs} + \Delta t_{LIV} \quad (4.1)$$

where  $\Delta t_{obs}$  is the observed spectral lag;  $\Delta t_{int}^{obs}$  is the intrinsic time delay due to astrophysical emission in the observer frame, and  $\Delta t_{LIV}$  due to LIV.

Many initial works on searches for LIV assumed a constant intrinsic time delay in the source frame [5, 20–24, 29, 61]. We shall use the following model for the intrinsic time emission in the source frame [39],

$$\Delta t_{int} = \tau \left[ \left( \frac{E}{KeV} \right)^\alpha - \left( \frac{E_0}{KeV} \right)^\alpha \right] \quad (4.2)$$

This model for the intrinsic emission in the source frame (first introduced in [39]) was obtained from the statistical properties of 50 single-pulsed GRBs [61]. This parametric form for the intrinsic emission has been used for LIV searches using spectral lags in a number of works [7, 24, 39, 40, 62]. Du et al [27] used a slight variant of Eq. 4.2, where  $\alpha$  was replaced by  $-\alpha$  and  $\tau$  by  $-\tau$ . For this analysis, we shall choose broad priors on  $\alpha$  and  $\tau$  to encompass both these variants. We note however that the detailed emission mechanism of GRBs is still unknown, and there could be other astrophysical parameters characterizing the intrinsic mechanism. Ref. [63] has found a correlation between spectral and spectral evolution. In this work however, use Eq. 4.2, since it has also been used in the earlier works.

The intrinsic time delay in the observer frame is given by

$$\Delta t_{int}^{obs} = (1 + z)\Delta t_{int}, \quad (4.3)$$

where the  $(1 + z)$  term accounts for the cosmological time dilation. For the null hypothesis, the spectral lags will be directly fitted to only Eq. 4.3.

The time delay due to linear and quadratic LIV models can be obtained from  $n = 1$  and  $n = 2$ , respectively of the following equation [64],

$$\Delta t_{LIV} = t_{low} - t_{high} = - \left( \frac{1 + n}{2H_0} \right) \left( \frac{E^n - E_0^n}{E_{QG,n}^n} \right) \int_0^z \frac{(1 + z')^n}{h(z')} dz' \quad (4.4)$$

where  $E_{QG,n}$  is the Lorentz-violating or quantum gravity scale, above which Lorentz violation is turned on. In Eq. 4.4,  $n = 1$  represents linear LIV and  $n = 2$  quadratic LIV. Finally,  $h(z) \equiv \frac{H(z)}{H_0}$  is the dimensionless Hubble parameter as a function of redshift. For the current standard  $\Lambda$ CDM model [65],  $h(z) = \sqrt{\Omega_M(1 + z)^3 + \Omega_\Lambda}$  and this parametric form has been used for the analysis in [5, 24, 27, 39, 40]. Here, we reconstruct  $h(z)$  in a non-parametric manner using Gaussian Process Regression (GPR) similar to the analysis in [7]. The integral in Eq. 4.4 encompassed in the parameter  $K(z)$  defined as

$$K(z) = \int_0^z dz' \frac{(1 + z')^n}{h(z')} \quad (4.5)$$

The estimation of  $K(z)$  in a model-independent fashion using GPR similar will be discussed in Sec. 5. We note that  $\Delta t_{LIV}$  for other LIV models such as Lorentz Violating Standard

Model Extension [41] has also been evaluated in [27]. However, we shall not analyze these models as they have a large number of free parameters.

The last ingredient which we need for our analysis is the total error ( $\sigma_{tot}$ ) in the observables. This includes the error in the observed spectral lag ( $\sigma_t$ ) as well as the error in the energy ( $\sigma_E$ ). We use the prescription in [66] to combine these errors and the total error  $\sigma_{tot}$  is given as:

$$\sigma_{tot}^2 = \sigma_t^2 + \left(\frac{\partial f}{\partial E}\right)^2 \sigma_E^2. \quad (4.6)$$

where  $f$  is the particular model been tested.

## 5 Reconstruction of Expansion History

In this section, we shall discuss the calculation of Eq. 4.5 in a model-independent fashion using cosmic chronometers, which is agnostic to any particular Cosmology.

### 5.1 Cosmic Chronometers

In Equation 4.5,  $K(z)$  is generally obtained from the underlying cosmological model. Using GPR, we obviate this requirement and reconstruct  $h(z)$  directly from the data. We use Hubble parameter measurements from cosmic chronometers (CC) [67], which is a model independent method for measuring the Hubble parameter using the redshifts and relative ages of galaxies. For this work, we use the same chronometer dataset, as that in [55], which consists of 31 data points covering the redshift range  $0.07 < z < 1.965$  [68].

The cosmic chronometer technique uses the following way defining the Hubble parameter [67]:

$$H(z) = -\frac{1}{1+z} \frac{dz}{dt} \quad (5.1)$$

For small changes in  $z$  and  $t$ , this relation can be generalized to

$$H(z) = -\frac{1}{1+z} \frac{\Delta z}{\Delta t} \quad (5.2)$$

Therefore, through the measurements of redshifts and ages from spectroscopic analysis of galaxies in this formula, the value of the Hubble parameter ( $H(z)$ ) can be estimated at a particular redshift  $z$ . The added advantage here is that only the relative ages of the galaxies are needed for this measurement. Once we obtain sufficient measurements of  $H(z)$  at different redshifts, one can interpolate (or extrapolate) between these measurements to get  $H(z)$  at any input redshift. Therefore, no underlying cosmological model is used to reconstruct  $H(z)$ . We now discuss the technique used for reconstructing the expansion history at any redshift using these chronometers.

### 5.2 Estimation of $h(z)$ using Gaussian Process Regression

The GPR technique has seen increased usage in Astronomy literature as it has proved to be a useful tool for model-independent analyses (see [55] and references therein). Simply put, the purpose of GPR is to reconstruct a quantity from a data set without the assumption of a parametric model. The popular choices for model-independent analyses are to assume a parameterization, such as different kinds of polynomials, for a function. This choice of parameterization can be arbitrary sometimes and there's no rule written in stone about which choice is better. The advantage of using GPR is that it completely removes the need for



choosing a parametric form for a given function, and can reconstruct the quantity despite this.

The premise for this technique lies in the idea of Gaussian distribution extended to functions. One requirement for this method is that the errors in the data used must be Gaussian. A covariance function is used to connect the points at which the data is available to the other points in space. This covariance function will help in predicting the value at this point from the information available from the data set. The most common choice for the covariance function is the squared exponential function, which is given by

$$k(x, \tilde{x}) = \sigma^2 \exp\left(-\frac{(x - \tilde{x})^2}{2l^2}\right) \quad (5.3)$$

This function is the simplest choice which can serve the purpose for GPR. There are many other alternatives like the Matérn and Cauchy kernels. This covariance function can be written in the form of a matrix, for a set of input points  $\mathbf{X}$  as

$$[\mathbf{K}(\mathbf{X}, \mathbf{X})]_{i,j} = k(x_i, x_j) \quad (5.4)$$

Another requirement for this is the choice for the function  $\mu(x)$ , which is the a priori mean of this quantity. A constant function is a good choice for this. Now this can be used to extrapolate and determine the mean and errors at other points in space.

$$\begin{aligned} \langle \mathbf{f}^* \rangle &= \boldsymbol{\mu}^* + \mathbf{K}(X^*, X)[\mathbf{K}(X, X) + \mathbf{C}]^{-1}(\mathbf{y} - \boldsymbol{\mu}), \\ \text{cov}(\mathbf{f}^*) &= \mathbf{K}(X^*, X^*) - \mathbf{K}(X^*, X)[\mathbf{K}(X, X) + \mathbf{C}]^{-1}\mathbf{K}(X, X^*), \end{aligned} \quad (5.5)$$

where  $\mathbf{X}^*$  represents the points at which we want to predict the values for the quantity  $f(x)$ ,  $\langle \mathbf{f}^* \rangle$  is the mean value predicted for the function  $f(x)$  at  $\mathbf{X}^*$ ,  $\text{cov}(\mathbf{f}^*)$  is the error on these values,  $\mathbf{y}$  is the set of values of  $f(x)$  available from the data, and  $\mathbf{C}$  is the covariance matrix for the data set (for uncorrelated errors, this is simply  $\text{diag}(\sigma_i^2)$ ). The set  $\mathbf{X}$  represents the data set. A much more detailed explanation of GPR can be found in [69]. We implement GPR using the publicly available code `GaPP` in Python [69].

After a successful reconstruction of  $H(z)$  (and  $h(z)$ ) using GPR, we can estimate the value of any function of  $h(z)$  at any redshift along with its  $1\sigma$  error bars. Using this reconstructed  $h(z)$ , the integral in Eq. 4.5, required to compute  $K(z)$  can be computed using any standard numerical integration algorithm. In this work, we use the `quad` function in the `scipy` Python module.

## 6 Analysis and Results

We now discuss the analysis of the stacked spectral lag data. The first step in any model comparison involves parameter estimation. For this purpose, we write down the following likelihood ( $\mathcal{L}$ ) for the given model:

$$\mathcal{L} = \prod_{i=1}^N \frac{1}{\sigma_t \sqrt{2\pi}} \exp\left\{-\frac{[\Delta t_i - f(\Delta E_i, \theta)]^2}{2\sigma_t^2}\right\}, \quad (6.1)$$

where  $\Delta t_i$  denote the spectral lag data corresponding to the energy intervals  $\Delta E_i$ ;  $\sigma_t$  denotes the total uncertainty as discussed in Eq. 4.6;  $f(\Delta E_i, \theta)$  is the hypothesis used to fit the



Parameter	Prior	Minimum	Maximum
$\alpha$	Uniform	-1	1
$\tau$	Uniform	-10	10
$\log_{10}(E_{QG}/\text{GeV})$	Uniform	6	19

**Table 1.** List of priors used for the parameters of the three models (cf Eq. 4.1). Note that  $E_{QG}$  is not used for the null hypothesis of only intrinsic emission.

data (cf. Eq. 4.1); and  $\theta$  is the vector of parameters used to fit each hypothesis. For the null hypothesis,  $\Delta t_{LIV}$  would be equal to 0. The best-fit values for each of the models are obtained by maximizing the posterior  $P(\theta|D, M) \propto P(D|M, \theta)P(\theta)$  [48], where  $P(\theta)$  represents the priors for each of the models. The priors used for each of the three models can be found in Table 1.

Although our main goal is model comparison, we would like to get a sense of how good the best fits for each of the models are. For that, we use  $\chi^2 = -2 \ln \mathcal{L}$ , where  $\mathcal{L}$  is defined in Eq. 6.1. For a good fit,  $\chi^2/\text{DOF} \sim 1$ , where  $\text{DOF}$  is the number of data points minus total number of free parameters. Although this calculation of  $\text{DOF}$  assumes that the model is linear as a function of the free parameters [70], this reduced  $\chi^2$  provides a useful rule of thumb to check if the fit is good. The  $\chi^2/\text{DOF}$  are shown in Table 3. We can see that none of the three models can adequately fit the data since  $\chi^2/\text{DOF} \sim 10$  for all the models. This is in accord with the results in [40], who also found that none of the three models provide a good fit to the spectral lag data for GRB 1606025B. However, [27] had found that all the LIV models provide a good fit to the spectral lag data of GRB 190114C. Therefore, our results show when we stack the spectral lag data from different GRBs, no one model provides a robust description of the time lags.

The corresponding 68% and 90% marginalized credible intervals for all the free parameters can be found in Figs. 1, 2, and 3 for the null hypothesis,  $n = 1$  LIV, and  $n = 2$  LIV models, respectively. Unlike [7, 27, 39], we do not get closed contours for  $E_{QG}$  (with  $E_{QG}$  less than Planck scale) for the linear LIV model. Consequently, we cannot obtain bound  $1\sigma$  marginalized point estimates for  $E_{QG}$  for the linear model. We get closed contours only for the quadratic LIV model, with the marginalized central estimate for  $E_{QG} = 7.17_{-0.055}^{+0.07} \times 10^7$  GeV. The marginalized central estimates for all the other parameters can be found in Table 2.

Therefore, for the linear LIV model, we can only calculate lower limit for  $E_{QG}$ . For this purpose, we use the same method as in [5], which we briefly describe. We calculate the marginal likelihood ( $L_{\text{marg}}$ ) over the nuisance parameters ( $\tau$  and  $\alpha$ ), and obtain the 68% lower limit on  $E_{QG}$  by solving the following equation

$$\frac{\int_{E_{QG}}^{E_{\infty}} L_{\text{marg}}(x) dx}{\int_{E_0}^{E_{\infty}} L_{\text{marg}}(x) dx} = 0.68, \quad (6.2)$$

where similar to [5],  $E_{\infty}$  indicates the maximum value used for fixing the normalization and is chosen to be the Planck scale equal to  $10^{19}$  GeV.  $E_0$  is the lower limit used in calculating the integral is equal to  $10^6$  GeV, which is the lower limit of our prior on  $E_{QG}$  (cf. Table 1). This lower limit on  $E_{QG}$  for the linear LIV model can be found in Table 2.

	<b>Intrinsic</b>	<b>(n=1) LIV</b>	<b>(n=2) LIV</b>
$\alpha$	$0.16 \pm 0.02$	$0.16 \pm 0.02$	$0.16 \pm 0.02$
$\tau$ (sec)	$0.54 \pm 0.1$	$0.52 \pm 0.1$	$0.54 \pm 0.1$
$E_{qg}/\text{GeV}$		$> 1.2 \times 10^{16}$ (68% c.l.)	$7.17^{+0.07}_{-0.055} \times 10^7$

**Table 2.** Best-fit values of the models for the three hypotheses considered. The intrinsic hypothesis is given by Eq. 4.3 and the two LIV models are obtained by plugging  $n = 1, 2$  in the relevant equation in Eq. 4.1. For the linear LIV model, we only report 68% c.l. lower limits on  $E_{QG}$ .

	<b>No LIV</b>	<b>(n=1) LIV</b>	<b>(n=2) LIV</b>
$\chi^2/\text{DOF}$	970/89	969/88	936/88
Bayes Factor	-	0.155	25

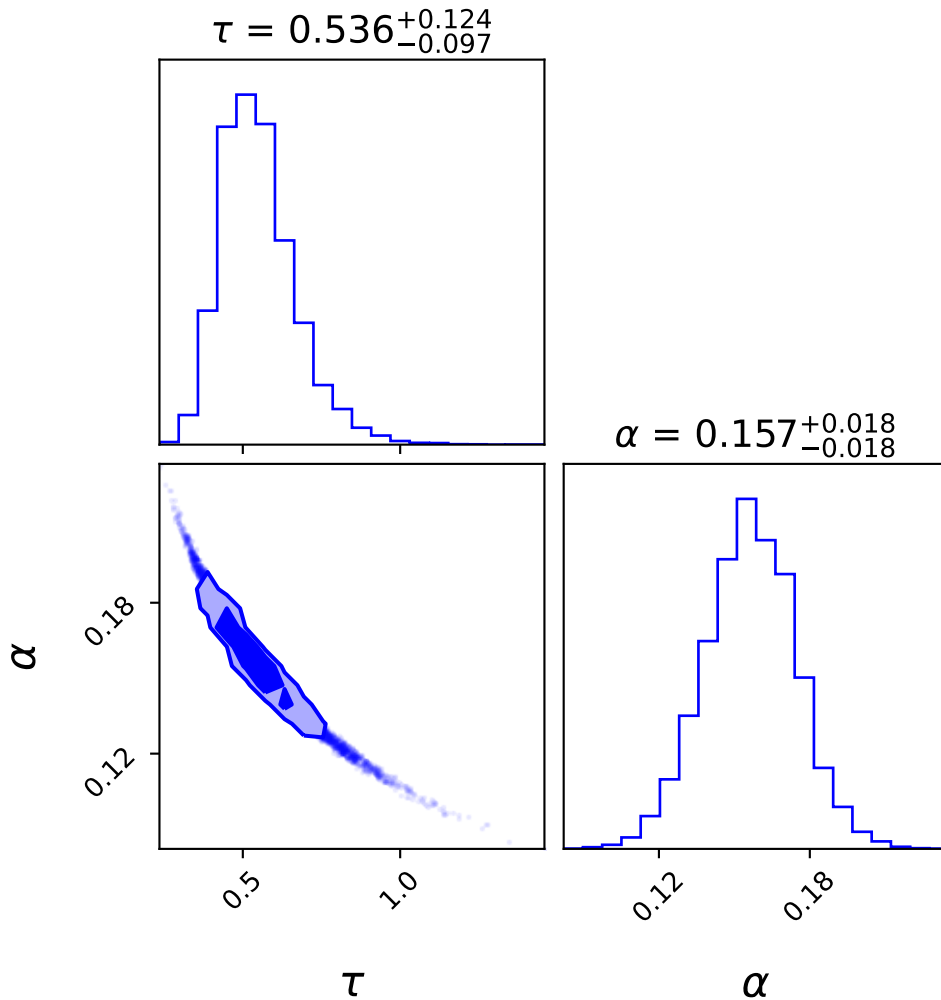
**Table 3.** Bayesian statistical significance of Lorentz invariance violation (LIV) for the two models (linear and quadratic LIV) as compared to the null hypothesis of only intrinsic emission. We also provide the  $\chi^2/\text{DOF}$  for all the three models. We can see that none of the three models provide a good fit to the spectral lag data since  $\chi^2/\text{DOF} \gg 1$ . The Bayes factor show negligible evidence for the linear LIV model and strong evidence for the quadratic LIV model.

To calculate the Bayesian evidence, we again use the same priors described in Table 1. The evidence was computed using the `Dynesty` [71] package in Python, which is based on the Nested sampling algorithm [72, 73]. As discussed in Sec. 2, the Bayes factor is the ratio of the Bayesian Evidence. These Bayes factors are shown in Table 3. We can see that the Bayes factor for the  $n = 1$  is close to one. According to Jeffrey’s scale [48], this corresponds to inconclusive evidence for any of the linear LIV model. For the quadratic LIV model, we get a Bayes factor of about 25. According to the Jeffreys scale, this only corresponds to strong evidence and not decisive evidence. Therefore, we conclude that when we stack the spectral lag data for GRB 160625B, GRB 190114C, and the 35 GRB sample analyzed in [5], Bayesian model comparison does not show decisive evidence for either the linear or quadratic LIV over pure astrophysical emission.

## 7 Conclusions

A large number of works have analyzed the spectral lag data of individual GRBs, to look for an energy dependent speed of light, characteristic of a signature of LIV. The spectral time lags have been modelled as a sum of intrinsic time lags due to astrophysical emission along with an energy dependent speed of light, characteristic of Lorentz violation. These works have found evidence for LIV with varying levels of significance [5, 7, 27, 39, 40]. If these spectral time lags can be self-consistently described by a unified model, which includes LIV, one would expect the significance to be enhanced, when one stacks the spectral lag data from different GRBs.

Therefore, to test this *ansatz*, we stack the spectral lag data from GRB 190114C (19 lags) [27], GRB 1606025B (37 lags) [39] and 35 additional lags from 35 different GRBs (with one lag per GRB) [5]. Therefore, in all we have a total of 91 spectral lag measurements from 37 GRBs. We then analyze the stacked data using the unified model described in Eq. 4.1. The model for the intrinsic astrophysical contribution to the spectral lag is described in Eq. 4.2).

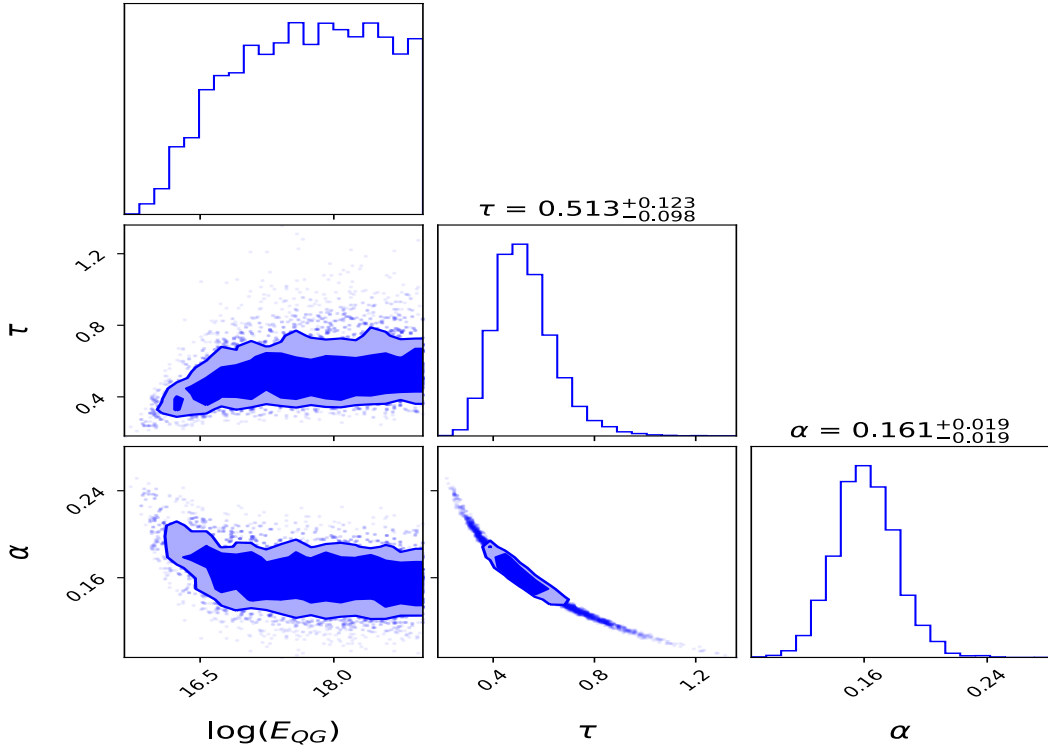


**Figure 1.** The marginalized 68% and 90% credible regions for the parameters of the null hypothesis of only intrinsic astrophysical (cf. Eq. 4.2). The marginalized best-fit estimates for  $\tau$  and  $\alpha$  are shown in the figure.

The contribution due to the energy dependent speed of light can be found in Eq. 4.4. One also needs to model the cosmic expansion history in order to evaluate Eq. 4.4. For this purpose, (similar to [7]), we have reconstructed this is a non-parametric method using GPR with individual  $H(z)$  measurements from cosmic chronometers [55]. We then carry out a Bayesian model comparison to check if the stacked data show evidence for an energy dependent speed of light caused by LIV, over purely intrinsic astrophysical emission. The priors on the the parameters for these models used for regression and model comparison can be found in Table 1.

The marginalized credible intervals for the parameters of the intrinsic only, combined intrinsic and linear LIV model, combined intrinsic and quadratic LIV model can be found in Figs 1, 2, 3, respectively. For the linear LIV model, we do not obtain closed  $1\sigma$  bounds. Therefore, we obtain 68% lower limits on  $E_{QG}$ . This lower limit along with the marginalized estimates for the other parameters in all the three models can be found in Table 2.

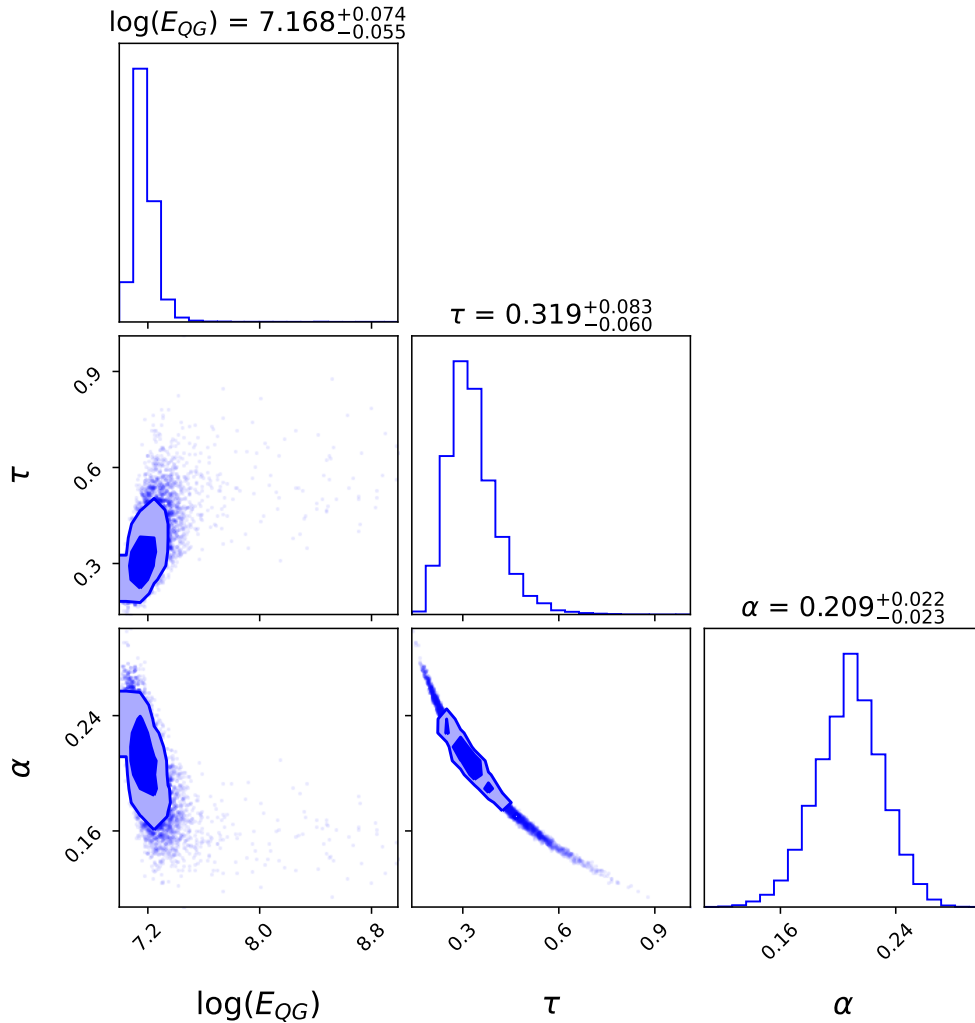
As a sanity check on the viability of each of these models using the stacked data, we



**Figure 2.** The marginalized 68% and 90% credible regions for the linear LIV model, corresponding to  $n = 1$  in Eq. 4.4. We do not get a closed contour for  $E_{QG}$ . Therefore, marginalized central estimates for  $E_{QG}$  cannot be defined. The marginalized best-fit estimates for  $\tau$  and  $\alpha$  can be found in the figure.

calculate the reduced  $\chi^2$  (cf. Table 3). We find that the reduced  $\chi^2$  for all the three models are  $\mathcal{O}(10)$ , indicating that none of the three models can adequately fit the stacked data. This is contrast to the results in [27], who had found that the spectral lag data of GRB 190114C show reduced  $\chi^2$  of around one for all the LIV models.

Our results for Bayesian model comparison between the two LIV models and the null hypothesis (of only intrinsic astrophysical emission) can be found in Table 3. We find that the Bayes factor for the linear LIV model is close to one, indicating that there is no preference for it. The Bayes factor for the quadratic LIV model is about 25, indicating strong evidence for the quadratic model. However, the Bayes factor does not cross 100, needed to claim decisive evidence. Therefore, we find that with the stacked data, the Bayes factor for the LIV models



**Figure 3.** The marginalized 68% and 90% credible regions for the quadratic LIV parameters, corresponding  $n = 2$  defined in Eq. 4.4.

gets degraded compared to the decisive evidence found for GRB 190114C.

Therefore, we conclude that the stacked GRB spectral lag data cannot be uniformly explained with the same intrinsic emission model and an energy-dependent speed of light. It is possible that one needs more complicated GRB-specific model for the intrinsic spectral lag, which depends on additional parameters besides the energy. However, with more GRB data with spectral measurements ranging from KeV to TeV ranges, one could get better statistics with more samples having a spectral turnover, which could enable us to disentangle the astrophysics from possible LIV signatures. This should soon be possible with the advent of CTA, LHAASO, and other gamma-ray observatories

## References

- [1] J. D. Tasson, *What do we know about Lorentz invariance?*, *Reports on Progress in Physics* **77** (2014) 062901 [[1403.7785](#)].

- [2] D. Mattingly, *Modern Tests of Lorentz Invariance*, *Living Reviews in Relativity* **8** (2005) 5 [[gr-qc/0502097](#)].
- [3] G. Amelino-Camelia, *Quantum-Spacetime Phenomenology*, *Living Reviews in Relativity* **16** (2013) 5 [[0806.0339](#)].
- [4] G. Amelino-Camelia, J. Ellis, N. E. Mavromatos, D. V. Nanopoulos and S. Sarkar, *Tests of quantum gravity from observations of  $\gamma$ -ray bursts*, *Nature* **395** (1998) 525.
- [5] J. Ellis, N. E. Mavromatos, D. V. Nanopoulos, A. S. Sakharov and E. K. G. Sarkisyan, *Robust limits on Lorentz violation from gamma-ray bursts*, *Astroparticle Physics* **25** (2006) 402 [[astro-ph/0510172](#)].
- [6] G. Amelino-Camelia, J. Ellis, N. E. Mavromatos, D. V. Nanopoulos and S. Sarkar, *Tests of quantum gravity from observations of  $\gamma$ -ray bursts*, *Nature* **393** (1998) 763 [[astro-ph/9712103](#)].
- [7] Y. Pan, J. Qi, S. Cao, T. Liu, Y. Liu, S. Geng et al., *Model-independent Constraints on Lorentz Invariance Violation: Implication from Updated Gamma-Ray Burst Observations*, *Astrophys. J.* **890** (2020) 169 [[2001.08451](#)].
- [8] P. Kaaret, *Pulsar radiation and quantum gravity*, *Astron. & Astrophys.* **345** (1999) L32 [[astro-ph/9903464](#)].
- [9] MAGIC collaboration, *Constraining Lorentz invariance violation using the Crab Pulsar emission observed up to TeV energies by MAGIC*, *Astrophys. J. Suppl.* **232** (2017) 9 [[1709.00346](#)].
- [10] M. Lorentz, P. Brun and for the H. E. S. S. Collaboration, *Limits on Lorentz invariance violation at the Planck energy scale from H.E.S.S. spectral analysis of the blazar Mrk 501*, *ArXiv e-prints* (2016) [[1606.08600](#)].
- [11] J. Ellis and N. E. Mavromatos, *Probes of Lorentz violation*, *Astroparticle Physics* **43** (2013) 50 [[1111.1178](#)].
- [12] H.E.S.S. collaboration, *The 2014 TeV  $\gamma$ -Ray Flare of Mrk 501 Seen with H.E.S.S.: Temporal and Spectral Constraints on Lorentz Invariance Violation*, *Astrophys. J.* **870** (2019) 93 [[1901.05209](#)].
- [13] A. S. Friedman, D. Leon, K. D. Crowley, D. Johnson, G. Teply, D. Tytler et al., *Constraints on Lorentz invariance and C P T violation using optical photometry and polarimetry of active galaxies BL Lacertae and S5 B 0716 +714*, *Phys. Rev. D.* **99** (2019) 035045 [[1809.08356](#)].
- [14] J. Ellis, N. E. Mavromatos, D. V. Nanopoulos and A. S. Sakharov, *Quantum-gravity analysis of gamma-ray bursts using wavelets*, *Astron. & Astrophys.* **402** (2003) 409 [[astro-ph/0210124](#)].
- [15] A. A. Abdo, M. Ackermann, M. Ajello, K. Asano, W. B. Atwood, M. Axelsson et al., *A limit on the variation of the speed of light arising from quantum gravity effects*, *Nature* **462** (2009) 331 [[0908.1832](#)].
- [16] Z. Chang, X. Li, H.-N. Lin, Y. Sang, P. Wang and S. Wang, *Constraining Lorentz invariance violation from the continuous spectra of short gamma-ray bursts*, *Chinese Physics C* **40** (2016) 045102 [[1506.08495](#)].
- [17] V. Vasileiou, A. Jacholkowska, F. Piron, J. Bolmont, C. Couturier, J. Granot et al., *Constraints on Lorentz invariance violation from Fermi-Large Area Telescope observations of gamma-ray bursts*, *Phys. Rev. D.* **87** (2013) 122001 [[1305.3463](#)].
- [18] V. Vasileiou, J. Granot, T. Piran and G. Amelino-Camelia, *A Planck-scale limit on spacetime fuzziness and stochastic Lorentz invariance violation*, *Nature Physics* **11** (2015) 344.
- [19] S. Zhang and B.-Q. Ma, *Lorentz violation from gamma-ray bursts*, *Astroparticle Physics* **61** (2015) 108 [[1406.4568](#)].

- [20] Y. Liu and B.-Q. Ma, *Light speed variation from gamma ray bursts: criteria for low energy photons*, *European Physical Journal C* **78** (2018) 825 [[1810.00636](#)].
- [21] Y. Pan, Y. Gong, S. Cao, H. Gao and Z.-H. Zhu, *Constraints on the Lorentz Invariance Violation with Gamma-Ray Bursts via a Markov Chain Monte Carlo Approach*, *Astrophys. J.* **808** (2015) 78 [[1505.06563](#)].
- [22] H. Xu and B.-Q. Ma, *Light speed variation from gamma ray burst GRB 160509A*, *Physics Letters B* **760** (2016) 602 [[1607.08043](#)].
- [23] H. Xu and B.-Q. Ma, *Light speed variation from gamma-ray bursts*, *Astroparticle Physics* **82** (2016) 72 [[1607.03203](#)].
- [24] J.-J. Wei and X.-F. Wu, *A Further Test of Lorentz Violation from the Rest-frame Spectral Lags of Gamma-Ray Bursts*, *Astrophys. J.* **851** (2017) 127 [[1711.09185](#)].
- [25] J. Ellis, R. Konoplich, N. E. Mavromatos, L. Nguyen, A. S. Sakharov and E. K. Sarkisyan-Grinbaum, *Robust constraint on Lorentz violation using Fermi-LAT gamma-ray burst data*, *Phys. Rev. D.* **99** (2019) 083009 [[1807.00189](#)].
- [26] J.-J. Wei, *New constraints on Lorentz invariance violation with polarized gamma-ray bursts*, *Mon. Not. R. Astron. Soc.* **485** (2019) 2401 [[1905.03413](#)].
- [27] S.-S. Du, L. Lan, J.-J. Wei, Z.-M. Zhou, H. Gao, L.-Y. Jiang et al., *Lorentz Invariance Violation Limits from the Spectral-lag Transition of GRB 190114C*, *Astrophys. J.* **906** (2021) 8 [[2010.16029](#)].
- [28] MAGIC, ARMENIAN CONSORTIUM: ICRANET-ARMENIA AT NAS RA, A. ALIKHANYAN NATIONAL LABORATORY, FINNISH MAGIC CONSORTIUM: FINNISH CENTRE OF ASTRONOMY WITH ESO collaboration, *Bounds on Lorentz invariance violation from MAGIC observation of GRB 190114C*, *Phys. Rev. Lett.* **125** (2020) 021301 [[2001.09728](#)].
- [29] X.-B. Zou, H.-K. Deng, Z.-Y. Yin and H. Wei, *Model-independent constraints on Lorentz invariance violation via the cosmographic approach*, *Physics Letters B* **776** (2018) 284 [[1707.06367](#)].
- [30] J. Bolmont and C. Perennes, *Probing modified dispersion relations in vacuum with high-energy  $\gamma$ -ray sources: review and prospects*, *J. Phys. Conf. Ser.* **1586** (2020) 012033.
- [31] D. Horns and A. Jacholkowska, *Gamma rays as probes of the Universe*, *Comptes Rendus Physique* **17** (2016) 632 [[1602.06825](#)].
- [32] G. Amelino-Camelia, L. Barcaroli, G. D’Amico, N. Lorent and G. Rosati, *IceCube and GRB neutrinos propagating in quantum spacetime*, *Physics Letters B* **761** (2016) 318 [[1605.00496](#)].
- [33] G. Amelino-Camelia, G. D’Amico, G. Rosati and N. Lorent, *In vacuo dispersion features for gamma-ray-burst neutrinos and photons*, *Nature Astronomy* **1** (2017) 0139 [[1612.02765](#)].
- [34] Y. Huang, H. Li and B.-Q. Ma, *Consistent Lorentz violation features from near-TeV IceCube neutrinos*, *Phys. Rev. D.* **99** (2019) 123018 [[1906.07329](#)].
- [35] Y. Huang and B.-Q. Ma, *Lorentz violation from gamma-ray burst neutrinos*, *Communications Physics* **1** (2018) 62 [[1810.01652](#)].
- [36] K. Wang, S.-Q. Xi, L. Shao, R.-Y. Liu, Z. Li and Z.-K. Zhang, *Limiting superluminal neutrino velocity and Lorentz invariance violation by neutrino emission from the blazar TXS 0506 +056*, *Phys. Rev. D.* **102** (2020) 063027 [[2009.05201](#)].
- [37] J. Ellis, N. E. Mavromatos, A. S. Sakharov and E. K. Sarkisyan-Grinbaum, *Limits on neutrino Lorentz violation from multimessenger observations of TXS 0506+056*, *Physics Letters B* **789** (2019) 352 [[1807.05155](#)].
- [38] J. Ellis, N. E. Mavromatos and D. V. Nanopoulos, *Remarks on graviton propagation in light of GW150914*, *Modern Physics Letters A* **31** (2016) 1675001 [[1602.04764](#)].



- [39] J.-J. Wei, B.-B. Zhang, L. Shao, X.-F. Wu and P. Mészáros, *A New Test of Lorentz Invariance Violation: The Spectral Lag Transition of GRB 160625B*, *Astrophys. J. Lett.* **834** (2017) L13 [[1612.09425](#)].
- [40] S. Ganguly and S. Desai, *Statistical significance of spectral lag transition in GRB 160625B*, *Astroparticle Physics* **94** (2017) 17 [[1706.01202](#)].
- [41] V. A. Kostelecký, *Gravity, Lorentz violation, and the standard model*, *Phys. Rev. D.* **69** (2004) 105009 [[hep-th/0312310](#)].
- [42] P. D. Group, P. Zyla, R. Barnett, J. Beringer, O. Dahl, D. Dwyer et al., *Review of particle physics, Progress of Theoretical and Experimental Physics* **2020** (2020) 083C01.
- [43] A. R. Liddle, *How many cosmological parameters?*, *Mon. Not. R. Astron. Soc.* **351** (2004) L49 [[astro-ph/0401198](#)].
- [44] A. R. Liddle, *Information criteria for astrophysical model selection*, *Mon. Not. R. Astron. Soc.* **377** (2007) L74 [[astro-ph/0701113](#)].
- [45] K. Shi, Y. F. Huang and T. Lu, *A comprehensive comparison of cosmological models from the latest observational data*, *Mon. Not. R. Astron. Soc.* **426** (2012) 2452 [[1207.5875](#)].
- [46] S. Sharma, *Markov Chain Monte Carlo Methods for Bayesian Data Analysis in Astronomy*, *Ann. Rev. Astron. Astrophys.* **55** (2017) 213 [[1706.01629](#)].
- [47] M. Kerscher and J. Weller, *On model selection in cosmology*, *SciPost Physics Lecture Notes* **9** (2019) [[1901.07726](#)].
- [48] R. Trotta, *Bayesian Methods in Cosmology*, *ArXiv e-prints* (2017) [[1701.01467](#)].
- [49] A. Gelman, J. Hwang and A. Vehtari, *Understanding predictive information criteria for bayesian models*, *Statistics and computing* **24** (2014) 997.
- [50] Ž. Ivezić, A. Connolly, J. Vanderplas and A. Gray, *Statistics, Data Mining and Machine Learning in Astronomy*. Princeton University Press, 2014.
- [51] S. Desai and D. W. Liu, *A search for evidence of solar rotation in Super-Kamiokande solar neutrino dataset*, *Astroparticle Physics* **82** (2016) 86 [[1604.06758](#)].
- [52] S. Desai, *Frequentist model comparison tests of sinusoidal variations in measurements of Newton's gravitational constant*, *EPL (Europhysics Letters)* **115** (2016) 20006 [[1607.03845](#)].
- [53] S. Kulkarni and S. Desai, *Classification of gamma-ray burst durations using robust model-comparison techniques*, *Astrophys. and Space Science* **362** (2017) 70 [[1612.08235](#)].
- [54] S. Kulkarni and S. Desai, *Classifying Exoplanets with Gaussian Mixture Model*, *The Open Journal of Astrophysics* **1** (2018) 4 [[1708.00605](#)].
- [55] H. Singirikonda and S. Desai, *Model comparison of  $\Lambda$  CDM vs  $R_h=c t$  using cosmic chronometers*, *European Physical Journal C* **80** (2020) 694 [[2003.00494](#)].
- [56] A. Krishak, A. Dantuluri and S. Desai, *Robust model comparison tests of DAMA/LIBRA annual modulation*, *JCAP* **2020** (2020) 007 [[1906.05726](#)].
- [57] A. Krishak and S. Desai, *An independent assessment of significance of annual modulation in COSINE-100 data*, *Open J. Astrophys.* (2019) [[1907.07199](#)].
- [58] A. Krishak and S. Desai, *An independent search for annual modulation and its significance in ANAIS-112 data*, *Progress of Theoretical and Experimental Physics* **2020** (2020) 093F01 [[1910.05096](#)].
- [59] A. Krishak and S. Desai, *Model comparison tests of modified gravity from the Eöt-Wash experiment*, *JCAP* **2020** (2020) 006 [[2003.10127](#)].

- [60] MAGIC Collaboration, V. A. Acciari, S. Ansoldi, L. A. Antonelli, A. Arbet Engels, D. Baack et al., *Teraelectronvolt emission from the  $\gamma$ -ray burst GRB 190114C*, *Nature* **575** (2019) 455 [2006.07249].
- [61] L. Shao, B.-B. Zhang, F.-R. Wang, X.-F. Wu, Y.-H. Cheng, X. Zhang et al., *A New Measurement of the Spectral Lag of Gamma-Ray Bursts and its Implications for Spectral Evolution Behaviors*, *Astrophys. J.* **844** (2017) 126 [1610.07191].
- [62] J.-J. Wei, X.-F. Wu, B.-B. Zhang, L. Shao, P. Mészáros and V. A. Kostelecký, *Constraining Anisotropic Lorentz Violation via the Spectral-Lag Transition of GRB 160625B*, *ArXiv e-prints* (2017) [1704.05984].
- [63] S.-S. Du, D.-B. Lin, R.-J. Lu, R.-Q. Li, Y.-Y. Gan, J. Ren et al., *Spectral Lag for a Radiating Jet Shell with a High-energy Cutoff Radiation Spectrum*, *Astrophys. J.* **882** (2019) 115 [1907.08806].
- [64] U. Jacob and T. Piran, *Lorentz-violation-induced arrival delays of cosmological particles*, *JCAP* **1** (2008) 031 [0712.2170].
- [65] PLANCK collaboration, *Planck 2018 results. VI. Cosmological parameters*, *Astron. Astrophys.* **641** (2020) A6 [1807.06209].
- [66] B. J. Weiner, C. N. A. Willmer, S. M. Faber, J. Harker, S. A. Kassin, A. C. Phillips et al., *A Survey of Galaxy Kinematics to  $z \sim 1$  in the TKRS/GOODS-N Field. II. Evolution in the Tully-Fisher Relation*, *Astrophys. J.* **653** (2006) 1049 [astro-ph/0609091].
- [67] R. Jimenez and A. Loeb, *Constraining Cosmological Parameters Based on Relative Galaxy Ages*, *Astrophys. J.* **573** (2002) 37 [astro-ph/0106145].
- [68] E.-K. Li, M. Du, Z.-H. Zhou, H. Zhang and L. Xu, *Testing the effect of  $H_0$  on  $f\sigma_8$  tension using a Gaussian process method*, *Mon. Not. R. Astron. Soc.* **501** (2021) 4452 [1911.12076].
- [69] M. Seikel, C. Clarkson and M. Smith, *Reconstruction of dark energy and expansion dynamics using Gaussian processes*, *JCAP* **1206** (2012) 036 [1204.2832].
- [70] R. Andrae, T. Schulze-Hartung and P. Melchior, *Dos and don'ts of reduced chi-squared*, *arXiv e-prints* (2010) arXiv:1012.3754 [1012.3754].
- [71] J. S. Speagle, *dynesty: A Dynamic Nested Sampling Package for Estimating Bayesian Posteriors and Evidences*, *Mon. Not. R. Astron. Soc.* (2020) [1904.02180].
- [72] P. Mukherjee, D. Parkinson and A. R. Liddle, *A Nested Sampling Algorithm for Cosmological Model Selection*, *Astrophys. J. Lett.* **638** (2006) L51 [astro-ph/0508461].
- [73] J. Buchner, *Nested Sampling Methods*, *arXiv e-prints* (2021) arXiv:2101.09675 [2101.09675].