

Correlating Josephson supercurrents and Shiba states in quantum spins unconventionally coupled to superconductors

Felix Küster^{1‡}, Ana M. Montero^{2‡}, Filipe S. M. Guimarães², Sascha Brinker², Samir Lounis^{2,3*}, Stuart S. P. Parkin^{1*}, Paolo Sessi^{1*}

¹Max Planck Institute of Microstructure Physics, Halle 06120, Germany

²Peter Grünberg Institut and Institute for Advanced Simulation, Forschungszentrum Jülich & JARA, Jülich D-52425, Germany

³Faculty of Physics, University of Duisburg-Essen, 47053 Duisburg, Germany

[‡]These authors contributed equally to this work.

* Emails: s.lounis@fz-juelich.de, stuart.parkin@mpi-halle.mpg.de, paolo.sessi@mpi-halle.mpg.de

Local spins coupled to superconductors give rise to several emerging phenomena directly linked to the competition between Cooper pair formation and magnetic exchange. These effects are generally scrutinized using a spectroscopic approach which relies on detecting the in-gap bound modes arising from Cooper pair breaking, the so-called Yu-Shiba-Rusinov (YSR) states. However, the impact of local magnetic impurities on the superconducting order parameter remains largely unexplored. Here, we use scanning Josephson spectroscopy to directly visualize the effect of magnetic perturbations on Cooper pair tunneling between superconducting electrodes at the atomic scale. By increasing the magnetic impurity orbital occupation by adding one electron at a time, we reveal the existence of a direct

correlation between Josephson supercurrent suppression and YSR states. Moreover, in the metallic regime, we detect zero bias anomalies which break the existing framework based on competing Kondo and Cooper pair singlet formation mechanisms. Based on first-principle calculations, these results are rationalized in terms of unconventional spin-excitations induced by the finite magnetic anisotropy energy. Our findings have far reaching implications for phenomena that rely on the interplay between quantum spins and superconductivity.

Introduction

The competition between magnetism and superconductivity is one of the most fascinating, highly debated, and intriguing topics in condensed matter physics. After the formulation of the BCS theory ¹, it became clear that superconductivity in the spin singlet state is destroyed by a magnetic exchange mechanism which tends to align the opposite spins of Cooper pairs in the same direction, thus preventing their formation, i.e. the so-called paramagnetic effect ^{2,3}. Consistently with theoretical expectations, early experimental works using heat-capacity, transport, and tunneling junctions measurements evidenced a reduction of the superconducting transition temperature when magnetic impurities were introduced into the system ⁴⁻⁸. However, by averaging over the entire sample's area, these techniques rely on the assumption of equivalent impurities, inevitably including spurious effects related to sample inhomogeneity or contaminants. Overall, this severely complicated the task of disentangling the role of spin from that of the local environment. This shortcoming has been overcome by the invention of experimental methods capable of capturing the rich physics taken place at the nanoscale by atomic resolution imaging ⁹. In a seminal scanning

tunneling microscopy (STM) work, Eigler and colleagues visualized the effect of single magnetic impurities coupled to an elemental superconductor, demonstrating the presence of an enhanced density of states residing inside the superconducting energy gap¹⁰. By using a classical spin model, these results were explained in terms of magnetic exchange-induced quasi particle resonances, i.e. the so-called Yu-Shiba-Rusinov (YSR) states^{11–13}. In recent years, a tremendous progress has been made in understanding YSR excitations^{14–20}. These efforts were mainly driven by the identification of superconducting-magnetic interfaces as viable routes towards the creation of topological superconductors supporting Majorana modes^{21,22}, which are essential ingredients for topological quantum computation schemes^{23,24}. This progress was made possible by the development of routinely available low-temperature STM-based spectroscopic techniques with an energy resolution well below the meV range which allowed one to precisely identify YSR resonances and directly link them to the single impurity ground state¹⁷.

However, previous studies suffer from two main limitations, namely: the inability to directly access the effect of magnetic perturbations on the superconducting order parameter and the focus on single specific perturbations, an approach that impedes the discovery of well-defined trends and correlations. Here, we overcome these limitations by (i) systematically spanning the 3d orbital occupation adding one electron at a time and (ii) scrutinizing the impact of each impurity in three different spectroscopic regimes: Shiba, Josephson and metallic. Scanning Josephson spectroscopy measurements are used to directly map the effect of magnetic impurities by visualizing the suppression they induce on Cooper pairs tunneling between superconducting electrodes^{25–28}. This allows to discover the existence a direct correlation between Cooper pairs tunneling and Shiba

states, revealing a stronger suppression of the Josephson supercurrent for impurities hosting multiple YSR within the energy gap, an effect directly linked to their higher spin state. In agreement with ab-initio calculations, this correlation is directly linked to the existence of an orbital occupation-dependent oscillatory behaviour, with vanishing magnetic interactions for elements at the opposite extremes of the 3d element series. Moreover, by driving the system in the normal metallic regime, we reveal the emergence of zero-bias anomalies which, in sharp contrast to expectations, become progressively stronger by approaching the quantum phase transition from the Kondo to the free spin regime in the well-known phase diagram of magnetic impurities coupled to superconductors ²⁹. Supported by ab-initio calculations based on density functional theory (DFT), relativistic time-dependent DFT (TD-DFT) ^{30–32} and many-body perturbation theory (MBPT) ^{33,34}, these low-energy spectroscopic features are identified as unconventional spin-excitations emerging from a finite magnetic anisotropy energy.

Overall, our results shed new light on how local spins interact with superconducting condensates. They provide a self-consistent experimental picture allowing the discovery of new effects and the visualization of new trends that always escaped experimental detection so far and with far reaching implications especially within the realm of engineered topological superconductivity.

Results

Experimental lineup. The experimental lineup used to scrutinize the aforementioned aspects is schematically illustrated in Figure 1. Local spins coupled to an electron bath are characterized

by a magnetic exchange term JS with J being the s–d exchange coupling of the localized spin of the impurity S , carried here by d-electrons, and the conduction electrons of the substrate. Its effects are expected to manifest in three distinct ways, schematically illustrated in panels a-c. In the superconducting regime, it represents a scattering potential breaking Cooper pairs and giving rise to in-gap YSR states (a). Additionally, it is expected to directly affect the superconducting order parameter by suppressing the strength of the pairing interaction, resulting in a reduction of the Josephson current flowing between superconducting electrodes (b). Finally, a strong coupling between magnetic impurities and the electron bath can open additional tunneling channels. These result from inelastic spin-excitations induced by the magnetic anisotropy, which opens a gap in the spectra and are experimentally signaled by a step-like increase in the experimentally detected local density of states (LDOS), as sketched in (c) ³⁵. As described in the following, instead of the usual two steps expected at positive bias and negative bias voltage, the inelastic spectra can display an unconventional shape, in accordance to recent predictions ^{33,34}.

Panel d illustrates the portion of the periodic table of the 3d elements investigated in the present study. By scrutinizing the 3d occupation scenario adding one electron at a time, it is possible to analyze the role of orbital-occupation in determining the magnetic impurity-superconductor interaction strength. As superconducting material, we choose niobium single crystals which have been prepared according to the procedure described in Ref. 36. Niobium represents an optimal choice compared to other superconductors such as Pb ^{14,15}, Re ^{37,38}, and Ta ¹⁸ used in previous studies. Indeed, by having the highest transition temperature ($T = 9.2$ K) among all elemental superconductors, it allows to clearly disentangle in-gap states from superconducting gap thermal

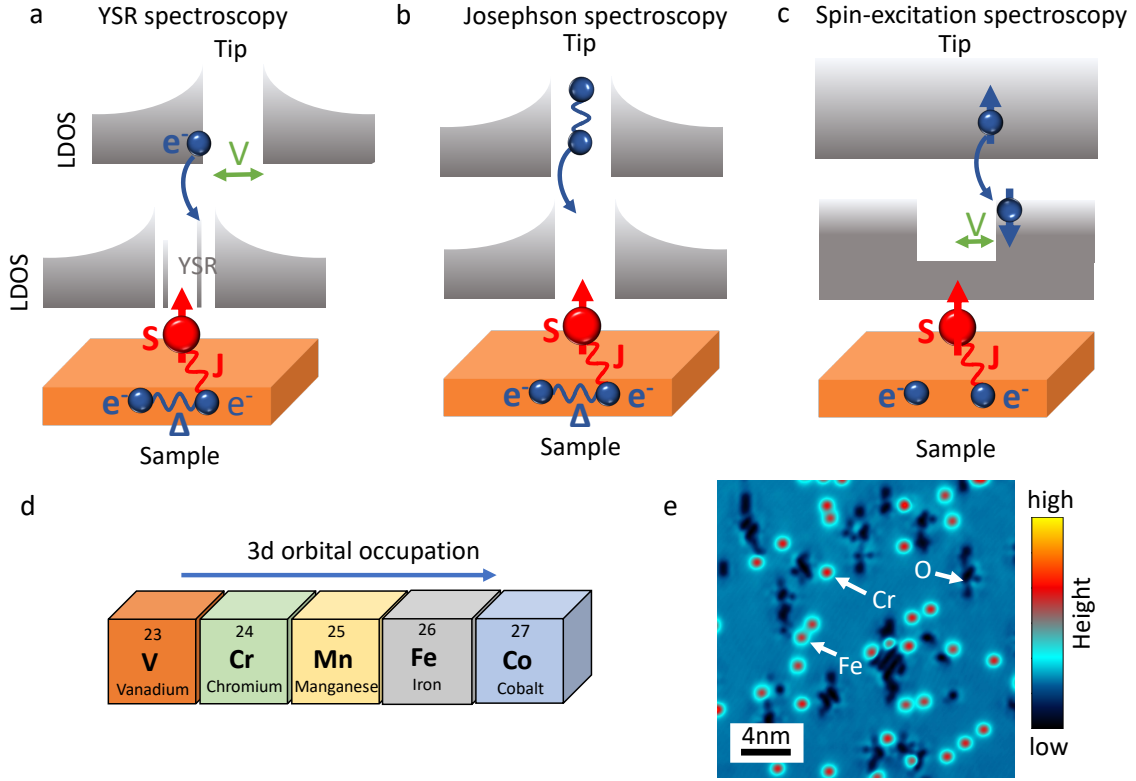


Figure 1: Experimental lineup. Schematic illustration of (a) Yu-Shiba-Rusinov (YSR), (b) Josephson , and (c) spin-excitation spectroscopy. These three different spectroscopic modes can be used to provide a complete spectroscopic characterization of spin-related effects in the superconducting as well as in the metallic regimes. V corresponds to the bias applied across the tunneling junction, J indicates the exchange coupling of the localized spin of the impurity S , while Δ is the superconducting energy gap of electrons e^- condensing into Cooper pairs, (d) 3d elements scrutinized in the present study, (e) topographic image showing Cr and Fe single atoms coupled to the Nb(110) surface. Scanning set-point: $V = -300$ meV, $I = 300$ pA.

broadening effects. Panel e shows a topographic image where different magnetic impurities (Fe and Cr) have been deposited onto the clean Nb(110) surface prepared according to the procedure described in the Methods section and Supplementary Figure 1. The very same approach has been used for all atomic species, i.e. V, Cr, Mn, Fe, and Co (see Supplementary Figure 2 for the determination of the adsorption sites). To investigate their impact onto the superconducting condensate, full spectroscopic maps have been acquired at temperature $T = 1.9$ K using superconducting Nb tips. Compared to conventional metallic tips, their use brings two crucial advantages: (i) they allow to enhance the energy resolution while simultaneously (ii) opening the fascinating possibility to measure the Josephson effect at the atomic scale.

YSR spectroscopy. Figure 2 reports the spectroscopic characterization of the superconducting gap obtained by positioning the tip directly on top of the different magnetic perturbations. As described in the Supplementary Figure 3, the use of superconducting tips shifts the “zero energy” by $\pm\Delta_{\text{tip}}$ with respect to the Fermi level, Δ being the superconducting energy gap. Hence, the single particle coherence peak appears at energies $\pm(\Delta_{\text{tip}} + \Delta_{\text{sample}})$. In the present case, this corresponds to approximately ± 3 meV, with slight variations resulting from tips characterized by different Nb clusters at their apex (see Supplementary Figure 4). An inspection overview of Figure 2 allows us to immediately identify the existence of an oscillatory behaviour which directly correlates with the filling of the 3d orbitals. In particular, V and Co do not show any impact onto the superconducting properties, with scanning tunneling spectroscopy spectra taken by positioning the tip over the adatoms (orange line) perfectly overlapping, within our experimental resolution, the spectra taken over the bare Nb substrate (black dashed line). Despite no difference in the dI/dU curves,

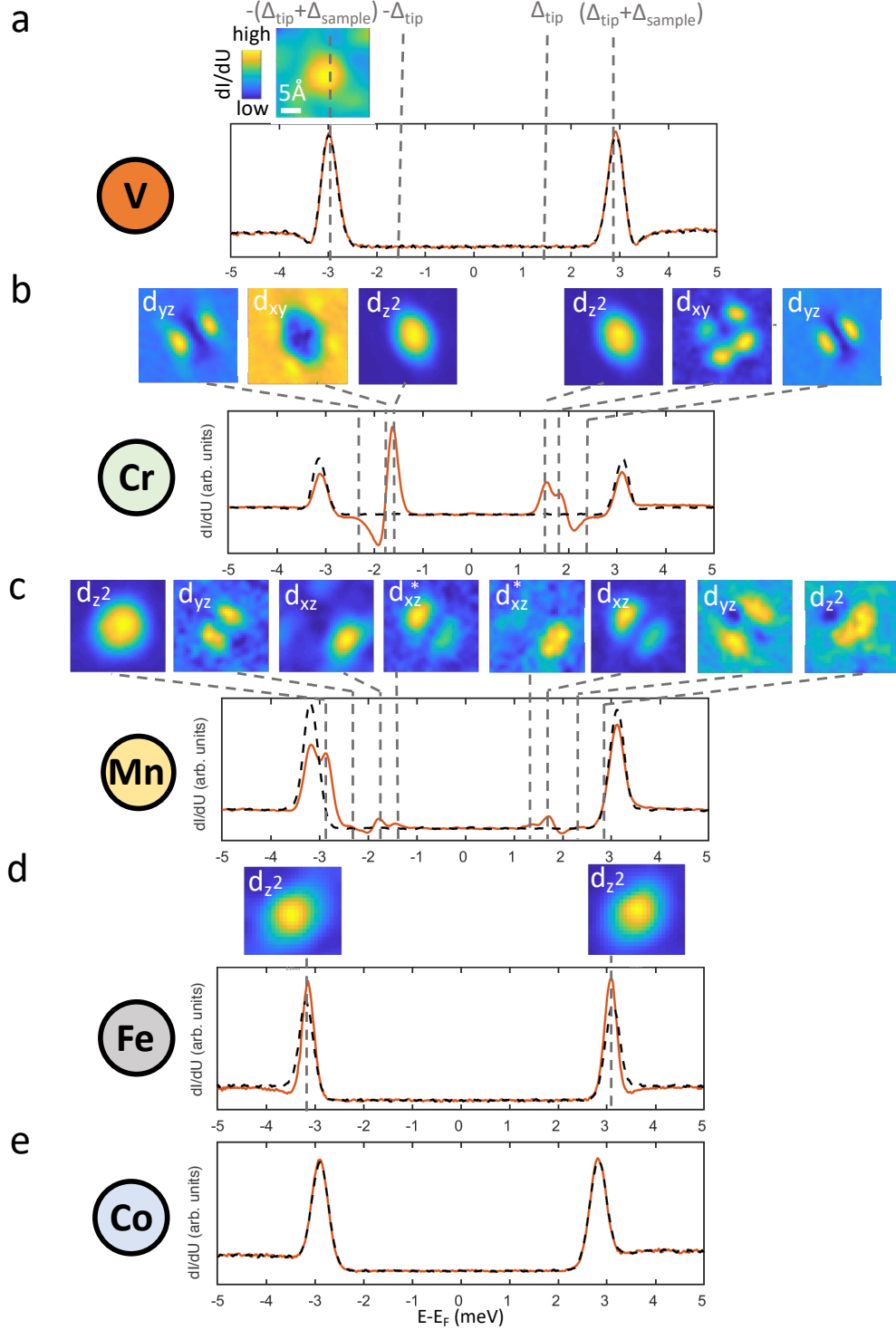


Figure 2: Yu-Shiba-Rusinov (YSR) spectroscopy. (a-e) Scanning tunneling spectroscopy for V, Cr, Mn, Fe, and Co. While no YSR state is detected for V and Co, a rich set of in-gap states emerge for Cr, Mn, and Fe. The insets show the spatial distribution of the YSR states, which reflect their orbital character and allows one to quantify their spatial extension. Stabilization parameters: $V = 5$ meV, $I = 500$ pA.

a very weak d_{z^2} -derived YSR state can be detected for V, which is energetically overlapping with the single particle coherence peak at the edge of superconducting gap. These results suggest a very small and vanishing magnetic moment for both V and Co, respectively which are located at the opposite extremes of the 3d orbital scenario analyzed in the present study. Both elements being characterized by a partially filled 3d shell, this behaviour might appear surprising and it highlights how the hybridization with the substrate can dramatically impact the magnetic properties. Similarly to our finding, Co adatoms can be non-magnetic on Re surface as revealed by a YSR study limited to Mn, Fe and Co impurities ³⁸. As described in the following, the trend unveiled by our experiments is confirmed by ab-initio calculations (see subsection [Ab-initio Simulations](#)).

In contrast, well-defined YSR states emerging within the superconducting gap are visible for Cr, Mn, and Fe. As expected, all YSR states appear in pairs symmetrically located around the Fermi level. Their energy position ϵ within the superconducting gap is generally described considering pure magnetic scattering mechanisms, being determined by the strength of the exchange coupling terms J through the following expression:

$$\epsilon = \pm \Delta \frac{1 - \alpha^2}{1 + \alpha^2}$$

with $\alpha = \pi \rho J S$, S being the impurity's spin, and ρ the sample density of states at the Fermi level in the normal state ²⁰. For each pair, the different intensities between occupied and unoccupied resonances can be used to identify whether the YSR state is in a screened-spin (higher intensity for hole injection, i.e. $E < E_F$) or a free-spin configuration (higher intensity for electron injection, i.e. $E > E_F$) ^{16,20}.

In the case of Fe, a single pair of YSR states is detected. It energetically overlaps with the single particle coherence peaks visible at the edge of the superconducting energy gap. Spatially mapping its intensity allows one to assign it to a d_{z^2} scattering orbital (see colormaps in Figure 2d). Cr and Mn show a more complicated spectrum supporting multiple YSR pairs. As for Fe, a d_{z^2} scattering orbital is clearly visible, which moves towards smaller binding energies by progressively decreasing the atomic number. The additional YSR pairs are located at different energies within the superconducting gap. Their spatial distribution is far from being isotropic, resembling well-defined d level symmetries. These observations prove that the magnetic exchange scattering potentials are strongly orbital-dependent¹⁷. Interestingly, in Figure 2c, the Mn d_{xz} -derived Shiba pair show distinct spectral maps at positive and negative energies, signalling a strong particle-hole asymmetry in the wavefunctions, similarly to d_{z^2} YSR bound states. An additional pair is visible at energies $\pm(\Delta_{\text{tip}} - \epsilon)$. These states correspond to thermal replica of the d_{xz} -derived Shiba pair: they become populated by particles and holes due to their proximity to the Fermi level. This assignment is further confirmed by their shape, which energetically mirrors that of the original states¹⁷.

Interestingly, these results allow to systematically follow the evolution of the d_{z^2} -derived YSR state, visualizing how it progressively moves toward higher binding energies by increasing the $3d$ orbital occupation. Within the generally assumed framework of competing singlet formation mechanism, i.e. Kondo vs. Cooper pairs, this is expected to result in Kondo resonances becoming progressively stronger by moving from Cr to Mn, and, Fe. However, as demonstrated in the following, this is far from being the case (see section Spin excitations and related discussion).

Josephson spectroscopy. Although YSR measurements can be effectively used to infer important information on the magnetic coupling strength, they are characterized by a strong fundamental limitation: they can not visualize the effect of magnetic impurities on the superconducting order parameter. Indeed, the local pairing suppression which is expected to take place in presence of magnetic perturbation can not be directly reflected in the YSR spectra. As illustrated in Figure 2, these show a suppression in the intensity of the coherence peaks at the edge of the superconducting gap, their spectral weight being redistributed to the in-gap bound states, but without any energy shift of their position as compared to the substrate. This distinction between detecting the effects of magnetic impurities on the local density of states and on the superconducting order parameter is well-known and consistent with theoretical expectations ³⁹.

To overcome this limitation, we perform scanning Josephson spectroscopy measurements which allow, by measuring the tunneling between Cooper pairs in superconducting electrodes, to directly extract information on local variation of the superconducting pairing amplitude at the atomic scale. Results for all investigated impurities are summarized in Figure 3, with left panels showing the I - V characteristics and the right ones reporting their respective dI/dU signal. The orange and dashed black lines have been acquired by positioning the tip atop the magnetic impurities and on the bare substrate, respectively. While no difference with respect to the bare Nb substrate is detected for Co, a small reduction of the Josephson current is observed for V. This effect becomes stronger for all other impurities according to the following order: Fe, Mn, and Cr. These results confirm the oscillatory magnetic behavior visualized in Figure 2: the magnetic moment become strongly suppressed at the opposite extreme of the 3d filling, while Fe, Mn, and Cr preserve a sub-

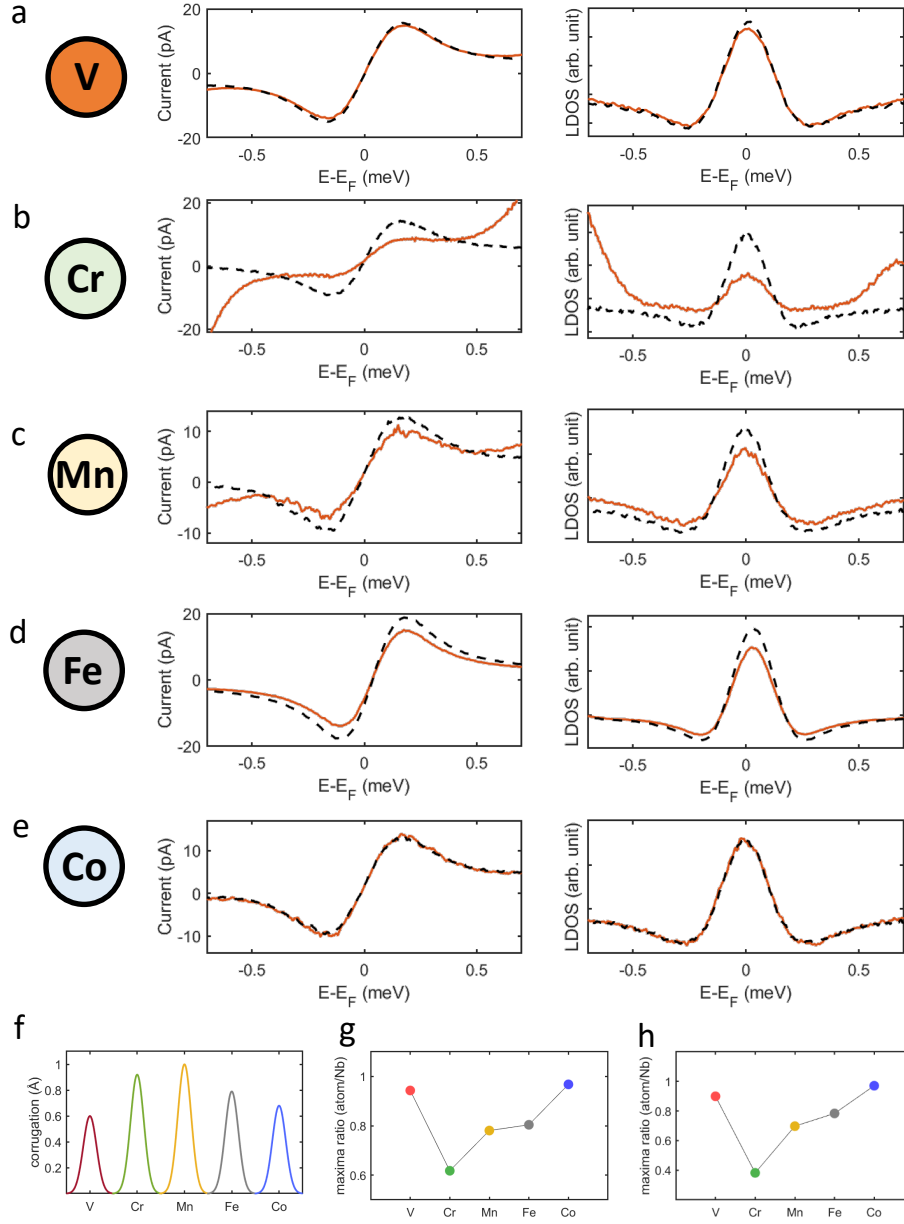


Figure 3: Scanning Josephson spectroscopy. (a-e) $I - V$ characteristics (left panels) and respective dI/dU signals (right panels) for all elements. (f) Apparent heights of the adatoms. (g, h) Reduction induced by the different magnetic perturbations in the maximum Cooper pairs current I_{\max} and intensity of the dI/dU peak, respectively, both showing the same trend. Stabilization parameters: $V = 5$ meV, $I = 15$ nA.

stantial magnetic character. The effect of the different magnetic impurities on the superconducting order parameter can be quantitatively analyzed based on the fact that, both the maximum Cooper pairs current I_{\max} as well as the intensity of the dI/dU peak are proportional to the square of the intrinsic Josephson current I_c ²⁷. A direct comparison among the different adatoms evidences a suppression of the Cooper pairs tunneling, an effect directly linked to the reduction of the superconducting order parameter, which becomes progressively stronger by moving from Fe to Mn and, finally, Cr. In agreement with theoretical expectations, the same trend is consistently found for both I_{\max} (panel g) and the dI/dU peak intensity (panel h) ²⁷. Although different magnetic impurities have a different apparent height, as shown in panel e, we can safely exclude that our observations are related to tip-height artifacts. Indeed, despite having Co an apparent height of approximately 0.7 Å, Josephson currents are not altered when compared to the case when the tip is positioned over the bare substrate. Furthermore, Cr, which shows the strongest perturbation on the superconducting order parameter, has an apparent height which is smaller than Mn. Additional experimental evidence ruling out tip-height effects is provided in the Supplementary Figure 5 where, by using atomic manipulation techniques, we create a Cr dimer. Although being apparently higher than a single Cr adatom, the dimer does not have any impact on the superconducting order parameter, an observation consistent with its antiferromagnetic ground state resulting in a total spin $S=0$. Consequently, our measurements directly fingerprint effects induced by a finite spin onto the superconducting order parameter, suggesting a progressively increasing magnetic moment while moving from Fe to Mn and finally Cr. As discussed in the following, these results follow the same trend of the magnetic moments obtained by our theoretical calculations, and highlight the very

high sensitivity of our measurement protocol.

Ab-initio Simulations. The theoretical interpretation of the trends observed in both YSR and Josephson spectra requires a detailed knowledge of the spin-resolved orbital structure of the adatoms and their coupling to the substrate. This is analyzed in the following on the basis of ab-initio simulations of the 3d series of adatoms deposited on Nb(110) surface (see Supplementary Notes 1–3 for more details). Figure 4a reports the spin-resolved local density of states (LDOS) for V, Cr, Mn, Fe and Co with upper and lower panels corresponding to minority- and majority-spin channels, respectively. The LDOS broadening is a direct consequence of the crystal field, which splits the degeneracy of the different 3d orbitals. A detailed discussion is provided in Supplementary Notes 1–3. Its inspection immediately reveals the appearance of a well-defined trend: a substantial imbalance between majority- and minority-spin resonances is found for Cr, Mn, and Fe, while the difference between majority- and minority-spins is found negligible for V and totally absent for Co. These results follow the usual inverse parabolic behavior across the 3d series, with spin magnetic moments reaching a maximum in the middle followed by a decrease toward the end of the series. In agreement with our experimental observations, only four adatoms remain magnetic, with elements at half filling of the d-states carrying the largest moments (V: $\sim 1.2\mu_B$; Cr: $\sim 3.5\mu_B$; Mn: $\sim 3.6\mu_B$; Fe: $\sim 2.0\mu_B$) while Co is non-magnetic. Note that a non-negligible magnetic moment is induced in the bare Nb substrate at the vicinity of the adatoms, to which it generally couples antiferromagnetically, except for V. This effect modifies the total adatoms–substrate complex spin moments, resulting in V: $\sim 1.4\mu_B$, Cr: $\sim 3.3\mu_B$, Mn: $\sim 3.0\mu_B$, and Fe: $\sim 1.5\mu_B$. These values correlate well with the trend visualized by Josephson–spectroscopy measurements reported

in Figure 2, allowing to establish a direct link between the magnitude of the magnetic moment and the induced suppression of Cooper pairs supercurrents.

The strength of the orbital-average impurity-substrate hybridization, Γ , between adatoms and substrate is rather large for all the adatoms, and it decreases by increasing the 3d orbital occupation, i.e. by moving from left to right across the 3d series (V: 1.11 eV; Cr: 0.98 eV; Mn: 0.88 eV; Fe: 0.72 eV; Co: 0.57 eV). This trend is related to the contraction of the 3d-states of the atoms when increasing their atomic number, which disfavors hybridization with neighboring atoms. While the hybridization strength is paramount for the description of YSR-bound states, it is worth stressing that its effect can be counteracted by the exchange splitting, $2U$, and the energy of orbital m , E_m . A full ab-initio description of the YSR states is currently challenging. Here, we follow a simplified model where the aforementioned quantities encode the magnitude of the orbital- and spin-dependent impurity-substrate s-d interaction \mathcal{I}_m^σ , where $\sigma = \pm$ depending on the spin of conducting electrons. By virtue of the Schrieffer-Wolff transformation⁴⁰, $\mathcal{I}_m^\sigma = (V_m + \sigma J_m S)$, with V_m and J_m corresponding to non-magnetic and magnetic scattering contributions, respectively. The energies of the YSR states can then elegantly be cast into^{13,41}:

$$\frac{\epsilon_m}{\Delta} = \pm \cos(\delta_m^+ - \delta_m^-), \quad (1)$$

where the phase shifts are given by $\tan \delta_m^\sigma = \pi \rho \mathcal{I}_m^\sigma$.

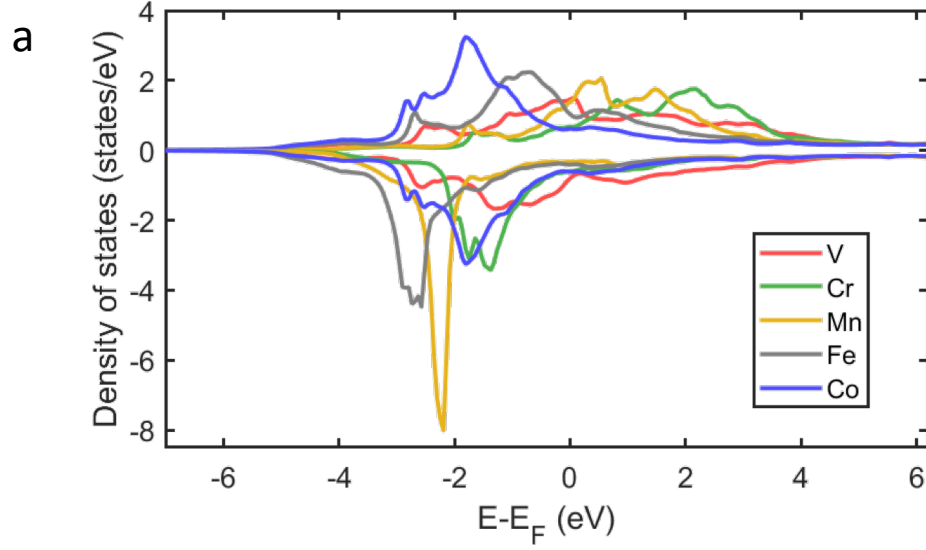
This approach is capable of mapping the scattering phase-shifts and the YSR energies directly from our ab-initio results (see Supplementary Notes 2–3). The complexity of the problem is directly related to the very different energies scales coming at play: the interactions J and V de-

pend on quantities of the eV range, while the energies of the YSR states are of the order of meV and sub-meV. This impedes a perfect one-to-one comparison between all the theoretically calculated and experimentally measured spectra. However, our approach is effectively capable of capturing the observed experimental trends, as discussed in the following. The theoretically predicted energy position for Cr and Mn YSR states are summarized in Figure 4 b.

The Cr d_{z^2} Shiba state is predicted to be located at a lower energy than that of Mn, in agreement with the experimental data (see Supplementary Note 3 for a detailed discussion on the role of non-magnetic and magnetic impurity-substrate interactions in determining the energies of the YSR states). Similarly to what is observed in Fig.2, the d_{yz} state of Cr is theoretically expected at a higher energy than the YSR state of d_{z^2} -symmetry, while for Mn the two states are found around the same energy. The calculated d_{xz} state is located at a lower energy than the d_{z^2} state for both Cr and Mn. While this is confirmed experimentally for the d_{xz} state of Mn, it was not detected for Cr, the corresponding peak being either too weak or difficult to disentangle from the adjacent dominant resonances. Note that all YSR states are characterized by a finite broadening which is related to both the experimental energy resolution and their intrinsic lifetime. This explains why, although ab-initio simulations predict that each of the orbitals of Cr and Mn adatoms carry a spin moment, resulting in five distinct YSR states, not all of them are detectable experimentally, as shown in Ref. 14. Fe and V, on the other hand, are found to have a colossal adatom-substrate interactions, which is favoured by the LDOS resonances located at the Fermi energy. In both cases, because of the very strong interaction for all orbitals, all YSR features are expected to appear at the edge of the SC gap, with the d_{z^2} orbital dominating the scene because of its larger extension into the vacuum,

which facilitates its experimental detection, in agreement with our tunneling spectra.

Spin excitations. The interaction of magnetic impurities with superconducting condensates is generally described within the framework of competing singlet formation mechanisms, i.e. Kondo screening vs. Cooper pairs. This competition is captured within a phase diagram where the magnetic impurities can be either in a Kondo-screened or free-spin state depending on the impurity-superconductor coupling strength. In the strong coupling regime, $k_B T_K \gg \Delta$, with k_B being the Boltzmann constant and T_K the Kondo temperature, while in the weak coupling regime $k_B T_K \ll \Delta$. A quantum phase transition between these two regimes takes place for $k_B T_K \approx \Delta$, i.e. when Kondo screening and the superconducting gap are characterized by similar energies ²⁹. To scrutinize these aspects, a magnetic field has been applied perpendicular to the sample surface in order to quench the superconducting state. Note that all elements are characterized by a well-defined d_{z^2} -state, which allows to precisely map its evolution. This is found to progressively move towards the single particle coherence peak located at the edge of the superconducting gap by increasing the orbital occupation, which should result in a progressively stronger Kondo resonance while moving from Cr to Mn and Fe. However, our measurements clearly reveal that this is far from being the case. As illustrated in Figure 5, our data reveal a strong zero-bias anomaly (ZBA) with a step-like feature for Cr adatom, also observable in the superconducting phase as shown in Supplementary Figure 6. A similar behaviour is observed for Mn and Fe although the signal is much weaker than for Cr (see Supplementary Figure 7 for a direct overlap of Cr, Mn, and Fe spectra) and becomes progressively broader. Finally, V and Co spectra appear totally flat.



b

$ \frac{\epsilon}{\Delta} $	xy	yz	z^2	xz	$x^2 - y^2$
Cr	0.038	0.661	0.236	0.240	0.855
Mn	0.047	0.462	0.343	0.157	0.731

Figure 4: Local density of states and energies of YSR states. (a) Spin-resolved electronic structure for V, Cr, Mn, Fe and Co – upper (lower) panel for minority- (majority-) spin channel. (b) Theoretically obtained table of orbital-dependent energies of YSR states normalized by the superconducting gap.

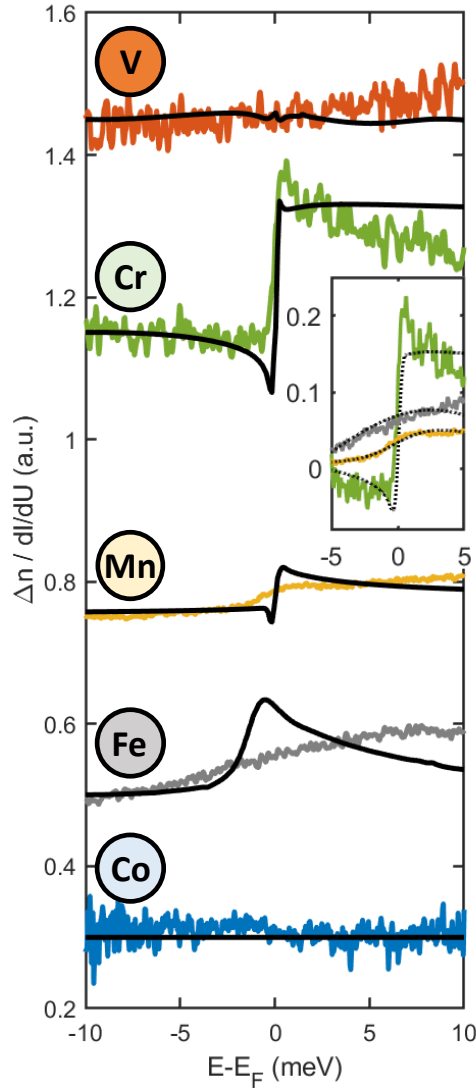


Figure 5: Spin excitation spectroscopy. For all adatoms, the experimentally obtained spectra are reported as solid lines following, for each element, the same color coding scheme used across the manuscript. To exclude spurious effects related to the use of different microtips, all spectra are normalized to the substrate. To drive the system into a metallic state, a magnetic field has been applied perpendicular to the sample surface. All spectra are overlapped with the theoretically calculated spin-excitation spectra (solid black line). The inset shows the theoretical spectra with an artificial Gaussian broadening of 0.20 meV, 1.98 meV and 7.78 meV for Cr, Mn and Fe, respectively (dashed lines). Stabilization parameters: Cr, Fe, Mn: $V = 10$ meV, $I = 500$ pA; V, Co $V = 10$ meV, $I = 1$ nA.

It has recently been predicted that inelastic spin-excitations can also lead to unconventional spectral shapes centered around the Fermi level ³⁴. To verify if this is the case, the experimental data are compared to relativistic first-principles simulations, combining TD-DFT with MBPT (see Method section and Supplementary Notes 4–5), reported as solid black lines in Figure 5. The theoretical inelastic spectra qualitatively reproduce the experimental features (more details on the origin of the step-shapes is provided in the Supplementary Notes 4–5). Cr has a weak MAE leading to small excitation energies. The amount of electron-hole excitations responsible for the damping of the ZBA are therefore weak, which favors the observation of the inelastic features. Electron-hole excitations are proportional to the MAE and to the product of density of states of opposite spin-character at the Fermi energy ^{31,32}. Therefore, although V has a weak MAE, its small exchange splitting leads to a large LDOS at the Fermi energy and a consequent number of electron-hole excitations, heavily decreasing the lifetime of the spin-excitations. The interplay of these two mechanisms, MAE and LDOS, broadens the features obtained for Mn and Fe as well. The experimental ZBA of the latter adatoms seem broader than those calculated, which can be resulting from a slight theoretical underestimation of the spin-excitation energy or of the electron-hole excitation energies as shown in Supplementary Figure 12. Here we account for this underestimation by broadening the theoretical spectra using a Gaussian broadening, which is shown in the inset of Figure 5. For the three shown cases of Cr, Mn, and Fe we used a broadening of 0.20 meV, 1.98 meV and 7.78 meV, respectively, to match the theoretically predicted spectra with the experimental spectra.

Discussion

Overall, our data allow to establish a unified picture of different spin-related phenomena emerging from magnetic impurities coupled to superconductors. By systematically mapping the impact of single magnetic perturbations onto the Josephson effect, we unveil the existence of a direct link between superconducting order parameter suppression and YSR states. This correlation follows a well-defined orbital occupation-dependent trend. Moreover, by comparing YSR and metallic regimes, our data challenge existing theoretical models that explain the interaction between magnetic impurities and superconductors in terms of competing singlet-formation mechanisms, i.e. Kondo vs. Cooper pairs. Indeed, according to this picture, the asymmetry in the YSR intensity can be used to identify whenever the magnetic impurity is in a Kondo-screened ($S = 0$) or a free spin ($S > 0$) state, with the peak intensity being stronger below and above the Fermi level, respectively. Mn and Cr are both characterized by a strong spectral weight below the Fermi level, and they are thus supposed to be in a Kondo-screened ground state ($S = 0$). In particular, we detect zero-bias anomalies which become stronger by progressively approaching the free spin regime, indicating their unlikelihood to be Kondo resonances. Our ab-initio simulations support this analysis reproducing the zero-bias anomalies by considering inelastic spin-excitations. The latter hinges on the magnitude of the magnetic anisotropy energy of the adatoms. Because of the relevance of magnetic-superconducting interactions in different topological qubit concepts, which lay at the foundation of advanced quantum computation architectures, the significance of our findings goes beyond the single-impurity level, evidencing that new and unexpected phases can emerge, subjected to the interplay of orbital-dependent spin-substrate interactions, magnetic

moments and magnetic anisotropy energies. This can only be explored through the systematic use of a rich workbench of spectroscopy techniques for magnet-superconducting interfaces.

Methods

Sample and tip preparation. Nb(110) single crystals (Surface Preparation Laboratory) have been prepared in ultra high vacuum conditions and measured using a Tribus STM head (Scienta Omicron) operated at $T = 1.9$ K. The samples have been flashed hundreds of times at a temperature $T = 2300$ K for 12 s using an home-built electron beam heater. As illustrated in the Supplementary Information, this procedure is necessary to progressively reduce the oxygen contamination, resulting in clean surfaces. The high quality of the surface is further confirmed by scanning tunneling spectroscopy measurements showing, in agreement with theoretical calculations, a sharp peak energetically located at $E = -0.45$ eV below the Fermi level which originates from a surface resonance of d_{z^2} character. Single magnetic adatoms have deposited onto the Nb(110) surface using an electron-beam evaporator while keeping the sample at $T = 10$ K. Superconducting Nb tips have been prepared by indenting electrochemically etched W tips inside the Nb(110) for several nanometers. dI/dU spectra were measured using a lock-in technique, modulating the sample bias with $50 \mu\text{V}$ (r.m.s.) ac bias at a frequency 733 Hz. More experimental details are given in Supplementary Figures 1–7.

Ab-initio. The ground state properties of the adatoms deposited on Nb(110) were calculated in a two-pronged approach based on density functional theory (DFT). First, the Quantum Espresso^{42,43} package was utilized for geometrical optimization of the adatom-substrate complexes. A 4×4 su-

percell is considered with 3 Nb layers and a k -mesh of $2 \times 2 \times 1$ is used. Exchange and correlations effects are treated in the generalized gradient approximation using the PBEsol functional ⁴⁴, and we used ultrasoft pseudopotentials from the pslibrary ⁴⁵ with an energy cutoff of 500Ry. Second, the calculated positions were then used in the simulations based on the the full-electron scalar-relativistic Korringa-Kohn-Rostoker (KKR) Green function including the spin-orbit interaction self-consistently ^{46,47}. KKR permits the embedding of single adatoms in an otherwise perfect substrate. We assume the local spin density approximation (LSDA) ⁴⁸ and obtain the full charge density within the atomic sphere approximation. The angular momentum cutoff of the orbital expansion of the Green function is set to $\ell_{\max} = 3$ and a k -mesh of 600×600 is considered. The trend of the atomic relaxations obtained with Quantum espresso agree with the simulations (Cr: 17%; Mn: 18%; Fe: 29%; Co: 29% of the Nb bulk interlayer distance), except for V where the theory predicts a relaxation of 22%, while from the corrugation shown in Figure 3(f), we expect a possible extra relaxation of 10%.

The energies of the YSR-states of the adatoms are modeled by a realistic tight-binding model with parameters from DFT. The model considers the d orbitals of the adatoms and accounts for the Nb substrate via an effective Hamiltonian construction. Further details can be found in Ref.49 and Supplementary Notes 2.

The spin-excitations were investigated utilizing a framework based on time-dependent density functional theory (TD-DFT) ³⁰⁻³² including spin-orbit interaction. Many-body effects triggered by the presence of spin-excitations are approached via many-body perturbation theory ³³ extended to account for relativistic effects ³⁴. The single-particle Green functions pertaining to

the ground state are employed for the calculation of the the bare Kohn-Sham dynamical magnetic susceptibility, $\underline{\chi}_{\text{KS}}(\omega)$. The latter is renormalized to $\underline{\chi}(\omega)$ via the Dyson-like equation to account for many-body effects

$$\underline{\chi}(\omega) = \underline{\chi}_{\text{KS}}(\omega) + \underline{\chi}_{\text{KS}}(\omega) \underline{\mathcal{K}} \underline{\chi}(\omega) \quad . \quad (2)$$

$\underline{\mathcal{K}}$ represents the exchange-correlation kernel, taken in adiabatic LSDA (such that this quantity is local in space and frequency-independent⁵⁰). A magnetization sum rule permits an accurate evaluation of the energy gap in the spin excitation spectra^{30–32}. The theory was successful to describe spin-excitations measured by STM (see e.g.^{51–53}).

The self-energy describing the interactions of the electrons and the spin-excitations is calculated from a convolution of the Green function, G , and susceptibility, $\underline{\Sigma} \propto \underline{\mathcal{K}} \underline{\chi} G \underline{\mathcal{K}}$ in Refs.^{33,34,54,55}. The impact of spin-orbit coupling is incorporated as described in Ref.³⁴. The self-energy is then used to renormalize the electronic structure to account for the presence of spin-excitations by solving the Dyson equation $g = G + G \underline{\Sigma} g$.

The theoretical spectra shown in Figure 5 are local densities of states calculated the vacuum above the adatoms, which on the basis of the Tersoff-Hamann approach⁵⁶ correspond to the differential conductance measured by STM. More details on the simulations are provided in Supplementary Notes 1–5.

Acknowledgments A.M.M. and F.S.M.G. thank Juba Bouaziz for fruitful initial discussions on the methodology related to the description of spin-excitations. S.L. acknowledge discussions with Nicolas Lorenté. A.M.M, F.S.M.G., S.B. and S.L. are supported by the European Research Council (ERC) under the Euro-

pean Union’s Horizon 2020 research and innovation programme (ERC-consolidator grant 681405 — DY-NASORE). We acknowledge the computing time granted by the JARA-HPC Vergabegremium and VSR commission on the supercomputer JURECA at Forschungszentrum Jülich and at the supercomputing centre of RWTH Aachen University.

Authors contributions F.K. performed the STM measurements and analyzed the data. A.M.M. and S.B. performed the ab-initio simulations. S.B. and S.L. conceived the theoretical framework describing the YSR states. A.M.M., F.S.M.G., S.B. and S.L. analysed the theoretical data. S.L. and P.S. wrote the initial version of the manuscript to which all authors contributed. S.L., S.S.P.P. and P.S. supervised the project.

Competing Interests The authors declare no competing interests.

Data and materials availability All data needed to evaluate the conclusions in the paper are present in the paper and/or the supplementary materials. Additional data related to this paper may be requested from the authors. The KKR Green function code that supports the findings of this study is available from the corresponding author on reasonable request.

References

1. Bardeen, J., Cooper, L. N. & Schrieffer, J. R. Microscopic theory of superconductivity. *Phys. Rev.* **106**, 162–164 (1957). URL <https://link.aps.org/doi/10.1103/PhysRev.106.162>.
2. Suhl, H. & Matthias, B. T. Impurity scattering in superconductors. *Phys. Rev.* **114**, 977–988 (1959). URL <https://link.aps.org/doi/10.1103/PhysRev.114.977>.
3. Saint-James, D., Sarma, G. & Thomas, E. J. *Type II superconductivity* (Pergamon Press, Oxford; New York, 1969).
4. Matthias, B. T., Suhl, H. & Corenzwit, E. Spin exchange in superconductors. *Phys. Rev. Lett.* **1**, 92–94 (1958). URL <https://link.aps.org/doi/10.1103/PhysRevLett.1.92>.
5. Matthias, B., Suhl, H. & Corenzwit, E. Further experiments concerning the spin-electron interactions in superconductors. *Journal of Physics and Chemistry of Solids* **13**, 156 – 159 (1960). URL <http://www.sciencedirect.com/science/article/pii/0022369760901372>.
6. Lynton, E., Serin, B. & Zucker, M. The superconductive critical temperature and the electronic specific heat of impure tin. *Journal of Physics and Chemistry of Solids* **3**, 165 – 174 (1957). URL <http://www.sciencedirect.com/science/article/pii/0022369757900215>.

7. Reif, F. & Woolf, M. A. Energy gap in superconductors containing paramagnetic impurities. *Phys. Rev. Lett.* **9**, 315–316 (1962). URL <https://link.aps.org/doi/10.1103/PhysRevLett.9.315>.
8. Woolf, M. A. & Reif, F. Effect of magnetic impurities on the density of states of superconductors. *Phys. Rev.* **137**, A557–A564 (1965). URL <https://link.aps.org/doi/10.1103/PhysRev.137.A557>.
9. Binnig, G., Rohrer, H., Gerber, C. & Weibel, E. 7×7 reconstruction on si(111) resolved in real space. *Phys. Rev. Lett.* **50**, 120–123 (1983). URL <https://link.aps.org/doi/10.1103/PhysRevLett.50.120>.
10. Yazdani, A., Jones, B. A., Lutz, C. P., Crommie, M. F. & Eigler, D. M. Probing the local effects of magnetic impurities on superconductivity. *Science* **275**, 1767–1770 (1997). URL <https://science.sciencemag.org/content/275/5307/1767>. <https://science.sciencemag.org/content/275/5307/1767.full.pdf>.
11. LUH, Y. - bound state in superconductors with paramagnetic impurities. - *Acta Physica Sinica* - **21**, – 75 (1965). URL <http://wulixb.iphy.ac.cn/en/article/id/851>.
12. Shiba, H. Classical Spins in Superconductors. *Progress of Theoretical Physics* **40**, 435–451 (1968). URL <https://doi.org/10.1143/PTP.40.435>. <https://academic.oup.com/ptp/article-pdf/40/3/435/5185550/40-3-435.pdf>.
13. Rusinov, A. I. On the Theory of Gapless Superconductivity in Alloys Containing Paramagnetic Impurities. *JETP* **29**, 1101 (1969). URL <https://doi.org/10.1143/PTP.40>.

435. <https://academic.oup.com/ptp/article-pdf/40/3/435/5185550/40-3-435.pdf>.
14. Ji, S.-H. *et al.* High-resolution scanning tunneling spectroscopy of magnetic impurity induced bound states in the superconducting gap of pb thin films. *Phys. Rev. Lett.* **100**, 226801 (2008). URL <https://link.aps.org/doi/10.1103/PhysRevLett.100.226801>.
15. Ruby, M. *et al.* Tunneling processes into localized subgap states in superconductors. *Phys. Rev. Lett.* **115**, 087001 (2015). URL <https://link.aps.org/doi/10.1103/PhysRevLett.115.087001>.
16. Hatter, N., Heinrich, B. W., Rolf, D. & Franke, K. J. Scaling of yu-shiba-rusinov energies in the weak-coupling kondo regime. *Nature Communications* **8**, 2016 (2017). URL <https://doi.org/10.1038/s41467-017-02277-7>.
17. Choi, D.-J. *et al.* Mapping the orbital structure of impurity bound states in a superconductor. *Nature Communications* **8**, 15175 (2017). URL <https://doi.org/10.1038/ncomms15175>.
18. Cornils, L. *et al.* Spin-resolved spectroscopy of the yu-shiba-rusinov states of individual atoms. *Phys. Rev. Lett.* **119**, 197002 (2017). URL <https://link.aps.org/doi/10.1103/PhysRevLett.119.197002>.
19. Kezilebieke, S., Žitko, R., Dvorak, M., Ojanen, T. & Liljeroth, P. Observation of coexistence of yu-shiba-rusinov states and spin-flip excitations. *Nano Letters* **19**, 4614–4619 (2019).

- URL <https://doi.org/10.1021/acs.nanolett.9b01583>. PMID: 31251066, <https://doi.org/10.1021/acs.nanolett.9b01583>.
20. Heinrich, B. W., Pascual, J. I. & Franke, K. J. Single magnetic adsorbates on s-wave superconductors. *Progress in Surface Science* **93**, 1 – 19 (2018). URL <http://www.sciencedirect.com/science/article/pii/S0079681618300017>.
21. Nadj-Perge, S., Drozdov, I. K., Bernevig, B. A. & Yazdani, A. Proposal for realizing majorana fermions in chains of magnetic atoms on a superconductor. *Phys. Rev. B* **88**, 020407 (2013). URL <https://link.aps.org/doi/10.1103/PhysRevB.88.020407>.
22. Nadj-Perge, S. *et al.* Observation of majorana fermions in ferromagnetic atomic chains on a superconductor. *Science* **346**, 602–607 (2014). URL <https://science.sciencemag.org/content/346/6209/602>. <https://science.sciencemag.org/content/346/6209/602.full.pdf>.
23. Alicea, J. New directions in the pursuit of majorana fermions in solid state systems. *Reports on Progress in Physics* **75**, 076501 (2012). URL <https://doi.org/10.1088%2F0034-4885%2F75%2F7%2F076501>.
24. Beenakker, C. Search for majorana fermions in superconductors. *Annual Review of Condensed Matter Physics* **4**, 113–136 (2013). URL <https://doi.org/10.1146/annurev-conmatphys-030212-184337>. <https://doi.org/10.1146/annurev-conmatphys-030212-184337>.

25. Hamidian, M. H. *et al.* Detection of a cooper-pair density wave in $\text{Bi}_2\text{Sr}_2\text{CaCu}_2\text{O}_{8+x}$. *Nature* **532**, 343–347 (2016). URL <https://doi.org/10.1038/nature17411>.
26. Ast, C. R. *et al.* Sensing the quantum limit in scanning tunnelling spectroscopy. *Nature Communications* **7**, 13009 (2016). URL <https://doi.org/10.1038/ncomms13009>.
27. Randeria, M. T., Feldman, B. E., Drozdov, I. K. & Yazdani, A. Scanning josephson spectroscopy on the atomic scale. *Phys. Rev. B* **93**, 161115 (2016). URL <https://link.aps.org/doi/10.1103/PhysRevB.93.161115>.
28. Cho, D., Bastiaans, K. M., Chatzopoulos, D., Gu, G. D. & Allan, M. P. A strongly inhomogeneous superfluid in an iron-based superconductor. *Nature* **571**, 541–545 (2019). URL <https://doi.org/10.1038/s41586-019-1408-8>.
29. Matsuura, T., Ichinose, S. & Nagaoka, Y. Theory of Kondo Effect in Superconductors. I: Transition Temperature and Upper Critical Field. *Progress of Theoretical Physics* **57**, 713–733 (1977). URL <https://doi.org/10.1143/PTP.57.713>. <https://academic.oup.com/ptp/article-pdf/57/3/713/5466656/57-3-713.pdf>.
30. Lounis, S., Costa, A. T., Muniz, R. B. & Mills, D. L. Dynamical Magnetic Excitations of Nanostructures from First Principles. *Phys. Rev. Lett.* **105**, 187205 (2010).
31. Lounis, S., dos Santos Dias, M. & Schweefinghaus, B. Transverse dynamical magnetic susceptibilities from regular static density functional theory: Evaluation of damping and g shifts of spin excitations. *Phys. Rev. B* **91**, 104420 (2015).

32. dos Santos Dias, M., Schweflinghaus, B., Blügel, S. & Lounis, S. Relativistic dynamical spin excitations of magnetic adatoms. *Phys. Rev. B* **91**, 075405 (2015).
33. Schweflinghaus, B., dos Santos Dias, M., Costa, A. T. & Lounis, S. Renormalization of electron self-energies via their interaction with spin excitations: A first-principles investigation. *Phys. Rev. B* **89**, 235439 (2014).
34. Bouaziz, J., Mendes Guimarães, F. S. & Lounis, S. A new view on the origin of zero-bias anomalies of co atoms atop noble metal surfaces. *Nature Communications* **11**, 6112 (2020). URL <https://doi.org/10.1038/s41467-020-19746-1>.
35. Otte, A. F. *et al.* The role of magnetic anisotropy in the kondo effect. *Nature Physics* **4**, 847–850 (2008). URL <https://doi.org/10.1038/nphys1072>.
36. Odobesko, A. B. *et al.* Preparation and electronic properties of clean superconducting nb(110) surfaces. *Phys. Rev. B* **99**, 115437 (2019). URL <https://link.aps.org/doi/10.1103/PhysRevB.99.115437>.
37. Kim, H. *et al.* Toward tailoring majorana bound states in artificially constructed magnetic atom chains on elemental superconductors. *Science Advances* **4** (2018). URL <https://advances.sciencemag.org/content/4/5/eaar5251>. <https://advances.sciencemag.org/content/4/5/eaar5251.full.pdf>.
38. Schneider, L. *et al.* Magnetism and in-gap states of 3d transition metal atoms on superconducting re. *npj Quantum Materials* **4**, 42 (2019). URL <https://doi.org/10.1038/s41535-019-0179-7>.

39. Flatté, M. E. & Byers, J. M. Local electronic structure of a single magnetic impurity in a superconductor. *Phys. Rev. Lett.* **78**, 3761–3764 (1997). URL <https://link.aps.org/doi/10.1103/PhysRevLett.78.3761>.
40. Schrieffer, J. R. & Wolff, P. A. Relation between the anderson and kondo hamiltonians. *Phys. Rev.* **149**, 491–492 (1966). URL <https://link.aps.org/doi/10.1103/PhysRev.149.491>.
41. Balatsky, A. V., Vekhter, I. & Zhu, J.-X. Impurity-induced states in conventional and unconventional superconductors. *Rev. Mod. Phys.* **78**, 373–433 (2006). URL <https://link.aps.org/doi/10.1103/RevModPhys.78.373>.
42. Giannozzi, P. *et al.* QUANTUM ESPRESSO: A modular and open-source software project for quantum simulations of materials. *Journal of Physics: Condensed Matter* **21**, 395502 (2009).
43. Giannozzi, P. *et al.* Advanced capabilities for materials modelling with quantum ESPRESSO. *J. Phys.: Condens. Matter* **29**, 465901 (2017).
44. Perdew, J. P. *et al.* Restoring the density-gradient expansion for exchange in solids and surfaces. *Phys. Rev. Lett.* **100**, 136406 (2008). URL <https://link.aps.org/doi/10.1103/PhysRevLett.100.136406>.
45. Corso, A. D. Pseudopotentials periodic table: From H to Pu. *Comput. Mater. Sci.* **95**, 337–350 (2014). URL <http://www.sciencedirect.com/science/article/pii/S0927025614005187>.

46. Papanikolaou, N., Zeller, R. & Dederichs, P. H. Conceptual improvements of the KKR method. *Journal of Physics: Condensed Matter* **14**, 2799 (2002).
47. Bauer, D. S. G. Development of a relativistic full-potential first-principles multiple scattering Green function method applied to complex magnetic textures of nanostructures at surfaces. *Dissertation at RWTH Aachen University & Forschungszentrum Jülich* (2013).
48. Vosko, S. H., Wilk, L. & Nusair, M. Accurate spin-dependent electron liquid correlation energies for local spin density calculations: a critical analysis. *Canadian Journal of Physics* **58**, 1200–1211 (1980).
49. Schneider, L. & Brinker, S. & Steinbrecher, M. & Hermenau, J. & Posske, T. & dos Santos Dias, M. & Lounis, S. & Wiesendanger, R. & Wiebe, J. Controlling in-gap end states by linking nonmagnetic atoms and artificially-constructed spin chains on superconductors. *Nature Communications* **11**, 4707 (2020). URL <https://doi.org/10.1038/s41467-020-18540-3>.
50. Gross, E. K. U. & Kohn, W. Local density-functional theory of frequency-dependent linear response. *Phys. Rev. Lett.* **55**, 2850–2852 (1985).
51. Khajetoorians, A. A. & Lounis, S. & Chilian, B. & Costa, A. T. & Zhou, L. & Mills, D. L. & Wiebe, J. & Wiesendanger, R. Itinerant Nature of Atom-Magnetization Excitation by Tunneling Electrons. *Phys. Rev. Lett.* **106**, 037205 (2011).

52. Chilian, B. & Khajetoorians, A. A. & Lounis, S. & Costa, A. T. & Mills, D. L. & Wiebe, J. & Wiesendanger, R. Anomalously large g factor of single atoms adsorbed on a metal substrate. *Phys. Rev. B* **84**, 212401 (2011).
53. Khajetoorians, A. A. & Schlenk, T. & Schweflinghaus, B. & dos Santos Dias, M. & Steinbrecher, M. & Bouhassoune, M. & Lounis, S. & Wiebe, J. & Wiesendanger, R. Spin Excitations of Individual Fe Atoms on Pt(111): Impact of the Site-Dependent Giant Substrate Polarization. *Phys. Rev. Lett.* **111**, 157204 (2013).
54. Schweflinghaus, B. & dos Santos Dias, M. & Lounis, S. Observing spin excitations in $3d$ transition-metal adatoms on Pt(111) with inelastic scanning tunneling spectroscopy: A first-principles perspective. **93**, 035451 (2016).
55. Ibañez-Azpiroz, J. & dos Santos Dias, M. & Schweflinghaus, B. & Blügel, S. & Lounis, S. Tuning Paramagnetic Spin Excitations of Single Adatoms. **119**, 017203 (2017).
56. Tersoff, J. & Hamann, D. R. Theory and Application for the Scanning Tunneling Microscope. *Phys. Rev. Lett.* **50**, 1998–2001 (1983).