

Aperiodic Communication for MPC in Autonomous Cooperative Landing[★]

Dženan Lapandić^{*}, Linnea Persson^{*},
Dimos V. Dimarogonas^{*}, Bo Wahlberg^{*}

^{*} *Division of Decision and Control Systems, School of Electrical Engineering and Computer Science, KTH Royal Institute of Technology, Stockholm, Sweden
(e-mail: lapandic, laperss, dimos, bo@kth.se).*

Abstract: This paper investigates the rendezvous problem for the autonomous cooperative landing of an unmanned aerial vehicle (UAV) on an unmanned surface vehicle (USV). Such heterogeneous agents, with nonlinear dynamics, are dynamically decoupled but share a common cooperative rendezvous task. The underlying control scheme is based on distributed Model Predictive Control (MPC). The main contribution is a rendezvous algorithm with an online update rule of the rendezvous location. The algorithm only requires the agents to exchange information when they can not guarantee to rendezvous. Hence, the exchange of information occurs aperiodically, which reduces the necessary communication between the agents. Furthermore, we prove that the algorithm guarantees recursive feasibility. The simulation results illustrate the effectiveness of the proposed algorithm applied to the problem of autonomous cooperative landing.

Keywords: Autonomous cooperative landing, Nonlinear predictive control, Model predictive and optimization-based control, Distributed nonlinear control, UAVs, Tracking.

1. INTRODUCTION

Coordination and control of multi-agent systems is a vivid research area with applications in robot manipulators control, unmanned surface vehicles (USV), unmanned aerial vehicles (UAV) and space systems, among others. Because multi-agent systems are composed of agents with embedded computing and communication units, a distributed control scheme is the most common control approach to these types of problems.

Search-and-rescue missions are one example of an application that is dependent on distributed and multi-agent control. In such a mission, heterogeneous agents have to perform tasks together or independently while considering the common objective of the mission and assisting other agents if needed. This type of scenario has been tested as a part of the WASP Research Arena on Public Safety, Persson and Wahlberg (2019). The problem of safely landing UAVs on USVs while they are moving at high speeds to ensure agents rendezvous simultaneously has been studied in Persson and Wahlberg (2021). The rendezvous problem is challenging due to several reasons, for example, sudden communication losses or strong disturbances acting on the agents can lead to disastrous consequences. Moreover, even the basic tasks to determine if the rendezvous is possible or not and what strategy to employ when the rendezvous location has to be updated can be complex. An illustration of the motivating problem is depicted in Fig. 1.

[★] This work was supported by the Wallenberg AI, Autonomous Systems and Software Program (WASP) and the Swedish Research Council, Knut and Alice Wallenberg Foundation (KAW).

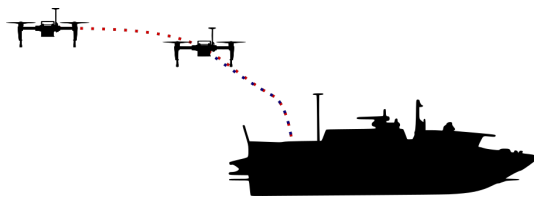


Fig. 1. The motivating application is a scenario where drones must be able to rendezvous and land on a moving boat.

Model Predictive Control (MPC) has often been used in such applications because of its ability to explicitly include advanced system dynamics as well as diverse state and input constraints directly in the computation of the control inputs. A question that has not been directly addressed in previous research is that of efficient communication strategies between the agents. Instead, previous distributed solutions have exchanged all state and trajectory information between the agents at each sample time, Bereza et al. (2020). In this paper, we consider rendezvous control through Distributed MPC (DMPC), where the agents use an aperiodic exchange of information to negotiate and update their rendezvous point. The agents achieve cooperation through the iterative updates of the shared rendezvous point. The exchange of information occurs only when it is necessary to maintain the feasibility of the control action, thus reducing the necessary communication between the agents. The control algorithm is applied to nonlinear heterogeneous agents with state and input constraints, and tested and evaluated in simulation on an example of a UAV landing on a USV.

The main contributions of this paper are outlined as follows:

- We present the distributed rendezvous algorithm that enables the aperiodic communication between the agents based on the deviations from the predicted trajectory, thus eliminating unnecessary communication.
- Moreover, we synthesize the time-varying distributed terminal sets for tracking that depend on the rendezvous point. These terminal sets are the main ingredient in the recursive feasibility proof.
- Finally, we prove that the proposed algorithm guarantees recursive feasibility.

Christofides et al. (2013) gives an overview of several approaches to distributed implementation of model predictive control. Our focus is on dynamically decoupled systems that can be coupled with performance criteria. In Keviczky et al. (2006), the authors assume that each agent knows the system dynamics of all of its neighbors to compute their assumed optimal state trajectories. The stability is established with the requirement that the mismatch from the actual trajectories of the agent's neighbors is small. A similar approach was taken in Dunbar and Murray (2006), in which the stability is imposed by requiring that the calculated trajectories of each agent do not deviate from those calculated in the previous time step. Sequential optimization of the local cost functions can, under some assumptions, guarantee stability and convergence to the common cooperative goal, as shown in Müller et al. (2012). In our approach, we are considering the agents that are unaware of the dynamics of other agents and achieve the cooperative goal by negotiating the rendezvous location.

However, most of the mentioned research assumes a periodical exchange of information between the agents and recalculation of the control inputs at every sampling time instance. The recalculated control inputs usually do not generate much different state trajectories compared to the ones from the previous time steps, especially if the model is very accurate and disturbances acting on the system are small but are critical for feasibility requirements, see, e.g. Chen and Allgöwer (1998). The aperiodic (distributed) MPC can be implemented using the event-triggered or self-triggered strategy Heemels et al. (2012). The triggering conditions can be cost-based, then the optimal control problem is recalculated when the cost is not guaranteed to decrease Hashimoto et al. (2014). Moreover, they can be trajectory-based and recalculated when the trajectories deviated significantly compared to the previous ones and the feasibility of the overall problem might be compromised Hashimoto et al. (2017), Liu et al. (2020). However, the triggering conditions for nonlinear systems are based on the worst-case trajectory prediction that involves Lipschitz continuity assumption and Lipschitz constant, which for the systems with fast and agile dynamics, like quadcopters, can lead to very conservative triggering conditions to maintain feasibility and stability. Therefore, in this paper, we assume that the recalculation of the optimal control problem is conducted at every time step, and investigate how aperiodic negotiation of the rendezvous location can preserve the feasibility.

The paper is organized as follows. First, we state the problem formulation and the distributed optimal control problem in Section 2. Then, we present the rendezvous algorithm in Section 3 and its feasibility in Section 4. Finally, in Section 5, we describe the models and their constraints used to generate the results that are also presented in this section.

Notation: We use $P \succ 0$ to denote that a matrix P is positive definite. The notation $\|x\|$ is used as the Euclidean norm of vector x , and $\|x\|_P$ as a weighted norm of x , where $\|x\|_P = \sqrt{x^T P x}$. We denote the system state trajectories with $x(t)$, nominal state trajectories with $\hat{x}(t)$ and optimal state trajectories with $\hat{x}^*(t)$.

2. PROBLEM FORMULATION

2.1 Dynamics and optimal control problem

We consider M agents with nonlinear dynamics and additive disturbances:

$$\begin{aligned} \dot{x}_i(t) &= f_i(x_i(t), u_i(t)) + w_i(t), \\ y_i(t) &= C_i x_i(t), \end{aligned} \quad (1)$$

for $t \geq t_0$, where for each $i = 1, \dots, M$, the state vector $x_i(t) \in \mathbb{R}^{n_i}$ is measurable, $u_i(t) \in \mathcal{U} \subseteq \mathbb{R}^{m_i}$ is the control input, the output $y_i(t) \in \mathbb{R}^p$ consists of the states we aim to control for the rendezvous, $w_i(t) \in \mathcal{W} \subseteq \mathbb{R}^{n_i}$ is the additive bounded disturbance, and $t_0 \in \mathbb{R}$ is the initial time.

The following standard MPC assumptions as in Chen and Allgöwer (1998) are considered in this paper.

Assumption 1. (i) The function $f_i : \mathbb{R}^{n_i} \times \mathbb{R}^{m_i} \rightarrow \mathbb{R}^{n_i}$ is twice continuously differentiable and $f_i(0, 0) = 0$; (ii) $\mathcal{U} \subseteq \mathbb{R}^{m_i}$ is compact, convex and $0 \in \mathbb{R}^{m_i}$ is contained in \mathcal{U} ; (iii) the system in (1) has a unique solution for any initial condition $x_{i,0} \in \mathbb{R}^{n_i}$, any piecewise continuous and right-continuous control $u_i : [t_0, \infty) \rightarrow \mathcal{U}_i$, and any disturbance $w_i : [t_0, \infty) \rightarrow \mathcal{W}_i$; (iv) for the linearized system around the origin without disturbances, i.e., $\dot{x}_i = A_i x_i(t) + B_i u_i(t)$, where $A_i = \frac{\partial f_i}{\partial x_i}(0, 0)$ and $B_i = \frac{\partial f_i}{\partial u_i}(0, 0)$, the pair (A_i, B_i) is stabilizable; (v) for each agent i and its linearized dynamics around the origin, there exists a matrix K_i such that $A_{k,i} = A_i + B_i K_i$ is a stable Hurwitz matrix.

Remark 2. Note that the requirement $f_i(0, 0) = 0$ is not restricted to the origin, but can be shifted to any equilibrium (\bar{x}_i, \bar{u}_i) , as well as the linearization in (iv).

Let $\hat{x}_i(s; t_k), \hat{y}_i(s; t_k)$ be the nominal state trajectory and output, respectively, calculated at time instant t_k given by

$$\begin{aligned} \dot{\hat{x}}_i(s; t_k) &= f_i(\hat{x}_i(s; t_k), u_i(s; t_k)), \\ \hat{y}_i(s; t_k) &= C_i \hat{x}_i(s; t_k), \end{aligned} \quad (2)$$

for $s \in [t_k, t_k + T]$.

The control objective is to steer the relevant states of every agent y_i to a rendezvous point $\theta \in \mathbb{R}^p$ in finite time. The set of all admissible rendezvous points is denoted with $\Theta \subseteq \mathbb{R}^p$.

Let us define a set $\mathcal{Z}_i(\theta)$ for each agent i and argument $\theta \in \mathbb{R}^p$ with a tuple $(\bar{x}_i, \bar{u}_i, \bar{y}_i)$ such that $\mathcal{Z}_i(\theta) = \{(\bar{x}_i, \bar{u}_i, \bar{y}_i) \in \mathbb{R}^{n_i+m_i+p} : 0 = f_i(\bar{x}_i, \bar{u}_i), \bar{y}_i = C_i \bar{x}_i = \theta\}$

Assumption 3. There exists a non-empty compact and convex set $\Theta \subseteq \mathbb{R}^p$ such that $\forall \theta \in \Theta$, we have $\mathcal{Z}_i(\theta) \neq \emptyset$ for all i .

Considering the motivating application, one can think of the set Θ as an inflated convex set in the plane of the USV landing platform that covers the unoccupied space that UAV and USV can reach.

By this assumption, it is also assumed that there exists an equilibrium for which the output reference θ is attained for each agent. Moreover, such an equilibrium can be explicitly found with a given θ by the following linear mappings $H_{x_i} \in \mathbb{R}^{p \times n_i}$, $H_{u_i} \in \mathbb{R}^{p \times m_i}$

$$\bar{x}_i = H_{x_i} \theta, \quad \bar{u}_i = H_{u_i} \theta. \quad (3)$$

The following assumption is made to ensure that a such rendezvous point is reachable (in a similar manner to *Assumption 2.* in Keviczky and Johansson (2008)):

Assumption 4. The time planning horizon T is long enough to reach at least one θ in the rendezvous set Θ .

We choose the cost function to penalize the deviations of the system trajectories from the desired terminal steady-state $(\bar{x}_i, \bar{u}_i, \bar{y}_i)$:

$$J_i(\hat{x}_i(t_k), u_i(t_k), \bar{x}_i, \bar{u}_i) = \|\hat{x}_i(t_k + T; t_k) - \bar{x}_i\|_{P_i}^2 + \int_{t_k}^{t_k+T} \|\hat{x}_i(s; t_k) - \bar{x}_i\|_{Q_i}^2 + \|u_i(s; t_k) - \bar{u}_i\|_{R_i}^2 ds, \quad (4)$$

where Q_i, R_i, P_i are positive definite weighting matrices, $T > 0$ is the time duration of prediction horizon.

Note that this formulation is a bit different from the standard tracking MPC formulations (see e.g. Limón et al. (2008)), because of Assumption 3 that such a tuple $(\bar{x}_i, \bar{u}_i, \bar{y}_i)$ exists and is attainable.

Before we formulate the distributed optimal control problem we will present a Lemma on the local invariant terminal sets around a steady-state that is formulated following the ideas of Chen and Allgöwer (1998), Dunbar (2007), Hashimoto et al. (2017).

Lemma 5. For the nominal system (2), if Assumption 1 holds, then there exists a positive constant $\alpha_i \in (0, \bar{\alpha}_i]$, a matrix $P_i = P_i^T > 0$, and a local state feedback control law $\kappa_{f_i}(x_i, \bar{x}_i) = K_i(x_i - \bar{x}_i) \in \mathcal{U}_i$ for a steady-state \bar{x}_i , satisfying

$$\frac{\partial V_{f_i}}{\partial x_i} f_i(x_i - \bar{x}_i, \kappa_{f_i}(x_i, \bar{x}_i)) \leq -\frac{1}{2} \|x_i - \bar{x}_i\|_{Q_i^*}^2$$

for all $x_i \in \mathcal{X}_{f_i}(\bar{x}_i, \alpha_i)$, where $Q_i^* = Q_i + K_i^T R_i K_i$, $V_{f_i}(x_i, \bar{x}_i) = \|x_i - \bar{x}_i\|_{P_i}^2$ and the terminal set

$$\mathcal{X}_{f_i}(\bar{x}_i, \alpha_i) = \{x_i \in \mathbb{R}^{n_i} : V_{f_i}(x_i, \bar{x}_i) \leq \alpha_i^2\}. \quad (5)$$

The proof is omitted for brevity and the main parts can be found in the aforementioned papers.

Now, we can formulate the distributed optimal control problem with respect to our objective.

Problem 6. At time t_k with initial states $x_i(t_k)$, $i = 1, \dots, M$, and given reference $\theta(t_k)$, the distributed optimal control problem is formulated as

$$\min_{u_i(\cdot), \bar{x}_i, \bar{u}_i} J_i(\hat{x}_i(s; t_k), u_i(\cdot), \bar{x}_i, \bar{u}_i) \quad (6a)$$

subject to

$$\dot{\hat{x}}_i(s; t_k) = f_i(\hat{x}_i(s; t_k), u_i(s; t_k)), \quad s \in [t_k, t_k + T], \quad (6b)$$

$$\hat{y}_i(s; t_k) = C_i \hat{x}_i(s; t_k), \quad (6c)$$

$$\hat{x}_i(s; t_k) \in \mathcal{X}_i, \quad (6d)$$

$$u_i(s; t_k) \in \mathcal{U}_i, \quad (6e)$$

$$\bar{x}_i = H_{x_i} \theta(t_k), \quad (6f)$$

$$\bar{u}_i = H_{u_i} \theta(t_k), \quad (6g)$$

$$\hat{x}_i(t_k + T; t_k) \in \mathcal{X}_{f_i}(\bar{x}_i, \alpha_i), \quad (6h)$$

for agents $i = 1, \dots, M$. For the initial time t_0 , $k = 0$, the agents minimize the cost (6a) subject to (6b–h) for a given $T > 0$.

3. RENDEZVOUS ALGORITHM

The distributed optimal control problem stated in (6) depends on $\theta(t_k)$ which is the rendezvous point in the subset of the output space \mathbb{R}^p as stated in *Assumption 3.* Before we present the algorithm, we need to define how $\theta(t_k)$ is going to be initialized and updated.

The rendezvous point $\theta(t_k)$ at $k = 0$ can be initialized as a weighted average of the initial agent positions in the output space

$$\theta(t_0) = \frac{1}{M} \sum_{i=1}^M c_i y_i(t_0), \quad \text{s.t.} \quad \frac{1}{M} \sum_{i=1}^M c_i = 1, c_i \geq 0, \quad (7)$$

where M is the number of agents.

We assume that there exists c_i , $i = 1, \dots, M$ such that $\theta(t_0) \in \Theta$ according to *Assumption 3.* If the agents are operating in an unconstrained and obstacle-free output space, then any c_i will result with $\theta(t_0) \in \Theta$. If this is not the case, then an admissible c_i would need to be determined by another layer of the optimization taking into account output-space constraints of all agents. Moreover, future work will include the conditions such that $\theta(t_k)$ remains in a constrained output space Θ .

Let us denote the output terminal offset term V_o as

$$V_o = V_o(\hat{y}_i, \theta) = V_o(\hat{y}_i(t_k + T; t_k), \theta(t_k)) = \|\hat{y}_i(t_k + T; t_k) - \theta(t_k)\|^2. \quad (8)$$

After the initialization, the agent i updates $\theta(t_k)$ according to the rule

$$\theta(t_{k+1}) = \begin{cases} \theta(t_k) & V_o \leq \varepsilon \\ \theta(t_k) - \eta v_\theta(t_k) & V_o > \varepsilon \end{cases} \quad (9)$$

where η and ε are tuning parameters and $v_\theta(t_k)$ is defined as:

$$v_\theta(t_k) = \frac{\partial V_o}{\partial \theta(t_k)} \left\| \frac{\partial V_o}{\partial \theta(t_k)} \right\|^{-1}. \quad (10)$$

Parameter η is a step size that must be chosen as a small value, in order to avoid overshooting, and it quantifies the correction of θ in the output space.

Algorithm 1. (Event-triggered DMPC Rendezvous)

- (1) Initialization: Set prediction horizon T ; sampling period δ ; weighting matrices Q_i, R_i, P_i ; initial state $x_{i,0}$ at time t_0 for each agent $i = 1, \dots, M$; $k = 0$; $c_i, \theta(t_0)$ according to (7) and parameters η and ε ;

- (2) For each agent $i = 1, \dots, M$:
- (a) If new data message received: download $\theta(t_k)$;
 - (b) Solve optimization problem (6); obtain the input \hat{u}_i^* ; generate predicted optimal output trajectories $\hat{y}_i^*(s; t_k)$.
 - (c) Check the rendezvous condition:

$$V_o(\hat{y}_i(t_k + T; t_k), \theta(t_k)) \leq \varepsilon \quad (11)$$
 - (i) If (11) is not satisfied: update $\theta(t_{k+1})$ according to the rule (9); send data message $\{\theta(t_{k+1})\}$ to other agents.
 - (d) Check the stopping condition:

$$\|y_i(t_k) - \theta(t_k)\| \leq \varepsilon \quad (12)$$
 If not satisfied: apply $\hat{u}_i^*(t_k; t_k)$, set $k = k + 1$, go to step (2)
- (3) End

Remark 7. If the rendezvous condition is not satisfied, the only information that is sent from an agent i at time t_k is $\theta(t_k)$, and other agents use that θ as they receive it. Therefore, the algorithm is able to run in parallel and sequentially, see e.g. Richards and How (2007).

4. FEASIBILITY

In order to show feasibility of Problem 6, we will assume the initial feasibility and then show that the problem is recursively feasible.

Assumption 8. Problem 6 is feasible at time t_0 for each agent $i = 1, \dots, M$ with $\theta(t_0)$ initialized as in (7).

The main point in the proof of the rendezvous algorithm is to ensure feasibility on the consecutive steps where the rendezvous reference point $\theta(t_k)$ is updated. The space shift of the terminal set $\mathcal{X}_{f,i}(\bar{x}_i, \alpha_i)$ that occurs due to the reference change $\theta(t_{k+1}) \neq \theta(t_k)$ at some t_k can be quantified using the update rule (9).

Lemma 9. For the nominal system with dynamics in Eq. (2) and reference change from $\bar{x}_i(t_k)$ to $\bar{x}_i(t_{k+1})$, given a local terminal set

$$\mathcal{X}_{f,i}(\bar{x}_i, \alpha_i) = \{x_i \in \mathbb{R}^{n_i} : V_{f,i}(x_i, \bar{x}_i) \leq \alpha_i^2\}$$

it holds that if

$$\hat{x}_i(t_k + T; t_k) \in \mathcal{X}_{f,i}(\bar{x}_i(t_k), \alpha_i(t_k))$$

then

$$\hat{x}_i(t_{k+1} + T; t_{k+1}) \in \mathcal{X}_{f,i}(\bar{x}_i(t_{k+1}), \alpha_i(t_{k+1}))$$

where $\alpha_i(t_{k+1}) = \alpha_i(t_k) + \eta \|H_{x_i} v_\theta(t_k)\|_{P_i}$.

The proof can be found in Appendix A. Now, we can state the recursive feasibility theorem.

Theorem 10. For the agents $i = 1, \dots, M$ with system dynamics given by (1), for which Assumptions 1 and 8 and Lemmas 5 and 9 hold, Problem 6 is feasible at $t_k, k \geq 0$.

The proof can be found in Appendix B. Note that this only guarantees feasibility and does not imply convergence, which will be the focus of future work.

5. SIMULATION SETUP AND RESULTS

In this section we evaluate Algorithm 1 implemented on nonlinear models of a quadcopter and a boat. The goal is to land the quadcopter on a boat landing platform, which

is $1\text{m} \times 1\text{m}$ in size. We denote the quadcopter and the boat model and parameters with the subscripts $i = q$ and $i = b$, respectively.

5.1 Models and constraints

The state vector of quadcopter model x_q is chosen as

$$x_q = [p_x, p_y, p_z, v_x, v_y, v_z, \phi, \theta, \psi]^T,$$

and input u_q as $u_q = [\dot{v}_{z,cmd}, \phi_{cmd}, \theta_{cmd}, \dot{\psi}_{cmd}]^T$.

The position in \mathbb{R}^3 is represented with $y_q = [p_x, p_y, p_z]^T$, and $[\dot{p}_x, \dot{p}_y, \dot{p}_z]^T = [v_x, v_y, v_z]^T$. Thus, matrix $C_q = [I_{3 \times 3}, 0_{3 \times 6}]$.

For the derivation of the quadcopter dynamics the reader is referred to Persson and Wahlberg (2019). The main difference is that the attitude dynamics are approximated by the inner-loop attitude dynamics that are of first order, and for the yaw angular velocity we assume that it can be instantaneously achieved, see e.g. Kamel et al. (2017).

On the quadcopter we imposed several constraints to ensure the proper behaviour:

$$\begin{aligned} \sqrt{v_x^2 + v_y^2 + v_z^2} &\leq 17.0 \text{ m/s}, & |\dot{v}_{z,cmd}| &\leq 2.0 \text{ m/s}, \\ |v_z| &\leq 4.0 \text{ m/s}, & |\phi_{cmd}| &\leq 0.5 \text{ rad}, \\ |\phi| &\leq 0.5 \text{ rad}, & |\theta_{cmd}| &\leq 0.5 \text{ rad}, \\ |\theta| &\leq 0.5 \text{ rad}, & |\dot{\psi}_{cmd}| &\leq \pi/2 \text{ rad/s}. \end{aligned}$$

The constraints in the left column constitute the set \mathcal{X}_q . The first two constraints are related to the maximum velocity and vertical velocity respectively, which we want to limit to prevent fast descent. The latter two are constraints on the roll and pitch angles. The set \mathcal{U}_q is formed of constraints in the right column.

The boat model is chosen as a simple vehicle dynamical model for the purpose of this work. The state vector of boat model x_b is chosen as $x_b = [p_x, p_y, \psi, v_x, v_y, \omega_\psi]^T$, and input $u_b = [\tau_x, \tau_y, \tau_{\omega_\psi}]^T$. The position in \mathbb{R}^3 space is represented with $y_b = [p_x, p_y, 0]^T$. Matrix C_b is given as $C_b = [\text{diag}(1, 1, 0), 0_{3 \times 3}]$.

The boat model set constraints \mathcal{X}_b also has the velocity constraints and constraint on the state ω_ψ , i.e. $\sqrt{v_x^2 + v_y^2} \leq 15.0 \text{ m/s}$ and $|\omega_\psi| \leq 0.5 \text{ rad/s}$. Finally, the input constraints \mathcal{U}_b has constraints on τ_{ω_ψ} , i.e. $|\tau_{\omega_\psi}| \leq 0.5 \text{ rad/s}^2$.

5.2 Results

Algorithm 1 is initialized with the following parameters. The planning horizon is set as $T = 3\text{s}$ and sampling period is $\delta = 0.1\text{s}$ for both agents. The update parameters for $\theta(t_k)$ are $\eta = 0.1$ and $\varepsilon = 0.1$. For the quadcopter we choose the weighting matrices as $Q_q = \text{diag}(30, 30, 6, 1, 1, 1, 1, 1, 1)$, $R_q = I$ and obtain P_q and $\bar{\alpha}_q = 0.2064$ according to Lemma 5. For the boat $Q_b = \text{diag}(5, 5, 1, 1, 1, 1)$, $R_b = I$, $\bar{\alpha}_b = 0.7129$. This choice of the tuning parameters prioritizes the synchronization of the agent's position in the xy -plane such that the quadcopter is above the boat and landing platform before the final descent.

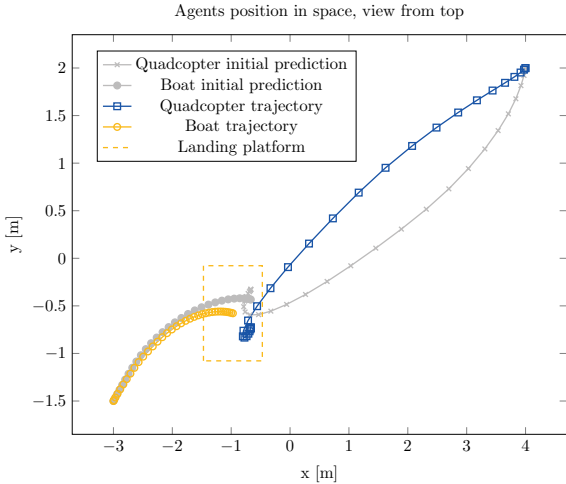


Fig. 2. Nominal case with terminal constraints.

We set the initial states of the quadcopter and boat such that the position in the output space is $y_q = [4, 2, 5]^T$ and $y_b = [-3, -1.5, 0]^T$, respectively. To determine initial $\theta(t_0)$ according to Eq. (7) we choose $w_q = 2/3$ and $w_b = 4/3$. If the initial $\theta(t_0)$ is not changed then the agents will rendezvous at a point $\theta(t_0) = [-0.67, -0.33, 0]^T$ that is twice closer to the boat than to the quadcopter as the boat is slower. This is visible in Fig. 2 for the nominal case with terminal constraints without any disturbances. The difference between the initially predicted and actual trajectories results from the change of $\theta(t_k)$ that occurred for the first four steps and $\theta(t_{final}) = [-0.67, -0.73, 0]^T$. A perspective view of the same setup is shown in Fig. 3.

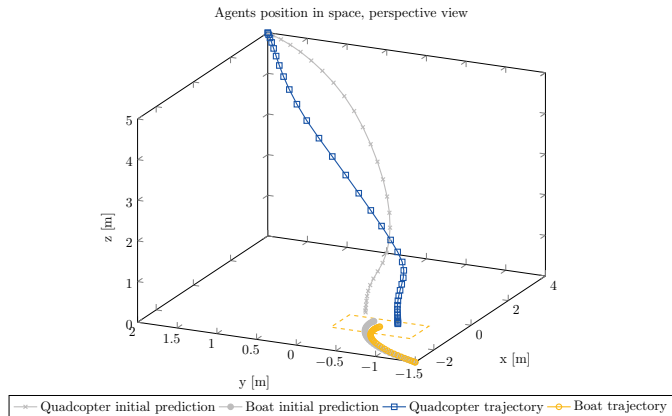


Fig. 3. Perspective view of the setup for nominal case with terminal constraints.

In order to show the performance of the update rule for $\theta(t_k)$ we added a strong wind disturbance in the positive y -axis direction acting from $t_1 = 0.5s$ until $t_2 = 2s$, depicted in Fig. 4. This causes the quadcopter to drift several meters in the direction of the disturbance. However, the feasibility is preserved at all time steps, and because of the imposed terminal constraints the updates of $\theta(t_k)$ are small.

Finally, because we did not experience any feasibility issues, we removed the terminal constraints from Problem 6 to test Algorithm 1 and the update rule. In Fig. 5 we can notice that the boat made adjustments and approached to the quadcopter as a result of the rendezvous point updates

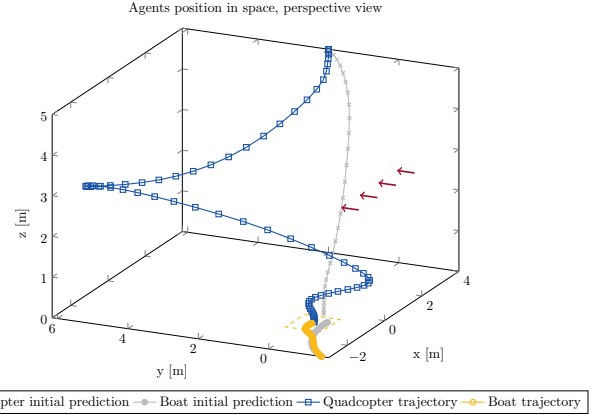


Fig. 4. Strong wind active for $t = [0.5s, 2.0s]$, case with terminal constraints. Arrows show wind direction.

by the quadcopter. The updates of $\theta(t_k)$ are shown in Fig. 6. The bigger changes in $\theta(t_k)$ compared to the case with the terminal constraints are due to the update rule. $V_o(\hat{y}_i(t_k + T; t_k), \theta(t_k))$ is evaluated at the last predicted $\hat{y}_i(t_k + T; t_k)$ output for which the corresponding state $\hat{x}_i(t_k + T; t_k)$ belongs to a very small set $\mathcal{X}_{f,i}(\bar{x}_i, \bar{\alpha}_i)$.

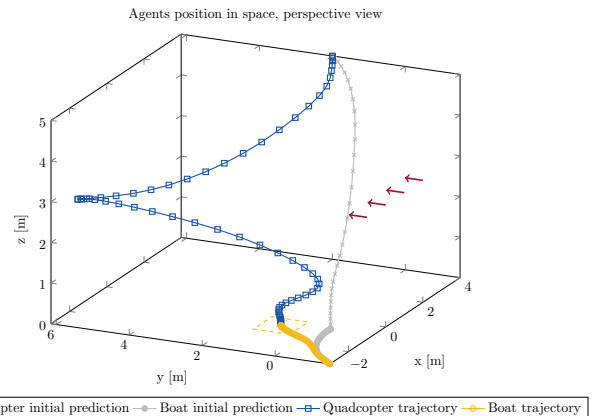


Fig. 5. Strong wind active for $t = [0.5s, 2.0s]$, case without terminal constraints. Arrows show wind direction.

6. CONCLUSION

In this paper, we presented a rendezvous algorithm for the distributed MPC scheme for agents with nonlinear and heterogeneous dynamics. The algorithm is designed for the problem of autonomous cooperative landing of the quadcopter on the autonomous boat. During the landing the agents communicate only when it is necessary to update the rendezvous point and ensure the feasibility of the algorithm. The effectiveness of the proposed algorithm is shown with the simulation of the landing scenarios.

Although we did not experience feasibility issues, in future work, we aim to quantify the upper bound on the disturbance such that the feasibility of the algorithm is preserved. Furthermore, it will be interesting to include the obstacles and constraints in the output space and examine the behaviour of the algorithm on the real systems.

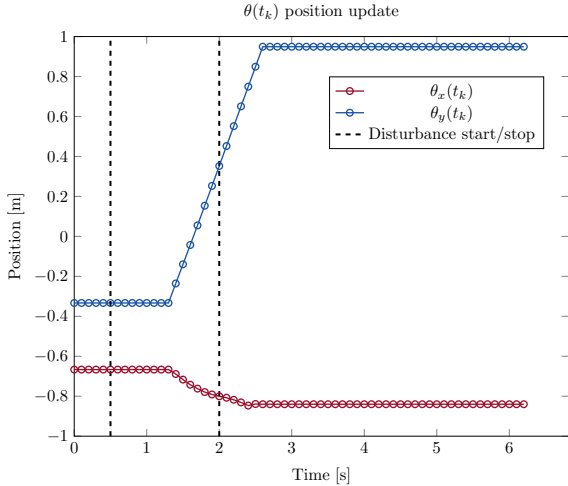


Fig. 6. $\theta(t_k)$ evolution in time for the case without terminal constraints

REFERENCES

- Bereza, R., Persson, L., and Wahlberg, B. (2020). Distributed model predictive control for cooperative landing. In *2020 Proceedings of IFAC World Congress*. IFAC.
- Chen, H. and Allgöwer, F. (1998). A quasi-infinite horizon nonlinear model predictive control scheme with guaranteed stability. *Automatica*, 34(10), 1205–1217.
- Christofides, P.D., Scattolini, R., de la Pena, D.M., and Liu, J. (2013). Distributed model predictive control: A tutorial review and future research directions. *Computers & Chemical Engineering*, 51, 21–41.
- Dunbar, W.B. (2007). Distributed receding horizon control of dynamically coupled nonlinear systems. *IEEE Transactions on Automatic Control*, 52(7), 1249–1263.
- Dunbar, W.B. and Murray, R.M. (2006). Distributed receding horizon control for multi-vehicle formation stabilization. *Automatica*, 42(4), 549–558.
- Hashimoto, K., Adachi, S., and Dimarogonas, D.V. (2014). Distributed aperiodic model predictive control for multi-agent systems. *IET Control Theory & Applications*, 9(1), 10–20.
- Hashimoto, K., Adachi, S., and Dimarogonas, D.V. (2017). Event-triggered intermittent sampling for nonlinear model predictive control. *Automatica*, 81, 148–155.
- Heemels, W., Johansson, K.H., and Tabuada, P. (2012). An introduction to event-triggered and self-triggered control. In *2012 IEEE 51st IEEE Conference on Decision and Control (CDC)*, 3270–3285. IEEE.
- Kamel, M., Burri, M., and Siegwart, R. (2017). Linear vs nonlinear mpc for trajectory tracking applied to rotary wing micro aerial vehicles. *IFAC-PapersOnLine*, 50(1), 3463–3469.
- Keviczky, T., Borrelli, F., and Balas, G.J. (2006). Decentralized receding horizon control for large scale dynamically decoupled systems. *Automatica*, 42(12), 2105–2115.
- Keviczky, T. and Johansson, K.H. (2008). A study on distributed model predictive consensus. *IFAC Proceedings Volumes*, 41(2), 1516–1521.
- Limón, D., Alvarado, I., Alamo, T., and Camacho, E.F. (2008). Mpc for tracking piecewise constant references for constrained linear systems. *Automatica*, 44(9), 2382–

2387.

- Liu, C., Li, H., Shi, Y., and Xu, D. (2020). Distributed event-triggered model predictive control of coupled nonlinear systems. *SIAM Journal on Control and Optimization*, 58(2), 714–734.
- Müller, M.A., Reble, M., and Allgöwer, F. (2012). Cooperative control of dynamically decoupled systems via distributed model predictive control. *International Journal of Robust and Nonlinear Control*, 22(12), 1376–1397.
- Persson, L. and Wahlberg, B. (2019). Model predictive control for autonomous ship landing in a search and rescue scenario. In *AIAA Scitech 2019 Forum*, 1169.
- Persson, L. and Wahlberg, B. (2021). Variable prediction horizon control for cooperative landing on moving target. In *2021 IEEE Aerospace Conference*. IEEE.
- Richards, A. and How, J.P. (2007). Robust distributed model predictive control. *International Journal of control*, 80(9), 1517–1531.

Appendix A. PROOF OF LEMMA 9

Proof. Let us consider the optimal control law $\hat{u}_i^*(s; t_k)$ for interval $s \in [t_k, t_k + T]$ obtained at t_k by solving Problem 6 and a candidate control law

$$\tilde{u}_i(s; t_{k+1}) = \begin{cases} \hat{u}_i^*(s; t_k) & s \in [t_{k+1}, t_k + T] \\ K_i \tilde{x}_i(s; t_k) & s \in [t_k + T, t_{k+1} + T] \end{cases} \quad (\text{A.1})$$

that generates the system trajectory $\tilde{x}_i(s; t_{k+1})$ based on the dynamics in (2). It holds that $\tilde{x}_i(t_k + T; t_{k+1}) \in \mathcal{X}_{f,i}(\tilde{x}_i(t_k), \alpha_i(t_k))$ and, due to the invariance of the terminal set, $\tilde{x}_i(t_{k+1} + T; t_{k+1}) \in \mathcal{X}_{f,i}(\tilde{x}_i(t_k), \alpha_i(t_k))$, i.e.

$$\|\tilde{x}_i(t_{k+1} + T; t_{k+1}) - \tilde{x}_i(t_k)\|_{P_i}^2 \leq \alpha_i^2(t_k). \quad (\text{A.2})$$

Then,

$$\begin{aligned} & \|\tilde{x}_i(t_{k+1} + T; t_{k+1}) - \tilde{x}_i(t_{k+1})\|_{P_i} \\ & \leq \|\tilde{x}_i(t_{k+1} + T; t_{k+1}) - \tilde{x}_i(t_k)\|_{P_i} + \|\tilde{x}_i(t_k) - \tilde{x}_i(t_{k+1})\|_{P_i} \\ & \stackrel{(\text{A.2})}{\leq} \alpha_i(t_k) + \|\tilde{x}_i(t_k) - \tilde{x}_i(t_{k+1})\|_{P_i} \\ & \stackrel{(3)}{=} \alpha_i(t_k) + \|H_{x_i} \theta_i(t_k) - H_{x_i} \theta_i(t_{k+1})\|_{P_i} \\ & \stackrel{(9)}{=} \alpha_i(t_k) + \eta \|H_{x_i} v_\theta(t_k)\|_{P_i} = \alpha_i(t_{k+1}). \end{aligned}$$

Hence, $\tilde{x}_i(t_{k+1} + T; t_{k+1}) \in \mathcal{X}_{f,i}(\tilde{x}_i(t_{k+1}), \alpha_i(t_{k+1}))$.

Appendix B. PROOF OF THEOREM 10

Proof. If the state $x_i(t_{k+1}) \in \mathcal{X}_{f,i} \subseteq \mathcal{X}_i$ then by the invariance of the terminal set stated in Lemma 5, it will remain in that set. Therefore, using the terminal control law $\kappa_{f_i}(x) = K_i x_i \in \mathcal{U}_i$, the cost function in (4) is bounded and all constraints in (6) are satisfied.

Let us consider again the obtained optimal control law $\hat{u}_i^*(s; t_k)$ at t_k for interval $s \in [t_k, t_k + T]$ and a candidate control law according to Eq. (A.1) that generates the system trajectory $\tilde{x}_i(s; t_{k+1})$ based on the dynamics in (2).

Because of feasibility at t_k , the state $\tilde{x}_i(s; t_{k+1}) \in \mathcal{X}_i$ for $s \in [t_{k+1}, t_k + T]$ and $\tilde{x}_i(t_k + T; t_{k+1}) \in \mathcal{X}_{f,i}(\tilde{x}_i(t_k), \alpha_i(t_k))$. Moreover, due to the terminal set properties from Lemma 5, and the result of Lemma 9 the candidate control law will ensure that the terminal state $\tilde{x}_i(t_{k+1} + T; t_{k+1})$ is in the shifted local terminal set $\tilde{x}_i(t_{k+1} + T; t_{k+1}) \in \mathcal{X}_{f,i}(\tilde{x}_i(t_{k+1}), \alpha_i(t_{k+1}))$, which proves recursive feasibility.