

Corrections to the hadron resonance gas from lattice QCD and their effect on fluctuation-ratios at finite density

Rene Bellwied and Claudia Ratti

Department of Physics, University of Houston, Houston, TX 77204, USA

Szabolcs Borsányi and Paolo Parotto

Department of Physics, Wuppertal University, Gausstr. 20, D-42119, Wuppertal, Germany

Zoltán Fodor

Department of Physics, Wuppertal University, Gausstr. 20, D-42119, Wuppertal, Germany

Pennsylvania State University, Department of Physics, State College, PA 16801, USA

Inst. for Theoretical Physics, ELTE Eötvös Loránd University,

Pázmány P. sétány 1/A, H-1117 Budapest, Hungary and

Jülich Supercomputing Centre, Forschungszentrum Jülich, D-52425 Jülich, Germany

Jana N. Guenther

Aix Marseille Univ, Université de Toulon, CNRS, CPT, Marseille, France

Sándor D. Katz, Attila Pásztor,* and Dávid Pesznyák

Inst. for Theoretical Physics, ELTE Eötvös Loránd University,

Pázmány P. sétány 1/A, H-1117 Budapest, Hungary

Kálmán K. Szabó

Department of Physics, Wuppertal University, Gausstr. 20, D-42119, Wuppertal, Germany and

Jülich Supercomputing Centre, Forschungszentrum Jülich, D-52425 Jülich, Germany

(Dated: February 15, 2021)

The hadron resonance gas (HRG) model is often believed to correctly describe the confined phase of QCD. This assumption is the basis of many phenomenological works on QCD thermodynamics and of the analysis of hadron yields in relativistic heavy ion collisions. We use first-principle lattice simulations to calculate corrections to the ideal HRG. Namely, we determine the sub-leading fugacity expansion coefficients of the grand canonical free energy, receiving contributions from processes like kaon-kaon or baryon-baryon scattering. We achieve this goal by performing a two dimensional scan on the imaginary baryon number chemical potential (μ_B) - strangeness chemical potential (μ_S) plane, where the fugacity expansion coefficients become Fourier coefficients. We carry out a continuum limit estimation of these coefficients by performing lattice simulations with temporal extents of $N_\tau = 8, 10, 12$ using the 4stout-improved staggered action. We then use the truncated fugacity expansion to extrapolate ratios of baryon number and strangeness fluctuations and correlations to finite chemical potentials. Evaluating the fugacity expansion along the crossover line, we reproduce the trend seen in the experimental data on net-proton fluctuations by the STAR collaboration.

I. INTRODUCTION

The study of the QCD phase diagram has been a very active area of research for the last few decades. While much is known about the thermodynamics of QCD at zero baryon number chemical potential, such as the temperature of the crossover transition [1–4] and the equation of state [5–8], the properties of the theory at finite baryon densities remain elusive. Effective models predict that the crossover transition turns into a real phase transition at a critical endpoint [9–11]. However, confirmation of this feature is needed from a first principles approach and/or experiment. The main goal of the currently ongoing experimental effort at the second Beam

Energy Scan program at RHIC in 2019-2021 is locating the supposed critical endpoint of QCD.

Direct first principle lattice simulations at finite chemical potential are hampered by the infamous sign problem [12]. Methods to circumvent it include reweighting [13–18], Taylor expansion around zero chemical potential [19–30], and extrapolation from purely imaginary chemical potential [31–46]. The first of these methods has so far proved too expensive to apply on fine lattices. Therefore, no continuum extrapolated results exist with this approach so far. The latter two methods, on the other hand, involve analytic continuation, which is an ill-posed problem, regardless of whether the available data is a number of Taylor coefficients at zero chemical potential or the value of some observable at a number of points at imaginary chemical potential. In such a case, it is important to use physical insight to argue what the functional

* Corresponding author: apasztor@bodri.elte.hu

form of a given observable could be as a function of the chemical potential.

The confined phase of QCD is often assumed to be well described by the ideal hadron resonance gas (HRG) model [47–51]. The HRG model is based on the assumption that a gas of interacting hadrons can be described as a gas of non-interacting hadrons and resonances. The inclusion of the resonances as free particles is an approximate way of taking into account resonant interactions between the stable hadrons [49, 50]. The model describes bulk thermodynamic observables - like the pressure or the energy density - obtained from first principle lattice calculations rather well at zero chemical potential [6, 52–54]. However, when looking at observables probing finite chemical potentials, namely Taylor expansion coefficients in the chemical potentials μ_B, μ_S and μ_Q near zero or in the respective fugacities $e^{\mu_B/T}, e^{\mu_S/T}$ and $e^{\mu_Q/T}$ near 1, some discrepancies start to emerge between the HRG model and lattice calculations. Some of these discrepancies can be traced back to the fact that some fugacity expansion coefficients with baryon number zero and one are underestimated by the HRG model. Though this is not the only possibility, this type of discrepancy can be interpreted within the bounds of the HRG model itself, and has been used to try to infer the existence of as of yet unobserved hadrons [41, 55–57]. The other possibility is that instead of more resonances, a better treatment of resonances is needed, taking into account finite widths and also non-resonant interactions [48–50, 58–60]. Of course, both statements can be true at the same time. For a precise description of the thermodynamics, we most likely need better knowledge of the mass spectrum at higher energies, as well as a more accurate treatment of resonances.

Other discrepancies between the ideal HRG and the lattice are impossible to resolve by supposing the existence of more resonances. These discrepancies can be traced back to the observation that even in the temperature range below the crossover, the HRG fails to describe sub-leading fugacity expansion coefficients.

In principle, the hadron resonance gas can be systematically improved by the S-matrix formulation due to Dashen, Bernstein and Ma [48–50], which allows for the calculation of the fugacity expansion coefficients, if enough information is known about the scattering matrix of the hadrons. Applying the S-matrix formalism can lead to a better description of QCD thermodynamics. Ref. [60] shows that the baryon-electric charge correlation χ_{11}^{BQ} is particularly sensitive to pion-nucleon scattering phase shifts and that the inclusion of these phase shifts into a hadron gas analysis leads to an improved description of the lattice data. This observable is somewhat special though, in that if isospin symmetry is assumed $|S| = 1$ hyperons do not contribute at all to χ_{11}^{BQ} , and therefore it is only pion-nucleon scattering that dominates the non-resonant contributions.

For other observables more scattering data, e.g. information about baryon-baryon scattering would also be

needed. This is especially the case at finite baryon density. Unfortunately, information on these scattering processes is only partially available. While the nucleon-nucleon elastic scattering phase shifts are known experimentally [61–63], the inelastic part of the S-matrix is not known. Even less is known about scattering between hadrons other than nucleons. Hyperon-nucleon and hyperon-hyperon interactions have been studied in chiral effective theory [64, 65]. In the last few years, the analysis of momentum space correlations for hadron pairs measured in pp and p-Pb collisions has also been used to infer properties of hadron-hadron interactions [66–68]. There are also some lattice results available for baryon-baryon scattering [69–71], but not yet with a continuum extrapolation. While these mentioned research directions show a clear effort from the community to learn about scattering between other hadrons, the preliminary nature of these results makes the use of the S-matrix formalism for the fugacity expansion impractical at the moment.

One simple way to nevertheless go beyond the ideal hadron resonance gas is to use some kind of mean field model for the short range repulsion and the long range attraction between the baryons. Such models were compared to lattice results in Refs [42, 72–74]. These works in particular emphasized the importance of the hard core repulsive interactions between hadrons when describing thermodynamics at finite baryon chemical potential. This type of interaction is completely absent in the ideal HRG and leads to a sizable negative contribution to the fugacity expansion coefficients with baryon number two. Such approaches, while interesting, are very far from the first principle approach that the S-matrix formulation could provide, were the necessary S-matrix elements known. In fact, the flavour dependence of excluded volume parameters used in the literature so far have been quite arbitrary, often assuming the same excluded volume for all hadrons. We believe the present calculation of the fugacity expansion coefficients can lead to the construction of more realistic models.

Going beyond equilibrium in the grand canonical ensemble, versions of the hadron resonance gas model have also been used to interpret hadron yields in heavy ion collision experiments. This approach is colloquially referred to as thermal fits as they involve the estimation of the temperature and chemical potential where the yields of hadrons are frozen, the so-called chemical freeze-out conditions. This approach was successful in describing hadron yields [75–80], which is quite remarkable, considering that these yields at a single collision energy span many orders of magnitude. Though an important underlying assumption here is the equilibration of the system produced in heavy ion collisions [81–83], the fact that the fits work also provides some evidence for this assumption. In this context, it has been realized that including the pion-proton phase shifts in the analysis changes the predicted yields as compared to the ideal HRG at LHC energies [84]. Of course, for consistency, one should extend such and S-matrix treatment to strange hadrons as

well. In lack of the necessary scattering data, this extension to strangeness is not straightforward [85]. The inclusion of these corrections is important to precisely test the assumption of a single freeze-out temperature. As a competitor to this assumption, in the context of ideal HRG, it was shown [86] that different freeze-out temperatures for light and strange hadrons, can significantly improve the description of the experimental yields at LHC and the highest RHIC energies.

Since comparisons with the available lattice data suggest that the agreement between full QCD and the ideal hadron resonance gas model gets worse at finite chemical potential, we suspect that non-resonant scattering effects will be even more important at the RHIC Beam Energy Scan and future experiments at lower collision energies, like FAIR and NICA.

In this work we calculate sub-leading fugacity expansion coefficients with first principle lattice simulations. To this end we perform simulations at imaginary chemical potentials, where the fugacity expansion coefficients turn into Fourier coefficients in the imaginary values of the chemical potentials. This correspondence was already exploited in our earlier works. In Ref. [41] we made a detailed analysis of the fugacity expansion coefficients already appearing in the Boltzmann approximation of the ideal HRG, to infer the existence of not yet discovered strange hadrons. In Ref. [42], some of us used the fugacity expansion to emphasize the importance of repulsive baryonic interactions near the crossover region. In Ref. [87] we compared the fugacity expansion with the Taylor expansion in the chemical potentials for cross-correlators of conserved charges. Here we go beyond our earlier works by performing lattice simulations on a 2 dimensional grid in the purely imaginary (μ_B^I, μ_S^I) plane. This allows us for the first time to separate the scattering contributions to QCD thermodynamics by the net strangeness quantum number of the participants. In addition to giving insight on the origin of the discrepancies between full QCD and the ideal HRG model, we believe our results on the fugacity expansion coefficients will also be useful to tune the parameters of the freeze-out models in heavy ion phenomenology.

We also use the truncated fugacity expansion to extrapolate experimentally measured ratios of baryon number and strangeness susceptibilities to finite baryon chemical potentials on the phenomenologically relevant strangeness neutral line. This provides an alternative extrapolation procedure to the standard Taylor method. When we extrapolate on the crossover line at strangeness neutrality, these sub-leading coefficients approximately reproduces the trend seen in the experimental data of the STAR collaboration of net-proton fluctuations [88–90].

The structure of the paper is as follows. In the next section, we introduce the basic notation and observables used in our study. In Sec. III we discuss our lattice setup. In Sec. IV we discuss our fitting procedure for the sectors and we present the fugacity expansion coefficients.

In Sec.V we calculate the fluctuation ratios using the fugacity expansion and extrapolate to small finite density. Finally in Sec. VI we give a brief summary and outlook for future work.

II. QCD IN THE GRAND CANONICAL ENSEMBLE

A. Susceptibilities and the Taylor expansion

There is a conserved charge corresponding to each quark flavor of QCD. Working with three flavors, the grand canonical partition function can be then written in terms of three quark number chemical potentials μ_u, μ_d and μ_s . The generalized susceptibilities are defined to be derivatives of the grand potential (or pressure) with respect to these chemical potentials:

$$\chi_{ijk}^{uds} = \frac{\partial^{i+j+k}(p/T^4)}{(\partial\hat{\mu}_u)^i(\partial\hat{\mu}_d)^j(\partial\hat{\mu}_s)^k}, \quad (1)$$

with the dimensionless chemical potentials $\hat{\mu}_X = \mu_X/T$. For the purpose of hadronic phenomenology it is more convenient to work with the conserved charges B (baryon number), Q (electric charge) and S (strangeness) instead, with chemical potentials μ_B, μ_Q and μ_S , respectively. The basis of μ_u, μ_d, μ_s can be transformed into a basis of μ_B, μ_Q, μ_S with a simple linear transformation, whose coefficients are given by the B, Q and S charges of the individual quarks:

$$\mu_u = \frac{1}{3}\mu_B + \frac{2}{3}\mu_Q, \quad (2)$$

$$\mu_d = \frac{1}{3}\mu_B - \frac{1}{3}\mu_Q, \quad (3)$$

$$\mu_s = \frac{1}{3}\mu_B - \frac{1}{3}\mu_Q - \mu_S. \quad (4)$$

Analogously to the case of the quark number chemical potentials, the susceptibilities are then defined as

$$\chi_{ijk}^{BQS} = \frac{\partial^{i+j+k}(p/T^4)}{\partial\hat{\mu}_B^i\partial\hat{\mu}_Q^j\partial\hat{\mu}_S^k}. \quad (5)$$

It is straightforward to express the susceptibilities defined in Eq. (5) in terms of the coefficients in Eq. (1) [24, 91, 92]. The susceptibilities at $\mu_B = \mu_S = \mu_Q = 0$ are (up to a trivial factorial factor) the Taylor expansion coefficients of the pressure near that point. Due to charge conjugation symmetry, only the even derivatives contribute. In the present study, we always take $\mu_Q = 0$ and only consider derivatives with respect to μ_B and μ_S . The Taylor expansion therefore reads:

$$\frac{p}{T^4} = \sum_{i=0}^{\infty} \sum_{j=0}^{\infty} \frac{1}{i!j!} \chi_{ij}^{BS} \hat{\mu}_B^i \hat{\mu}_S^j, \quad (6)$$

where χ_{00}^{BS} is just the dimensionless pressure at zero chemical potential.

We note that the Taylor expansion is probably the most natural expansion to work within the plasma phase of QCD. As an exhibit of this, the pressure in the Stefan-Boltzmann (or infinite temperature) limit reads:

$$\frac{p}{T^4} = \frac{8\pi^2}{45} + \frac{7\pi^2}{60} N_f + \frac{1}{2} \sum_f \left(\frac{\mu_f^2}{T^2} + \frac{\mu_f^4}{2\pi^2 T^4} \right) \quad (7)$$

In this approximation, all derivatives above 4th order are zero, and therefore the Taylor expansion is rapidly convergent. Calculating corrections to this free gas behavior in resummed perturbation theory leads to a non-zero, but small, value for the sixth-order derivatives [93], leaving the qualitative conclusion of the fast convergence of the Taylor series in the plasma phase unchanged.

B. Fugacity expansion of the free energy

An alternative to the Taylor expansion discussed in the previous subsection is a Laurent expansion in the fugacity parameters $e^{\hat{\mu}_B}$ and $e^{\hat{\mu}_S}$ near 1. Due to charge conjugation symmetry, a combination $e^{m\hat{\mu}_B+n\hat{\mu}_S}$ and its reciprocal have the same expansion coefficients, making the Laurent expansion an expansion in hyperbolic cosines:

$$P(T, \hat{\mu}_B, \hat{\mu}_S) = \sum_{j,k} P_{jk}^{BS}(T) \cosh(j\hat{\mu}_B - k\hat{\mu}_S). \quad (8)$$

The coefficients P_{jk}^{BS} are also called fugacity expansion or sector coefficients, alluding to the fact that they get contributions from the Hilbert subspace corresponding to the fixed values of the conserved charges $B = j$ and $S = k$. In the ideal HRG model, the expansion coefficients $P_{00}^{BS}, P_{01}^{BS}, P_{10}^{BS}, P_{11}^{BS}, P_{12}^{BS}, P_{13}^{BS}$ all get sizable contributions from known hadrons and hadron resonances. In the Boltzmann approximation to the ideal HRG, coefficients like P_{20}^{BS} are zero, while in the full HRG they are non-zero, but very small in magnitude and essentially negligible.

At purely imaginary chemical potentials $\mu_q = i\mu_q^I$, where the sign problem is absent and lattice simulations can be performed, we have a Fourier expansion of the form:

$$P(T, \hat{\mu}_B^I, \hat{\mu}_S^I) = \sum_{j,k} P_{jk}^{BS}(T) \cos(j\hat{\mu}_B^I - k\hat{\mu}_S^I). \quad (9)$$

Differentiation with respect to the original chemical potentials $\mu_B = i\mu_B^I$ and $\mu_S = i\mu_S^I$ gives:

$$\text{Im} \chi_{10}^{BS} = \sum_{j,k} j P_{jk}^{BS}(T) \sin(j\hat{\mu}_B^I - k\hat{\mu}_S^I) \quad (10)$$

$$\text{Im} \chi_{01}^{BS} = \sum_{j,k} (-k) P_{jk}^{BS}(T) \sin(j\hat{\mu}_B^I - k\hat{\mu}_S^I) \quad (11)$$

$$\chi_{20}^{BS} = \sum_{j,k} j^2 P_{jk}^{BS}(T) \cos(j\hat{\mu}_B^I - k\hat{\mu}_S^I) \quad (12)$$

$$\chi_{11}^{BS} = \sum_{j,k} (-jk) P_{jk}^{BS}(T) \cos(j\hat{\mu}_B^I - k\hat{\mu}_S^I) \quad (13)$$

$$\chi_{02}^{BS} = \sum_{j,k} k^2 P_{jk}^{BS}(T) \cos(j\hat{\mu}_B^I - k\hat{\mu}_S^I). \quad (14)$$

These formulas and the higher order derivatives of these will be used in our fitting procedure, to be described in Section IV.

C. The hadron resonance gas and its extensions

In the ideal HRG model the free energy (or pressure) is written as a sum of ideal gas contributions of all known hadronic resonances H :

$$\frac{p}{T^4} = \frac{1}{T^4} \sum_H p_H = \frac{1}{VT^3} \sum_H \ln \mathcal{Z}_H(T, \vec{\mu}), \quad (15)$$

with:

$$\ln \mathcal{Z}_H = \eta_H \frac{V d_H}{2\pi^2 T^3} \int_0^\infty dp p^2 \log [1 - \eta_H z_H \exp(-\epsilon_H/T)], \quad (16)$$

where the subscript H indicates dependence on the specific hadron or hadron resonance in the sum. The relativistic energy is $\epsilon_H = \sqrt{p^2 + m_H^2}$, where m_H is the mass of the given hadron. The fugacity is $z_H = \exp(\mu_H/T)$, where the chemical potential associated to H is $\mu_H = \mu_B B_H + \mu_Q Q_H + \mu_S S_H$, and the conserved charges B_H, Q_H and S_H are the baryon number, electric charge and strangeness, respectively. d_H is the spin degeneracy, and the factor η_H is 1 for (anti)baryons (fermions) and -1 for mesons (bosons).

In the HRG model, the χ_{ijk}^{BQS} susceptibilities of Eq. (5) can be expressed as:

$$\chi_{ijk}^{BQS}(T, \hat{\mu}_B, \hat{\mu}_Q, \hat{\mu}_S) = \sum_H B_H^i Q_H^j S_H^k I_{i+j+k}^H, \quad (17)$$

where the phase space integral at order $i + j + k$ reads:

$$I_l^H(T, \hat{\mu}_B, \hat{\mu}_Q, \hat{\mu}_S) = \frac{\partial^l p_H / T^4}{\partial \hat{\mu}_H^l}. \quad (18)$$

The fugacity expansion coefficients $P_{00}^{BS}, P_{01}^{BS}, P_{10}^{BS}, P_{11}^{BS}, P_{12}^{BS}$ and P_{13}^{BS} can be obtained via the expansion of equation (16) in terms of the modified Bessel functions K_2 :

$$\ln \mathcal{Z}_H = \frac{VT m_H^2 d_H}{2\pi^2} \sum_{n=1}^\infty \frac{(-\eta_H)^{n+1} z_H^n}{n^2} K_2\left(\frac{nm_H}{T}\right). \quad (19)$$

The Boltzmann approximation consists of taking only the $n = 1$ term in the above expansion, which accounts for the lowest order in the fugacity parameters. In the Boltzmann approximation, the sectors read:

$$P_{jk}^{BS} = \sum_H \delta_{B_H, j} \delta_{S_H, k} \frac{d_H m_H^2}{2\pi^2 T^2} K_2\left(\frac{m_H}{T}\right). \quad (20)$$

In the full ideal HRG, a hadron with $B_H = 1$ and $S_H = 0$ will also give contributions to the higher order sectors, such as P_{20}^{BS} and P_{30}^{BS} , due to the terms $n = 2$ and $n = 3$ in Eq. (19), respectively. These are, however, exponentially suppressed due to the behavior of the Bessel function $K_2(x) \sim \sqrt{\frac{\pi}{2x}} e^{-x}$ as $x \rightarrow \infty$. These contributions are orders of magnitude smaller than the full weight of the respective sectors as obtained from the lattice.

The HRG model is an approximation of the more general formula by Dashen, Bernstein and Ma, which gives the fugacity expansion coefficients in terms of the S-matrix:

$$P_{jk}^{BS} = \frac{1}{\pi^3 T^3} \int_{M_{jk}^{BS}}^{\infty} dE E^2 K_2 \left(\frac{E}{T} \right) \frac{1}{4i} \text{Tr}_{B=j, S=k} \left(S^\dagger \frac{dS}{dE} - \frac{dS^\dagger}{dE} S \right)_c, \quad (21)$$

where M_{jk}^{BS} is the mass threshold for the $B = j$, $S = k$ channel, the trace is taken over this Hilbert subspace, and the subscript c signifies that only connected S-matrix elements are to be taken. For the specific case of elastic $2 \rightarrow 2$ body scattering,

$$\frac{1}{4i} \text{Tr}_{B=j, S=k} \left(S^\dagger \frac{dS}{dE} - \frac{dS^\dagger}{dE} S \right)_c \rightarrow \sum_J (2J+1) \left(\frac{d\delta^{J,I=0}}{dE} + 3 \frac{d\delta^{J,I=1}}{dE} \right), \quad (22)$$

where the $\delta^{J,I}$ are the scattering phase shifts for angular momentum J and isospin I and the isospin singlet and triplet contributions have been written separately. After integration by parts with respect to E , we get to the conclusion that the contribution of elastic scattering is given by the integral of the phase shift with an exponential weight. This leads to the expectation that dominantly repulsive interactions will lead to a negative sub-leading fugacity expansion coefficient. This fact was exploited when constructing repulsive core HRG models and comparing them with lattice data in Refs. [42, 74]. It is also reasonable to expect, due to the exponential suppression of the K_2 Bessel functions, that in the hadronic phase there will be a strong hierarchy of the fugacity expansion coefficients with increasing quantum numbers, so e.g. $P_{01}^{BS} \gg P_{02}^{BS} \gg P_{03}^{BS}$ as well as $P_{10}^{BS} \gg P_{20}^{BS} \gg P_{30}^{BS}$ and $P_{11}^{BS} \gg P_{21}^{BS} \gg P_{31}^{BS}$ etc. It is thus a reasonable expectation that, in the hadronic phase, the fugacity expansion will converge faster than the Taylor expansion. This is the opposite situation as in the plasma phase, where the Taylor expansion converges quickly, while the fugacity expansion converges slowly. This makes the fugacity expansion particularly useful for modelling the hadronic phase, and therefore also for the study of chemical freeze-out in heavy ion collisions.

Here we do not utilize any S-matrix formula or any mean field approximation thereof, but rather calculate the sub-leading sector coefficients P_{20}^{BS} , P_{21}^{BS} , P_{22}^{BS} , P_{02}^{BS} etc. directly from lattice simulations.

III. LATTICE SETUP

We use a staggered fermion action with 4 steps of stout smearing [94] with the smearing parameter $\rho = 0.125$ and a tree-level Symanzik-improved gauge action. This

	145 MeV	150 MeV	155 MeV	160 MeV
$40^3 \times 12$ $\mu^I = 0$	10348	10520	10345	11611
$32^3 \times 10$ $\mu^I = 0$	8518	8461	1695	9174
$24^3 \times 8$ $\mu^I = 0$	40247	39996	19953	20015
$36^3 \times 12$ $\mu^I \neq 0$	146968	154479	153513	144169
$32^3 \times 10$ $\mu^I \neq 0$	124915	81814	300779	264647
$24^3 \times 8$ $\mu^I \neq 0$	184896	171224	166034	161454

TABLE I. Number of evaluated configurations on the various lattices and temperatures. The $\mu^I \neq 0$ statistics is distributed over 143 pairs of imaginary strange and baryon chemical potentials.

combination was first used in Ref. [24], where information about the line of constant physics can be found. For the scale setting we use the pion decay constant $f_\pi = 130.41 \text{ MeV}$ [95]. We use lattices of temporal extent $N_\tau = 8, 10$ and 12 to perform an estimation of the continuum value of our observables. The spatial extent of the lattice is given by the aspect ratio $LT \approx 3$. Due to technical reasons, some lattices had slightly different values for this ratio, as given in Table. I. Given the error bars on the final results, we did not optimize this further.

For the continuum extrapolations, we assume a linear scaling in $1/N_\tau^2$. Since taste breaking effects are still rather large on these lattices, we only call our results continuum estimates, as opposed to fully controlled continuum extrapolations, e.g. when $N_\tau = 16$ is part of the extrapolation.

For all values of N_τ , we use simulations at four different temperatures $T = 145 \text{ MeV}, 150 \text{ MeV}, 155 \text{ MeV}$ and 160 MeV . At each temperature and each lattice spacing, we perform a two-dimensional scan in the imaginary chemical potentials μ_B^I and μ_S^I , with the chemical potentials taking the values $(\mu_B^I, \mu_S^I) = \frac{\pi}{8}(i, j)$, with $i = 0, 1, \dots, 15$ and $j = 0, 1, \dots, 9$, for a total of $9 \times 16 = 144$ simulation points. In each $\mu_i \neq 0$ point, we simulated one Rational Hybrid Monte Carlo stream with several thousand trajectories, evaluating every fifth configuration for the fluctuation observables as detailed in Ref. [24]. Our statistics is summarized in Table I.

The statistical errors are calculated using the jackknife method. The estimation of the systematic errors is a more elaborate process. Ambiguities appear at various points of the analysis, e.g. in the way the continuum extrapolation is calculated, or how many fit parameters we use for the extraction of the fugacity expansion coefficients. We consider all combinations of the possibilities and take the spread of the results as systematic error.

IV. FUGACITY EXPANSION COEFFICIENTS

The estimation of the coefficients P_{ij}^{BS} proceeds through a correlated fit. On the $\mu_B = \mu_S = 0$ ensembles, the fluctuations $\chi_{20}^{BS}, \chi_{11}^{BS}, \chi_{02}^{BS}, \chi_{40}^{BS}, \chi_{31}^{BS}, \chi_{22}^{BS}, \chi_{13}^{BS}$ and χ_{04}^{BS} are included, while for the other ensembles we

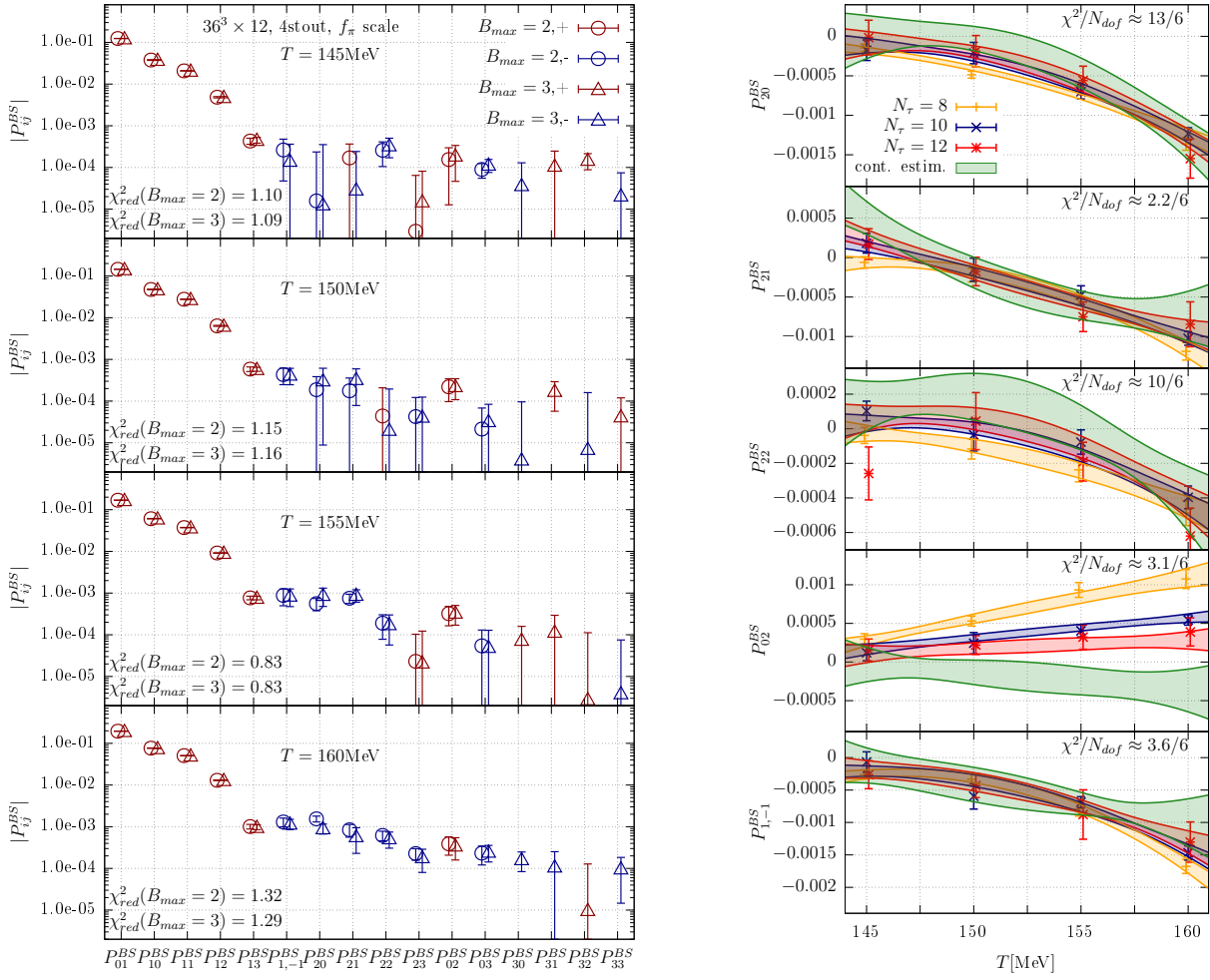


FIG. 1. Left: The four panels refer to four temperatures, each showing the obtained coefficients of the fugacity expansion on a logarithmic scale (negative values are shown in blue). Only the leftmost five are accounted for by ideal HRG. The next seven appear in the next order, which we use later for phenomenology. For the next order (last four coefficients with $B = 3$) we see no stable signal. There are two symbols per coefficient, triangles for the complete fit and circles for the case without the $B = 3$ part. The data refer to our finest lattice spacing. Right: Example for the combined continuum extrapolation of the extracted coefficients.

use $\text{Im } \chi_{10}^{BS}$ and $\text{Im } \chi_{01}^{BS}$. This leads to a block-diagonal covariance matrix with one 8×8 block corresponding to the $\mu = 0$ ensemble, and 143 blocks of size 2×2 , corresponding to the ensembles with a non-zero value of at least one of the chemical potentials. The covariance matrix blocks are estimated by the jackknife method with 24 jackknife samples. The truncation of the fugacity expansion is somewhat ambiguous, as there is no single small parameter in which we actually perform this expansion. To estimate systematic errors coming from the choice of the ansatz, we therefore perform two fits for each ensemble, for which we introduce the shorthand notations $B_{\max} = 2$ and $B_{\max} = 3$. The sectors included in the

$B_{\max} = 2$ analysis are:

$$\begin{aligned}
 & P_{01}^{BS}, \quad P_{10}^{BS}, P_{11}^{BS}, \quad P_{12}^{BS}, \\
 & P_{13}^{BS}, \quad P_{1,-1}^{BS}, P_{20}^{BS}, \quad P_{21}^{BS}, \\
 & P_{22}^{BS}, \quad P_{23}^{BS}, P_{02}^{BS}, \quad P_{03}^{BS}.
 \end{aligned} \tag{23}$$

The first five of these correspond to sectors that are already present in the ideal HRG in the Boltzmann approximation. They also set contributions from interactions though, e.g. non-resonant pion-nucleon interactions contribute to P_{10}^{BS} , while K - Λ interactions contribute to P_{12}^{BS} . The $P_{1,-1}^{BS}$ is an exotic (pentaquark) sector. It gets contributions for example for valence quark content $uudd\bar{s}$ which corresponds e.g. to $p + K^0$ scattering. The

sectors P_{2i}^{BS} get contributions from baryon-baryon scattering: P_{20}^{BS} from $N - N$, P_{21}^{BS} from $N - \Lambda$, P_{22}^{BS} from $N - \Xi$ or $\Lambda - \Lambda$ and finally P_{23}^{BS} from $N - \Omega$ or $\Lambda - \Xi$. In each case, Σ can replace Λ . The coefficients P_{02}^{BS} and P_{03}^{BS} get contributions from two- and three-kaon scattering, respectively. The inclusion of the P_{03}^{BS} sector with the omission of the P_{30}^{BS} sector is motivated by the lower mass threshold of 3 kaon scattering as compared to 3 baryon scattering. In addition to these, we also performed an analysis where four sectors with $B = 3$ were added:

$$P_{30}^{BS}, P_{31}^{BS}, P_{32}^{BS}, P_{33}^{BS}. \quad (24)$$

These get contributions from three-baryon scattering, with various strangeness contents. Our data is not yet sufficiently accurate to obtain a reliable estimate of the sectors with $B = 3$, and the inclusion of these sectors does not improve the χ^2 of the fits. Whether we include these, or not, the results for the $B = 2$ sectors remain consistent, as we show in the left panel of Fig. 1, where the sector coefficients from the two different fits on the $N_\tau = 12$ lattices are shown. This way we demonstrate the stability of the sectors included in the $B_{\max} = 2$ set. Only at the highest temperature $T = 160\text{MeV}$, and only for one sector, P_{20}^{BS} , is the systematic error coming from including the $B = 3$ sectors comparable to the statistical error of the fits.

The continuum limit estimation of the sectors proceeds through a combined fit in temperature and lattice spacing (or equivalently N_τ) via the ansatz

$$f(T, N_\tau) = (a_0 + a_1 T + a_2 T^2) + (b_0 + b_1 T + b_2 T^2) \frac{1}{N_\tau^2}. \quad (25)$$

For the systematic error we compare this ansatz with and without the coefficient b_2 . The continuum extrapolation of the beyond-ideal-HRG sectors for the case of the $B_{\max} = 2$ fits at fixed T and N_τ and b_2 kept as a free parameter, is shown in Fig 1 (right). The other 3 fits look quantitatively similar. All of the continuum fits have acceptable fit quality, with Q values over 1%. As a conservative estimate of the systematics, we combine them with uniform weights. As can be seen in the right panel of Fig 1, the slopes of the continuum extrapolations of all beyond-ideal-HRG sectors appear to be mild, except for the sector P_{02}^{BS} , which corresponds to kaon-kaon scattering, and changes its sign during the continuum extrapolation. As expected, this sector - being related to kaons - suffers from relatively large taste-breaking effects.

The final results for the beyond-ideal-HRG sectors can be seen in Fig. 2. Within the statistical precision of our results, P_{20}^{BS} is roughly the same as P_{21}^{BS} , while P_{22}^{BS} is smaller than the previous two. As a comparison, the ideal HRG model prediction for the sum $\sum_k P_{2k}^{BS}$ at $T = 155\text{MeV}$ is of the order 10^{-5} , orders of magnitude lower than what we see here. The two-kaon scattering sector P_{02}^{BS} goes slightly below zero at around 155MeV within 1σ uncertainty. The three-kaon sector P_{03}^{BS} is consistent

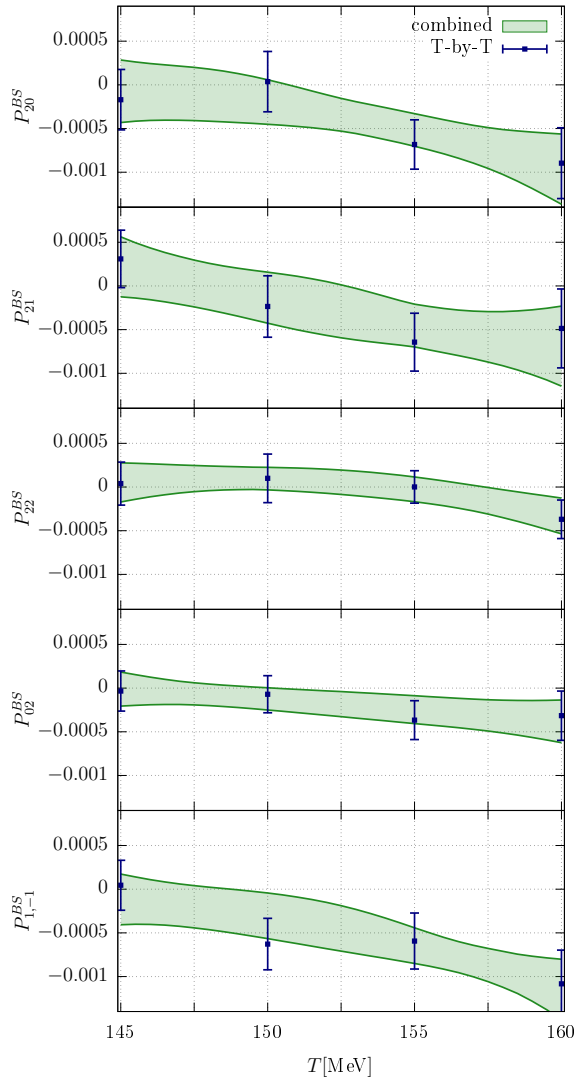


FIG. 2. Our continuum estimates of the beyond-ideal-HRG sector coefficients. We show the results both from our combined temperature and continuum fit (green bands) and of a T -by- T continuum limit extrapolation (blue points). Systematic errors are included, in the first case by varying $B_{\max} = 2$ vs 3 and $b_2 = 0$ or $b_2 \neq 0$, and in the second case by varying $B_{\max} = 2$ vs 3.

with zero in the entire temperature range and is therefore not included in the plot. An upper limit on its magnitude with 1σ uncertainty is $2 \cdot 10^{-3}$. The exotic sector $P_{1,-1}^{BS}$ is rather large, consistently with our earlier, statistically independent finding in Ref. [87] on $N_\tau = 12$ lattices. We have already published the leading sector coefficients for which the ideal HRG has a prediction in the Boltzmann-approximation, namely P_{01}^{BS} , P_{10}^{BS} , P_{11}^{BS} , P_{12}^{BS} , P_{13}^{BS} in Ref. [41]. We will not repeat the results for those sectors here.

V. FLUCTUATION-RATIOS AT FINITE BARYON DENSITY

Having the coefficients of the fugacity expansion, the thermodynamics can be readily obtained. In this section we calculate the baryon number and strangeness fluctuations and their ratios in the studied temperature range. There is no difficulty in evaluating Eq. 8 and its μ_B - and μ_S -derivatives at any chemical potential.

Heavy ion collisions involving lead or gold atoms correspond to the conditions $\chi_1^S = 0$ and $\chi_1^B = 0.4\chi_1^Q$. For the purposes of the present study, we impose strangeness neutrality and leave the second conditions for future work. In fact, we use the simplified form $\chi_1^B = 0.5\chi_1^Q$, which is realized at vanishing electric charge chemical potential.

To show the magnitude of the cut-off effects, we start with a pair of quantities at $\mu_B = 0$. The fugacity expansion, and more generally imaginary chemical potential simulations offer an efficient way to calculate susceptibilities at $\mu_B = 0$. In Ref. [44] we calculated the ratios χ_3^B/χ_1^B and χ_4^B/χ_2^B at a finite lattice spacing of $N_\tau = 12$ with the same lattice action used here. Here we show continuum estimates of the fluctuation ratios χ_3^B/χ_1^B and χ_4^B/χ_2^B at $\mu_B = 0$, together with the data at finite N_τ in Fig. 3. In the ideal HRG model $\chi_4^B/\chi_2^B = 1$ for all temperatures, meaning that above $T = 150$ MeV our results show a clear deviation from the HRG prediction, due to presence of the non-zero beyond-ideal-HRG sectors. The difference between the two ratios $\chi_4^B/\chi_2^B - \chi_3^B/\chi_1^B$ is also shown. In the $\mu_S = 0$ case the two ratios at $\mu_B = 0$ are identical. The difference between the two ratios comes from imposing the strangeness neutrality condition $\chi_1^S = 0$. This difference also shows mild cut-off effects.

After the sectors are obtained, we perform extrapolations to real chemical potentials using the ansatz of Eq. (8) truncated at the $B_{\max} = 2$ level. We extrapolate first at fixed T and N_τ . We consider the fluctuation ratios χ_1^B/χ_2^B , χ_3^B/χ_1^B , χ_4^B/χ_2^B and χ_{11}^{BS}/χ_2^S on the strangeness-neutral line $\chi_1^S = 0$, which determines μ_S as a function of μ_B . While the extrapolation always uses the 12 sectors of the $B_{\max} = 2$ level, the values of these sectors are taken both from the $B_{\max} = 2$ and $B_{\max} = 3$ fits, to estimate the systematic errors. We then perform a continuum estimation at fixed values of μ_B/T with the same combined T and N_τ fit as in the case of the baryon and strangeness sectors.

We had one sector, P_{02}^{BS} , with a steep continuum extrapolation. Should we expect additional systematic errors coming from the non-trivial continuum scaling in the phenomenology? The answer is no, as we demonstrate in Fig. 4. The multi-kaon sectors do not contribute to the baryon fluctuations. The only ratio with phenomenological relevance where the P_{02}^{BS} may be important is χ_{11}^{BS}/χ_2^S . We calculated this ratio with and without the multi-kaon sectors and compared the results in Fig. 4 at $T = 160$ MeV. Although at this temperature and this

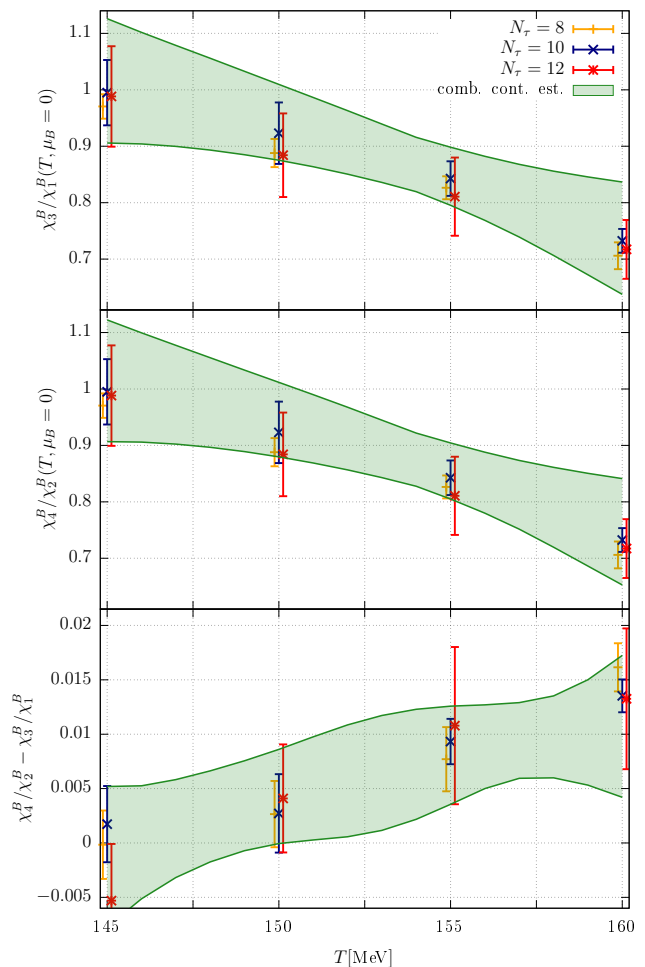


FIG. 3. Fluctuation-ratios χ_3^B/χ_1^B and χ_4^B/χ_2^B obtained from the fugacity expansion truncated at the $B_{\max} = 2$ level at $\mu_B = 0$ on our $N_\tau = 8, 10$ and 12 lattices and our continuum estimates from these data. The points at finite lattice spacing include a systematic error coming from whether we used the 12- or the 16-parameter fit to determine the $B_{\max} = 2$ sectors. The continuum results include systematic error from 4 fits, in addition for the 12 vs 16 parameter fits at fixed N_τ and T we also include a 5- vs 6-parameter combined T and N_τ continuum fit.

lattice spacing we have the largest value for this difficult sector, we see hardly any significant effect from it, especially not when compared to the statistical errors after the continuum extrapolation step.

The final results for the fluctuation ratios χ_1^B/χ_2^B , χ_3^B/χ_1^B , χ_4^B/χ_2^B , χ_{11}^{BS}/χ_2^S on the strangeness neutral line can be seen in Fig. 5. The first of these ratio is strongly dependent on the chemical potential, but not on the temperature, making it a proxy of the chemical potential, at least for small values of μ_B . One has to remember though that if the critical endpoint exists, the fluctuation χ_2^B diverges there, leading to $\chi_1^B/\chi_2^B \rightarrow 0$ at the critical point, and therefore making this quantity a non-monotonic function of μ_B .

The other three are more strongly dependent on the

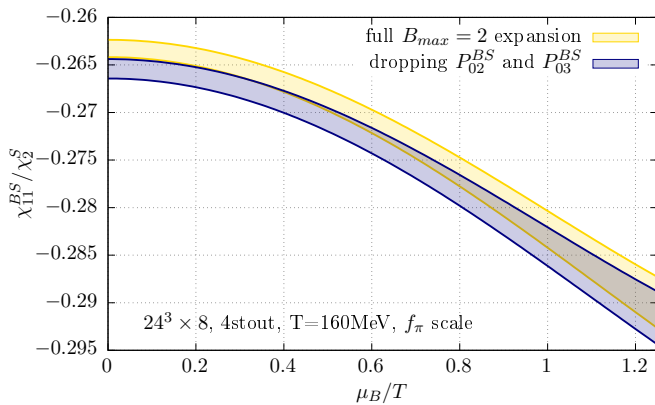


FIG. 4. Multi-kaon interactions have a negligible impact on the fluctuations ratios studied in this work. Here we show the effect of dropping the multi-kaon sectors from the fugacity expansion, demonstrated on the $N_\tau = 8$ data, at $T = 160\text{MeV}$, where they are the largest in our temperature range. Note also that, on the $N_\tau = 8$ lattices, the magnitude of the multi-kaon sectors is larger than our continuum estimate for them.

temperature and less strongly on the chemical potential, therefore making them possible proxies for the temperature. The ratios χ_3^B/χ_1^B and χ_4^B/χ_2^B can be regarded as a baryon thermometer, while the ratio χ_{11}^{BS}/χ_2^S as a strangeness-related one. This latter ratio is of large phenomenological interest, as experimental net-lambda and net-kaon fluctuations can be used to construct the ratio $\sigma_\Lambda^2/(\sigma_\Lambda^2 + \sigma_K^2)$. It was shown in Ref. [87] that this is a good experimental proxy of χ_{11}^{BS}/χ_2^S , not strongly affected by experimental effects, which makes it a prime target for comparison with experiments.

We show the fluctuation ratios in Fig. 5 as functions of the dimensionless chemical potential μ_B/T at a few values of the temperature, as well as on the crossover line calculated to order μ_B^2 in Ref. [45]:

$$T_c(\mu_B) \approx T_c^0 (1 - \kappa_2 \hat{\mu}_B^2), \quad (26)$$

with $T_c^0 = 158.0 \pm 0.6$ and $\kappa_2 = 0.0153 \pm 0.0018$. The errors on these numbers are included in the error estimation, but are negligible. Note that, since the crossover temperature changes very little in the chemical potential range of our study, the 1σ bands on the $T_c(\mu_B)$ line always overlap with the 1σ bands for a fixed $T = T_c^0 = 158\text{MeV}$.

Our results on the ratios χ_3^B/χ_1^B and χ_4^B/χ_2^B are also shown as a function of χ_1^B/χ_2^B in Fig. 6. Within 1σ , our results are consistent with recent lattice results on the susceptibility ratios using the Taylor method [30]. In Fig. 6 we also compare to the data on net-proton fluctuations from the STAR collaboration [88–90], the net-proton skewness-to-mean ratio C_3/C_1 and the net-proton kurtosis-to-variance ratio C_4/C_2 , as functions of the net-proton mean-to-variance ratio C_1/C_2 at chemical freeze-out. The advantage of using these variables in the comparison is that it does not involve any modelling

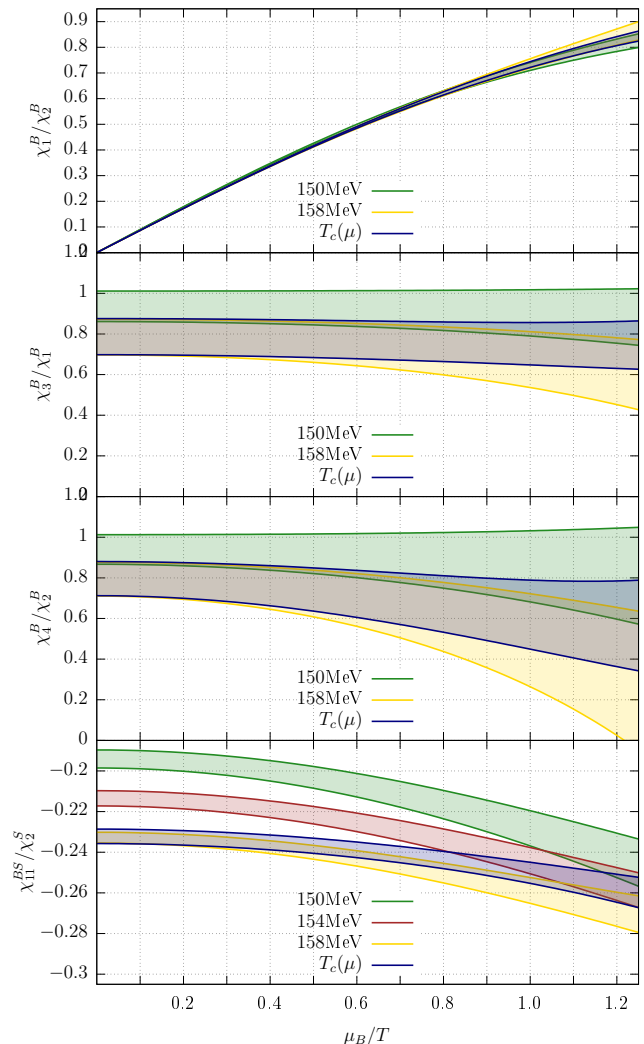


FIG. 5. Continuum estimates of the fluctuation ratios χ_{11}^{BS}/χ_2^S , χ_3^B/χ_1^B , χ_4^B/χ_2^B , χ_{11}^{BS}/χ_2^S from a fugacity expansion truncated at the $B_{\max} = 2$ level, shown as a function of the dimensionless chemical potential μ_B/T for fixed temperatures, as well as on the crossover line $T_c(\mu_B)$.

of the freeze-out conditions, other than assuming that chemical freeze-out happens close to the QCD crossover on the phase diagram. Our results are consistent with the experimental results. While such a direct comparison suffers from many caveats [87, 96–100], the similarity in the trends supports the idea that experimentally observed net-proton fluctuation ratios reflect with some accuracy the thermal fluctuations in an equilibrated QCD medium.

VI. SUMMARY AND OUTLOOK

We have calculated fugacity expansion coefficients of the QCD pressure beyond the ideal HRG model, separating contributions to the QCD free energy coming

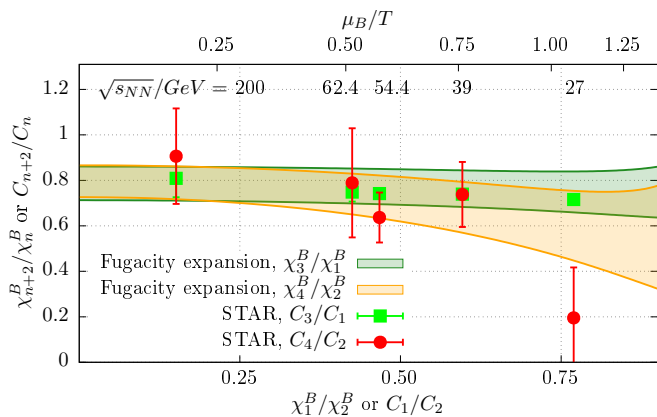


FIG. 6. Our continuum estimates of the fluctuation ratios χ_3^B/χ_1^B and χ_4^B/χ_2^B compared with STAR data on net-proton fluctuations from Ref. [88]. Both the values of the fluctuations and the trend as a function of baryon density are consistent.

from Hilbert subspaces with different values of the baryon number and strangeness quantum numbers. This allows one to quantify the importance of processes like kaon-kaon and baryon-baryon scattering, when modelling the QCD medium in the hadronic phase, but close to the crossover. We estimated the continuum value of these coefficients with lattice simulations of temporal extent $N_\tau = 8, 10$ and 12 using the staggered discretization. We observed large cut-off effects in the kaon and multi-kaon sectors, only. To study these, and to make the continuum extrapolation more robust, the inclusion of finer lattices is desirable.

Note that our study was limited to an aspect ratio of $LT \approx 3$, future studies should also investigate finite volume effects in the baryon-strangeness sectors. However, a strong volume dependence is more likely to be observed in correspondence with the electric charge sectors. The full picture of baryon interactions in the hadronic phase will emerge from the three-dimensional mapping of the $\mu_B - \mu_S - \mu_Q$ space. In this work we restricted the space to $\mu_Q = 0$. The sectors we obtained are sums of various charge sectors, $P_{ij}^{BS} = \sum_k P_{ijk}^{BSQ}$, and we cannot differentiate between the terms, though it would be possible in a more elaborate setup. Still, the level of separation achieved in this work already provides plenty of new information for hadronic modelling of the QCD medium.

We used the truncated fugacity expansion to calculate phenomenologically relevant fluctuation ratios on the strangeness neutral line both as a function of the chemical potential and as a function of the baryon number mean-to-variance ratio, which can be regarded as a proxy of the baryo-chemical potential. While a direct comparison is by no means trivial, the fugacity expansion coefficients appear to describe the trend in the STAR data on net-proton fluctuations [88–90].

It has been pointed out in the literature, that the modifications of the ideal HRG model that include the effects of global baryon number conservation lead to a reduction in higher order fluctuations and therefore describe the experimental data better. For a recent study of these effects see [99]. In a recent paper, it was also pointed out that the decrease in the kurtosis with increasing chemical potential observed in the data is likely not due to critical point effects [101]. The corrections to ideal HRG studied in this work have a similar magnitude as the experimental effects like canonical effects and volume fluctuations. Since both baryon interactions and the global conservation laws appear to push the χ_4^B/χ_2^B and χ_3^B/χ_1^B ratios down, it is important to have an estimate of the relative size of these types of effects under realistic conditions. Performing a study of this kind is an important task for the near future, as it will guide the correct interpretation of STAR data.

ACKNOWLEDGMENTS

This project was partly funded by the DFG grant SFB/TR55 and also supported by the Hungarian National Research, Development and Innovation Office, NKFIH grants KKP126769. The project leading to this publication has received funding from Excellence Initiative of Aix-Marseille University - A*MIDEX, a French “Investissements d’Avenir” programme, AMX-18-ACE-005. The project also received support from the BMBF grant 05P18PXFCA. Parts of this work were supported by the National Science Foundation under grant no. PHY1654219 and by the U.S. Department of Energy, Office of Science, Office of Nuclear Physics, within the framework of the Beam Energy Scan Theory (BEST) Topical Collaboration. This research used resources of the Oak Ridge Leadership Computing Facility, which is a DOE Office of Science User Facility supported under Contract DE-AC05-00OR22725. A.P. is supported by the János Bolyai Research Scholarship of the Hungarian Academy of Sciences and by the UNKP-20-5 New National Excellence Program of the Ministry of Innovation and Technology. RB acknowledges support from the U.S. Department of Energy Grant No. DE-FG02-07ER41521. The authors gratefully acknowledge the Gauss Centre for Supercomputing e.V. (www.gauss-centre.eu) for funding this project by providing computing time on the GCS Supercomputer JUWELS and JURECA/Booster at Jülich Supercomputing Centre (JSC). Parts of the computations were performed on the QPACE3 system, funded by the DFG. C.R. also acknowledges the support from the Center of Advanced Computing and Data Systems at the University of Houston.

- [1] Y. Aoki, G. Endrodi, Z. Fodor, S. D. Katz, and K. K. Szabo. The Order of the quantum chromodynamics transition predicted by the standard model of particle physics. *Nature*, 443:675–678, 2006.
- [2] Y. Aoki, Z. Fodor, S. D. Katz, and K. K. Szabo. The QCD transition temperature: Results with physical masses in the continuum limit. *Phys. Lett. B*, 643:46–54, 2006.
- [3] Szabolcs Borsanyi, Zoltan Fodor, Christian Hoelbling, Sandor D Katz, Stefan Krieg, Claudia Ratti, and Kalman K. Szabo. Is there still any T_c mystery in lattice QCD? Results with physical masses in the continuum limit III. *JHEP*, 09:073, 2010.
- [4] A. Bazavov et al. The chiral and deconfinement aspects of the QCD transition. *Phys. Rev. D*, 85:054503, 2012.
- [5] Szabolcs Borsanyi, Zoltan Fodor, Christian Hoelbling, Sandor D. Katz, Stefan Krieg, and Kalman K. Szabo. Full result for the QCD equation of state with 2+1 flavors. *Phys. Lett. B*, 730:99–104, 2014.
- [6] A. Bazavov et al. Equation of state in (2+1)-flavor QCD. *Phys. Rev. D*, 90:094503, 2014.
- [7] Sz. Borsanyi et al. Calculation of the axion mass based on high-temperature lattice quantum chromodynamics. *Nature*, 539(7627):69–71, 2016.
- [8] A. Bazavov et al. Update on the 2+1+1 Flavor QCD Equation of State with HISQ. *PoS, LATTICE2013*:154, 2014.
- [9] Kenji Fukushima and Chihiro Sasaki. The phase diagram of nuclear and quark matter at high baryon density. *Prog. Part. Nucl. Phys.*, 72:99–154, 2013.
- [10] Peter Kovács, Zsolt Szép, and György Wolf. Existence of the critical endpoint in the vector meson extended linear sigma model. *Phys. Rev. D*, 93(11):114014, 2016.
- [11] Renato Critelli, Jorge Noronha, Jacquelyn Noronha-Hostler, Israel Portillo, Claudia Ratti, and Romulo Rougemont. Critical point in the phase diagram of primordial quark-gluon matter from black hole physics. *Phys. Rev. D*, 96(9):096026, 2017.
- [12] Philippe de Forcrand. Simulating QCD at finite density. *PoS, LAT2009*:010, 2009.
- [13] A. Hasenfratz and D. Toussaint. Canonical ensembles and nonzero density quantum chromodynamics. *Nucl. Phys. B*, 371:539–549, 1992.
- [14] Z. Fodor and S. D. Katz. A New method to study lattice QCD at finite temperature and chemical potential. *Phys. Lett. B*, 534:87–92, 2002.
- [15] Z. Fodor and S. D. Katz. Critical point of QCD at finite T and mu, lattice results for physical quark masses. *JHEP*, 04:050, 2004.
- [16] Z. Fodor and S. D. Katz. Lattice determination of the critical point of QCD at finite T and mu. *JHEP*, 03:014, 2002.
- [17] Matteo Giordano, Kornel Kapas, Sandor D. Katz, Daniel Negradi, and Attila Pasztor. Effect of stout smearing on the phase diagram from multiparameter reweighting in lattice QCD. *Phys. Rev. D*, 102(3):034503, 2020.
- [18] Matteo Giordano, Kornel Kapas, Sandor D. Katz, Daniel Negradi, and Attila Pasztor. New approach to lattice QCD at finite density; results for the critical end point on coarse lattices. *JHEP*, 05:088, 2020.
- [19] C. R. Allton, S. Ejiri, S. J. Hands, O. Kaczmarek, F. Karsch, E. Laermann, C. Schmidt, and L. Scorzato. The QCD thermal phase transition in the presence of a small chemical potential. *Phys. Rev.*, D66:074507, 2002.
- [20] C. R. Allton, M. Doring, S. Ejiri, S. J. Hands, O. Kaczmarek, F. Karsch, E. Laermann, and K. Redlich. Thermodynamics of two flavor QCD to sixth order in quark chemical potential. *Phys. Rev.*, D71:054508, 2005.
- [21] R. V. Gavai and Sourendu Gupta. QCD at finite chemical potential with six time slices. *Phys. Rev.*, D78:114503, 2008.
- [22] Szabolcs Borsányi, Zoltán Fodor, Sándor D. Katz, Stefan Krieg, Claudia Ratti, and Kálmán Szabó. Fluctuations of conserved charges at finite temperature from lattice QCD. *JHEP*, 01:138, 2012.
- [23] Sz. Borsányi, G. Endrődi, Z. Fodor, S.D. Katz, S. Krieg, et al. QCD equation of state at nonzero chemical potential: continuum results with physical quark masses at order mu^2 . *JHEP*, 1208:053, 2012.
- [24] R. Bellwied, S. Borsányi, Z. Fodor, S. D. Katz, A. Pásztor, C. Ratti, and K. K. Szabó. Fluctuations and correlations in high temperature QCD. *Phys. Rev.*, D92(11):114505, 2015.
- [25] H. T. Ding, Swagato Mukherjee, H. Ohno, P. Petreczky, and H. P. Schadler. Diagonal and off-diagonal quark number susceptibilities at high temperatures. *Phys. Rev.*, D92(7):074043, 2015.
- [26] A. Bazavov et al. The QCD Equation of State to $\mathcal{O}(\mu_B^6)$ from Lattice QCD. *Phys. Rev. D*, 95(5):054504, 2017.
- [27] Zoltán Fodor, Matteo Giordano, Jana N. Günther, Kornél Kapás, Sándor D. Katz, Attila Pásztor, Israel Portillo, Claudia Ratti, Dénes Sexty, and Kálmán K. Szabó. Trying to constrain the location of the QCD critical endpoint with lattice simulations. *Nucl. Phys. A*, 982:843–846, 2019.
- [28] Matteo Giordano and Attila Pásztor. Reliable estimation of the radius of convergence in finite density QCD. *Phys. Rev. D*, 99(11):114510, 2019.
- [29] Matteo Giordano, Kornel Kapas, Sandor D. Katz, Daniel Negradi, and Attila Pasztor. Radius of convergence in lattice QCD at finite μ_B with rooted staggered fermions. *Phys. Rev. D*, 101(7):074511, 2020.
- [30] A. Bazavov et al. Skewness, kurtosis, and the fifth and sixth order cumulants of net baryon-number distributions from lattice QCD confront high-statistics STAR data. *Phys. Rev. D*, 101(7):074502, 2020.
- [31] Philippe de Forcrand and Owe Philipsen. The QCD phase diagram for small densities from imaginary chemical potential. *Nucl. Phys.*, B642:290–306, 2002.
- [32] Massimo D’Elia and Maria Paola Lombardo. Finite density QCD via imaginary chemical potential. *Phys. Rev.*, D67:014505, 2003.
- [33] Massimo D’Elia and Francesco Sanfilippo. Thermodynamics of two flavor QCD from imaginary chemical potentials. *Phys. Rev.*, D80:014502, 2009.
- [34] Paolo Cea, Leonardo Cosmai, and Alessandro Papa. Critical line of 2+1 flavor QCD. *Phys. Rev.*, D89(7):074512, 2014.
- [35] Claudio Bonati, Philippe de Forcrand, Massimo D’Elia, Owe Philipsen, and Francesco Sanfilippo. Chiral phase transition in two-flavor QCD from an imaginary chem-

- ical potential. *Phys. Rev.*, D90(7):074030, 2014.
- [36] Paolo Cea, Leonardo Cosmai, and Alessandro Papa. Critical line of 2+1 flavor QCD: Toward the continuum limit. *Phys. Rev.*, D93(1):014507, 2016.
- [37] Claudio Bonati, Massimo D’Elia, Marco Mariti, Michele Mesiti, Francesco Negro, and Francesco Sanfilippo. Curvature of the chiral pseudocritical line in QCD: Continuum extrapolated results. *Phys. Rev.*, D92(5):054503, 2015.
- [38] R. Bellwied, S. Borsányi, Z. Fodor, J. Günther, S. D. Katz, C. Ratti, and K. K. Szabó. The QCD phase diagram from analytic continuation. *Phys. Lett.*, B751:559–564, 2015.
- [39] Massimo D’Elia, Giuseppe Gagliardi, and Francesco Sanfilippo. Higher order quark number fluctuations via imaginary chemical potentials in $N_f = 2+1$ QCD. *Phys. Rev. D*, 95(9):094503, 2017.
- [40] J. N. Günther, R. Bellwied, S. Borsányi, Z. Fodor, S. D. Katz, A. Pásztor, C. Ratti, and K. K. Szabó. The QCD equation of state at finite density from analytical continuation. *Nucl. Phys.*, A967:720–723, 2017.
- [41] Paolo Alba et al. Constraining the hadronic spectrum through QCD thermodynamics on the lattice. *Phys. Rev. D*, 96(3):034517, 2017.
- [42] Volodymyr Vovchenko, Attila Pásztor, Zoltan Fodor, Sandor D. Katz, and Horst Stoecker. Repulsive baryonic interactions and lattice QCD observables at imaginary chemical potential. *Phys. Lett. B*, 775:71–78, 2017.
- [43] Claudio Bonati, Massimo D’Elia, Francesco Negro, Francesco Sanfilippo, and Kevin Zambello. Curvature of the pseudocritical line in QCD: Taylor expansion matches analytic continuation. *Phys. Rev.*, D98(5):054510, 2018.
- [44] Szabolcs Borsányi, Zoltán Fodor, Jana N. Günther, Sándor K. Katz, Kálmán K. Szabó, Attila Pásztor, Israel Portillo, and Claudia Ratti. Higher order fluctuations and correlations of conserved charges from lattice QCD. *JHEP*, 10:205, 2018.
- [45] Szabolcs Borsanyi, Zoltan Fodor, Jana N. Guenther, Ruben Kara, Sandor D. Katz, Paolo Parotto, Attila Pásztor, Claudia Ratti, and Kalman K. Szabo. QCD Crossover at Finite Chemical Potential from Lattice Simulations. *Phys. Rev. Lett.*, 125(5):052001, 2020.
- [46] Attila Pásztor, Zsolt Szép, and Gergely Markó. Apparent convergence of Padé approximants for the crossover line in finite density QCD. 10 2020.
- [47] R. Hagedorn. Statistical thermodynamics of strong interactions at high-energies. *Nuovo Cim. Suppl.*, 3:147–186, 1965.
- [48] Roger Dashen, Shang-Keng Ma, and Herbert J. Bernstein. S Matrix formulation of statistical mechanics. *Phys. Rev.*, 187:345–370, 1969.
- [49] R. F. Dashen and R. Rajaraman. Narrow Resonances in Statistical Mechanics. *Phys. Rev. D*, 10:694, 1974.
- [50] R. F. Dashen and R. Rajaraman. Effective Elementarity of Resonances and Bound States in Statistical Mechanics. *Phys. Rev. D*, 10:708, 1974.
- [51] R. Venugopalan and M. Prakash. Thermal properties of interacting hadrons. *Nucl. Phys. A*, 546:718–760, 1992.
- [52] F. Karsch, K. Redlich, and A. Tawfik. Hadron resonance mass spectrum and lattice QCD thermodynamics. *Eur. Phys. J. C*, 29:549–556, 2003.
- [53] Pasi Huovinen and Pter Petreczky. QCD Equation of State and Hadron Resonance Gas. *Nucl. Phys. A*, 837:26–53, 2010.
- [54] Szabolcs Borsanyi, Gergely Endrodi, Zoltan Fodor, Antal Jakovac, Sandor D. Katz, Stefan Krieg, Claudia Ratti, and Kalman K. Szabo. The QCD equation of state with dynamical quarks. *JHEP*, 11:077, 2010.
- [55] Abhijit Majumder and Berndt Muller. Hadron Mass Spectrum from Lattice QCD. *Phys. Rev. Lett.*, 105:252002, 2010.
- [56] A. Bazavov et al. Additional Strange Hadrons from QCD Thermodynamics and Strangeness Freezeout in Heavy Ion Collisions. *Phys. Rev. Lett.*, 113(7):072001, 2014.
- [57] Pok Man Lo, Michał Marczenko, Krzysztof Redlich, and Chihiro Sasaki. Matching the Hagedorn mass spectrum with Lattice QCD results. *Phys. Rev. C*, 92(5):055206, 2015.
- [58] W. Weinhold, B. Friman, and W. Norenberg. Thermodynamics of Delta resonances. *Phys. Lett. B*, 433:236–242, 1998.
- [59] Bengt Friman, Pok Man Lo, Michał Marczenko, Krzysztof Redlich, and Chihiro Sasaki. Strangeness fluctuations from $K - \pi$ interactions. *Phys. Rev. D*, 92(7):074003, 2015.
- [60] Pok Man Lo, Bengt Friman, Krzysztof Redlich, and Chihiro Sasaki. S-matrix analysis of the baryon electric charge correlation. *Phys. Lett. B*, 778:454–458, 2018.
- [61] Richard A. Arndt, John S. Hyslop, III, and L. David Roper. Nucleon-Nucleon Partial Wave Analysis to 1100-MeV. *Phys. Rev. D*, 35:128, 1987.
- [62] R. A. Arndt, W. J. Briscoe, I. I. Strakovsky, and R. L. Workman. Updated analysis of NN elastic scattering to 3-GeV. *Phys. Rev. C*, 76:025209, 2007.
- [63] Ron L. Workman, William J. Briscoe, and Igor I. Strakovsky. Partial-Wave Analysis of Nucleon-Nucleon Elastic Scattering Data. *Phys. Rev. C*, 94(6):065203, 2016.
- [64] Henk Polinder, Johann Haidenbauer, and Ulf-G. Meissner. Hyperon-nucleon interactions: A Chiral effective field theory approach. *Nucl. Phys. A*, 779:244–266, 2006.
- [65] J. Haidenbauer, S. Petschauer, N. Kaiser, U. G. Meissner, A. Nogga, and W. Weise. Hyperon-nucleon interaction at next-to-leading order in chiral effective field theory. *Nucl. Phys. A*, 915:24–58, 2013.
- [66] Shreyasi Acharya et al. Unveiling the strong interaction among hadrons at the LHC. *Nature*, 588:232–238, 2020.
- [67] Shreyasi Acharya et al. Measurement of strange baryon–antibaryon interactions with femtoscopic correlations. *Phys. Lett. B*, 802:135223, 2020.
- [68] Laura Fabbietti, Valentina Mantovani Sarti, and Otón Vázquez Doce. Hadron-hadron interactions measured by ALICE at the LHC. 12 2020.
- [69] Takumi Doi et al. Baryon interactions from lattice QCD with physical masses – Overview and $S = 0, -4$ sectors. *PoS, LATTICE2016*:110, 2017.
- [70] Kenji Sasaki et al. $\Lambda\Lambda$ and $N\Xi$ interactions from Lattice QCD near the physical point. *Nucl. Phys. A*, 998:121737, 2020.
- [71] Takumi Iritani et al. $N\Omega$ dibaryon from lattice QCD near the physical point. *Phys. Lett. B*, 792:284–289, 2019.
- [72] Volodymyr Vovchenko, Mark I. Gorenstein, and Horst Stoecker. van der Waals Interactions in Hadron Resonance Gas: From Nuclear Matter to Lattice QCD. *Phys.*

- Rev. Lett.*, 118(18):182301, 2017.
- [73] Paolo Alba, Wanda Maria Alberico, Alessandro Nada, Marco Panero, and Horst Stöcker. Excluded-volume effects for a hadron gas in Yang-Mills theory. *Phys. Rev. D*, 95(9):094511, 2017.
- [74] Pasi Huovinen and Peter Petreczky. Hadron resonance gas with repulsive interactions and fluctuations of conserved charges. *Phys. Lett. B*, 777:125–130, 2018.
- [75] Jean Cleymans, Helmut Oeschler, and Krzysztof Redlich. Influence of impact parameter on thermal description of relativistic heavy ion collisions at (1-2) A-GeV. *Phys. Rev. C*, 59:1663, 1999.
- [76] A. Andronic, P. Braun-Munzinger, and J. Stachel. Thermal hadron production in relativistic nuclear collisions: The Hadron mass spectrum, the horn, and the QCD phase transition. *Phys. Lett. B*, 673:142–145, 2009. [Erratum: *Phys.Lett.B* 678, 516 (2009)].
- [77] Anton Andronic, Peter Braun-Munzinger, Krzysztof Redlich, and Johanna Stachel. Decoding the phase structure of QCD via particle production at high energy. *Nature*, 561(7723):321–330, 2018.
- [78] J. Manninen and F. Becattini. Chemical freeze-out in ultra-relativistic heavy ion collisions at $s(\text{NN})^{1/2} = 130$ and 200-GeV. *Phys. Rev. C*, 78:054901, 2008.
- [79] B. I. Abelev et al. Identified particle production, azimuthal anisotropy, and interferometry measurements in Au+Au collisions at $s(\text{NN})^{1/2} = 9.2$ -GeV. *Phys. Rev. C*, 81:024911, 2010.
- [80] M. M. Aggarwal et al. Scaling properties at freeze-out in relativistic heavy ion collisions. *Phys. Rev. C*, 83:034910, 2011.
- [81] Ralf Rapp and Edward V. Shuryak. Resolving the antibaryon production puzzle in high-energy heavy ion collisions. *Phys. Rev. Lett.*, 86:2980–2983, 2001.
- [82] P. Braun-Munzinger, J. Stachel, and Christof Wetterich. Chemical freezeout and the QCD phase transition temperature. *Phys. Lett. B*, 596:61–69, 2004.
- [83] J. Noronha-Hostler, C. Greiner, and I. A. Shovkovy. Fast equilibration of hadrons in an expanding fireball. *Phys. Rev. Lett.*, 100:252301, 2008.
- [84] Anton Andronic, Peter Braun-Munzinger, Bengt Friman, Pok Man Lo, Krzysztof Redlich, and Johanna Stachel. The thermal proton yield anomaly in Pb-Pb collisions at the LHC and its resolution. *Phys. Lett. B*, 792:304–309, 2019.
- [85] Jean Cleymans, Pok Man Lo, Krzysztof Redlich, and Natasha Sharma. Multiplicity dependence of (multi)strange baryons in the canonical ensemble with phase shift corrections. *Phys. Rev. C*, 103(1):014904, 2021.
- [86] Fernando Antonio Flor, Gabrielle Olinger, and Rene Bellwed. Flavour and Energy Dependence of Chemical Freeze-out Temperatures in Relativistic Heavy Ion Collisions from RHIC-BES to LHC Energies. *Phys. Lett. B*, 814:136098, 2021.
- [87] Rene Bellwed, Szabolcs Borsanyi, Zoltan Fodor, Jana N. Guenther, Jacquelyn Noronha-Hostler, Paolo Parotto, Attila Pasztor, Claudia Ratti, and Jamie M. Stafford. Off-diagonal correlators of conserved charges from lattice QCD and how to relate them to experiment. *Phys. Rev. D*, 101(3):034506, 2020.
- [88] J. Adam et al. Net-proton number fluctuations and the Quantum Chromodynamics critical point. 1 2020.
- [89] Toshihiro Nonaka. Measurement of the Sixth-Order Cumulant of Net-Proton Distributions in Au+Au Collisions from the STAR Experiment. *Nucl. Phys. A*, 1005:121882, 2021.
- [90] Ashish Pandav. Measurement of cumulants of conserved charge multiplicity distributions in Au+Au collisions from the STAR experiment. *Nucl. Phys. A*, 1005:121936, 2021.
- [91] C. Bernard, T. Burch, E. B. Gregory, D. Toussaint, Carleton E. DeTar, J. Osborn, Steven Gottlieb, U. M. Heller, and R. Sugar. QCD thermodynamics with three flavors of improved staggered quarks. *Phys. Rev. D*, 71:034504, 2005.
- [92] A. Bazavov et al. Fluctuations and Correlations of net baryon number, electric charge, and strangeness: A comparison of lattice QCD results with the hadron resonance gas model. *Phys. Rev. D*, 86:034509, 2012.
- [93] Najmul Haque, Aritra Bandyopadhyay, Jens O. Andersen, Munshi G. Mustafa, Michael Strickland, and Nan Su. Three-loop HTLpt thermodynamics at finite temperature and chemical potential. *JHEP*, 05:027, 2014.
- [94] Colin Morningstar and Mike J. Peardon. Analytic smearing of SU(3) link variables in lattice QCD. *Phys. Rev. D*, 69:054501, 2004.
- [95] M. Tanabashi et al. Review of Particle Physics. *Phys. Rev. D*, 98(3):030001, 2018.
- [96] Masakiyo Kitazawa and Masayuki Asakawa. Revealing baryon number fluctuations from proton number fluctuations in relativistic heavy ion collisions. *Phys. Rev. C*, 85:021901, 2012.
- [97] V. Skokov, B. Friman, and K. Redlich. Volume Fluctuations and Higher Order Cumulants of the Net Baryon Number. *Phys. Rev. C*, 88:034911, 2013.
- [98] Adam Bzdak, Shinichi Esumi, Volker Koch, Jinfeng Liao, Mikhail Stephanov, and Nu Xu. Mapping the Phases of Quantum Chromodynamics with Beam Energy Scan. *Phys. Rept.*, 853:1–87, 2020.
- [99] Peter Braun-Munzinger, Bengt Friman, Krzysztof Redlich, Anar Rustamov, and Johanna Stachel. Relativistic nuclear collisions: Establishing the non-critical baseline for fluctuation measurements. 7 2020.
- [100] Volodymyr Vovchenko, Oleh Savchuk, Roman V. Poberezhnyuk, Mark I. Gorenstein, and Volker Koch. Connecting fluctuation measurements in heavy-ion collisions with the grand-canonical susceptibilities. *Phys. Lett. B*, 811:135868, 2020.
- [101] D. Mroczek, J. Noronha-Hostler, A. R. Nava Acuna, C. Ratti, P. Parotto, and M. A. Stephanov. Quartic cumulant of baryon number in the presence of QCD critical point. 8 2020.