

# A Network Based Approach to Characterize Twenty-First-Century Populism in Colombia

Juan D. Garcia-Arteaga<sup>a</sup>, Valentina Pellegrino<sup>b</sup>

<sup>a</sup>*School of Medicine,  
Universidad Nacional de Colombia,  
Bogotá, Colombia*

<sup>b</sup>*LASC: Laboratory for the Anthropology of the State in Colombia,  
Bogotá, Colombia*

---

## Abstract

Populism is a political phenomenon of democratic illiberalism centered on the figure of a strong leader. By modeling person/node connections of prominent figures of the recent Colombian political landscape we map, quantify, and analyze the position and influence of Alvaro Uribe as a populist leader. We found that Uribe is a central hub in the political alliances networks, cutting through traditional party alliances, but is not the most central figure in the state machinery. The article first presents the framing of the problem, followed by the historical context of the case in study, the methodology employed and data collection, analysis, conclusions and further research paths. This study has implications for offering a new way of applying quantitative methods to the studies of populist regimes.

*Keywords:* Populism, Political, Networks, Colombia

---

## 1. Introduction

Populism is a phenomenon broadly defined as the pursuit of political power by use of a confrontational narrative founded on the concept of “us, the people” against “them, the elite”. Once considered a result of politically immature systems, the rise of populist figures in well established liberal democracies in Europe and North America[39] has renewed interest in the

---

*Email address:* judgarciaar@unal.edu.co (Juan D. Garcia-Arteaga)

subject and in understanding how and why these regimes come to power [15][32].

Although populist focused studies date back to the 1960's, there is still not a consensus on whether populism should be defined as a communication style, an ideology or a political strategy. The research question in contemporary studies has then shifted from what populism is to how may populism be quantified. Recently the field has added studies about the degree of populism in specific contexts, recurring to textual and content analysis of discourses, speeches or manifestos [26][31][41][42]. Additionally, there has been an increase in the studies of the attitudes in citizens that can be supportive of populist regimes [10] [1] [44] [28].

These studies are valuable as there is much gain in understanding the discourse patterns of populist leaders and how masses are incorporated into them. However, these approaches tend to ignore both the impact of populism in the party system [27] and, more generally, how populists leaders fit in in the landscape of political power relationships. It is possible that, by centering in the figure of the leader and his or her discourse, we are falling into the trap of methodological individualism denounced by [49]: a tendency to focus on individuals instead of relationships, which entails unrealistic assumptions of the independence of these individuals.

In this article we present an alternative to a widespread tendency to study populism and the networks that support it separately [43]. Specifically, we will analyze the network of political alliances and work relationships surrounding a populist leader: Colombia's former president Alvaro Uribe whose ongoing influence and politics have been used as an example of neo-populism by various authors [37, 20].

We offer a novel analysis based on the Colombian political networks to show how Uribe has a central role in them, contesting the commonly held belief of the source of populist power being the direct contact of the leader with the masses without the mediation of traditional political machinery. Our research is based on publicly available profiles documenting different relationships types such as political alliances, work relationships, rivalries and family ties of the main actors of Colombian politics.

The article is organized as follows. In the rest of the Introduction we provide a general context of Colombian politics in the last two decades and briefly review the use of networks in the analysis of political problems. We then describe the dataset used to capture the relationships between different actor of the Colombian political scene. The data collected is then analyzed

using well known concepts of network analysis such as centrality and community detection. We show how these concepts relate to political strategies put in place to consolidate power.

### *1.1. Alvaro Uribe and the Colombian Political Landscape*

A former congressman, Governor and Mayor of Medellín, Alvaro Uribe distanced himself from the Liberal Party because of his hard-line security politics. Running as an independent in the 2002 presidential elections and winning by a landslide, Uribe became the first president in Colombian history outside of the traditional two-party system. Once in office, he used his immense popularity and political influence to change the constitution and remove the ban on presidential reelection, thus allowing himself to be reelected for a second term (2006-2010).

Unable to run for a third term, Uribe supported the candidacy of Juan Manuel Santos, his former minister of Defense and assumed ally. Santos was elected for the 2010-2014 term by cashing in Uribe's electoral force and was re-elected for the 2014-2018 term on a completely different platform based on signing a peace treaty with FARC guerrillas. Uribe then became the most vocal and visible opponent to the peace project and to the Santos administration, creating a right wing opposition party, *Centro Democrático* (Democratic Center, hereafter CD), and being elected as a Senator in the Colombian Congress twice (2014-2018 and 2018-2022).

The CD now constitutes the majority of the Congress. Colombia's current president (Iván Duque, 2018-2022) belongs to the CD and was elected under the strong support and campaigning of Uribe.

Uribe is one of the most interesting examples of neo-populism as, on the one hand, he and his communication style fulfill the commonly accepted characteristics of a populist leader: charismatic, mobilizes masses appealing to a direct communication style, presents himself as an outsider of the traditional politics, promotes an "us against them" adversarial politics that minimizes the space for democratic deliberation, and promotes the idea of his manifest destiny as the only possible "saviour" of the country from its perceived enemies. On the other hand, his status as populist has been challenged mainly because his origins are strongly rooted in the traditional Colombian economic and political elite, undermining the "people vs the elites" opposition that characterizes many populist regimes.

## 1.2. Individual Power Networks

There is a widespread structuralist approach in the social sciences which defines power as relational rather than inherent to the agent [33], *i.e.* actor  $A$ 's power is defined in relation to his influence over actor  $B$ . Political science may then be seen as the study of the relationships that create, access, use, accumulate and/or preserve power within a society and politics themselves may be understood fundamentally as a network phenomenon[35]. This relational approach is slowly gaining foothold in a discipline mostly grounded on theories that assume independence of actors.

The use of networks as an adaptable tool to describe various relationships between individuals, as opposed to other collective actors such as states or political parties, has been adopted by various researchers to describe political data[50][33]. An important part of this research is based on the analysis of digital data from social networks and focuses on individuals and potential voters. The relatively immediate availability of this type of data has promoted a large corpus of research describing the formation of communities with similar political points of view, the relationship between political leader and their followers and predicting the political alignment of potential voters [13, 12].

The research of networks the inner structures of power wielding political institutions are rarer, possibly due to the difficulty of accessing descriptive data [45]. In some cases, relational data may be manually collected from public information [36, 23] or from direct surveys [4, 29], but the process is work intensive, slow and difficult to keep up to date [47].

Affiliation networks [7, 34], bipartite graphs in which one set corresponds to individuals and the other to groups to which the individuals belong, have been used as an alternative to direct relationships. When available, it is possible to use groups corresponding to formal and well defined affiliations, *e.g.* families [14] or political parties [18]. In other cases, especially in political systems without a strong culture of information openness, authors have to use more flexible relation definitions to build the networks, *e.g.* alumni-connections of US congressmen [5] or intelligence reports of the simultaneous presence in public events of Soviet Politicians during the Breshnev era [17].

Relationships between members of deliberative assemblies, such as parliaments and legislative bodies, may be uncovered by analyzing the coincidences of their voting pattern in support of bills [46, 40, 21].

In the following Section we will describe a semi-automatic method to

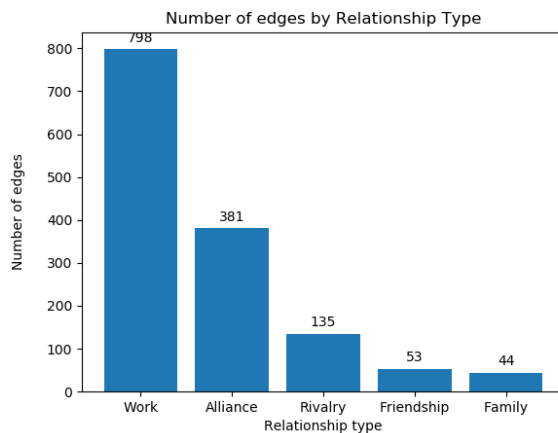


Figure 1: Number of edges per relationship type.

collect direct relational data (“works with”, “is allied with”) of prominent figures of recent Colombian history.

## 2. Data

Data was collected from the “*Quien es quien*” (“Who is Who”) section of “*La Silla Vacía*” (“The Empty Chair”), an independent Colombian news and political journalism website <sup>1</sup> using web scrapping tools implemented in the Python 3 programming language [48]. The raw data consisted on 344 individual profiles saved as plain html text webpages.

The webpage of each person in the network includes a brief profile and hyperlinks to related profiles. There are five types of relationships between profiles: Work, alliance, friendship, family and rivalry. These relationships are, in general, non-exclusive, meaning two nodes may be related by more than one type of edge. The total number of edges by relationship type is presented in Figure 1.

It is clear from the figure that the most common type of relationship is “Work”, with more edges (783) than all the other edge types combined (613), followed by “Alliance” (381). Although all edge information could be represented either by a multiplex network, *i.e.* one in which each individual/node

---

<sup>1</sup><http://lasillavacia.com/quienesquien>

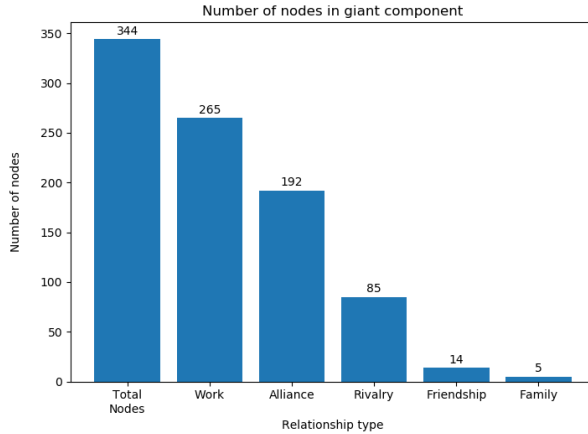


Figure 2: Number of nodes in the largest connected component per relationship type graph.

is connected by different edge/relationships [8], the difference in size would bias results towards “Work”, the most populated edge type.

We have opted instead to analyze separately only the “Work” network and “Alliance” networks (hereafter WN and AN, respectively) as they are the only edge types with a significant number of edges with respect to the number of nodes. Additionally, in both of the chosen networks there is a giant connected component (one in which a path exists between any pair of nodes) connecting more than half of the networks elements (Figure 2).

### 3. Analysis

#### 3.1. Degree

Figure 3 shows the normalized frequencies of node degree (number of edges connected to each vertex) of WN and AN. Both networks show a very long-tail and nodes with degrees an order of magnitude above the average, characteristics of power law distributions [11, 25].

Formally, a distribution is said to follow a power law if the fraction of nodes of degree  $k$  is proportional to an exponential function:

$$P(k) \sim k^{-\gamma}. \tag{1}$$

Instances of natural, social and man-made networks spontaneously showing this behaviour have been extensively reported in the literature[11].

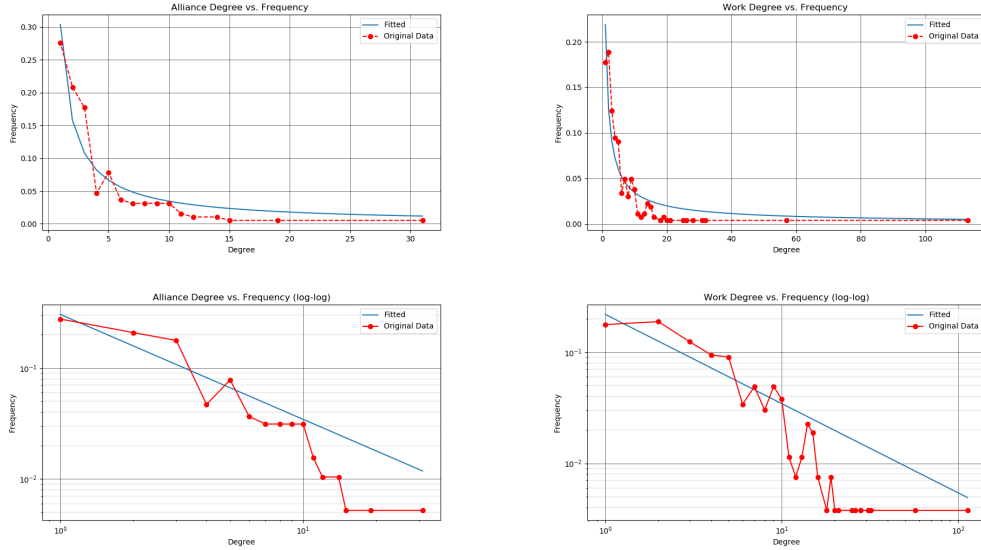


Figure 3: Frequencies of node degrees for AN (left) and WN (right). The fitted power law curves using  $\gamma$  values of 0.95 for AN and 0.85 for WN are overlain. Bottom row show the graphics in a logarithmic scale.

Although there is still no consensus over the exact mechanisms which result in this type of distribution, preferential attachment, also referred to as a “Yule Process” [52] or “the rich get richer effect”, has been proposed as a possible explanation. In this type of processes, new edges added to the network by a random or partly random process will attach with a higher probability to nodes with higher degrees in a self reinforcing loop[2].

### 3.2. Centrality Measures

A widely accepted, although loose, definition of a node’s centrality coming from the study of social networks and organizations states that centrality is related to the “importance” of the node within the graph [22]. The most central nodes of AN and WN networks were calculated using four common measures: Degree, Betweenness, Closeness and Eigenvector Centrality. By all four metrics Alvaro Uribe is the most central node of the AN and former President Juan Manuel Santos the most central node of the WN network. Results are shown in Table 1.

Alliance Network

Degree		Betweenness		Closeness		Eigencentrality	
AU	31	AU	0.387	AU	0.378	AU	0.288
GV	19	EP	0.187	EP	0.376	EP	0.276

Work Network

Degree		Betweenness		Closeness		Eigencentrality	
JMS	113	JMS	0.530	JMS	0.571	JMS	0.489
AU	57	AU	0.203	AU	0.466	AU	0.196

Table 1: Top centrality nodes of AN and WN according to four metrics. In all measures Alvaro Uribe (AU) is the most central node of AN and the second most important of the WN. Former President Juan Manuel Santos (JMS) is the most important node by all measures of the WN. Other nodes are Germán Vargas Lleras (GV, Vice President under Juan Manuel Santos) and Enrique Peñalosa (EP, former Mayor of Bogota).

### 3.2.1. AN Centrality

It is interesting to note that, on the one hand, there is a large proportional gap between Alvaro Uribe’s score in Degree and Betweenness measurements and the second most central nodes.

Degree centrality (DC) is a simple yet effective way of measuring the importance of a node and corresponds to the number of edges connected to it.

Betweenness centrality (BC) assumes that information travels from node to node following the shortest path[16]. The BC of a node is defined as:

$$BC(i) = \sum_i \sum_j \frac{\rho(i, j, k)}{\rho(j, k)}, i \neq j \neq k \quad (2)$$

where  $\rho(j, k)$  is the number of shortest paths connecting nodes  $i$  and  $k$  and  $\rho(j, i, k)$  is the number of shortest paths connecting  $j$  and  $k$  passing through  $i$ .

A rapid inspection of the network shows that Alvaro Uribe has many alliances with low-degree nodes, as shown in Figure 4. Since DC measures the number of edges connected to a node (independently of the importance of the nodes it attaches with) and BC measures the number of shortest paths passing through a given node (again, independently of the importance of the paths), it is logical that having many connections, even to unimportant nodes, will boost these scores.



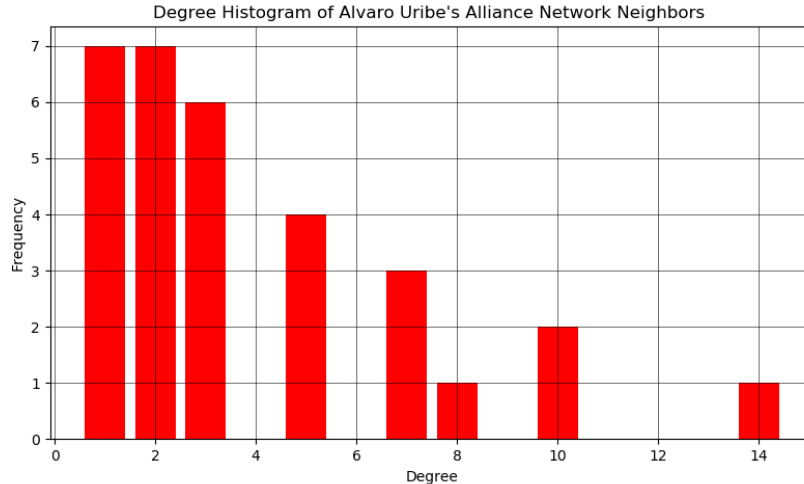


Figure 4: DC histogram for the immediate neighbors of the Alvaro Uribe node in the AN. Most of the nodes connected to Alvaro Uribe have a very low degree.

On the other hand, Alvaro Uribe’s Eigencentrality score (EC) is only marginally larger than other nodes. This measure is based on the concept that being connected to high-scoring nodes will contribute more to the centrality than being connected to low-scoring nodes, resulting in a more distributed centrality. The EC of a vertex  $v_i$  in a graph  $G$  is defined as:

$$EC(v_i) = \frac{1}{\lambda} \sum_{j \in G} a_{i,j} EC(v_j) \quad (3)$$

where  $a_{i,j}$  is the value in row  $i$  and column  $j$  of  $A$ , the adjacency matrix of  $G$ . One may rewrite Equation 3 as the eigenvector definition:

$$A\mathbf{x} = \lambda\mathbf{x}. \quad (4)$$

Variations of EC in which a node’s centrality is determined by the centrality of its neighbors and being connected to high-ranking nodes increases the influence in the network, are used to determine the ranking of webpages, *e.g.* Google’s Pagerank algorithm [38] or the citation impact of academic articles [51, 6]. In the political context, it provides a strong incentive for actors with a limited political power to establish alliances with central nodes such as Uribe, thus increasing the latter’s influence in a self-perpetuating process consistent with the preferential attachment mechanism.

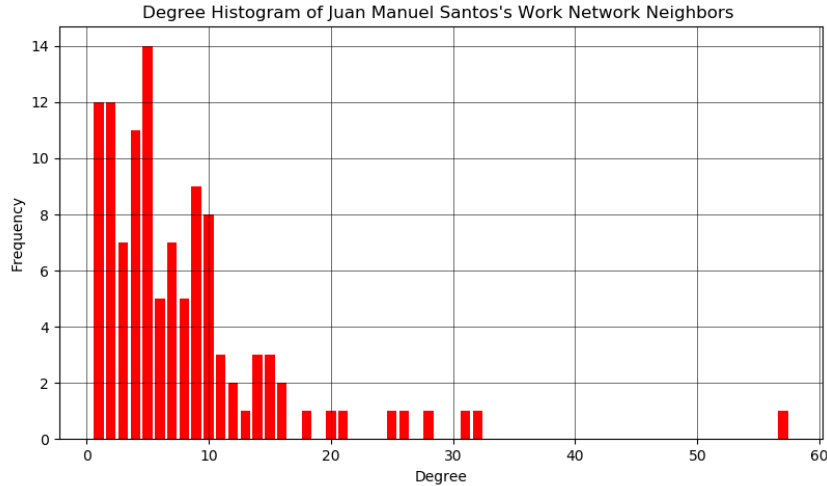


Figure 5: DC histogram for the immediate neighbors of the Juan Manuel Santos node in the WN. The highest connected node corresponds to Alvaro Uribe under whom Juan Manuel Santos served as a Minister of Defense.

### 3.2.2. WN Centrality

The WN is dominated by the figure of Juan Manuel Santos, who, as we previously explained, rose to the Presidency with the support of his former ally Uribe. Alvaro Uribe criticized Juan Manuel Santos’s peace talk efforts, announced shortly after being sworn in, and has become one of his fiercest critics.

Besides Juan Manuel Santos and Alvaro Uribe, the top positions of the Work network are dominated either by former Presidents or by high-ranking ministers who have served under different Presidents. This, together with the difference in size of the AN and WN network (Figure 2), tends to confirm the diagnostics of how, despite the changes stated in the 1991 constitution, Colombia remains a highly centralized nation with a large state-bureaucracy orbiting, mainly, around the executive branch of the government.

The higher centrality of Juan Manuel Santos over Alvaro Uribe in the WN is also consistent with their public discourses. Whereas Juan Manuel Santos insisted on the need to work towards peace construction and, consequently, created bureaucratic positions to negotiate and implement peace accords, Alvaro Uribe’s discourse and public figure are centered on efficiency, action over reflection and the reduction of the size of the government, all points

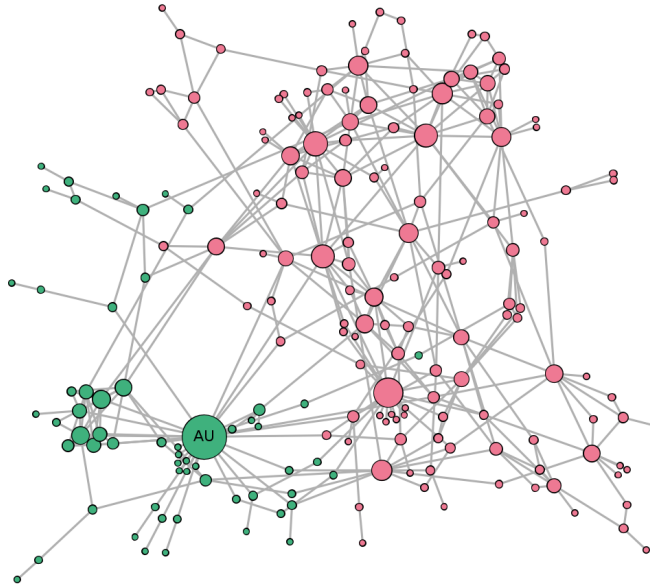


Figure 6: AN graphical representation. Size is proportional to the node degree and colors correspond to communities detected by the first cut of a Girvan-Newman algorithm. A clear fracture between the close supporters of Alvaro Uribe and the rest of the political scene may be seen.

which align with the description of neo-populism given by Fierro [20].

It is interesting to note that one of the main criticisms of Alvaro Uribe and his party allies against Juan Manuel Santos is the alleged wide-spread use of pork barrel politics, *i.e.* the appropriation of government spending for political gain. The use of key word repetition tactics by the CD on this point has made the Spanish word for “sweet jam” (“*mermelada*”) a functional synonym of pork barrel in Colombia and popularized the use of the expression “spread the sweet jam” (“*repartir mermelada*”) to describe this practice [3].

### 3.3. Communities and Network Topology

The complete AN and WN are displayed in Figures 6 and 8, respectively. The position of the nodes is calculated using a “force based” layout algorithm [30] which iteratively attracts linked nodes and repels non-attached nodes.

### 3.3.1. AN Community Analysis

The most notable characteristic of the AN is how the node corresponding to Alvaro Uribe, despite having the high centrality values shown in Table 1, distances itself from most other nodes with which it does not share edges.

The polarizing tendency is confirmed via community analysis using the Girvan-Newman (GN) algorithm [24]. GN calculates the number of shortest paths between all nodes passing through each edge and removes the edge with the highest count. When an edge removal makes the graph disconnected the resulting connected components are considered communities and the process repeats for each component. In AN we consider only the graph's first partition.

The first cut of AN results in two communities containing 69.27% and 30.73% of the nodes. The smaller community (shown in Figure 6) centers around Alvaro Uribe and contains many members of his party's inner circle including Colombia's current president Ivan Duque.

The algebraic connectivity, also known as the the Fiedler eigenvalue [19, 9], of a graph  $G$  may be used to partition the graph partition. The Fiedler vector is the eigenvector corresponding to the second smallest eigenvalue of the Laplacian matrix  $L$  of  $G$  where

$$L = D - A, \tag{5}$$

$A$  corresponds to the adjacency matrix of  $G$  and  $D$  to the degree matrix of  $A$ :

$$D_{i,j} := \begin{cases} \text{deg}(v_i) & \text{if } i = j \\ 0 & \text{otherwise.} \end{cases} \tag{6}$$

The sign (positive or negative) of each value of the Fiedler vector can be used to partition graph  $G$ . For the AN this results in a similar separation with only 5 nodes migrating from the largest to the smallest community. The proportional number of nodes remain similar resulting in 64.58% and 35.42% of nodes in each community.

In both the GN and the Fiedler vector partitions, the community containing Alvaro Uribe also contains the three maximum cliques (subgraphs in which every node is connected to every other node). The cliques are formed by 5 nodes each corresponding to current or former members of congress of the CD (including Alvaro Uribe and current President Ivan Duque). As seen in Figure 7, these cliques have an overlap of 4 nodes (equivalent to 80% of the clique's nodes) between any pair of cliques indicating a strong and well connected inner network community within the AN.

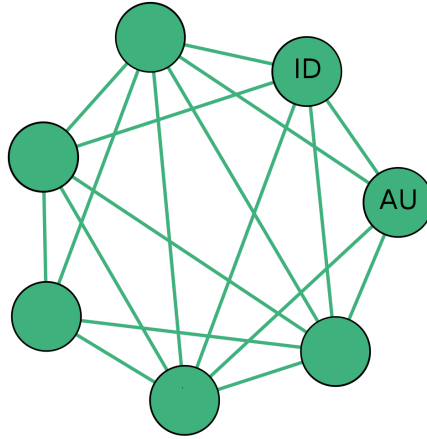


Figure 7: There are three maximum cliques consisting of 5 nodes in the AN. All nodes correspond to members of the CD who are or have been members of the congress including former president Alvaro Uribe (AU) and current president Ivan Duque (ID).

### 3.3.2. WN Community Analysis

Unlike the AN, the WN does not present any easily detectable communities. The network revolves around Juan Manuel Santos and Alvaro Uribe, as predicted by the centrality values, but there is a dense network of shared vertices (people who have had work relationships with both) which bind them into one large community.

The first three cuts of GN correspond to very small marginal communities (1.51%,1.51% and 1.13% of all the nodes) connected by single edges to the main component. It then separates a sizeable community ( 8.68% of the nodes) seen in the right side of Figure 8. This community is formed mostly by politicians and technocrats who worked with Gustavo Petro, a prominent left-wing opposition leader, during his tenure as Bogota Mayor (2012-2015).

The WN has 5 maximum cliques containing 6 nodes each. The cliques form two distinct communities bridged by Juan Manuel Santos who is a member of 4 of them (see Figure 9). The communities correspond to two distinct time periods: the negotiating team for the Havana Peace Accords (2012-2016) and members of former President Cesar Gaviria’s cabinet (1990-1994). Unlike the maximal cliques of the AN, the WN is formed by representatives of various parties and sectors.

Whereas AN is formed by two easily separable communities, WN forms




Figure 8: WN graphical representation. Node colors correspond to the first five communities detected by the Girvan-Newman algorithm.

a tightly knit network without any strong separations. This would lead to think that, unlike the political arena, in a state as large and centralized as Colombia it is necessary through time to draw people from all political tendencies to keep the machinery moving.

#### 4. Conclusions

A network-based approach to populism is necessary because it brings nuance to both the overly structural analysis and to the pairing of influential leader/faithful followers that so often is the backbone of the studies in populism. The massive popular support of a populist leader becomes the social force that allows eroding democratic institutions and mechanisms under his will, which is the most notorious danger of populism. That explains the interest in understanding both the leader's followers, and the leader's means

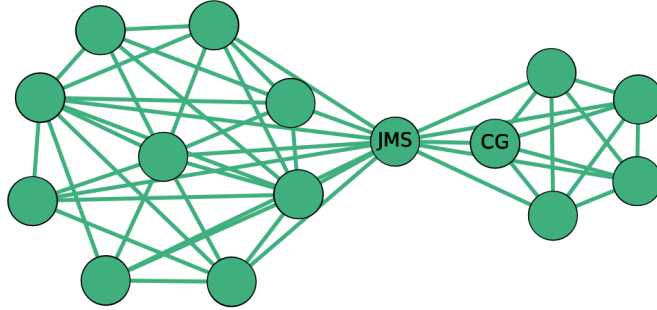


Figure 9: There are 5 maximum cliques consisting of 6 nodes in the WN. Two communities bridged by former President Juan Manuel Santos (JMS) may be seen: A community formed by members of the Havana Peace Accords negotiating teams (left) and a clique formed by members of the cabinet of former President Cesar Gaviria (CG, right).

to obtain support, by analyzing voting dispositions, discourse, ideology, and even personality traits in both voters and the leader. Additionally, studies of populist regimes also seek for explanations in structural terms: what are the social and economic conditions that allow a populist movement to thrive. These are all fundamental questions. However, they oscillate between a micro and a macro level. The network approach allows us to address the meso level by rendering visible the paths that connect the leader and the voters. These paths are made of politicians, advisors, and high-rank State officials that cement and increase or erode and diminish a populist leader's power.

A characteristic of populist leaders is their presentation as outsiders. Uribe, launching his presidential campaign as an independent candidate, was not an exception. But just because someone presents him or herself as a political outsider does not mean that it is not playing the political game of forging alliances. Mapping the political landscape of Colombia allowed us to see the extent of Uribe's partnerships and the uniqueness of his connections in comparison to other former Presidents. They are not nearly as interlinked as him and correspondingly their political presence is more marginal. Populist leaders need not only charisma, discourse, or ideology to get and maintain political power but some good old networking.

## 5. Future research

The data provided by the news website takes into account the most notable figures in Colombian politics based on their significance in a given news

cycle, which makes it necessary to explain to the readers who the person is. Therefore, it is essential to build a database that includes not only the notable figures but also the ones that are less visible and equally powerful. This database would require collecting information about all the members both from the Congress and from the top Government positions. Additionally, the network approach to populism would benefit from tracing the changes in the alliances throughout the emergence and decline of a populist regime. Our long-term goal is to use the network morphology to create a populism indicator by strengthening the database and incorporating a historical perspective in the analysis.

## References

- [1] Agnes Akkerman, Cas Mudde, and Andrej Zaslove. How populist are the people? measuring populist attitudes in voters. *Comparative political studies*, 47(9):1324–1353, 2014.
- [2] Réka Albert and Albert-László Barabási. Statistical mechanics of complex networks. *Reviews of modern physics*, 74(1):47, 2002.
- [3] Camila Angulo Amaya, Anthony M Bertelli, and Eleanor Woodhouse. The political cost of public-private partnerships: Theory and evidence from colombian infrastructure development. *Forthcoming, Governance*, 2019.
- [4] Mahnoor Asif and Azam Chaudhry. Connections and elections in lahore: How network centrality affects electoral politics in pakistan. 2016.
- [5] Marco Battaglini, Valerio Leone Sciabolazza, and Eleonora Patacchini. Effectiveness of connected legislators. *American Journal of Political Science*, 2019.
- [6] Johan Bollen, Marko A Rodriguez, and Herbert Van de Sompel. Journal status. *Scientometrics*, 69(3):669–687, 2006.
- [7] Ronald L Breiger. The duality of persons and groups. *Social forces*, 53(2):181–190, 1974.
- [8] Ronald L Breiger and Philippa E Pattison. Cumulated social roles: The duality of persons and their algebras. *Social networks*, 8(3):215–256, 1986.



- [9] Fan RK Chung and Fan Chung Graham. *Spectral graph theory*. Number 92. American Mathematical Soc., 1997.
- [10] Angélica Abad Cisneros. El voto populista en la región andina: los casos de colombia, ecuador y Perú/the populist vote in the andean region: the cases of colombia, ecuador and peru. *Revista CIDOB d’Afers Internacionals*, (119):209–244, 2018.
- [11] Aaron Clauset, Cosma Rohilla Shalizi, and Mark EJ Newman. Power-law distributions in empirical data. *SIAM review*, 51(4):661–703, 2009.
- [12] Elanor Colleoni, Alessandro Rozza, and Adam Arvidsson. Echo chamber or public sphere? predicting political orientation and measuring political homophily in twitter using big data. *Journal of communication*, 64(2):317–332, 2014.
- [13] Michael D Conover, Bruno Gonçalves, Jacob Ratkiewicz, Alessandro Flammini, and Filippo Menczer. Predicting the political alignment of twitter users. In *2011 IEEE third international conference on privacy, security, risk and trust and 2011 IEEE third international conference on social computing*, pages 192–199. IEEE, 2011.
- [14] Cesi Cruz, Julien Labonne, and Pablo Querubin. Politician family networks and electoral outcomes: Evidence from the philippines. *American Economic Review*, 107(10):3006–37, 2017.
- [15] Carlos De la Torre and Federico Finchelstein. Democraduras?: Venezuela and national-populism in latin america. *Democraduras?: Venezuela and National-Populism in Latin America*, pages 147–160, 2018.
- [16] Ernesto Estrada and Philip A Knight. *A first course in network theory*. Oxford University Press, USA, 2015.
- [17] Katherine Faust, Karin E Willert, David D Rowlee, and John Skvoretz. Scaling and statistical models for affiliation networks: patterns of participation among soviet politicians during the brezhnev era. *Social networks*, 24(3):231–259, 2002.

- [18] Josemar Faustino, Hugo Barbosa, Eraldo Ribeiro, and Ronaldo Menezes. A data-driven network approach for characterization of political parties' ideology dynamics. *Applied Network Science*, 4(1):48, 2019.
- [19] Miroslav Fiedler. Laplacian of graphs and algebraic connectivity. *Banach Center Publications*, 25(1):57–70, 1989.
- [20] Marta I Fierro. Alvaro uribe populism and neo-populism. *Análisis político*, 27(81):127–147, 2014.
- [21] Manuel Fischer, Frédéric Varone, Roy Gava, and Pascal Sciarini. How mps ties to interest groups matter for legislative co-sponsorship. *Social Networks*, 57:34–42, 2019.
- [22] Linton C Freeman. Centrality in social networks conceptual clarification. *Social networks*, 1(3):215–239, 1978.
- [23] Jorge Gil-Mendieta and Samuel Schmidt. The political network in mexico. *Social Networks*, 18(4):355–381, 1996.
- [24] Michelle Girvan and Mark EJ Newman. Community structure in social and biological networks. *Proceedings of the national academy of sciences*, 99(12):7821–7826, 2002.
- [25] Taichi Haruna and Yukio-Pegio Gunji. ordinal preferential attachment: A self-organizing principle generating dense scale-free networks. *Scientific Reports*, 9(1):1–8, 2019.
- [26] Kirk A Hawkins, Rosario Aguilar, Bruno Castanho Silva, Erin K Jenne, Bojana Kocijan, and Cristóbal Rovira Kaltwasser. Measuring populist discourse: The global populism database. Presentado en el 2019 en EPSA Annual Conference en Belfast, Reino Unido, June, 2019.
- [27] Kirk A Hawkins and Cristobal Rovira Kaltwasser. What the (ideational) study of populism can teach us, and what it can't. *Swiss Political Science Review*, 23(4):526–542, 2017.
- [28] Kirk Andrew Hawkins, Scott Riding, and Cas Mudde. Measuring populist attitudes. 2012.

- [29] Narisong Huhe, Daniel Naurin, and Robert Thomson. The evolution of political networks: Evidence from the council of the european union. *European Union Politics*, 19(1):25–51, 2018.
- [30] Mathieu Jacomy, Sebastien Heymann, Tommaso Venturini, and Mathieu Bastian. Forceatlas2, a continuous graph layout algorithm for handy network visualization. *Medialab center of research*, 560:4, 2011.
- [31] Jan Jagers and Stefaan Walgrave. Populism as political communication style: An empirical study of political parties’ discourse in belgium. *European journal of political research*, 46(3):319–345, 2007.
- [32] Cristóbal Rovira Kaltwasser, Paul A Taggart, Paulina Ochoa Espejo, and Pierre Ostiguy. *The Oxford handbook of populism*. Oxford University Press, 2017.
- [33] David Knoke. *Political networks: the structural perspective*, volume 4. Cambridge University Press, 1994.
- [34] Silvio Lattanzi and D Sivakumar. Affiliation networks. In *Proceedings of the forty-first annual ACM symposium on Theory of computing*, pages 427–434, 2009.
- [35] Scott D McClurg and David Lazer. Political networks. *Social Networks*, (36):1–4, 2014.
- [36] Nuno Moniz, Francisco Louçã, Márcia Oliveira, and Renato Soeiro. Empirical analysis of the portuguese governments social network. *Social Network Analysis and Mining*, 6(1):43, 2016.
- [37] Carlo Nasi. Derechización ‘a la colombiana’ en tiempos confusos: un ensayo especulativo. *Colombia internacional*, (66):162–183, 2007.
- [38] Lawrence Page, Sergey Brin, Rajeev Motwani, and Terry Winograd. The pagerank citation ranking: Bringing order to the web. Technical report, Stanford InfoLab, 1999.
- [39] Takis S Pappas. Modern populism: Research advances, conceptual and methodological pitfalls, and the minimal definition. In *Oxford research encyclopedia of politics*. 2016.

- [40] Paolo Parigi and Laura Sartori. The political party as a network of cleavages: Disclosing the inner structure of italian political parties in the seventies. *Social Networks*, 36:54–65, 2014.
- [41] Teun Pauwels. Measuring populism: A quantitative text analysis of party literature in belgium. *Journal of Elections, Public Opinion and Parties*, 21(1):97–119, 2011.
- [42] Roel Popping. Measuring populist discourse using semantic text analysis: a comment. *Quality & quantity*, 52(5):2163–2172, 2018.
- [43] Kenneth M Roberts. Populism and political parties. In *The Oxford handbook of populism*. 2017.
- [44] Matthijs Rooduijn. What unites the voter bases of populist parties? comparing the electorates of 15 populist parties. *European Political Science Review*, 10(3):351–368, 2018.
- [45] David A Siegel. Social networks in comparative perspective. *PS: Political Science and Politics*, 44(1):51–54, 2011.
- [46] Mirko Signorelli and Ernst C. Wit. A penalized inference approach to stochastic block modelling of community structure in the italian parliament. *Journal of the Royal Statistical Society: Series C (Applied Statistics)*, 67(2):355–369, Jul 2017.
- [47] Mariela Szwarcberg. Revisiting clientelism: A network analysis of problem-solving networks in argentina. *Social Networks*, 34(2):230–240, 2012.
- [48] Guido Van Rossum and Fred L. Drake. *Python 3 Reference Manual*. CreateSpace, Scotts Valley, CA, 2009.
- [49] Jennifer Nicoll Victor, Alexander H Montgomery, and Mark Lubell. Introduction: The emergence of the study of networks in politics. *The oxford handbook of political networks*, pages 3–58, 2017.
- [50] J.N. Victor, A.H. Montgomery, and M. Lubell. *The Oxford Handbook of Political Networks*. Oxford handbooks online : Political science. Oxford University Press, 2016.

- [51] Erjia Yan and Ying Ding. Applying centrality measures to impact analysis: A coauthorship network analysis. *Journal of the American Society for Information Science and Technology*, 60(10):2107–2118, 2009.
- [52] George Udny Yule. Ii.—a mathematical theory of evolution, based on the conclusions of dr. jc willis, fr s. *Philosophical transactions of the Royal Society of London. Series B, containing papers of a biological character*, 213(402-410):21–87, 1925.